

ISED CABid: ES1909

Test Report No:
 NIE: 67442RRF.011

Test Report

Dynamic Frequency Selection (DFS)

USA FCC Part 15.407, 15.209

CANADA RSS-247, RSS-Gen

Unlicensed National Information Infrastructure (U-NII) Devices. General technical requirements.
 Radiated emission limits; general requirements.
 Digital Transmission Systems (DTSs), Frequency Hopping Systems (FHSs) and Licence-Exempt Local Area Network (LE-LAN) Devices.
 General Requirements and Information for the Certification of Radio Apparatus.

(*) Identification of item tested	Communications device
(*) Trademark	Ring LLC
(*) Model and /or type reference	5AT3T3
Other identification of the product	FCC ID: 2AEUPBHAXN001 IC: 20271-BHAXN001
(*) Features	--
Applicant	Ring LLC 1523 26th Street, Santa Monica, 90404, California, United States
Test method requested, standard	USA FCC Part 15.407 (10-1-20) Edition: Unlicensed National Information Infrastructure (U-NII) Devices. General technical requirements. CANADA RSS-247 Issue 2 (February 2017). CANADA RSS-Gen Issue 5 Amendment 1 (March 2019). ANSI C63.10-2013: American National Standard for Testing Unlicensed Wireless Devices. KDB 905462 D02 UNII DFS Compliance Procedures New Rules v02.
Summary	IN COMPLIANCE
Approved by (name / position & signature)	Rafael López Martín EMC Consumer & RF Lab. Manager
Date of issue	2021-10-27
Report template No	FDT08_23 (* "Data provided by the client")

Index

Competences and guarantees	3
General conditions	3
Uncertainty	3
Data provided by the client.....	3
Usage of samples	4
Test sample description	4
Identification of the client.....	5
Testing period and place.....	5
Document history.....	5
Environmental conditions.....	6
Remarks and comments	6
Testing verdicts.....	7
Summary	7
Appendix A: DFS for Master Device Operational Mode.....	8

Competences and guarantees

DEKRA Testing and Certification is a testing laboratory accredited by the National Accreditation Body (ENAC - Entidad Nacional de Acreditación), to perform the tests indicated in the Certificate No. 51/LE 147.

DEKRA Testing and Certification S.A.U. is an FCC-recognized accredited testing laboratory with the appropriate scope of accreditation that covers the performed test in this report.

DEKRA Testing and Certification S.A.U. is an ISED-recognized accredited testing laboratory, CABid: ES1909, with the appropriate scope of accreditation that covers the performed tests in this report.

In order to assure the traceability to other national and international laboratories, DEKRA Testing and Certification has a calibration and maintenance program for its measurement equipment.

DEKRA Testing and Certification guarantees the reliability of the data presented in this report, which is the result of the measurements and the tests performed to the item under test on the date and under the conditions stated on the report and, it is based on the knowledge and technical facilities available at DEKRA Testing and Certification at the time of performance of the test.

DEKRA Testing and Certification is liable to the client for the maintenance of the confidentiality of all information related to the item under test and the results of the test.

The results presented in this Test Report apply only to the particular item under test established in this document.

IMPORTANT: No parts of this report may be reproduced or quoted out of context, in any form or by any means, except in full, without the previous written permission of DEKRA Testing and Certification.

General conditions

1. This report is only referred to the item that has undergone the test.
2. This report does not constitute or imply on its own an approval of the product by the Certification Bodies or competent Authorities.
3. This document is only valid if complete; no partial reproduction can be made without previous written permission of DEKRA Testing and Certification.
4. This test report cannot be used partially or in full for publicity and/or promotional purposes without previous written permission of DEKRA Testing and Certification and the Accreditation Bodies.

Uncertainty

Uncertainty (factor k=2) was calculated according to the DEKRA Testing and Certification internal document PODT000.

Data provided by the client

The following data has been provided by the client:

1. Information relating to the description of the sample ("Identification of the item tested", "Trademark", "Model and/or type reference tested").
2. The sample of the model number 5AT3T3 is a communications device with wireless technologies.

Usage of samples

Samples undergoing test have been selected by: The client.

- Sample S/01 is composed of the following elements:

Control Nº	Description	Model	Serial Nº	Reception
67442/058	Communications Device	5AT3T3	GCB1ES011297001Q	2021/08/03

Auxiliary elements used with the Sample S/01:

Control Nº	Description	Model	Serial Nº	Reception
67442/061	AC/DC Adapter	--	--	2021/08/03

Sample S/01 has undergone the test(s): The tests indicated in the Appendix A.

Test sample description

Ports..... :	Port name and description	Cable					
		Specified max length [m]	Attached during test	Shielded	Coupled to patient		
	AC power port	>3m	Yes	No			
	USB power port	<3m	Yes	Yes			
	Ethernet ports	>3m	Yes	No			
Supplementary information to the ports..... :							
Rated power supply	Voltage and Frequency		Reference poles				
			L1	L2	L3	N	PE
X	AC: 110V (60Hz).	X			X		
X	DC: 12V, 3A						
Rated Power	Not provided.						
Clock frequencies.....	Not provided.						
Other parameters	Not provided.						
Software version	Not provided.						
Hardware version	Not provided.						
Dimensions in cm (W x H x D)	Not provided.						
Mounting position	X	Table top equipment					
		Wall/Ceiling mounted equipment					

	Floor standing equipment		
	Hand-held equipment		
	Other:		
Modules/parts.....:	Module/parts of test item	Type	Manufacturer
Accessories (not part of the test item)	Description	Type	Manufacturer
Documents as provided by the applicant.....:	Description	File name	Issue date

⁽³⁾ Only for Medical Equipment

Identification of the client

Ring LLC
 1523 26th Street, Santa Monica, 90404, California, United States

Testing period and place

Test Location	DEKRA Testing and Certification S.A.U.
Date (start)	2021-09-30
Date (finish)	2021-10-03

Document history

Report number	Date	Description
67442RRF.011	2021-10-27	First release.

Environmental conditions

In the control chamber, the following limits were not exceeded during the test:

Temperature	Min. = 15 °C Max. = 35 °C
Relative humidity	Min. = 20 % Max. = 75 %

In the chamber for conducted measurements, the following limits were not exceeded during the test:

Temperature	Min. = 15 °C Max. = 35 °C
Relative humidity	Min. = 20 % Max. = 75 %

Remarks and comments

The tests have been performed by the technical personnel: Victoria Olmedo, Daniel Mejías, Jaime Barranquero and Antonio Manuel Sánchez.

Used instrumentation:

Conducted Measurements

	Last Calibration	Due Calibration
1. Shielded Room ALBATROSS PROJECTS GMBH P29419	N/A	N/A
2. Signal and Spectrum Analyzer 2Hz-50GHz ROHDE AND SCHWARZ FSW50	2021/07	2023/07
3. Vector Signal Generator 8 kHz - 6 GHz ROHDE AND SCHWARZ SMBV100B	2019/10	2021/10
4. Signal Generator 9 KHz-6 GHz, ROHDE AND SCHWARZ SMB100A	2019/10	2021/10
5. OPEN SWITCH UNIT UP TO 6 GHz ROHDE & SCHWARZ OSP-B157W8	2021/03	2023/03
6. EXTENSION FOR OPEN SWITCH UNIT UP TO 40GHz ROHDE & SCHWARZ OSP-B157Wx	2021/03	2023/03

Testing verdicts

Not applicable:	N/A
Pass:	P
Fail:	F
Not measured:	N/M

Summary

A. DFS for Master Device Operational Mode:

FCC PART 15 PARAGRAPH, KDB 905462 D02 / RSS-247			
Requirement – Test case		Verdict	Remark
FCC 15.407 (h)(2), KDB 905462 D02 5.2 / RSS-247 6.3.1	DFS Detection Threshold	P	
FCC 15.407 (h)(2), KDB 905462 D02 8.2 / RSS-247 6.3	Radar Waveform calibration	P	
FCC 15.407 (h)(2), KDB 905462 D02 7.7 / RSS-247 6.3	Channel Loading	P	
FCC 15.407 (h)(2), KDB 905462 D02 7.8.1 / RSS-247 6.3.1	U-NII Detection Bandwidth	P	(1)
FCC 15.407 (h)(2), KDB 905462 D02 7.8.2 / RSS-247 6.3.2	Performance Requirements Check	P	
FCC 15.407 (h)(2), KDB 905462 D02 7.8.3 / RSS-247 6.3.2	In-Service Monitoring	P	(2)
FCC 15.407 (h)(2), KDB 905462 D02 7.8.4 / RSS-247 6.3.2	Statistical Performance Check	P	(1)
<u>Supplementary information and remarks:</u>			
1) Wi-Fi 6 with bandwidths of 20 MHz, 40 MHz, 80 MHz.			
2) Test using widest BW mode available			

Appendix A: DFS for Master Device Operational Mode

INDEX

TEST CONDITIONS	10
FCC 15.407 (h)(2), KDB 905462 D02 5.2 / RSS-247 6.3.1 DFS Detection Threshold.....	14
FCC 15.407 (h)(2), KDB 905462 D02 8.2 / RSS-247 6.3 Radar Waveform calibration.....	15
FCC 15.407 (h)(2), KDB 905462 D02 7.7 / RSS-247 6.3 Channel Loading.....	19
FCC 15.407 (h)(2), KDB 905462 D02 7.8.1 / RSS-247 6.3.1 U-NII Detection Bandwidth	20
FCC 15.407 (h)(2), KDB 905462 D02 7.8.2 / RSS-247 6.3.2 Performance Requirements Check ...	21
FCC 15.407 (h)(2), KDB 905462 D02 7.8.3 / RSS-247 6.3.2 In-Service Monitoring	26
FCC 15.407 (h)(2), KDB 905462 D02 7.8.4 / RSS-247 6.3.2 Statistical Performance Check	30

TEST CONDITIONS

(*) Declared by the Client.

POWER SUPPLY (*):

Vnominal: 110 Vac
 Type of Power Supply: AC/DC Adapter.

ANTENNA (*):

Type of Antennas: Integral (stamped metal).
 Maximum Declared Antenna Gain WLAN1 U-NII-2A: +3.5 dBi
 Maximum Declared Antenna Gain WLAN2 U-NII-2A: +2.8 dBi
 Maximum Declared Antenna Gain WLAN1 U-NII-2C: +5.5 dBi
 Maximum Declared Antenna Gain WLAN2 U-NII-2C: +4.3 dBi

Directional Antenna Gain Calculations for CDD MIMO:

U-NII-2A:

- For 2Tx CDD MIMO modes, in accordance with KDB 662911 D01 v02r01 Section F)2)f)(ii), directional gain was calculated as (worst case):

$$N_{SS} = 1, \quad N_{ANT} = 2, \quad G_{WLAN1} = +3.5 \text{ dBi}, \quad G_{WLAN2} = +2.8 \text{ dBi}$$

$$DirectionalGain = 10 \cdot \log \left[\frac{\sum_{j=1}^{N_{SS}} \left\{ \sum_{k=1}^{N_{ANT}} g_{j,k} \right\}^2}{N_{ANT}} \right]$$

$$Directional \text{ Gain} = +6.17 \text{ dBi}$$

Maximum Declared Antenna Gain MIMO U-NII-2A: +6.17 dBi

U-NII-2C:

- For 2Tx CDD MIMO modes, in accordance with KDB 662911 D01 v02r01 Section F)2)f)(ii), directional gain was calculated as (the worst-case):

$$N_{SS} = 1, \quad N_{ANT} = 2, \quad G_{WLAN1} = +5.5 \text{ dBi}, \quad G_{WLAN2} = +4.3 \text{ dBi}$$

$$DirectionalGain = 10 \cdot \log \left[\frac{\sum_{j=1}^{N_{SS}} \left\{ \sum_{k=1}^{N_{ANT}} g_{j,k} \right\}^2}{N_{ANT}} \right]$$

$$Directional \text{ Gain} = +7.93 \text{ dBi}$$

Maximum Declared Antenna Gain MIMO U-NII-2C: +7.93 dBi

TEST FREQUENCIES (*):

Band U-NII-2A:

Technology Tested:	WLAN (IEEE 802.11 a20 / n2040 / ac204080 / ax204080 2x2) / U-NII-2A	
Modes:	802.11a: 6, 9, 12, 18, 24, 36, 48 & 54 Mbps (SISO, MIMO with CDD)	
	802.11n HT20: MCS0 to MCS23 (1 or 2 spatial stream with either SISO or 2 chain MIMO CDD)	
	802.11n HT40: MCS0 to MCS23 (1 or 2 spatial stream with either SISO or 2 chain MIMO CDD)	
	802.11ac VHT20: MCS0 to MCS9 (1 or 2 spatial stream) (SISO, or MIMO with CDD without TxBF)	
	802.11ac VHT40: MCS0 to MCS9 (1 or 2 spatial stream) (SISO, or MIMO with CDD without TxBF)	
	802.11ac VHT80: MCS0 to MCS9 (1 or 2 spatial stream) (SISO, or MIMO with CDD without TxBF)	
	802.11ax HE20: MCS0 to MCS9 (1 or 2 spatial stream) (SISO, or MIMO with CDD without TxBF)	
	802.11ax HE40: MCS0 to MCS9 (1 or 2 spatial stream) (SISO, or MIMO with CDD without TxBF)	
	802.11ax HE80: MCS0 to MCS9 (1 or 2 spatial stream) (SISO, or MIMO with CDD without TxBF)	
	Setting of cores / ports:	WLAN1, WLAN2, WLAN12
Beamforming:	No.	
Frequency Range:	5250 - 5350 MHz	
Operating Channel Bandwidth:	20 MHz	
Transmission Channels:	Channels	Channel Frequency (MHz)
	Low: 52	5260
Operating Channel Bandwidth:	40 MHz	
Transmission Channels:	Channels	Channel Frequency (MHz)
	Low: 54	5270
	High: 62	5310
Operating Channel Bandwidth:	80 MHz	
Transmission Channels:	Channels	Channel Frequency (MHz)
	Single: 58	5290

Band U-NII-2C:

Technology Tested:	WLAN (IEEE 802.11 a20 / n2040 / ac204080 / ax204080 2x2) / U-NII-2C	
Modes:	802.11a: 6, 9, 12, 18, 24, 36, 48 & 54 Mbps (SISO, MIMO with CDD)	
	802.11n HT20: MCS0 to MCS23 (1 or 2 spatial stream with either SISO or 2 chain MIMO CDD)	
	802.11n HT40: MCS0 to MCS23 (1 or 2 spatial stream with either SISO or 2 chain MIMO CDD)	
	802.11ac VHT20: MCS0 to MCS9 (1 or 2 spatial stream) (SISO, or MIMO with CDD without TxBF)	
	802.11ac VHT40: MCS0 to MCS9 (1 or 2 spatial stream) (SISO, or MIMO with CDD without TxBF)	
	802.11ac VHT80: MCS0 to MCS9 (1 or 2 spatial stream) (SISO, or MIMO with CDD without TxBF)	
	802.11ax HE20: MCS0 to MCS9 (1 or 2 spatial stream) (SISO, or MIMO with CDD without TxBF)	
	802.11ax HE40: MCS0 to MCS9 (1 or 2 spatial stream) (SISO, or MIMO with CDD without TxBF)	
	802.11ax HE80: MCS0 to MCS9 (1 or 2 spatial stream) (SISO, or MIMO with CDD without TxBF)	
	Setting of cores / ports:	WLAN1, WLAN2, WLAN12
Beamforming:	No.	
Frequency Range:	5470 - 5725 MHz	
Operating Channel Bandwidth:	80 MHz	
Transmission Channels:	Channels	Channel Frequency (MHz)
	Low: 106	5530

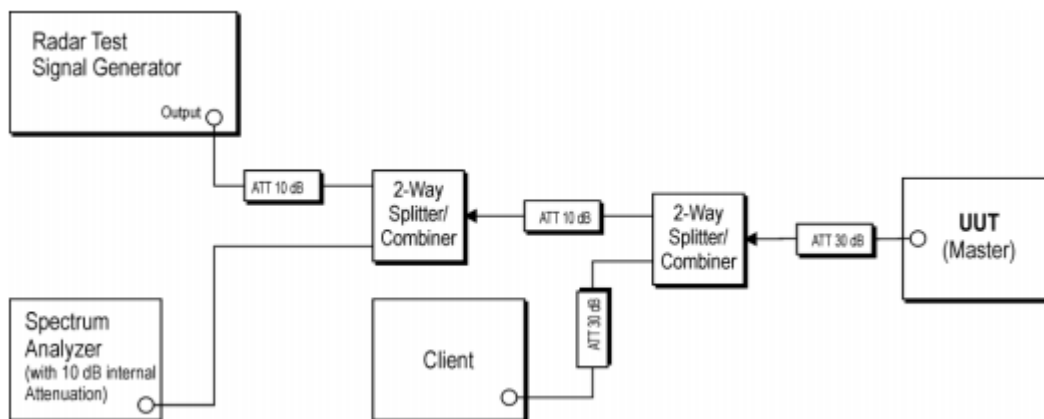
The test set-up was made in accordance to the general provisions of FCC Unlicensed National Information Infrastructure (U-NII) Devices 789033 D02 General U-NII Test Procedures New Rules v02r01 dated Dec 14, 2017 and KDB 905462 D02 UNII DFS Compliance Procedures New Rules v02

The EUT was tested in the following operating mode:

- Normal mode working as access point with radar detection.

CONDUCTED MEASUREMENTS:

The equipment under test was set up in a shielded room and it is connected to the TS8997 using a low loss RF cable. The reading of the spectrum analyser is corrected taking into account the cable loss.



FCC 15.407 (h)(2), KDB 905462 D02 5.2 / RSS-247 6.3.1 DFS Detection Threshold

SPECIFICATION:

* KDB 905462 D02 5.2: Table 3 below provides the DFS Detection Thresholds for Master Devices as well as Client Devices incorporating In-Service Monitoring.

Table 3: DFS Detection Thresholds for Master Devices and Client Devices with Radar Detection

Maximum Transmit Power	Value (See Notes 1, 2, and 3)
EIRP ≥ 200 milliwatt	-64 dBm
EIRP < 200 milliwatt and power spectral density < 10 dBm/MHz	-62 dBm
EIRP < 200 milliwatt that do not meet the power spectral density requirement	-64 dBm
<p>Note 1: This is the level at the input of the receiver assuming a 0 dBi receive antenna. Note 2: Throughout these test procedures an additional 1 dB has been added to the amplitude of the test transmission waveforms to account for variations in measurement equipment. This will ensure that the test signal is at or above the detection threshold level to trigger a DFS response. Note3: EIRP is based on the highest antenna gain. For MIMO devices refer to KDB Publication 662911 D01.</p>	

* RSS-247 6.3.1: Devices shall employ a DFS radar detection mechanism to detect the presence of radar systems and to avoid co-channel operation with radar systems. The device must detect radar signals within its entire emission bandwidth. The minimum DFS radar signal detection threshold is described below in Table 1.

Table 1: DFS Detection threshold for master devices and slave devices with radar detection	
Devices	DFS Threshold
Devices with an e.i.r.p. < 200 mW AND a Power Spectral Density < 10 dBm/MHz	-62 dBm
Devices with 200 mW ≤ e.i.r.p. ≤ 1 W	-64 dBm
<p>Note: The detection threshold power is the received power, averaged over a 1-microsecond reference to a 0 dBi antenna.</p>	

RESULTS:

The required threshold level is -64 dBm due to EIRP power is greater than 200 mW. It is calculated by adding correction factor. This correction factor includes cable loss and connection loss.

Radar Injection Level = -64.0 dBm + 1dB = -63.0 dBm

Note: The above threshold level was used to verify all Waveforms Type 0 to 6.

Measurement uncertainty: 0.01 %

Verdict: PASS

FCC 15.407 (h)(2), KDB 905462 D02 8.2 / RSS-247 6.3 Radar Waveform calibration

SPECIFICATION:

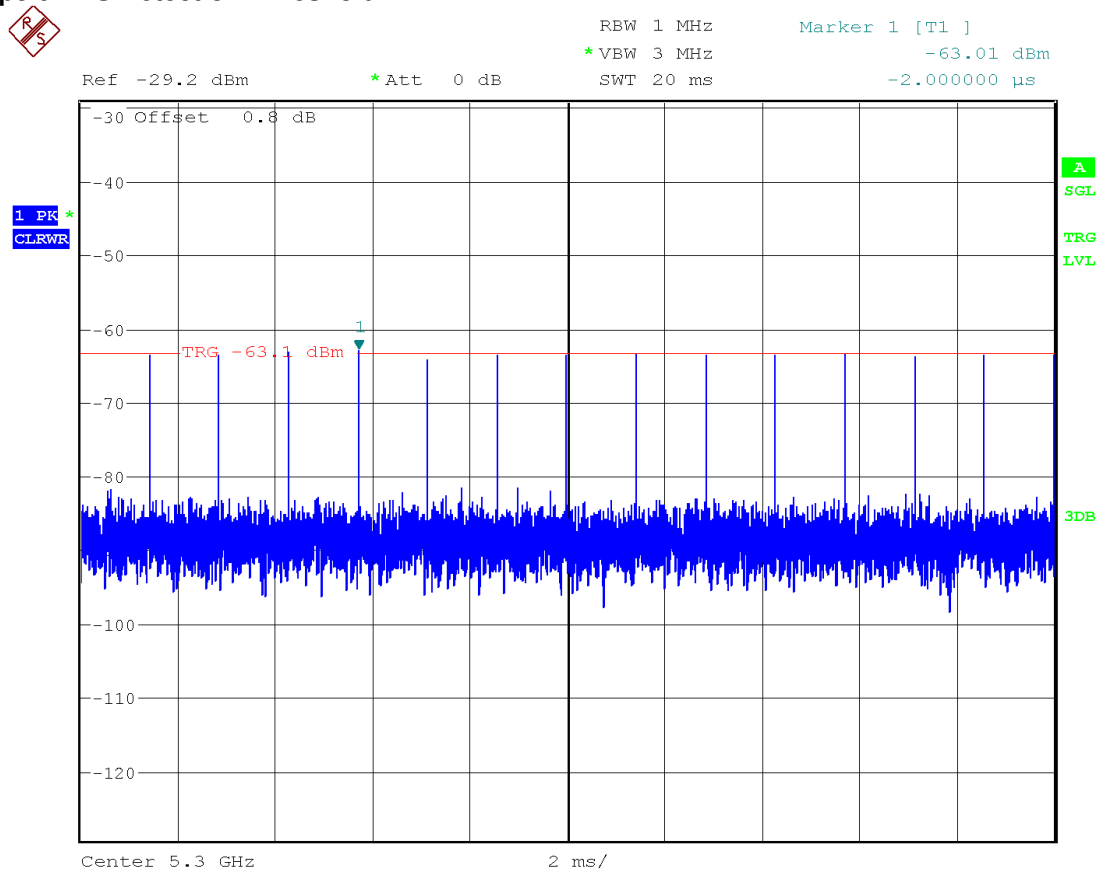
Radar Waveforms type 0, type 1, type 2, type 3, type 4, type 5 and type 6 were compensated for the cable loss as offset on the spectrum analyser.

Radar signals level were calibrated to be less than -63 dBm for EUT DFS Detection Threshold.

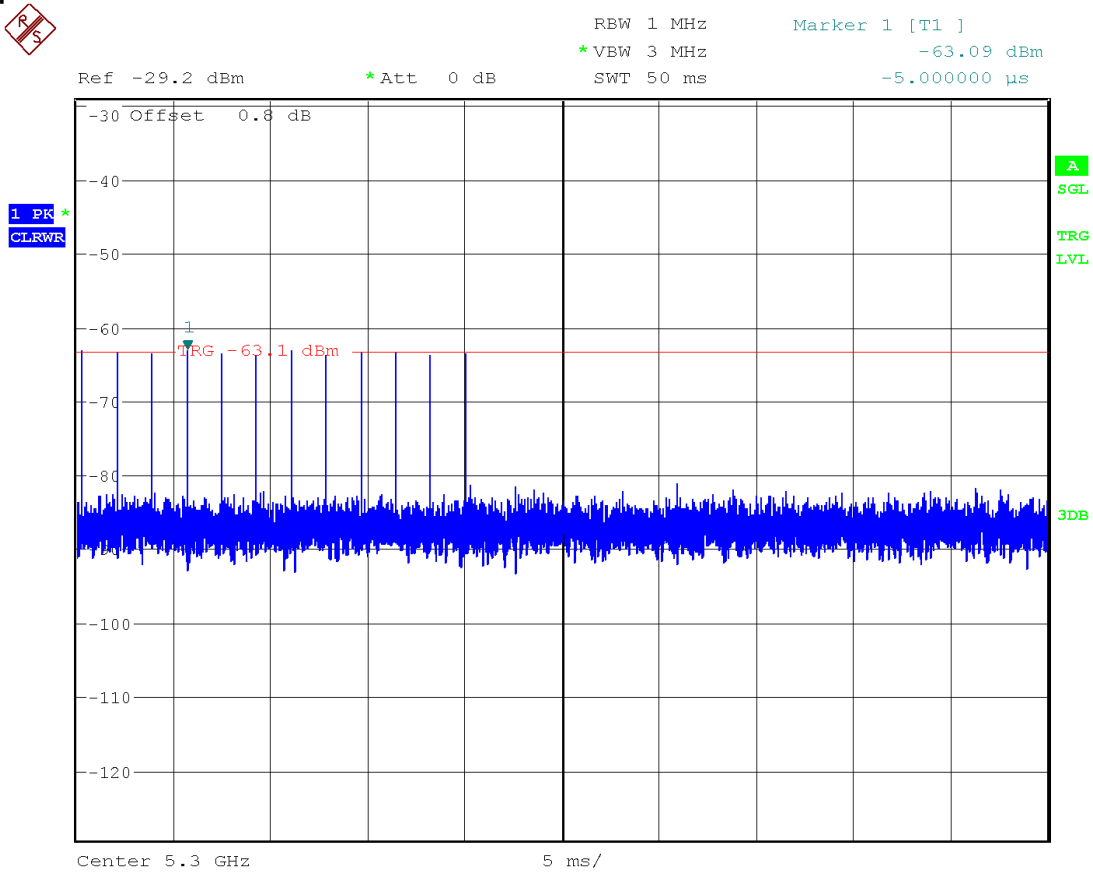
RESULTS:

All Radar Waveforms were verified at the Channel 60 (5300 MHz) using conducted method.

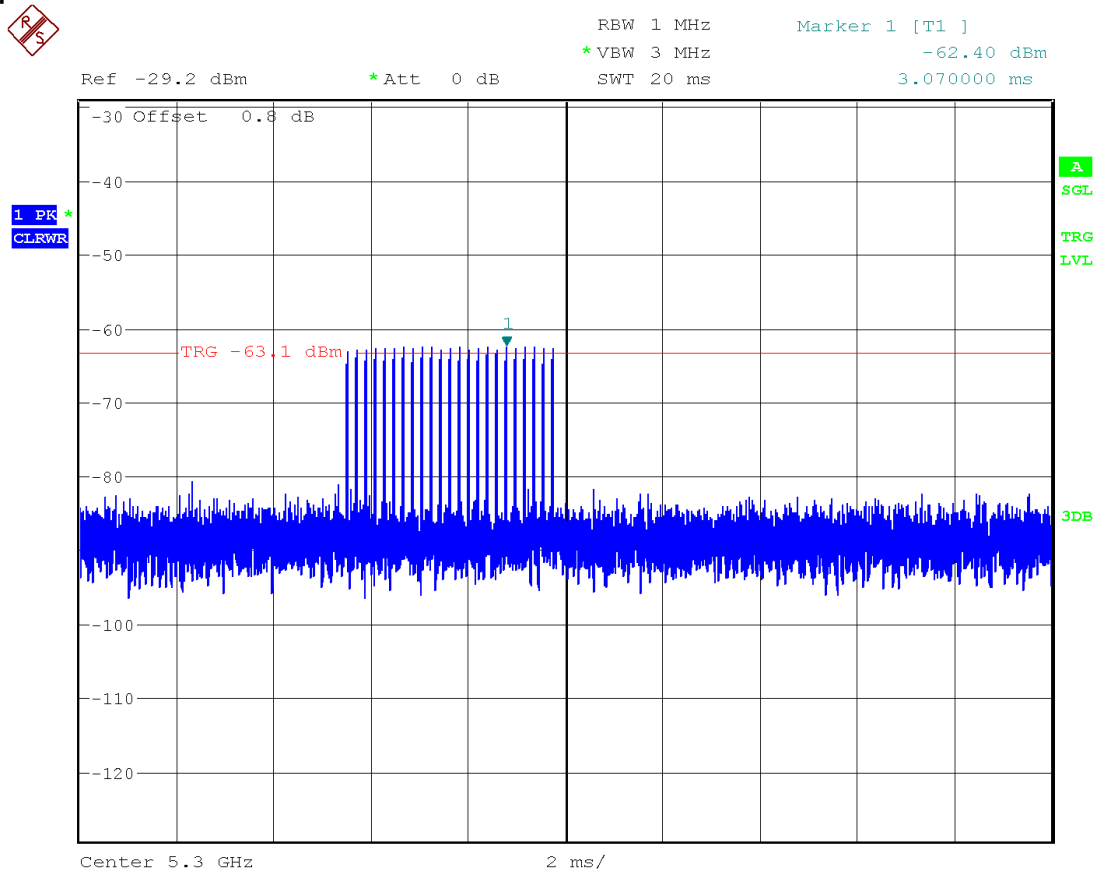
Radar Type 0 DFS Detection Threshold:



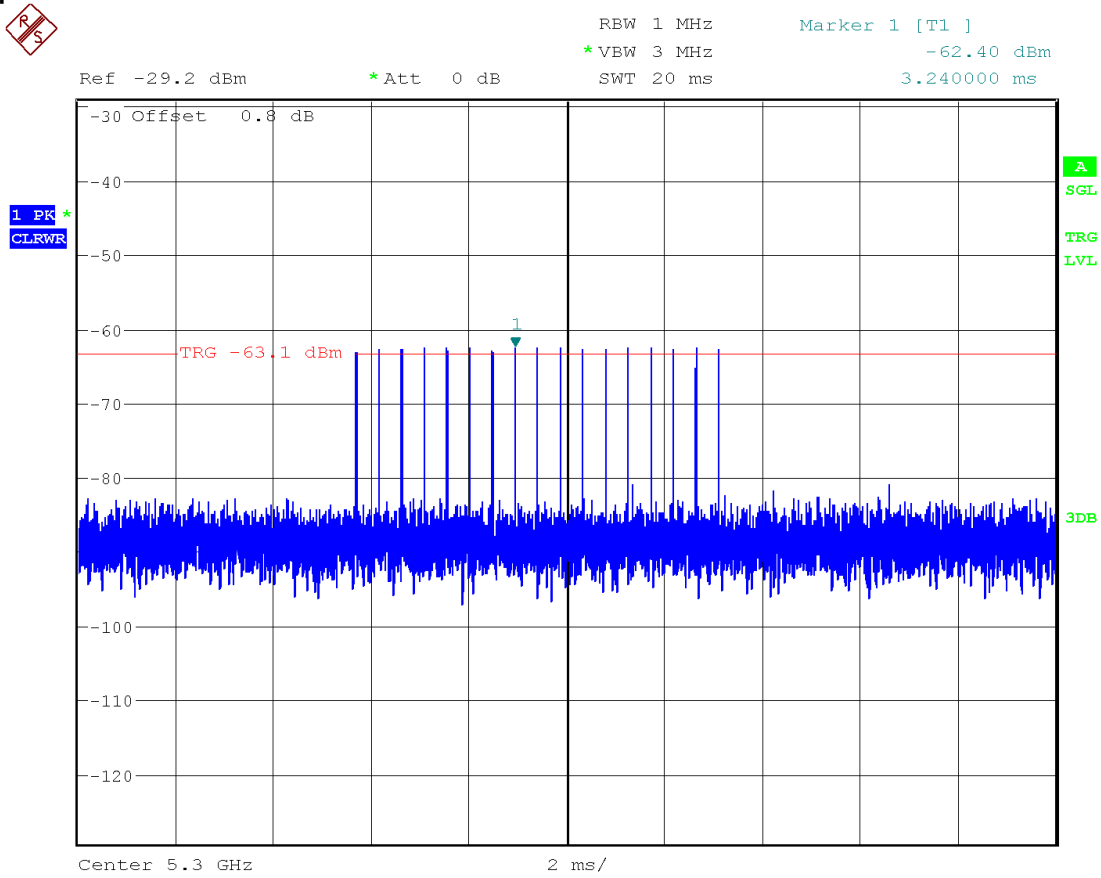
Radar Type 1 DFS Detection Threshold:



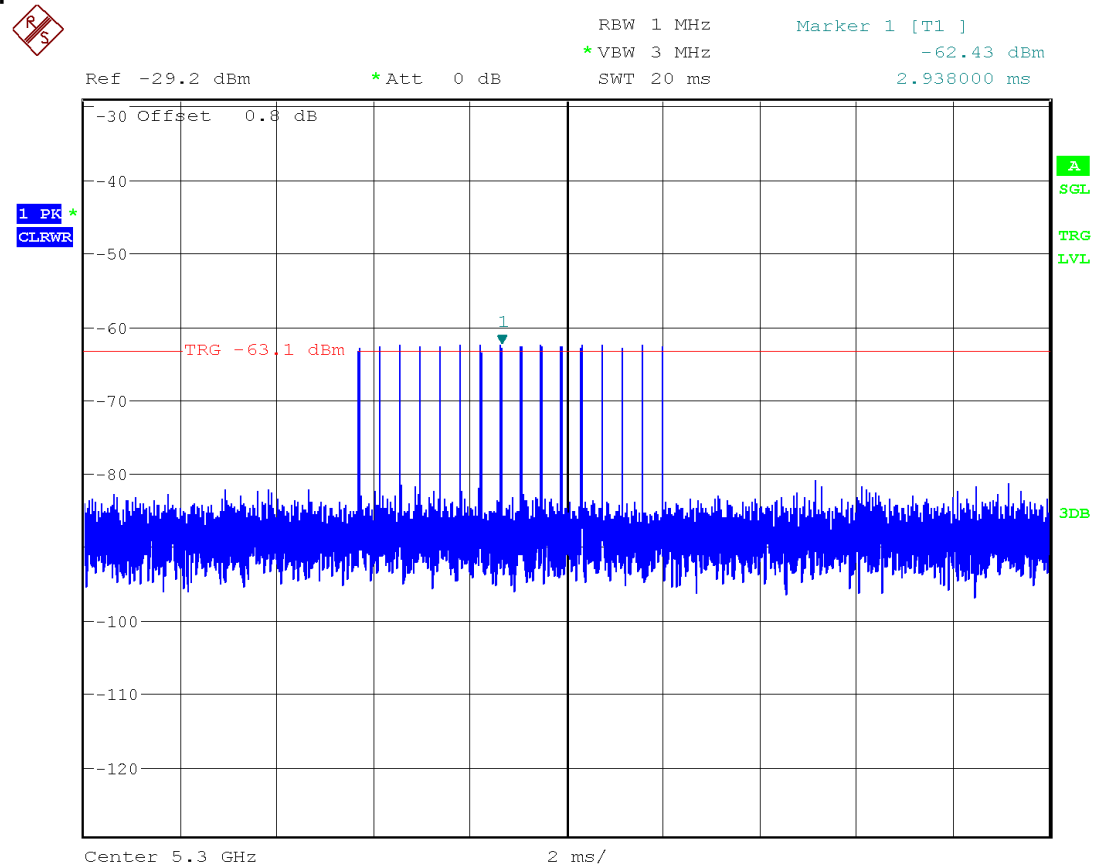
Radar Type 2 DFS Detection Threshold:



Radar Type 3 DFS Detection Threshold:



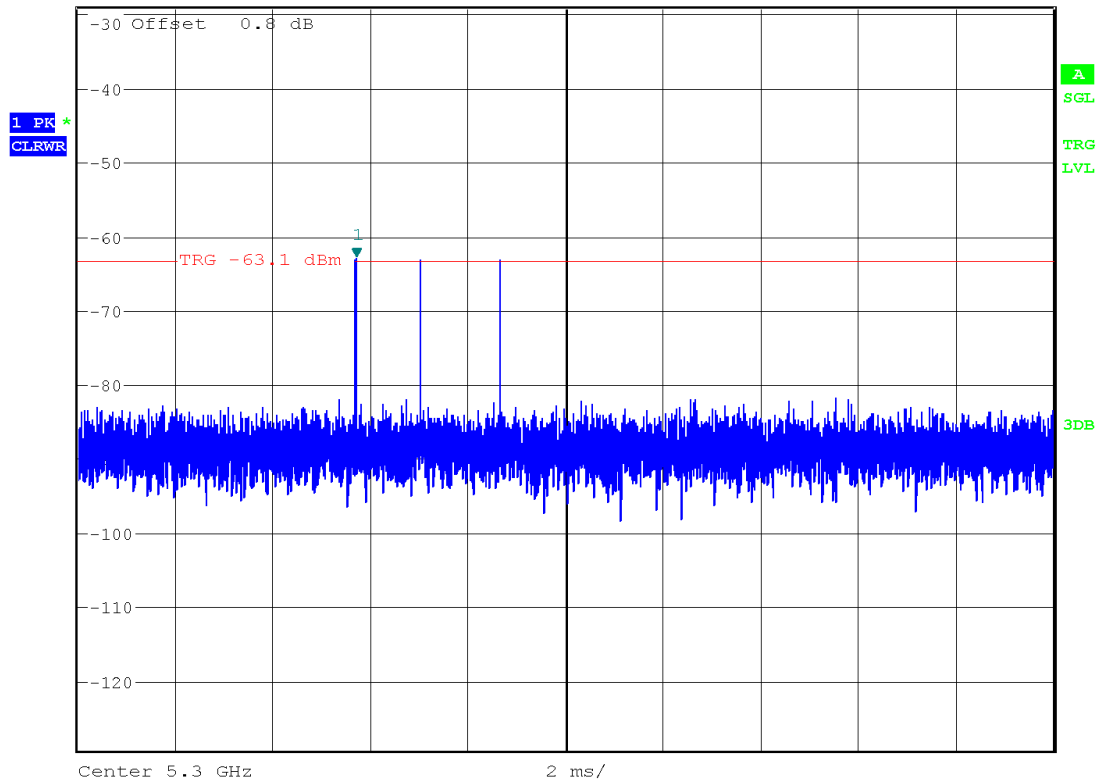
Radar Type 4 DFS Detection Threshold:



Radar Type 5 DFS Detection Threshold:



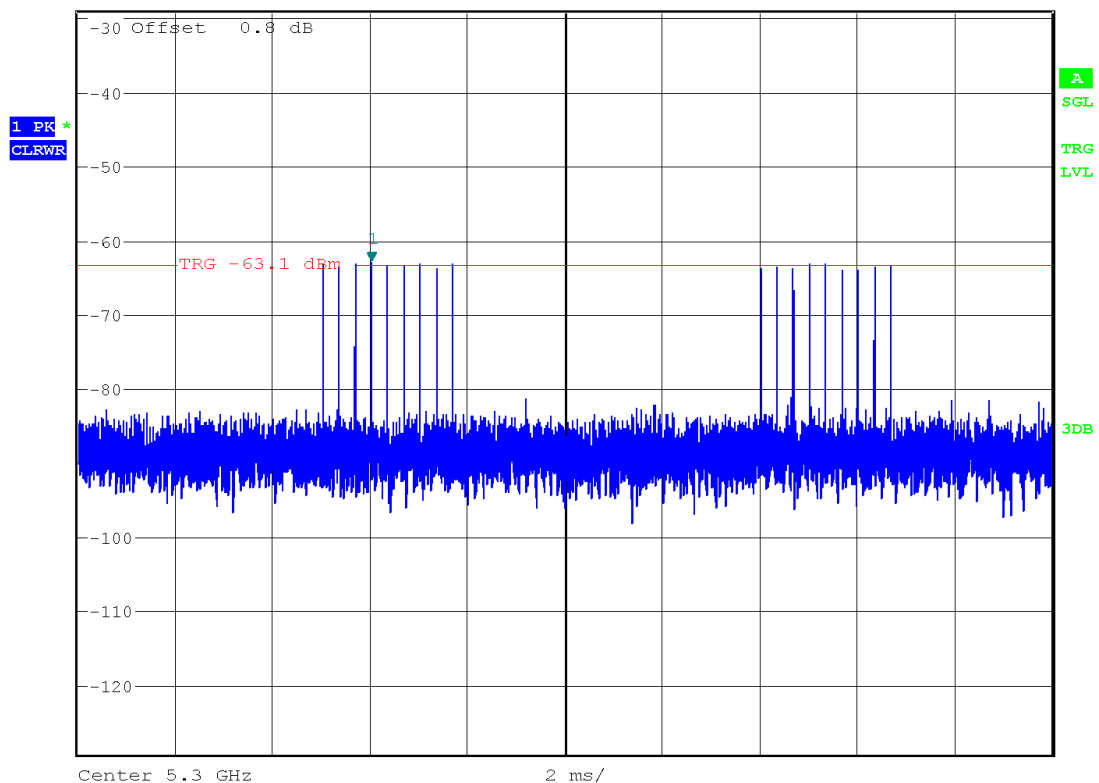
Ref -29.2 dBm *Att 0 dB RBW 1 MHz Marker 1 [T1]
 *VBW 3 MHz -62.95 dBm
 SWT 20 ms -2.000000 µs



Radar Type 6 DFS Detection Threshold:



Ref -29.2 dBm *Att 0 dB RBW 1 MHz Marker 1 [T1]
 *VBW 3 MHz -63.02 dBm
 SWT 20 ms 330.000000 µs



Verdict: PASS

FCC 15.407 (h)(2), KDB 905462 D02 7.7 / RSS-247 6.3 Channel Loading

SPECIFICATION:

* KDB 905462 D02 7.7: A minimum channel loading of approximately 17% or greater. Calculation:

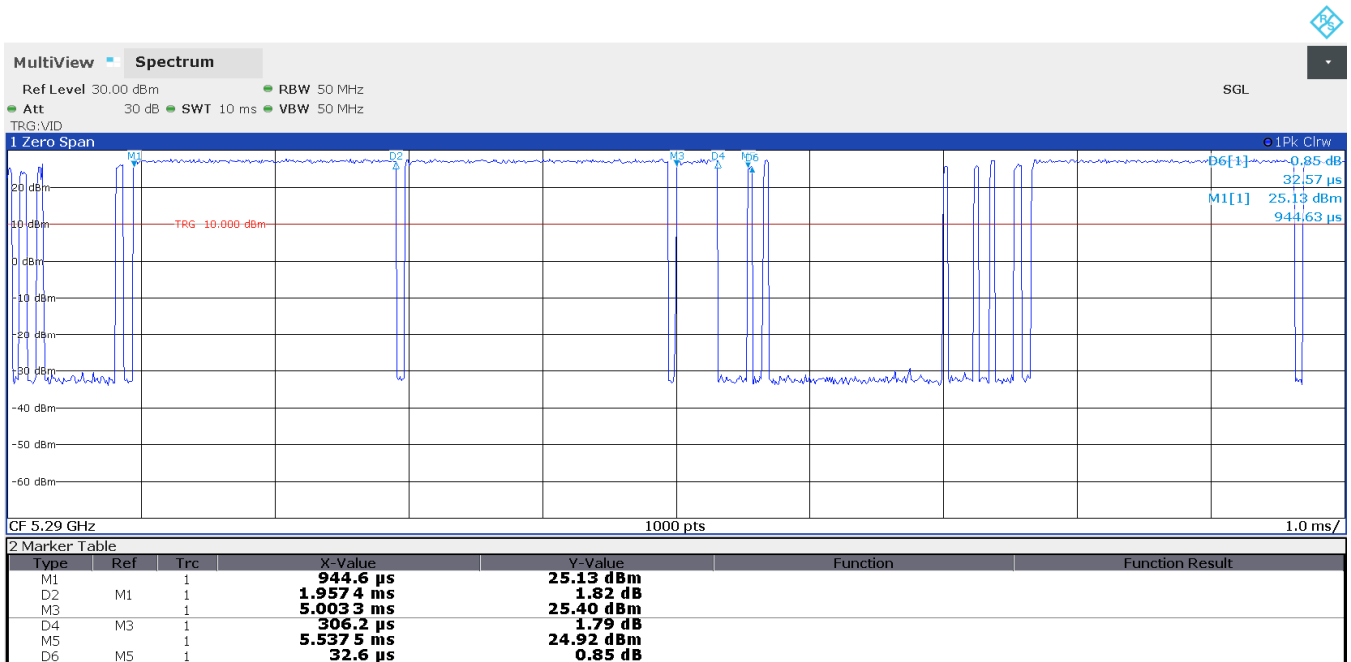
$$\text{Channel Loading} = \text{Time On} / (\text{Time On} + \text{Off Time}).$$

This can be done with any appropriate channel BW and modulation type.

RESULTS:

The operating channel transmitting on 5290 MHz (Channel 58, bandwidth 80 MHz) was chosen.

Transmitting Test:



$$\text{Channel Loading} = (6.803 \text{ ms} / 10 \text{ ms}) * 100\% = 0.6803 * 100\% = 68.03\%$$

Channel Loading: 68.03%

Verdict: PASS

FCC 15.407 (h)(2), KDB 905462 D02 7.8.1 / RSS-247 6.3.1 U-NII Detection Bandwidth

SPECIFICATION:

* KDB 905462 D02 7.8.1: Minimum 100% of the UNII 99% transmission power bandwidth. During the U-NII Detection Bandwidth detection test, radar type 0 should be used. For each frequency step the minimum percentage of detection is 90 percent. Measurements are performed with no data traffic.

The U-NII Detection Bandwidth is calculated as follows:

$$\text{U-NII Detection Bandwidth} = \text{FH} - \text{FL}$$

In the case that the U-NII Detection Bandwidth is greater than or equal to the 99 percent power bandwidth for the measured FH and FL, the test can be truncated and the U-NII Detection Bandwidth can be reported as the measured FH and FL.

RESULTS:

Bandwidth: 20 MHz
Test Channel: Channel 52 (5260 MHz)
DFS Detection Threshold: -64 dBm
Radar Burst Level: -63 dBm (Radar Burst with a level equal to the DFS Detection Threshold + 1dB)
Operation Mode: No data traffic.

DUT Frequency (MHz)	Radar Type No.	Measured Detection Bandwidth (MHz)	99% Transmission power Bandwidth (MHz)
5260.000000	0	18.000000	16.780000

U-NII 99% Transmission power Bandwidth: 16.78 MHz

Check Frequency (MHz)	Detection count	Percentage of Detection	Minimum Limit	Single Measurement Result	Single Measurement Comment
5250.000000	8 of 10	80 %	90%	FAIL	
5251.000000	7 of 10	70 %	90%	FAIL	
5252.000000	9 of 10	90 %	90%	PASS	Lower Limit = FL
5253.000000	10 of 10	100 %	90%	PASS	
5254.000000	9 of 10	90 %	90%	PASS	
5255.000000	10 of 10	100 %	90%	PASS	
5260.000000	9 of 10	90 %	90%	PASS	
5265.000000	9 of 10	90 %	90%	PASS	
5270.000000	9 of 10	90 %	90%	PASS	Upper Limit = FH
5271.000000	0 of 10	0 %	90%	FAIL	
5275.000000	0 of 10	0 %	90%	FAIL	

Measured U-NII Detection Bandwidth = FH - FL= 18 MHz

U-NII Detection Bandwidth: 18 MHz

Measurement Uncertainty $\leq 0.01 \%$

Verdict: PASS

Bandwidth: 40 MHz
 Test Channel: Channel 62 (5310 MHz)
 DFS Detection Threshold: -64 dBm
 Radar Burst Level: -63 dBm (Radar Burst with a level equal to the DFS Detection Threshold + 1dB)
 Operation Mode: No data traffic.

DUT Frequency (MHz)	Radar Type No.	Measured Detection Bandwidth (MHz)	99% Transmission power Bandwidth (MHz)
5310.000000	0	40.000000	36.500000

U-NII 99% Transmission power Bandwidth: 36.5 MHz

Check Frequency (MHz)	Detection count	Percentage of Detection	Minimum Limit	Single Measurement Result	Single Measurement Comment
5285.000000	0 of 10	0 %	90%	FAIL	
5289.000000	0 of 10	0 %	90%	FAIL	
5290.000000	10 of 10	100 %	90%	PASS	Lower Limit = FL
5295.000000	10 of 10	100 %	90%	PASS	
5300.000000	10 of 10	100 %	90%	PASS	
5305.000000	10 of 10	100 %	90%	PASS	
5310.000000	10 of 10	100 %	90%	PASS	
5315.000000	10 of 10	100 %	90%	PASS	
5320.000000	10 of 10	100 %	90%	PASS	
5325.000000	10 of 10	100 %	90%	PASS	
5330.000000	10 of 10	100 %	90%	PASS	Upper Limit = FH
5331.000000	0 of 10	0 %	90%	FAIL	
5335.000000	0 of 10	0 %	90%	FAIL	

Measured U-NII Detection Bandwidth = FH - FL= 40 MHz

U-NII Detection Bandwidth: 40 MHz

Measurement Uncertainty ≤ 0.01 %

Verdict: PASS

Bandwidth: 80 MHz
 Test Channel: Channel 106 (5530 MHz)
 DFS Detection Threshold: -64 dBm
 Radar Burst Level: -63 dBm (Radar Burst with a level equal to the DFS Detection Threshold + 1dB)
 Operation Mode: No data traffic.

DUT Frequency (MHz)	Radar Type No.	Measured Detection Bandwidth (MHz)	99% Transmission power Bandwidth (MHz)
5530.000000	0	80.000000	75.500000

U-NII 99% Transmission power Bandwidth: 75.5 MHz

Check Frequency (MHz)	Detection count	Percentage of Detection	Minimum Limit	Single Measurement Result	Single Measurement Comment
5485.000000	0 of 10	0 %	90%	FAIL	
5489.000000	0 of 10	0 %	90%	FAIL	
5490.000000	10 of 10	100 %	90%	PASS	Lower Limit = FL
5495.000000	10 of 10	100 %	90%	PASS	
5500.000000	10 of 10	100 %	90%	PASS	
5505.000000	10 of 10	100 %	90%	PASS	
5510.000000	10 of 10	100 %	90%	PASS	
5515.000000	10 of 10	100 %	90%	PASS	
5520.000000	10 of 10	100 %	90%	PASS	
5525.000000	10 of 10	100 %	90%	PASS	
5530.000000	10 of 10	100 %	90%	PASS	
5535.000000	10 of 10	100 %	90%	PASS	
5540.000000	10 of 10	100 %	90%	PASS	
5545.000000	10 of 10	100 %	90%	PASS	
5550.000000	10 of 10	100 %	90%	PASS	
5555.000000	10 of 10	100 %	90%	PASS	
5560.000000	10 of 10	100 %	90%	PASS	
5565.000000	10 of 10	100 %	90%	PASS	
5570.000000	10 of 10	100 %	90%	PASS	Upper Limit = FH
5571.000000	0 of 10	0 %	90%	FAIL	
5575.000000	0 of 10	0 %	90%	FAIL	

Measured U-NII Detection Bandwidth = FH - FL= 80 MHz

U-NII Detection Bandwidth: 80 MHz

Measurement Uncertainty \leq 0.01 %

Verdict: PASS

FCC 15.407 (h)(2), KDB 905462 D02 7.8.2 / RSS-247 6.3.2 Performance Requirements Check

SPECIFICATION:

* KDB 905462 D02 7.8.2: One frequency will be chosen from the Operating Channels of the UUT within the 5250-5350 MHz or 5470-5725 MHz bands.

Table 4: DFS Response Requirement Values

Parameter	Value
<i>Non-occupancy period</i>	Minimum 30 minutes
<i>Channel Availability Check Time</i>	60 seconds
<i>Channel Move Time</i>	10 seconds See Note 1.
<i>Channel Closing Transmission Time</i>	200 milliseconds + an aggregate of 60 milliseconds over remaining 10 second period. See Notes 1 and 2.
<i>U-NII Detection Bandwidth</i>	Minimum 100% of the U-NII 99% transmission power bandwidth. See Note 3.
<p>Note 1: <i>Channel Move Time</i> and the <i>Channel Closing Transmission Time</i> should be performed with Radar Type 0. The measurement timing begins at the end of the Radar Type 0 burst.</p> <p>Note 2: The <i>Channel Closing Transmission Time</i> is comprised of 200 milliseconds starting at the beginning of the <i>Channel Move Time</i> plus any additional intermittent control signals required to facilitate a <i>Channel</i> move (an aggregate of 60 milliseconds) during the remainder of the 10 second period. The aggregate duration of control signals will not count quiet periods in between transmissions.</p> <p>Note 3: During the <i>U-NII Detection Bandwidth</i> detection test, radar type 0 should be used. For each frequency step the minimum percentage of detection is 90 percent. Measurements are performed with no data traffic.</p>	

RESULTS:

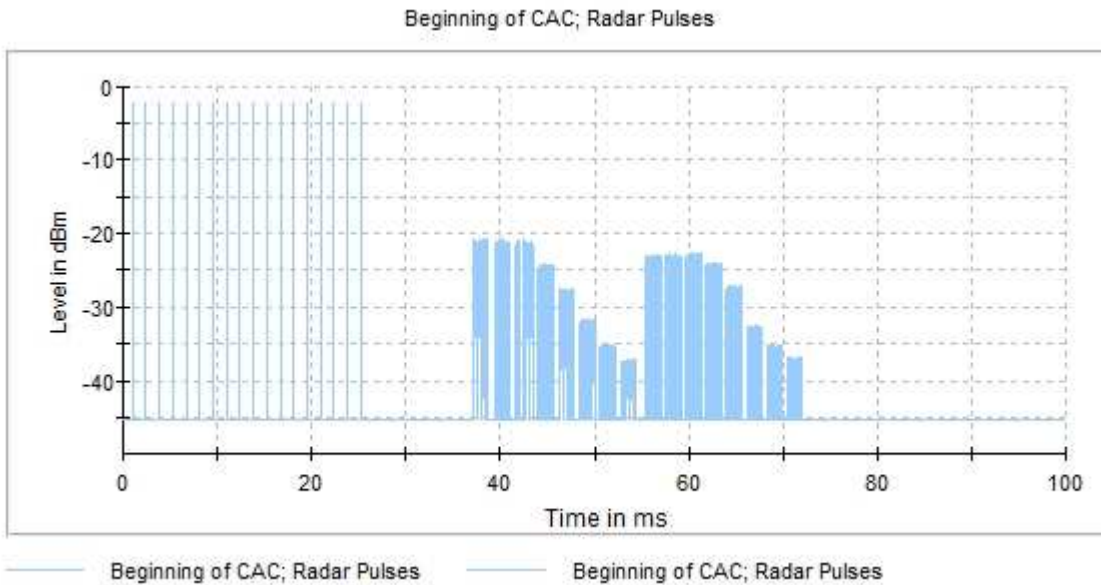
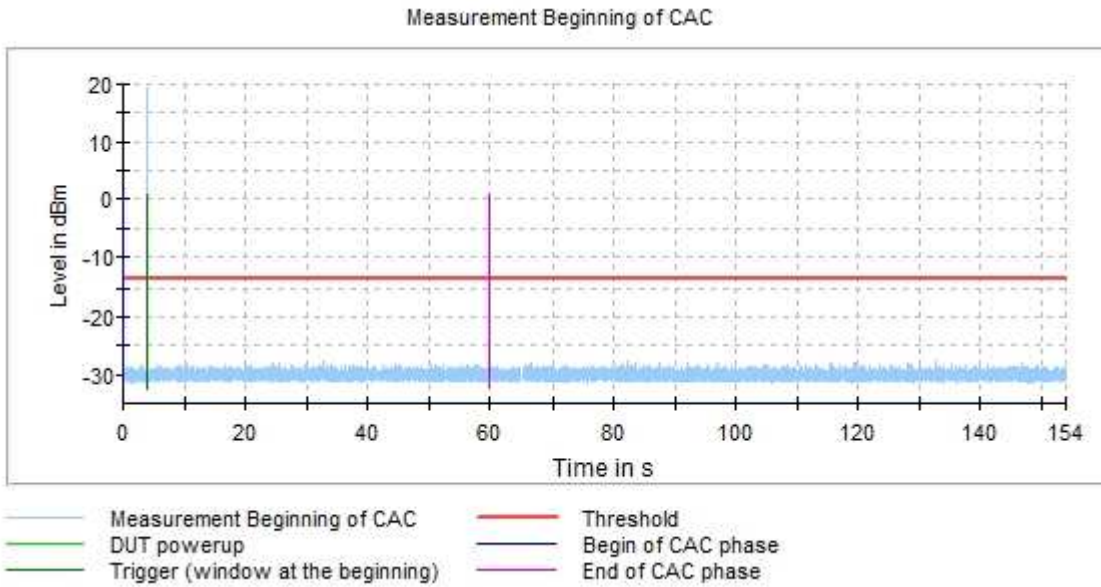
Bandwidth: 20 MHz
 Test Channel: Channel 52 (5260 MHz)
 Radar Type: 0.
 DFS Detection Threshold: -64 dBm
 Radar Burst Level: -63 dBm (Radar Burst with a level equal to the DFS Detection Threshold + 1dB)
 Operation Mode: No data traffic.

DUT Frequency (MHz)	Radar Type No.	CAC Type	Configured Startup time (s)	Kind of Measurement	Time of Tx Start (s)	Limit (s)
5260.000000	0	Begin of CAC Phase	60.000	Before Radar Injection	0.000	0.00
5260.000000	0	Begin of CAC Phase	60.000	After Radar Injection	>150.0	>150.0
5260.000000	0	End of CAC Phase	60.000	Before Radar Injection	0.000	0.00
5260.000000	0	End of CAC Phase	60.000	After Radar Injection	>150.0	>150.0

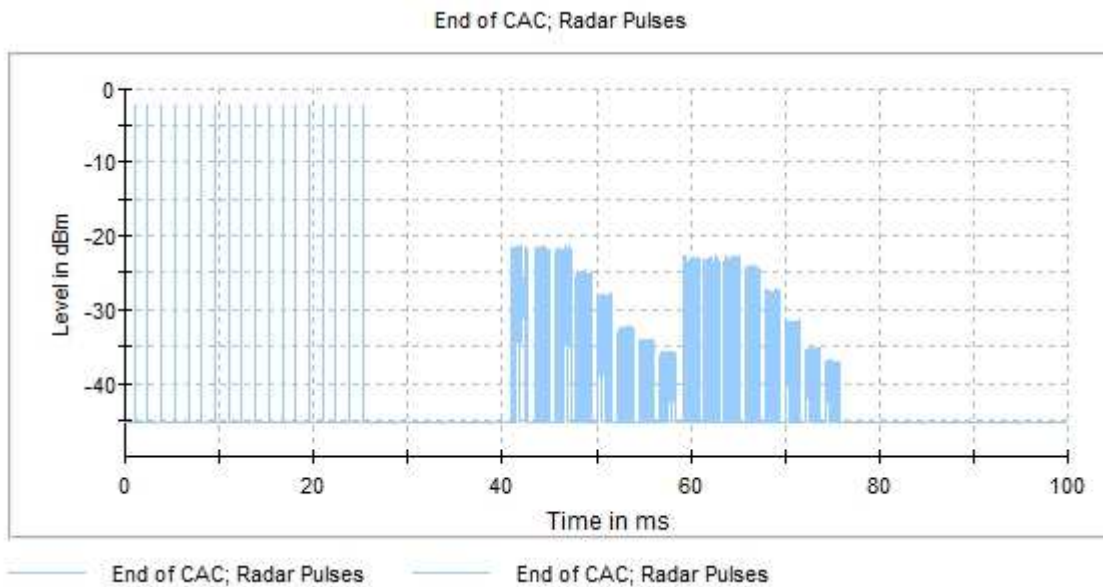
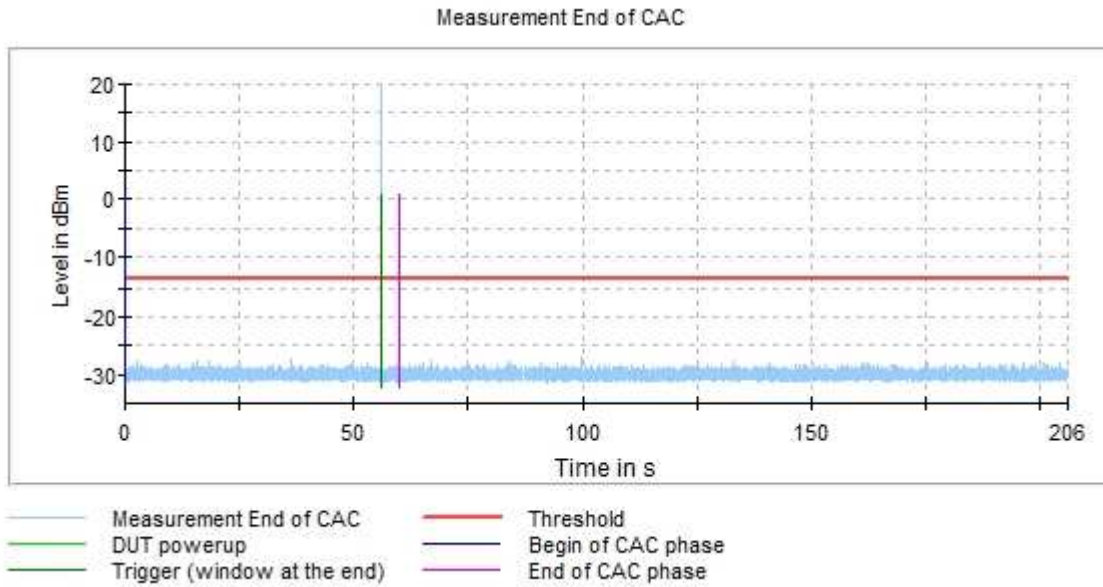
Measurement uncertainty ≤ 0.01 %

Verdict: PASS

Begin of CAC Phase:



End of CAC Phase:



FCC 15.407 (h)(2), KDB 905462 D02 7.8.3 / RSS-247 6.3.2 In-Service Monitoring

SPECIFICATION:

* KDB 905462 D02 7.8.3: The following DFS parameters are verified during In-Service Monitoring:

- Channel Closing Transmission Time.
- Channel Move Time.
- Non-Occupancy Period.

One frequency will be chosen from the Operating Channels of the UUT within the 5250-5350 MHz or 5470-5725 MHz bands.

Table 4: DFS Response Requirement Values

Parameter	Value
<i>Non-occupancy period</i>	Minimum 30 minutes
<i>Channel Availability Check Time</i>	60 seconds
<i>Channel Move Time</i>	10 seconds See Note 1.
<i>Channel Closing Transmission Time</i>	200 milliseconds + an aggregate of 60 milliseconds over remaining 10 second period. See Notes 1 and 2.
<i>U-NII Detection Bandwidth</i>	Minimum 100% of the U-NII 99% transmission power bandwidth. See Note 3.
<p>Note 1: <i>Channel Move Time</i> and the <i>Channel Closing Transmission Time</i> should be performed with Radar Type 0. The measurement timing begins at the end of the Radar Type 0 burst.</p> <p>Note 2: The <i>Channel Closing Transmission Time</i> is comprised of 200 milliseconds starting at the beginning of the <i>Channel Move Time</i> plus any additional intermittent control signals required to facilitate a <i>Channel</i> move (an aggregate of 60 milliseconds) during the remainder of the 10 second period. The aggregate duration of control signals will not count quiet periods in between transmissions.</p> <p>Note 3: During the <i>U-NII Detection Bandwidth</i> detection test, radar type 0 should be used. For each frequency step the minimum percentage of detection is 90 percent. Measurements are performed with no data traffic.</p>	

RESULTS:

Bandwidth: 80 MHz
 Test Channel: Channel 58 (5290 MHz)
 Radar Type: 0.
 DFS Detection Threshold: -64 dBm
 Radar Burst Level: -63 dBm (Radar Burst with a level equal to the DFS Detection Threshold + 1dB)
 Operation Mode: Data transfer continuously with lperf UDP protocol.

Channel Closing Transmission Time:

DUT Frequency (MHz)	Radar Type No.	CCTT Type of Value	CCTT No. of Pulses found	CCTT Tx Time (ms)	CCTT Tx Time Limit (ms)
5290.000000	0	first 200 ms	2	0.692	200.000
5290.000000	0	remaining 10.0 second(s) period	3	1.036	60.000

Channel Move Time:

DUT Frequency (MHz)	Radar Type No.	CMT Tx Time (s)	CMT Limit (s)
5290.000000	0	0.426	10.000

Non-Occupancy Period:

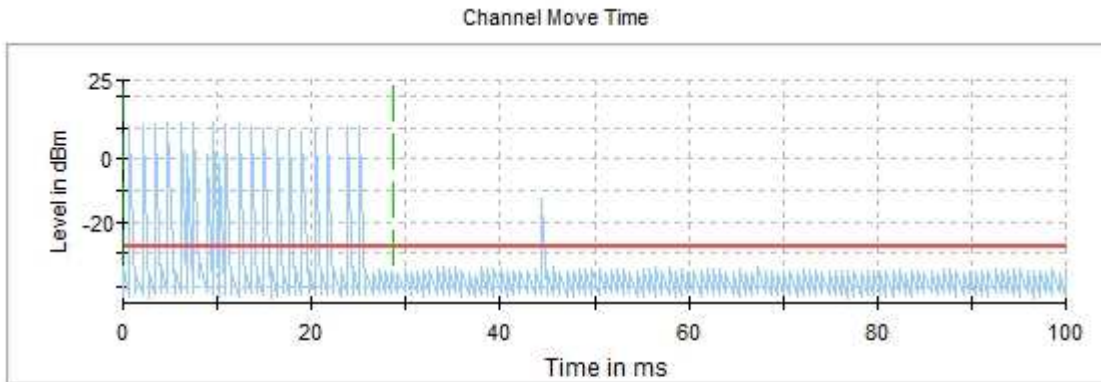
DUT Frequency (MHz)	Radar Type No.	NOP No. of Pulses found	NOP No. of Pulses Limit	NOP Tx Time (s)	NOP Tx Time Limit (s)
5290.000000	0	0	0	0.000	0.000

Transmitting Test:

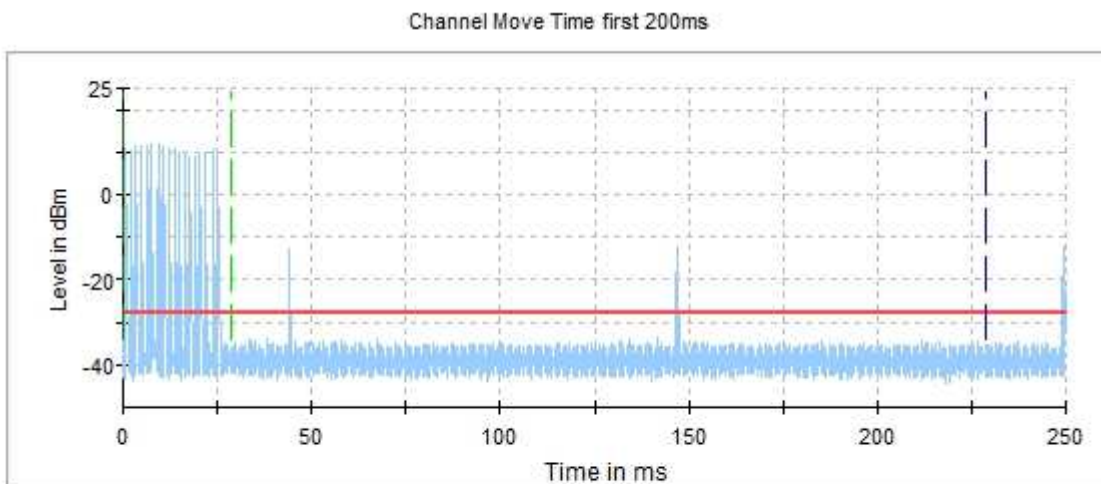
DUT Frequency (MHz)	Tx-Test Tx OnTime (µs)	Tx-Test Tx OnTime Limit	Tx-Test No. of Pulses found
5290.000000	4403.333	>0.000 s	24

Verdict: PASS

Channel MoveTime:

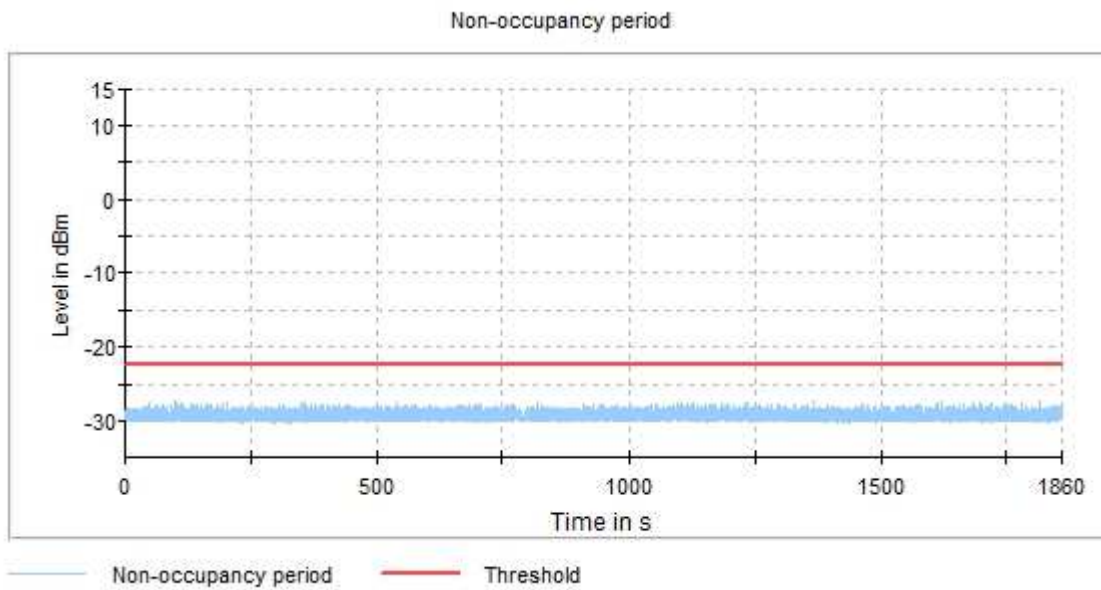


- Channel Move Time
- Threshold
- Start of Radar
- Trigger at end of Radar
- First 200ms of Channel Closing Tx Time
- 10sec Channel Move Time Limit
- Last measured edge of Channel Closing Tx Time



- Channel Move Time first 200ms
- Threshold
- Start of Radar
- Trigger at end of Radar
- First 200ms of Channel Closing Tx Time

Non-Occupancy Period:



FCC 15.407 (h)(2), KDB 905462 D02 7.8.4 / RSS-247 6.3.2 Statistical Performance Check

SPECIFICATION:

* KDB 905462 D02 7.8.4: The minimum percentage of successful detection requirements and the Aggregate of Short Pulse Radar Types 1-4 percentage as shown in the Tables 5-7.

One frequency will be chosen from the Operating Channels of the UUT within the 5250-5350 MHz or 5470-5725 MHz bands.

Table 5 – Short Pulse Radar Test Waveforms

Radars Type	Pulse Width (µsec)	PRI (µsec)	Number of Pulses	Minimum Percentage of Successful Detection	Minimum Number of Trials
0	1	1428	18	See Note 1	See Note 1
1	1	Test A: 15 unique PRI values randomly selected from the list of 23 PRI values in Table 5a	Roundup $\left\{ \begin{matrix} \left(\frac{1}{360} \right) \cdot \\ \left(\frac{19 \cdot 10^6}{PRI_{\mu sec}} \right) \end{matrix} \right\}$	60%	30
		Test B: 15 unique PRI values randomly selected within the range of 518-3066 µsec, with a minimum increment of 1 µsec, excluding PRI values selected in Test A			
2	1-5	150-230	23-29	60%	30
3	6-10	200-500	16-18	60%	30
4	11-20	200-500	12-16	60%	30
Aggregate (Radars Types 1-4)				80%	120
Note 1: Short Pulse Radar Type 0 should be used for the detection bandwidth test, channel move time, and channel closing time tests.					

Table 6 – Long Pulse Radar Test Waveform

Radars Type	Pulse Width (µsec)	Chirp Width (MHz)	PRI (µsec)	Number of Pulses per Burst	Number of Bursts	Minimum Percentage of Successful Detection	Minimum Number of Trials
5	50-100	5-20	1000-2000	1-3	8-20	80%	30

Table 7 – Frequency Hopping Radar Test Waveform

Radars Type	Pulse Width (µsec)	PRI (µsec)	Pulses per Hop	Hopping Rate (kHz)	Hopping Sequence Length (msec)	Minimum Percentage of Successful Detection	Minimum Number of Trials
6	1	333	9	0.333	300	70%	30

RESULTS:

The Aggregate minimum percentage of successful detection across all Short Pulse Radar Types 1-4 is required and is calculated as follows:

$$\frac{P_d1 + P_d2 + P_d3 + P_d4}{4}$$

Bandwidth: 20 MHz
 Test Channel: Channel 52 (5260 MHz)
 Radar Type: 1 to 6.
 DFS Detection Threshold: -64 dBm
 Radar Burst Level: -63 dBm (Radar Burst with a level equal to the DFS Detection Threshold + 1dB)
 Operation Mode: Data transfer continuously with lperf UDP protocol.

DUT Frequency (MHz)	Radar Type No.	Detection count	Percentage of Detection Px	Detection Limit
5260.000000	1	30 of 30	100.0%	60.0 %
5260.000000	2	30 of 30	100.0%	60.0 %
5260.000000	3	30 of 30	100.0%	60.0 %
5260.000000	4	30 of 30	100.0%	60.0 %
5260.000000	Aggregate (Radar Type 1 to 4)	-	0.00%	80.0 %
5260.000000	5	30 of 30	100.0%	80.0 %
5260.000000	6	30 of 30	100.0%	70.0 %

Measurement Uncertainty ≤ 0.01 %

Verdict: PASS

Detailed Results for Radar Type 1:

Trial Number	Random Trial used	Pulse Width (µs)	PRI (µs)	No. of Pulses	Pulses Detected
1	4	1.000	578.000	92	Yes
2	46	1.000	2669.000	20	Yes
3	22	1.000	938.000	57	Yes
4	37	1.000	1791.000	30	Yes
5	14	1.000	778.000	68	Yes
6	42	1.000	2279.000	24	Yes
7	24	1.000	522.000	102	Yes
8	48	1.000	2864.000	19	Yes
9	8	1.000	658.000	81	Yes
10	23	1.000	3066.000	18	Yes
11	26	1.000	717.000	74	Yes
12	13	1.000	758.000	70	Yes
13	16	1.000	818.000	65	Yes
14	5	1.000	598.000	89	Yes
15	29	1.000	1010.000	53	Yes
16	36	1.000	1693.000	32	Yes
17	45	1.000	2572.000	21	Yes
18	38	1.000	1888.000	28	Yes
19	15	1.000	798.000	67	Yes
20	7	1.000	638.000	83	Yes
21	27	1.000	815.000	65	Yes
22	1	1.000	518.000	102	Yes
23	21	1.000	918.000	58	Yes
24	19	1.000	878.000	61	Yes
25	28	1.000	912.000	58	Yes
26	25	1.000	620.000	86	Yes
27	40	1.000	2084.000	26	Yes
28	18	1.000	858.000	62	Yes
29	17	1.000	838.000	63	Yes
30	44	1.000	2474.000	22	Yes

Detailed Results for Radar Type 2:

Trial Number	Random Trial used	Pulse Width (µs)	PRI (µs)	No. of Pulses	Pulses Detected
1	43	4.100	153.000	24	Yes
2	13	2.200	193.000	24	Yes
3	12	3.100	182.000	28	Yes
4	14	4.800	175.000	24	Yes
5	50	4.100	158.000	25	Yes
6	17	4.500	213.000	23	Yes
7	49	1.800	159.000	25	Yes
8	15	2.200	180.000	29	Yes
9	4	4.700	200.000	23	Yes
10	38	2.000	180.000	25	Yes
11	44	3.500	167.000	29	Yes
12	28	1.700	216.000	27	Yes
13	48	4.200	227.000	24	Yes
14	5	3.500	226.000	26	Yes
15	2	4.500	191.000	23	Yes
16	19	2.000	200.000	25	Yes
17	31	4.000	154.000	28	Yes
18	25	4.400	202.000	24	Yes
19	23	3.800	187.000	28	Yes
20	21	3.600	193.000	28	Yes
21	40	3.600	230.000	27	Yes
22	11	1.700	224.000	23	Yes
23	36	3.200	200.000	28	Yes
24	32	3.700	222.000	26	Yes
25	35	1.200	206.000	24	Yes
26	6	3.700	161.000	26	Yes
27	37	3.400	191.000	24	Yes
28	34	2.200	197.000	28	Yes
29	24	4.400	188.000	27	Yes
30	46	3.000	191.000	28	Yes

Detailed Results for Radar Type 3

Trial Number	Random Trial used	Pulse Width (µs)	PRI (µs)	No. of Pulses	Pulses Detected
1	33	9.000	430.000	18	Yes
2	8	7.000	358.000	17	Yes
3	25	9.600	458.000	17	Yes
4	48	9.000	448.000	18	Yes
5	15	8.100	436.000	17	Yes
6	6	7.500	429.000	17	Yes
7	42	8.600	493.000	17	Yes
8	11	9.000	500.000	16	Yes
9	46	8.500	349.000	17	Yes
10	5	8.200	464.000	18	Yes
11	14	6.600	455.000	16	Yes
12	12	8.000	463.000	17	Yes
13	37	7.500	217.000	17	Yes
14	20	8.200	272.000	18	Yes
15	49	6.500	288.000	18	Yes
16	4	8.300	462.000	17	Yes
17	23	9.700	256.000	16	Yes
18	2	7.500	211.000	17	Yes
19	18	6.200	263.000	18	Yes
20	7	6.500	466.000	17	Yes
21	41	7.700	467.000	16	Yes
22	29	9.900	446.000	17	Yes
23	22	6.500	433.000	17	Yes
24	43	6.700	398.000	17	Yes
25	39	7.200	358.000	18	Yes
26	27	6.600	301.000	17	Yes
27	31	8.800	487.000	17	Yes
28	10	9.800	206.000	17	Yes
29	30	8.400	309.000	17	Yes
30	26	9.200	497.000	17	Yes

Detailed Results for Radar Type 4:

Trial Number	Random Trial used	Pulse Width (µs)	PRI (µs)	No. of Pulses	Pulses Detected
1	21	11.700	483.000	16	Yes
2	47	17.700	416.000	12	Yes
3	22	17.800	420.000	13	Yes
4	12	16.000	461.000	13	Yes
5	44	17.900	458.000	14	Yes
6	34	17.300	366.000	14	Yes
7	38	15.500	451.000	15	Yes
8	6	18.500	499.000	13	Yes
9	16	19.900	366.000	14	Yes
10	26	18.900	299.000	16	Yes
11	24	18.100	397.000	14	Yes
12	7	18.600	236.000	12	Yes
13	49	11.100	396.000	13	Yes
14	42	18.500	208.000	14	Yes
15	18	15.600	420.000	15	Yes
16	15	14.700	324.000	13	Yes
17	32	12.600	293.000	15	Yes
18	2	19.900	428.000	12	Yes
19	31	14.400	266.000	14	Yes
20	37	18.100	200.000	15	Yes
21	25	16.600	282.000	16	Yes
22	36	12.500	413.000	14	Yes
23	3	13.600	398.000	15	Yes
24	19	15.700	403.000	16	Yes
25	11	14.900	223.000	12	Yes
26	28	13.000	309.000	14	Yes
27	45	16.700	419.000	16	Yes
28	50	14.400	286.000	12	Yes
29	14	16.600	212.000	16	Yes
30	1	15.900	410.000	13	Yes

Detailed Results for Radar Type 5:

Trial Number	Random Trial used	Pulses Detected	Comment
1	35	Yes	For detailed burst data see separate table Type5_Trial1
2	44	Yes	For detailed burst data see separate table Type5_Trial2
3	28	Yes	For detailed burst data see separate table Type5_Trial3
4	29	Yes	For detailed burst data see separate table Type5_Trial4
5	22	Yes	For detailed burst data see separate table Type5_Trial5
6	31	Yes	For detailed burst data see separate table Type5_Trial6
7	48	Yes	For detailed burst data see separate table Type5_Trial7
8	38	Yes	For detailed burst data see separate table Type5_Trial8
9	2	Yes	For detailed burst data see separate table Type5_Trial9
10	25	Yes	For detailed burst data see separate table Type5_Trial10
11	14	Yes	For detailed burst data see separate table Type5_Trial11
12	50	Yes	For detailed burst data see separate table Type5_Trial12
13	19	Yes	For detailed burst data see separate table Type5_Trial13
14	49	Yes	For detailed burst data see separate table Type5_Trial14
15	24	Yes	For detailed burst data see separate table Type5_Trial15
16	3	Yes	For detailed burst data see separate table Type5_Trial16
17	13	Yes	For detailed burst data see separate table Type5_Trial17
18	39	Yes	For detailed burst data see separate table Type5_Trial18
19	20	Yes	For detailed burst data see separate table Type5_Trial19
20	7	Yes	For detailed burst data see separate table Type5_Trial20
21	18	Yes	For detailed burst data see separate table Type5_Trial21
22	8	Yes	For detailed burst data see separate table Type5_Trial22
23	1	Yes	For detailed burst data see separate table Type5_Trial23
24	46	Yes	For detailed burst data see separate table Type5_Trial24
25	45	Yes	For detailed burst data see separate table Type5_Trial25
26	15	Yes	For detailed burst data see separate table Type5_Trial26
27	33	Yes	For detailed burst data see separate table Type5_Trial27
28	5	Yes	For detailed burst data see separate table Type5_Trial28
29	6	Yes	For detailed burst data see separate table Type5_Trial29
30	16	Yes	For detailed burst data see separate table Type5_Trial30

Detailed Results for Radar Type 5_Trial 1

Burst	No. of Pulses	Pulse Width (µs)	Chirp Width (MHz)	Pulse 1-to-2 Spacing (µs)	Pulse 2-to-3 Spacing (µs)	Starting Location Within Interval (µs)
1	2	52.100	18.000000	1215.000	---	17.000
2	3	99.800	18.000000	1736.000	1673.000	148.000
3	2	53.200	18.000000	1233.000	---	12.000
4	1	87.200	18.000000	---	---	540.000
5	2	75.200	18.000000	975.000	---	618.000
6	3	63.600	18.000000	1614.000	1448.000	732.000
7	2	61.200	18.000000	1118.000	---	137.000
8	2	86.400	18.000000	1014.000	---	331.000
9	2	79.400	18.000000	1910.000	---	737.000
10	2	84.300	18.000000	1126.000	---	48.000
11	2	81.500	18.000000	1345.000	---	288.000
12	3	81.300	18.000000	1810.000	952.000	529.000
13	2	94.900	18.000000	1306.000	---	612.000
14	3	69.600	18.000000	1632.000	1730.000	692.000
15	3	73.300	18.000000	1015.000	1552.000	317.000
16	3	93.100	18.000000	1179.000	1533.000	7.000

Detailed Results for Radar Type 5_Trial 2

Burst	No. of Pulses	Pulse Width (µs)	Chirp Width (MHz)	Pulse 1-to-2 Spacing (µs)	Pulse 2-to-3 Spacing (µs)	Starting Location Within Interval (µs)
1	3	75.600	14.000000	1717.000	1819.000	814.000
2	2	87.500	14.000000	1850.000	---	108.000
3	1	69.100	14.000000	---	---	310.000
4	2	55.800	14.000000	972.000	---	0.000
5	1	90.600	14.000000	---	---	277.000
6	2	87.800	14.000000	1808.000	---	20.000
7	1	74.000	14.000000	---	---	35.000
8	3	94.800	14.000000	1120.000	938.000	554.000
9	2	57.200	14.000000	1619.000	---	141.000
10	1	56.000	14.000000	---	---	595.000
11	2	99.500	14.000000	1143.000	---	262.000
12	2	66.500	14.000000	1675.000	---	557.000

Detailed Results for Radar Type 5_Trial 3

Burst	No. of Pulses	Pulse Width (µs)	Chirp Width (MHz)	Pulse 1-to-2 Spacing (µs)	Pulse 2-to-3 Spacing (µs)	Starting Location Within Interval (µs)
1	2	97.500	12.000000	1544.000	---	99.000
2	2	65.600	12.000000	1375.000	---	550.000
3	1	68.300	12.000000	---	---	550.000
4	3	50.300	12.000000	1878.000	1651.000	1131.000
5	3	51.700	12.000000	975.000	1518.000	102.000
6	3	57.200	12.000000	1700.000	1447.000	1041.000
7	2	98.400	12.000000	1637.000	---	130.000
8	3	58.900	12.000000	1602.000	1161.000	38.000
9	2	60.100	12.000000	984.000	---	333.000

Detailed Results for Radar Type 5_Trial 4

Burst	No. of Pulses	Pulse Width (µs)	Chirp Width (MHz)	Pulse 1-to-2 Spacing (µs)	Pulse 2-to-3 Spacing (µs)	Starting Location Within Interval (µs)
1	2	77.400	20.000000	1666.000	---	613.000
2	3	99.600	20.000000	1128.000	1195.000	1083.000
3	3	95.100	20.000000	1506.000	1563.000	362.000
4	1	84.300	20.000000	---	---	319.000
5	3	88.900	20.000000	1568.000	1152.000	604.000
6	2	69.200	20.000000	995.000	---	451.000
7	2	81.400	20.000000	1689.000	---	791.000
8	2	88.500	20.000000	1286.000	---	359.000
9	3	70.600	20.000000	1189.000	1825.000	241.000
10	3	56.000	20.000000	1217.000	1783.000	317.000

Detailed Results for Radar Type 5_Trial 5

Burst	No. of Pulses	Pulse Width (µs)	Chirp Width (MHz)	Pulse 1-to-2 Spacing (µs)	Pulse 2-to-3 Spacing (µs)	Starting Location Within Interval (µs)
1	1	66.600	20.000000	---	---	330.000
2	1	74.500	20.000000	---	---	248.000
3	2	68.200	20.000000	1149.000	---	80.000
4	2	70.100	20.000000	1849.000	---	536.000
5	3	65.800	20.000000	1316.000	1180.000	623.000
6	3	82.100	20.000000	1690.000	1661.000	503.000
7	2	95.900	20.000000	1840.000	---	687.000
8	1	51.100	20.000000	---	---	107.000
9	2	99.600	20.000000	1035.000	---	389.000
10	1	59.600	20.000000	---	---	424.000
11	3	96.000	20.000000	1733.000	1820.000	427.000
12	3	64.400	20.000000	1553.000	1679.000	204.000
13	2	82.800	20.000000	1451.000	---	69.000
14	2	86.800	20.000000	1508.000	---	573.000
15	2	76.300	20.000000	1738.000	---	361.000
16	2	83.800	20.000000	1152.000	---	683.000

Detailed Results for Radar Type 5_Trial 6

Burst	No. of Pulses	Pulse Width (µs)	Chirp Width (MHz)	Pulse 1-to-2 Spacing (µs)	Pulse 2-to-3 Spacing (µs)	Starting Location Within Interval (µs)
1	2	78.100	10.000000	1102.000	---	160.000
2	2	51.400	10.000000	957.000	---	633.000
3	3	85.200	10.000000	1076.000	1386.000	363.000
4	1	96.300	10.000000	---	---	992.000
5	1	67.200	10.000000	---	---	751.000
6	3	68.900	10.000000	1284.000	1725.000	149.000
7	2	75.900	10.000000	958.000	---	690.000
8	2	87.000	10.000000	1715.000	---	512.000
9	1	88.500	10.000000	---	---	611.000
10	3	61.000	10.000000	1333.000	1179.000	361.000
11	1	57.000	10.000000	---	---	214.000
12	2	55.900	10.000000	1656.000	---	643.000

Detailed Results for Radar Type 5_Trial 7

Burst	No. of Pulses	Pulse Width (µs)	Chirp Width (MHz)	Pulse 1-to-2 Spacing (µs)	Pulse 2-to-3 Spacing (µs)	Starting Location Within Interval (µs)
1	2	97.900	7.000000	1124.000	---	368.000
2	2	94.200	7.000000	1097.000	---	363.000
3	2	95.600	7.000000	1706.000	---	338.000
4	3	60.700	7.000000	1726.000	1788.000	628.000
5	2	79.600	7.000000	921.000	---	352.000
6	2	55.700	7.000000	1463.000	---	71.000
7	2	92.300	7.000000	1486.000	---	208.000
8	3	59.600	7.000000	1550.000	1830.000	605.000
9	2	95.900	7.000000	1529.000	---	727.000
10	2	87.500	7.000000	1521.000	---	637.000
11	3	81.100	7.000000	961.000	1815.000	593.000
12	3	93.000	7.000000	1246.000	1717.000	400.000
13	3	62.500	7.000000	1219.000	1563.000	742.000
14	1	70.400	7.000000	---	---	627.000
15	2	63.400	7.000000	1345.000	---	439.000
16	1	78.000	7.000000	---	---	663.000

Detailed Results for Radar Type 5_Trial 8

Burst	No. of Pulses	Pulse Width (µs)	Chirp Width (MHz)	Pulse 1-to-2 Spacing (µs)	Pulse 2-to-3 Spacing (µs)	Starting Location Within Interval (µs)
1	2	79.600	17.000000	1029.000	---	270.000
2	1	90.200	17.000000	---	---	580.000
3	3	66.100	17.000000	1312.000	1766.000	86.000
4	1	95.200	17.000000	---	---	92.000
5	2	76.300	17.000000	1238.000	---	368.000
6	2	75.800	17.000000	1106.000	---	165.000
7	3	50.700	17.000000	1312.000	1580.000	377.000
8	3	56.300	17.000000	1837.000	1154.000	323.000
9	3	56.100	17.000000	1061.000	1394.000	400.000
10	3	81.200	17.000000	1582.000	1379.000	405.000
11	2	89.700	17.000000	1845.000	---	506.000
12	1	97.800	17.000000	---	---	331.000
13	1	75.700	17.000000	---	---	430.000
14	3	50.200	17.000000	1237.000	1653.000	544.000
15	2	52.000	17.000000	1729.000	---	339.000
16	2	69.400	17.000000	1603.000	---	44.000
17	2	67.500	17.000000	1168.000	---	521.000
18	2	98.100	17.000000	958.000	---	384.000
19	3	63.600	17.000000	1260.000	1640.000	194.000

Detailed Results for Radar Type 5_Trial 9

Burst	No. of Pulses	Pulse Width (µs)	Chirp Width (MHz)	Pulse 1-to-2 Spacing (µs)	Pulse 2-to-3 Spacing (µs)	Starting Location Within Interval (µs)
1	2	66.900	16.000000	1927.000	---	308.000
2	3	68.300	16.000000	1068.000	1286.000	574.000
3	2	50.600	16.000000	1234.000	---	468.000
4	2	58.200	16.000000	1470.000	---	785.000
5	3	58.300	16.000000	1083.000	1021.000	1235.000
6	1	71.500	16.000000	---	---	91.000
7	1	67.400	16.000000	---	---	710.000
8	3	59.100	16.000000	1642.000	1231.000	561.000
9	2	66.000	16.000000	1446.000	---	628.000

Detailed Results for Radar Type 5_Trial 10

Burst	No. of Pulses	Pulse Width (µs)	Chirp Width (MHz)	Pulse 1-to-2 Spacing (µs)	Pulse 2-to-3 Spacing (µs)	Starting Location Within Interval (µs)
1	2	97.100	19.000000	1539.000	---	378.000
2	2	62.500	19.000000	1931.000	---	586.000
3	3	85.200	19.000000	1860.000	942.000	473.000
4	2	57.800	19.000000	1401.000	---	394.000
5	1	72.100	19.000000	---	---	254.000
6	1	92.700	19.000000	---	---	242.000
7	2	56.200	19.000000	1405.000	---	411.000
8	3	54.300	19.000000	1382.000	1712.000	591.000
9	3	88.200	19.000000	1026.000	1680.000	17.000
10	3	68.200	19.000000	1051.000	1804.000	269.000
11	2	91.600	19.000000	1080.000	---	315.000
12	2	94.700	19.000000	1056.000	---	501.000
13	2	60.900	19.000000	1566.000	---	227.000
14	2	57.700	19.000000	1345.000	---	332.000
15	2	80.500	19.000000	1002.000	---	131.000
16	1	78.700	19.000000	---	---	51.000
17	2	95.800	19.000000	1851.000	---	346.000
18	3	74.500	19.000000	1430.000	1097.000	108.000
19	3	65.700	19.000000	1155.000	1430.000	508.000

Detailed Results for Radar Type 5_Trial 11

Burst	No. of Pulses	Pulse Width (µs)	Chirp Width (MHz)	Pulse 1-to-2 Spacing (µs)	Pulse 2-to-3 Spacing (µs)	Starting Location Within Interval (µs)
1	3	86.900	18.000000	1072.000	1743.000	270.000
2	3	81.200	18.000000	1473.000	1232.000	993.000
3	3	100.000	18.000000	1838.000	1883.000	1083.000
4	1	65.400	18.000000	---	---	815.000
5	3	80.200	18.000000	1355.000	1538.000	799.000
6	3	96.500	18.000000	1759.000	1784.000	72.000
7	3	80.300	18.000000	1386.000	1646.000	426.000
8	2	81.600	18.000000	1787.000	---	878.000

Detailed Results for Radar Type 5_Trial 12

Burst	No. of Pulses	Pulse Width (µs)	Chirp Width (MHz)	Pulse 1-to-2 Spacing (µs)	Pulse 2-to-3 Spacing (µs)	Starting Location Within Interval (µs)
1	2	63.100	5.000000	1767.000	---	49.000
2	2	54.000	5.000000	1907.000	---	76.000
3	1	74.000	5.000000	---	---	573.000
4	3	69.500	5.000000	1490.000	1185.000	440.000
5	2	62.300	5.000000	1013.000	---	645.000
6	2	52.800	5.000000	1682.000	---	178.000
7	2	90.100	5.000000	1367.000	---	171.000
8	1	86.200	5.000000	---	---	251.000
9	2	94.800	5.000000	908.000	---	307.000
10	2	66.500	5.000000	972.000	---	415.000
11	3	60.800	5.000000	1555.000	1769.000	440.000
12	2	69.200	5.000000	1364.000	---	408.000
13	2	82.600	5.000000	1077.000	---	86.000
14	3	89.600	5.000000	934.000	1096.000	215.000
15	2	87.700	5.000000	958.000	---	272.000
16	2	74.300	5.000000	1246.000	---	576.000
17	1	98.600	5.000000	---	---	262.000
18	3	82.600	5.000000	1172.000	1322.000	628.000

Detailed Results for Radar Type 5_Trial 13

Burst	No. of Pulses	Pulse Width (µs)	Chirp Width (MHz)	Pulse 1-to-2 Spacing (µs)	Pulse 2-to-3 Spacing (µs)	Starting Location Within Interval (µs)
1	1	80.100	9.000000	---	---	183.000
2	2	59.600	9.000000	946.000	---	473.000
3	2	89.000	9.000000	1573.000	---	426.000
4	2	68.300	9.000000	1801.000	---	366.000
5	1	89.400	9.000000	---	---	250.000
6	2	64.000	9.000000	958.000	---	447.000
7	2	82.200	9.000000	1272.000	---	585.000
8	2	67.300	9.000000	1688.000	---	134.000
9	2	52.500	9.000000	1696.000	---	264.000
10	2	84.100	9.000000	1133.000	---	335.000
11	2	53.000	9.000000	1374.000	---	890.000
12	2	62.000	9.000000	1636.000	---	526.000
13	3	96.100	9.000000	1660.000	1103.000	493.000

Detailed Results for Radar Type 5_Trial 14

Burst	No. of Pulses	Pulse Width (µs)	Chirp Width (MHz)	Pulse 1-to-2 Spacing (µs)	Pulse 2-to-3 Spacing (µs)	Starting Location Within Interval (µs)
1	2	69.400	19.000000	1872.000	---	221.000
2	2	59.100	19.000000	1839.000	---	120.000
3	3	76.800	19.000000	1911.000	981.000	550.000
4	2	70.500	19.000000	1328.000	---	331.000
5	1	63.100	19.000000	---	---	681.000
6	3	59.900	19.000000	1048.000	1055.000	264.000
7	2	50.000	19.000000	1246.000	---	301.000
8	2	53.200	19.000000	993.000	---	222.000
9	1	80.500	19.000000	---	---	496.000
10	2	86.900	19.000000	1135.000	---	371.000
11	3	99.000	19.000000	1818.000	935.000	639.000
12	3	85.200	19.000000	1495.000	1079.000	633.000
13	3	68.700	19.000000	1289.000	1482.000	99.000
14	2	85.700	19.000000	1340.000	---	358.000
15	2	82.900	19.000000	1395.000	---	502.000
16	2	53.400	19.000000	1111.000	---	74.000
17	2	97.400	19.000000	1764.000	---	476.000

Detailed Results for Radar Type 5_Trial 15

Burst	No. of Pulses	Pulse Width (µs)	Chirp Width (MHz)	Pulse 1-to-2 Spacing (µs)	Pulse 2-to-3 Spacing (µs)	Starting Location Within Interval (µs)
1	2	78.300	8.000000	1113.000	---	442.000
2	3	73.800	8.000000	1354.000	1837.000	373.000
3	3	76.100	8.000000	1355.000	1639.000	48.000
4	3	87.300	8.000000	1498.000	1822.000	357.000
5	1	50.900	8.000000	---	---	161.000
6	2	69.700	8.000000	1619.000	---	132.000
7	3	76.000	8.000000	1288.000	1532.000	644.000
8	2	60.600	8.000000	1300.000	---	48.000
9	1	98.100	8.000000	---	---	403.000
10	2	52.200	8.000000	1422.000	---	506.000
11	2	98.400	8.000000	1351.000	---	22.000
12	2	87.700	8.000000	1180.000	---	634.000
13	3	82.400	8.000000	1704.000	1848.000	28.000
14	3	68.900	8.000000	1080.000	1341.000	12.000
15	2	71.600	8.000000	1681.000	---	577.000
16	3	93.100	8.000000	1758.000	1536.000	609.000
17	2	52.100	8.000000	1941.000	---	612.000
18	2	89.200	8.000000	966.000	---	60.000

Detailed Results for Radar Type 5_Trial 16

Burst	No. of Pulses	Pulse Width (µs)	Chirp Width (MHz)	Pulse 1-to-2 Spacing (µs)	Pulse 2-to-3 Spacing (µs)	Starting Location Within Interval (µs)
1	2	54.600	13.000000	1482.000	---	997.000
2	3	58.000	13.000000	1111.000	999.000	712.000
3	3	63.400	13.000000	1268.000	1709.000	269.000
4	3	67.400	13.000000	1035.000	1498.000	377.000
5	3	70.200	13.000000	1122.000	999.000	381.000
6	1	92.500	13.000000	---	---	942.000
7	3	63.900	13.000000	1233.000	1239.000	49.000
8	1	67.700	13.000000	---	---	121.000
9	2	74.700	13.000000	1791.000	---	596.000
10	2	98.000	13.000000	1740.000	---	602.000

Detailed Results for Radar Type 5_Trial 17

Burst	No. of Pulses	Pulse Width (µs)	Chirp Width (MHz)	Pulse 1-to-2 Spacing (µs)	Pulse 2-to-3 Spacing (µs)	Starting Location Within Interval (µs)
1	1	51.100	19.000000	---	---	551.000
2	2	85.100	19.000000	1734.000	---	404.000
3	3	52.100	19.000000	1720.000	1874.000	512.000
4	1	74.000	19.000000	---	---	40.000
5	2	52.100	19.000000	1849.000	---	96.000
6	2	76.700	19.000000	1657.000	---	349.000
7	1	55.400	19.000000	---	---	91.000
8	3	81.200	19.000000	1796.000	1552.000	89.000
9	2	60.900	19.000000	1713.000	---	57.000
10	2	57.100	19.000000	1611.000	---	530.000
11	2	50.100	19.000000	1364.000	---	248.000
12	1	89.400	19.000000	---	---	296.000
13	3	64.500	19.000000	1437.000	1500.000	469.000
14	2	72.500	19.000000	1415.000	---	437.000
15	3	72.200	19.000000	1705.000	1577.000	554.000
16	2	87.800	19.000000	1175.000	---	48.000
17	2	91.300	19.000000	1613.000	---	537.000
18	2	65.400	19.000000	1307.000	---	194.000
19	1	56.300	19.000000	---	---	276.000
20	2	68.900	19.000000	1611.000	---	430.000

Detailed Results for Radar Type 5_Trial 18

Burst	No. of Pulses	Pulse Width (µs)	Chirp Width (MHz)	Pulse 1-to-2 Spacing (µs)	Pulse 2-to-3 Spacing (µs)	Starting Location Within Interval (µs)
1	1	70.600	15.000000	---	---	302.000
2	1	74.700	15.000000	---	---	299.000
3	1	63.600	15.000000	---	---	82.000
4	2	52.100	15.000000	1812.000	---	536.000
5	1	97.500	15.000000	---	---	395.000
6	2	96.300	15.000000	1335.000	---	250.000
7	3	70.800	15.000000	1052.000	1243.000	462.000
8	3	59.600	15.000000	1059.000	1550.000	477.000
9	3	99.200	15.000000	1633.000	1572.000	254.000
10	1	53.300	15.000000	---	---	33.000
11	3	98.600	15.000000	1526.000	1428.000	564.000
12	3	89.300	15.000000	1017.000	1662.000	221.000
13	1	62.700	15.000000	---	---	248.000
14	2	70.400	15.000000	1855.000	---	232.000
15	3	61.400	15.000000	1444.000	1073.000	470.000
16	1	76.000	15.000000	---	---	441.000
17	2	90.800	15.000000	1164.000	---	195.000
18	3	65.200	15.000000	1246.000	1582.000	246.000
19	3	74.700	15.000000	928.000	1671.000	194.000
20	2	75.100	15.000000	989.000	---	83.000

Detailed Results for Radar Type 5_Trial 19

Burst	No. of Pulses	Pulse Width (µs)	Chirp Width (MHz)	Pulse 1-to-2 Spacing (µs)	Pulse 2-to-3 Spacing (µs)	Starting Location Within Interval (µs)
1	2	69.000	7.000000	1220.000	---	20.000
2	3	88.500	7.000000	1376.000	1096.000	45.000
3	2	56.300	7.000000	1207.000	---	779.000
4	2	88.800	7.000000	1793.000	---	532.000
5	1	78.600	7.000000	---	---	577.000
6	2	82.300	7.000000	1534.000	---	549.000
7	1	71.700	7.000000	---	---	612.000
8	2	52.800	7.000000	1891.000	---	631.000
9	1	66.100	7.000000	---	---	166.000
10	2	72.800	7.000000	1460.000	---	381.000
11	2	82.900	7.000000	1293.000	---	451.000
12	3	72.300	7.000000	1224.000	1577.000	61.000
13	2	91.900	7.000000	1281.000	---	619.000
14	3	82.400	7.000000	1570.000	1469.000	99.000

Detailed Results for Radar Type 5_Trial 20

Burst	No. of Pulses	Pulse Width (µs)	Chirp Width (MHz)	Pulse 1-to-2 Spacing (µs)	Pulse 2-to-3 Spacing (µs)	Starting Location Within Interval (µs)
1	3	76.300	6.000000	1673.000	1870.000	757.000
2	1	85.600	6.000000	---	---	712.000
3	2	87.400	6.000000	1495.000	---	427.000
4	2	67.800	6.000000	1430.000	---	153.000
5	1	80.900	6.000000	---	---	197.000
6	1	80.300	6.000000	---	---	160.000
7	3	86.500	6.000000	1329.000	1212.000	509.000
8	1	96.300	6.000000	---	---	828.000
9	1	80.800	6.000000	---	---	306.000
10	2	74.900	6.000000	1636.000	---	609.000
11	3	60.400	6.000000	1278.000	1394.000	269.000
12	3	57.300	6.000000	1719.000	999.000	826.000
13	2	64.800	6.000000	1378.000	---	41.000
14	2	66.600	6.000000	933.000	---	631.000

Detailed Results for Radar Type 5_Trial 21

Burst	No. of Pulses	Pulse Width (µs)	Chirp Width (MHz)	Pulse 1-to-2 Spacing (µs)	Pulse 2-to-3 Spacing (µs)	Starting Location Within Interval (µs)
1	1	93.600	5.000000	---	---	12.000
2	3	75.700	5.000000	1082.000	1831.000	391.000
3	1	78.600	5.000000	---	---	945.000
4	3	97.800	5.000000	1410.000	1227.000	166.000
5	2	90.700	5.000000	1124.000	---	67.000
6	2	98.300	5.000000	1313.000	---	512.000
7	3	72.800	5.000000	1011.000	1020.000	645.000
8	3	73.700	5.000000	1726.000	1553.000	442.000
9	1	90.200	5.000000	---	---	22.000
10	1	62.700	5.000000	---	---	746.000
11	3	83.300	5.000000	1501.000	1874.000	837.000
12	3	80.000	5.000000	1591.000	1770.000	458.000

Detailed Results for Radar Type 5_Trial 22

Burst	No. of Pulses	Pulse Width (µs)	Chirp Width (MHz)	Pulse 1-to-2 Spacing (µs)	Pulse 2-to-3 Spacing (µs)	Starting Location Within Interval (µs)
1	3	93.000	5.000000	1554.000	1785.000	287.000
2	1	83.900	5.000000	---	---	719.000
3	1	58.600	5.000000	---	---	22.000
4	2	51.600	5.000000	1301.000	---	508.000
5	2	86.000	5.000000	971.000	---	394.000
6	2	52.400	5.000000	1014.000	---	126.000
7	2	81.600	5.000000	1650.000	---	756.000
8	2	73.500	5.000000	1428.000	---	653.000
9	1	58.900	5.000000	---	---	761.000
10	1	93.500	5.000000	---	---	118.000
11	2	90.600	5.000000	1774.000	---	108.000
12	2	58.400	5.000000	1448.000	---	740.000
13	2	89.100	5.000000	1406.000	---	689.000
14	2	73.900	5.000000	1071.000	---	160.000
15	1	61.700	5.000000	---	---	172.000

Detailed Results for Radar Type 5_Trial 23

Burst	No. of Pulses	Pulse Width (µs)	Chirp Width (MHz)	Pulse 1-to-2 Spacing (µs)	Pulse 2-to-3 Spacing (µs)	Starting Location Within Interval (µs)
1	3	97.300	12.000000	1764.000	1049.000	85.000
2	1	83.400	12.000000	---	---	882.000
3	1	94.700	12.000000	---	---	903.000
4	2	60.100	12.000000	1023.000	---	878.000
5	2	54.600	12.000000	1385.000	---	1271.000
6	3	88.100	12.000000	1088.000	1048.000	932.000
7	3	90.200	12.000000	1799.000	1142.000	226.000
8	3	63.400	12.000000	1149.000	971.000	1426.000

Detailed Results for Radar Type 5_Trial 24

Burst	No. of Pulses	Pulse Width (µs)	Chirp Width (MHz)	Pulse 1-to-2 Spacing (µs)	Pulse 2-to-3 Spacing (µs)	Starting Location Within Interval (µs)
1	3	52.300	11.000000	1799.000	1297.000	737.000
2	3	53.600	11.000000	1397.000	1860.000	189.000
3	1	59.200	11.000000	---	---	495.000
4	3	54.300	11.000000	1885.000	1319.000	152.000
5	1	75.600	11.000000	---	---	76.000
6	1	52.900	11.000000	---	---	190.000
7	1	97.700	11.000000	---	---	195.000
8	2	50.200	11.000000	1276.000	---	604.000
9	3	95.000	11.000000	1526.000	1582.000	267.000
10	3	77.500	11.000000	1494.000	1729.000	842.000
11	1	66.900	11.000000	---	---	144.000
12	2	96.100	11.000000	1441.000	---	435.000
13	3	62.500	11.000000	1037.000	1474.000	262.000
14	2	53.100	11.000000	1278.000	---	525.000

Detailed Results for Radar Type 5_Trial 25

Burst	No. of Pulses	Pulse Width (µs)	Chirp Width (MHz)	Pulse 1-to-2 Spacing (µs)	Pulse 2-to-3 Spacing (µs)	Starting Location Within Interval (µs)
1	2	52.400	9.000000	974.000	---	609.000
2	2	55.800	9.000000	1319.000	---	738.000
3	2	58.000	9.000000	1056.000	---	899.000
4	2	50.700	9.000000	975.000	---	575.000
5	1	54.600	9.000000	---	---	73.000
6	2	82.900	9.000000	1205.000	---	107.000
7	2	51.100	9.000000	991.000	---	451.000
8	2	94.700	9.000000	1862.000	---	331.000
9	2	65.500	9.000000	1034.000	---	871.000
10	2	62.000	9.000000	1226.000	---	12.000
11	3	65.600	9.000000	1015.000	1040.000	157.000
12	2	54.800	9.000000	1350.000	---	641.000
13	2	68.900	9.000000	1496.000	---	791.000

Detailed Results for Radar Type 5_Trial 26

Burst	No. of Pulses	Pulse Width (µs)	Chirp Width (MHz)	Pulse 1-to-2 Spacing (µs)	Pulse 2-to-3 Spacing (µs)	Starting Location Within Interval (µs)
1	2	50.800	18.000000	1595.000	---	21.000
2	2	52.000	18.000000	1563.000	---	729.000
3	2	58.800	18.000000	1384.000	---	15.000
4	2	79.700	18.000000	979.000	---	261.000
5	1	69.500	18.000000	---	---	533.000
6	2	98.900	18.000000	1015.000	---	493.000
7	2	82.800	18.000000	1634.000	---	218.000
8	1	70.100	18.000000	---	---	1102.000
9	2	89.200	18.000000	1357.000	---	524.000

Detailed Results for Radar Type 5_Trial 27

Burst	No. of Pulses	Pulse Width (µs)	Chirp Width (MHz)	Pulse 1-to-2 Spacing (µs)	Pulse 2-to-3 Spacing (µs)	Starting Location Within Interval (µs)
1	2	59.500	11.000000	1738.000	---	660.000
2	1	57.000	11.000000	---	---	796.000
3	2	54.400	11.000000	1891.000	---	779.000
4	2	97.500	11.000000	1566.000	---	298.000
5	3	52.000	11.000000	1941.000	1472.000	201.000
6	1	62.500	11.000000	---	---	211.000
7	2	79.100	11.000000	1016.000	---	30.000
8	2	98.600	11.000000	927.000	---	485.000
9	2	52.900	11.000000	1814.000	---	328.000
10	2	64.600	11.000000	1644.000	---	339.000
11	3	75.300	11.000000	1710.000	1296.000	500.000
12	1	74.200	11.000000	---	---	451.000
13	1	58.400	11.000000	---	---	160.000
14	1	97.500	11.000000	---	---	573.000

Detailed Results for Radar Type 5_Trial 28

Burst	No. of Pulses	Pulse Width (µs)	Chirp Width (MHz)	Pulse 1-to-2 Spacing (µs)	Pulse 2-to-3 Spacing (µs)	Starting Location Within Interval (µs)
1	2	58.200	10.000000	1320.000	---	122.000
2	2	66.300	10.000000	1849.000	---	244.000
3	3	62.100	10.000000	1589.000	1390.000	229.000
4	2	74.300	10.000000	1184.000	---	976.000
5	1	58.600	10.000000	---	---	730.000
6	3	82.600	10.000000	1633.000	1513.000	669.000
7	1	73.100	10.000000	---	---	735.000
8	1	90.900	10.000000	---	---	645.000
9	3	66.300	10.000000	1563.000	1348.000	380.000
10	2	54.800	10.000000	1384.000	---	556.000
11	3	65.600	10.000000	1218.000	937.000	801.000
12	3	74.500	10.000000	958.000	1010.000	493.000

Detailed Results for Radar Type 5_Trial 29

Burst	No. of Pulses	Pulse Width (µs)	Chirp Width (MHz)	Pulse 1-to-2 Spacing (µs)	Pulse 2-to-3 Spacing (µs)	Starting Location Within Interval (µs)
1	1	85.200	14.000000	---	---	99.000
2	3	59.000	14.000000	1887.000	1086.000	687.000
3	1	51.000	14.000000	---	---	381.000
4	2	84.800	14.000000	1906.000	---	520.000
5	3	83.200	14.000000	1466.000	1170.000	910.000
6	3	92.300	14.000000	977.000	1255.000	1.000
7	2	59.400	14.000000	1674.000	---	732.000
8	2	90.700	14.000000	1058.000	---	642.000
9	3	93.100	14.000000	961.000	934.000	359.000
10	3	74.900	14.000000	1673.000	1639.000	602.000
11	2	90.800	14.000000	1227.000	---	430.000
12	3	58.500	14.000000	1625.000	1374.000	10.000
13	1	57.700	14.000000	---	---	804.000

Detailed Results for Radar Type 5_Trial 30

Burst	No. of Pulses	Pulse Width (µs)	Chirp Width (MHz)	Pulse 1-to-2 Spacing (µs)	Pulse 2-to-3 Spacing (µs)	Starting Location Within Interval (µs)
1	3	53.400	13.000000	1343.000	1742.000	651.000
2	1	57.300	13.000000	---	---	857.000
3	1	61.900	13.000000	---	---	567.000
4	3	60.500	13.000000	1355.000	1499.000	847.000
5	1	62.000	13.000000	---	---	1014.000
6	2	94.800	13.000000	1584.000	---	512.000
7	1	64.300	13.000000	---	---	992.000
8	3	93.200	13.000000	1157.000	1861.000	285.000
9	3	56.000	13.000000	1813.000	1900.000	1189.000
10	2	79.100	13.000000	1234.000	---	1006.000

Detailed Results for Radar Type 6:

Trial Number	Pulse Width (µs)	PRI (µs)	No. of Pulses	Pulses Detected
1	1.000	300.000	9	Yes
2	1.000	300.000	9	Yes
3	1.000	300.000	9	Yes
4	1.000	300.000	9	Yes
5	1.000	300.000	9	Yes
6	1.000	300.000	9	Yes
7	1.000	300.000	9	Yes
8	1.000	300.000	9	Yes
9	1.000	300.000	9	Yes
10	1.000	300.000	9	Yes
11	1.000	300.000	9	Yes
12	1.000	300.000	9	Yes
13	1.000	300.000	9	Yes
14	1.000	300.000	9	Yes
15	1.000	300.000	9	Yes
16	1.000	300.000	9	Yes
17	1.000	300.000	9	Yes
18	1.000	300.000	9	Yes
19	1.000	300.000	9	Yes
20	1.000	300.000	9	Yes
21	1.000	300.000	9	Yes
22	1.000	300.000	9	Yes
23	1.000	300.000	9	Yes
24	1.000	300.000	9	Yes
25	1.000	300.000	9	Yes
26	1.000	300.000	9	Yes
27	1.000	300.000	9	Yes
28	1.000	300.000	9	Yes
29	1.000	300.000	9	Yes
30	1.000	300.000	9	Yes

Bandwidth: 40 MHz
Test Channel: Channel 54 (5270 MHz)
Radar Type: 1 to 6.
DFS Detection Threshold: -64 dBm
Radar Burst Level: -63 dBm (Radar Burst with a level equal to the DFS Detection Threshold + 1dB)
Operation Mode: Data transfer continuously with lperf UDP protocol.

DUT Frequency (MHz)	Radar Type No.	Detection count	Percentage of Detection Px	Detection Limit
5270.000000	1	28 of 30	93.30%	60.0 %
5270.000000	2	30 of 30	100.0%	60.0 %
5270.000000	3	30 of 30	100.0%	60.0 %
5270.000000	4	30 of 30	100.0%	60.0 %
5270.000000	Aggregate (Radar Type 1 to 4)	-	0.00%	80.0 %
5270.000000	5	30 of 30	100.0%	80.0 %
5270.000000	6	30 of 30	100.0%	70.0 %

Measurement Uncertainty \leq 0.01 %

Verdict: PASS

Detailed Results for Radar Type 1:

Trial Number	Random Trial used	Pulse Width (µs)	PRI (µs)	No. of Pulses	Pulses Detected
1	6	1.000	618.000	86	Yes
2	28	1.000	912.000	58	Yes
3	10	1.000	698.000	76	Yes
4	47	1.000	2767.000	20	Yes
5	13	1.000	758.000	70	Yes
6	3	1.000	558.000	95	Yes
7	4	1.000	578.000	92	Yes
8	48	1.000	2864.000	19	Yes
9	5	1.000	598.000	89	Yes
10	46	1.000	2669.000	20	Yes
11	17	1.000	838.000	63	Yes
12	12	1.000	738.000	72	Yes
13	43	1.000	2376.000	23	Yes
14	34	1.000	1498.000	36	Yes
15	31	1.000	1205.000	44	Yes
16	8	1.000	658.000	81	Yes
17	30	1.000	1108.000	48	No
18	11	1.000	718.000	74	Yes
19	45	1.000	2572.000	21	Yes
20	15	1.000	798.000	67	No
21	14	1.000	778.000	68	Yes
22	7	1.000	638.000	83	Yes
23	40	1.000	2084.000	26	No
24	26	1.000	717.000	74	Yes
25	33	1.000	1400.000	38	Yes
26	21	1.000	918.000	58	Yes
27	1	1.000	518.000	102	Yes
28	39	1.000	1986.000	27	Yes
29	20	1.000	898.000	59	Yes
30	37	1.000	1791.000	30	Yes

Detailed Results for Radar Type 2:

Trial Number	Random Trial used	Pulse Width (µs)	PRI (µs)	No. of Pulses	Pulses Detected
1	43	4.100	153.000	24	Yes
2	20	1.200	185.000	25	Yes
3	22	2.400	209.000	26	Yes
4	23	3.800	187.000	28	Yes
5	26	3.700	217.000	28	Yes
6	39	4.900	163.000	23	Yes
7	21	3.600	193.000	28	Yes
8	37	3.400	191.000	24	Yes
9	29	4.100	189.000	26	Yes
10	30	4.200	173.000	25	Yes
11	7	1.400	185.000	27	Yes
12	34	2.200	197.000	28	Yes
13	28	1.700	216.000	27	Yes
14	35	1.200	206.000	24	Yes
15	47	3.400	213.000	27	Yes
16	27	2.700	199.000	29	Yes
17	17	4.500	213.000	23	Yes
18	12	3.100	182.000	28	Yes
19	3	5.000	192.000	23	Yes
20	10	1.200	175.000	26	Yes
21	9	3.900	212.000	27	Yes
22	1	3.400	168.000	25	Yes
23	24	4.400	188.000	27	Yes
24	48	4.200	227.000	24	Yes
25	13	2.200	193.000	24	Yes
26	2	4.500	191.000	23	Yes
27	18	2.000	153.000	24	Yes
28	38	2.000	180.000	25	Yes
29	42	2.500	215.000	28	Yes
30	44	3.500	167.000	29	Yes

Detailed Results for Radar Type 3

Trial Number	Random Trial used	Pulse Width (µs)	PRI (µs)	No. of Pulses	Pulses Detected
1	20	8.200	272.000	18	Yes
2	48	9.000	448.000	18	Yes
3	16	8.900	340.000	16	Yes
4	29	9.900	446.000	17	Yes
5	30	8.400	309.000	17	Yes
6	9	6.300	454.000	17	Yes
7	50	7.700	206.000	17	Yes
8	39	7.200	358.000	18	Yes
9	31	8.800	487.000	17	Yes
10	12	8.000	463.000	17	Yes
11	11	9.000	500.000	16	Yes
12	18	6.200	263.000	18	Yes
13	33	9.000	430.000	18	Yes
14	37	7.500	217.000	17	Yes
15	5	8.200	464.000	18	Yes
16	6	7.500	429.000	17	Yes
17	3	9.500	297.000	16	Yes
18	21	8.100	204.000	17	Yes
19	7	6.500	466.000	17	Yes
20	46	8.500	349.000	17	Yes
21	42	8.600	493.000	17	Yes
22	43	6.700	398.000	17	Yes
23	17	8.700	413.000	17	Yes
24	49	6.500	288.000	18	Yes
25	4	8.300	462.000	17	Yes
26	23	9.700	256.000	16	Yes
27	19	9.600	336.000	18	Yes
28	25	9.600	458.000	17	Yes
29	35	7.300	200.000	18	Yes
30	1	8.000	494.000	18	Yes

Detailed Results for Radar Type 4:

Trial Number	Random Trial used	Pulse Width (µs)	PRI (µs)	No. of Pulses	Pulses Detected
1	22	17.800	420.000	13	Yes
2	8	14.100	283.000	15	Yes
3	14	16.600	212.000	16	Yes
4	20	12.300	438.000	13	Yes
5	23	18.300	265.000	14	Yes
6	9	13.300	254.000	14	Yes
7	33	19.500	384.000	13	Yes
8	47	17.700	416.000	12	Yes
9	36	12.500	413.000	14	Yes
10	4	12.600	360.000	14	Yes
11	42	18.500	208.000	14	Yes
12	5	14.100	478.000	15	Yes
13	18	15.600	420.000	15	Yes
14	50	14.400	286.000	12	Yes
15	10	14.200	351.000	12	Yes
16	31	14.400	266.000	14	Yes
17	48	14.500	433.000	12	Yes
18	19	15.700	403.000	16	Yes
19	45	16.700	419.000	16	Yes
20	26	18.900	299.000	16	Yes
21	41	13.300	439.000	14	Yes
22	13	16.000	485.000	14	Yes
23	17	17.100	308.000	15	Yes
24	6	18.500	499.000	13	Yes
25	30	11.800	384.000	14	Yes
26	24	18.100	397.000	14	Yes
27	32	12.600	293.000	15	Yes
28	29	17.300	287.000	16	Yes
29	7	18.600	236.000	12	Yes
30	15	14.700	324.000	13	Yes

Detailed Results for Radar Type 5:

Trial Number	Random Trial used	Pulses Detected	Comment
1	4	Yes	For detailed burst data see separate table Type5_Trial1
2	8	Yes	For detailed burst data see separate table Type5_Trial2
3	24	Yes	For detailed burst data see separate table Type5_Trial3
4	10	Yes	For detailed burst data see separate table Type5_Trial4
5	43	Yes	For detailed burst data see separate table Type5_Trial5
6	9	Yes	For detailed burst data see separate table Type5_Trial6
7	49	Yes	For detailed burst data see separate table Type5_Trial7
8	6	Yes	For detailed burst data see separate table Type5_Trial8
9	44	Yes	For detailed burst data see separate table Type5_Trial9
10	50	Yes	For detailed burst data see separate table Type5_Trial10
11	28	Yes	For detailed burst data see separate table Type5_Trial11
12	27	Yes	For detailed burst data see separate table Type5_Trial12
13	17	Yes	For detailed burst data see separate table Type5_Trial13
14	30	Yes	For detailed burst data see separate table Type5_Trial14
15	41	Yes	For detailed burst data see separate table Type5_Trial15
16	42	Yes	For detailed burst data see separate table Type5_Trial16
17	14	Yes	For detailed burst data see separate table Type5_Trial17
18	39	Yes	For detailed burst data see separate table Type5_Trial18
19	46	Yes	For detailed burst data see separate table Type5_Trial19
20	1	Yes	For detailed burst data see separate table Type5_Trial20
21	38	Yes	For detailed burst data see separate table Type5_Trial21
22	11	Yes	For detailed burst data see separate table Type5_Trial22
23	7	Yes	For detailed burst data see separate table Type5_Trial23
24	18	Yes	For detailed burst data see separate table Type5_Trial24
25	25	Yes	For detailed burst data see separate table Type5_Trial25
26	23	Yes	For detailed burst data see separate table Type5_Trial26
27	36	Yes	For detailed burst data see separate table Type5_Trial27
28	45	Yes	For detailed burst data see separate table Type5_Trial28
29	31	Yes	For detailed burst data see separate table Type5_Trial29
30	35	Yes	For detailed burst data see separate table Type5_Trial30

Detailed Results for Radar Type 5_Trial 1

Burst	No. of Pulses	Pulse Width (µs)	Chirp Width (MHz)	Pulse 1-to-2 Spacing (µs)	Pulse 2-to-3 Spacing (µs)	Starting Location Within Interval (µs)
1	1	64.600	15.000000	---	---	373.000
2	2	95.900	15.000000	1430.000	---	66.000
3	2	54.800	15.000000	1287.000	---	696.000
4	2	63.800	15.000000	1654.000	---	597.000
5	2	55.100	15.000000	1400.000	---	517.000
6	2	92.900	15.000000	1849.000	---	259.000
7	3	56.500	15.000000	1000.000	1682.000	660.000
8	1	61.700	15.000000	---	---	591.000
9	1	58.100	15.000000	---	---	474.000
10	2	95.400	15.000000	1214.000	---	1077.000
11	2	96.700	15.000000	1667.000	---	917.000

Detailed Results for Radar Type 5_Trial 2

Burst	No. of Pulses	Pulse Width (µs)	Chirp Width (MHz)	Pulse 1-to-2 Spacing (µs)	Pulse 2-to-3 Spacing (µs)	Starting Location Within Interval (µs)
1	3	93.000	5.000000	1554.000	1785.000	287.000
2	1	83.900	5.000000	---	---	719.000
3	1	58.600	5.000000	---	---	22.000
4	2	51.600	5.000000	1301.000	---	508.000
5	2	86.000	5.000000	971.000	---	394.000
6	2	52.400	5.000000	1014.000	---	126.000
7	2	81.600	5.000000	1650.000	---	756.000
8	2	73.500	5.000000	1428.000	---	653.000
9	1	58.900	5.000000	---	---	761.000
10	1	93.500	5.000000	---	---	118.000
11	2	90.600	5.000000	1774.000	---	108.000
12	2	58.400	5.000000	1448.000	---	740.000
13	2	89.100	5.000000	1406.000	---	689.000
14	2	73.900	5.000000	1071.000	---	160.000
15	1	61.700	5.000000	---	---	172.000

Detailed Results for Radar Type 5_Trial 3

Burst	No. of Pulses	Pulse Width (µs)	Chirp Width (MHz)	Pulse 1-to-2 Spacing (µs)	Pulse 2-to-3 Spacing (µs)	Starting Location Within Interval (µs)
1	2	78.300	8.000000	1113.000	---	442.000
2	3	73.800	8.000000	1354.000	1837.000	373.000
3	3	76.100	8.000000	1355.000	1639.000	48.000
4	3	87.300	8.000000	1498.000	1822.000	357.000
5	1	50.900	8.000000	---	---	161.000
6	2	69.700	8.000000	1619.000	---	132.000
7	3	76.000	8.000000	1288.000	1532.000	644.000
8	2	60.600	8.000000	1300.000	---	48.000
9	1	98.100	8.000000	---	---	403.000
10	2	52.200	8.000000	1422.000	---	506.000
11	2	98.400	8.000000	1351.000	---	22.000
12	2	87.700	8.000000	1180.000	---	634.000
13	3	82.400	8.000000	1704.000	1848.000	28.000
14	3	68.900	8.000000	1080.000	1341.000	12.000
15	2	71.600	8.000000	1681.000	---	577.000
16	3	93.100	8.000000	1758.000	1536.000	609.000
17	2	52.100	8.000000	1941.000	---	612.000
18	2	89.200	8.000000	966.000	---	60.000

Detailed Results for Radar Type 5_Trial 4

Burst	No. of Pulses	Pulse Width (µs)	Chirp Width (MHz)	Pulse 1-to-2 Spacing (µs)	Pulse 2-to-3 Spacing (µs)	Starting Location Within Interval (µs)
1	3	64.900	8.000000	1505.000	942.000	403.000
2	2	74.300	8.000000	1789.000	---	177.000
3	3	70.800	8.000000	1084.000	1077.000	477.000
4	2	89.800	8.000000	1727.000	---	39.000
5	2	93.800	8.000000	1220.000	---	581.000
6	3	71.300	8.000000	1699.000	1079.000	519.000
7	2	73.200	8.000000	1306.000	---	9.000
8	2	78.200	8.000000	1010.000	---	72.000
9	3	65.600	8.000000	1443.000	1201.000	152.000
10	2	80.300	8.000000	1521.000	---	187.000
11	1	53.000	8.000000	---	---	669.000
12	2	97.600	8.000000	1808.000	---	558.000
13	2	69.000	8.000000	1583.000	---	502.000
14	3	98.300	8.000000	1282.000	1548.000	356.000
15	3	58.000	8.000000	1058.000	1448.000	179.000
16	2	53.300	8.000000	993.000	---	253.000
17	2	78.600	8.000000	1265.000	---	413.000

Detailed Results for Radar Type 5_Trial 5

Burst	No. of Pulses	Pulse Width (µs)	Chirp Width (MHz)	Pulse 1-to-2 Spacing (µs)	Pulse 2-to-3 Spacing (µs)	Starting Location Within Interval (µs)
1	3	92.800	10.000000	1307.000	1195.000	177.000
2	2	69.200	10.000000	1264.000	---	1014.000
3	2	63.000	10.000000	1830.000	---	875.000
4	1	58.400	10.000000	---	---	470.000
5	2	74.900	10.000000	1531.000	---	184.000
6	2	76.000	10.000000	1488.000	---	679.000
7	2	50.500	10.000000	1360.000	---	296.000
8	1	82.500	10.000000	---	---	645.000
9	3	58.800	10.000000	1168.000	1620.000	345.000
10	2	70.900	10.000000	1468.000	---	205.000
11	1	72.700	10.000000	---	---	702.000

Detailed Results for Radar Type 5_Trial 6

Burst	No. of Pulses	Pulse Width (µs)	Chirp Width (MHz)	Pulse 1-to-2 Spacing (µs)	Pulse 2-to-3 Spacing (µs)	Starting Location Within Interval (µs)
1	2	70.500	17.000000	956.000	---	247.000
2	3	85.800	17.000000	1726.000	1051.000	659.000
3	2	67.600	17.000000	1910.000	---	383.000
4	2	97.900	17.000000	1794.000	---	123.000
5	3	55.000	17.000000	1798.000	1000.000	48.000
6	2	55.900	17.000000	1322.000	---	464.000
7	3	53.400	17.000000	1270.000	1431.000	347.000
8	2	88.300	17.000000	1417.000	---	544.000
9	2	95.600	17.000000	1228.000	---	453.000
10	2	70.400	17.000000	1039.000	---	291.000
11	2	53.000	17.000000	1860.000	---	689.000
12	1	80.600	17.000000	---	---	628.000
13	3	67.000	17.000000	1382.000	1724.000	487.000
14	2	67.300	17.000000	1895.000	---	682.000
15	2	63.100	17.000000	1171.000	---	343.000
16	2	79.400	17.000000	1369.000	---	186.000

Detailed Results for Radar Type 5_Trial 7

Burst	No. of Pulses	Pulse Width (µs)	Chirp Width (MHz)	Pulse 1-to-2 Spacing (µs)	Pulse 2-to-3 Spacing (µs)	Starting Location Within Interval (µs)
1	2	69.400	19.000000	1872.000	---	221.000
2	2	59.100	19.000000	1839.000	---	120.000
3	3	76.800	19.000000	1911.000	981.000	550.000
4	2	70.500	19.000000	1328.000	---	331.000
5	1	63.100	19.000000	---	---	681.000
6	3	59.900	19.000000	1048.000	1055.000	264.000
7	2	50.000	19.000000	1246.000	---	301.000
8	2	53.200	19.000000	993.000	---	222.000
9	1	80.500	19.000000	---	---	496.000
10	2	86.900	19.000000	1135.000	---	371.000
11	3	99.000	19.000000	1818.000	935.000	639.000
12	3	85.200	19.000000	1495.000	1079.000	633.000
13	3	68.700	19.000000	1289.000	1482.000	99.000
14	2	85.700	19.000000	1340.000	---	358.000
15	2	82.900	19.000000	1395.000	---	502.000
16	2	53.400	19.000000	1111.000	---	74.000
17	2	97.400	19.000000	1764.000	---	476.000

Detailed Results for Radar Type 5_Trial 8

Burst	No. of Pulses	Pulse Width (µs)	Chirp Width (MHz)	Pulse 1-to-2 Spacing (µs)	Pulse 2-to-3 Spacing (µs)	Starting Location Within Interval (µs)
1	1	85.200	14.000000	---	---	99.000
2	3	59.000	14.000000	1887.000	1086.000	687.000
3	1	51.000	14.000000	---	---	381.000
4	2	84.800	14.000000	1906.000	---	520.000
5	3	83.200	14.000000	1466.000	1170.000	910.000
6	3	92.300	14.000000	977.000	1255.000	1.000
7	2	59.400	14.000000	1674.000	---	732.000
8	2	90.700	14.000000	1058.000	---	642.000
9	3	93.100	14.000000	961.000	934.000	359.000
10	3	74.900	14.000000	1673.000	1639.000	602.000
11	2	90.800	14.000000	1227.000	---	430.000
12	3	58.500	14.000000	1625.000	1374.000	10.000
13	1	57.700	14.000000	---	---	804.000

Detailed Results for Radar Type 5_Trial 9

Burst	No. of Pulses	Pulse Width (µs)	Chirp Width (MHz)	Pulse 1-to-2 Spacing (µs)	Pulse 2-to-3 Spacing (µs)	Starting Location Within Interval (µs)
1	3	75.600	14.000000	1717.000	1819.000	814.000
2	2	87.500	14.000000	1850.000	---	108.000
3	1	69.100	14.000000	---	---	310.000
4	2	55.800	14.000000	972.000	---	0.000
5	1	90.600	14.000000	---	---	277.000
6	2	87.800	14.000000	1808.000	---	20.000
7	1	74.000	14.000000	---	---	35.000
8	3	94.800	14.000000	1120.000	938.000	554.000
9	2	57.200	14.000000	1619.000	---	141.000
10	1	56.000	14.000000	---	---	595.000
11	2	99.500	14.000000	1143.000	---	262.000
12	2	66.500	14.000000	1675.000	---	557.000

Detailed Results for Radar Type 5_Trial 10

Burst	No. of Pulses	Pulse Width (µs)	Chirp Width (MHz)	Pulse 1-to-2 Spacing (µs)	Pulse 2-to-3 Spacing (µs)	Starting Location Within Interval (µs)
1	2	63.100	5.000000	1767.000	---	49.000
2	2	54.000	5.000000	1907.000	---	76.000
3	1	74.000	5.000000	---	---	573.000
4	3	69.500	5.000000	1490.000	1185.000	440.000
5	2	62.300	5.000000	1013.000	---	645.000
6	2	52.800	5.000000	1682.000	---	178.000
7	2	90.100	5.000000	1367.000	---	171.000
8	1	86.200	5.000000	---	---	251.000
9	2	94.800	5.000000	908.000	---	307.000
10	2	66.500	5.000000	972.000	---	415.000
11	3	60.800	5.000000	1555.000	1769.000	440.000
12	2	69.200	5.000000	1364.000	---	408.000
13	2	82.600	5.000000	1077.000	---	86.000
14	3	89.600	5.000000	934.000	1096.000	215.000
15	2	87.700	5.000000	958.000	---	272.000
16	2	74.300	5.000000	1246.000	---	576.000
17	1	98.600	5.000000	---	---	262.000
18	3	82.600	5.000000	1172.000	1322.000	628.000

Detailed Results for Radar Type 5_Trial 11

Burst	No. of Pulses	Pulse Width (µs)	Chirp Width (MHz)	Pulse 1-to-2 Spacing (µs)	Pulse 2-to-3 Spacing (µs)	Starting Location Within Interval (µs)
1	2	97.500	12.000000	1544.000	---	99.000
2	2	65.600	12.000000	1375.000	---	550.000
3	1	68.300	12.000000	---	---	550.000
4	3	50.300	12.000000	1878.000	1651.000	1131.000
5	3	51.700	12.000000	975.000	1518.000	102.000
6	3	57.200	12.000000	1700.000	1447.000	1041.000
7	2	98.400	12.000000	1637.000	---	130.000
8	3	58.900	12.000000	1602.000	1161.000	38.000
9	2	60.100	12.000000	984.000	---	333.000

Detailed Results for Radar Type 5_Trial 12

Burst	No. of Pulses	Pulse Width (µs)	Chirp Width (MHz)	Pulse 1-to-2 Spacing (µs)	Pulse 2-to-3 Spacing (µs)	Starting Location Within Interval (µs)
1	2	55.900	14.000000	1883.000	---	1025.000
2	2	64.100	14.000000	1710.000	---	849.000
3	2	77.200	14.000000	1650.000	---	136.000
4	2	96.600	14.000000	1520.000	---	468.000
5	2	98.000	14.000000	923.000	---	376.000
6	2	66.700	14.000000	1462.000	---	705.000
7	3	66.400	14.000000	1003.000	1192.000	1416.000
8	2	57.000	14.000000	1038.000	---	240.000

Detailed Results for Radar Type 5_Trial 13

Burst	No. of Pulses	Pulse Width (µs)	Chirp Width (MHz)	Pulse 1-to-2 Spacing (µs)	Pulse 2-to-3 Spacing (µs)	Starting Location Within Interval (µs)
1	1	93.100	11.000000	---	---	422.000
2	3	61.300	11.000000	1194.000	1086.000	738.000
3	3	57.000	11.000000	1918.000	1102.000	523.000
4	3	91.800	11.000000	1588.000	1798.000	874.000
5	3	88.600	11.000000	1491.000	1061.000	748.000
6	3	62.400	11.000000	1019.000	1144.000	525.000
7	3	88.000	11.000000	1259.000	1713.000	641.000
8	2	77.700	11.000000	1025.000	---	383.000
9	1	51.800	11.000000	---	---	554.000
10	1	55.900	11.000000	---	---	939.000
11	3	63.700	11.000000	1503.000	1789.000	182.000

Detailed Results for Radar Type 5_Trial 14

Burst	No. of Pulses	Pulse Width (µs)	Chirp Width (MHz)	Pulse 1-to-2 Spacing (µs)	Pulse 2-to-3 Spacing (µs)	Starting Location Within Interval (µs)
1	2	77.900	16.000000	1250.000	---	478.000
2	2	69.500	16.000000	1007.000	---	962.000
3	2	74.500	16.000000	1631.000	---	657.000
4	1	93.900	16.000000	---	---	564.000
5	2	55.400	16.000000	949.000	---	59.000
6	3	50.400	16.000000	1162.000	1396.000	565.000
7	1	68.600	16.000000	---	---	732.000
8	3	88.700	16.000000	1750.000	1835.000	872.000
9	2	54.900	16.000000	1869.000	---	32.000
10	3	51.000	16.000000	970.000	1344.000	750.000
11	3	86.500	16.000000	1599.000	1682.000	364.000

Detailed Results for Radar Type 5_Trial 15

Burst	No. of Pulses	Pulse Width (µs)	Chirp Width (MHz)	Pulse 1-to-2 Spacing (µs)	Pulse 2-to-3 Spacing (µs)	Starting Location Within Interval (µs)
1	2	69.200	20.000000	1589.000	---	608.000
2	2	96.300	20.000000	1096.000	---	1107.000
3	2	65.100	20.000000	973.000	---	1251.000
4	3	82.700	20.000000	1229.000	1116.000	442.000
5	1	86.700	20.000000	---	---	528.000
6	1	50.500	20.000000	---	---	261.000
7	2	74.700	20.000000	1296.000	---	317.000
8	1	58.000	20.000000	---	---	131.000
9	3	82.600	20.000000	1463.000	985.000	1132.000

Detailed Results for Radar Type 5_Trial 16

Burst	No. of Pulses	Pulse Width (µs)	Chirp Width (MHz)	Pulse 1-to-2 Spacing (µs)	Pulse 2-to-3 Spacing (µs)	Starting Location Within Interval (µs)
1	3	68.400	12.000000	1658.000	1189.000	811.000
2	3	79.800	12.000000	1645.000	1732.000	1059.000
3	1	86.100	12.000000	---	---	970.000
4	1	83.200	12.000000	---	---	765.000
5	1	97.500	12.000000	---	---	1117.000
6	2	51.300	12.000000	1708.000	---	559.000
7	3	77.900	12.000000	1276.000	1521.000	253.000
8	3	80.800	12.000000	1804.000	959.000	563.000
9	2	82.100	12.000000	1443.000	---	169.000
10	3	65.000	12.000000	1848.000	1035.000	156.000

Detailed Results for Radar Type 5_Trial 17

Burst	No. of Pulses	Pulse Width (µs)	Chirp Width (MHz)	Pulse 1-to-2 Spacing (µs)	Pulse 2-to-3 Spacing (µs)	Starting Location Within Interval (µs)
1	3	86.900	18.000000	1072.000	1743.000	270.000
2	3	81.200	18.000000	1473.000	1232.000	993.000
3	3	100.000	18.000000	1838.000	1883.000	1083.000
4	1	65.400	18.000000	---	---	815.000
5	3	80.200	18.000000	1355.000	1538.000	799.000
6	3	96.500	18.000000	1759.000	1784.000	72.000
7	3	80.300	18.000000	1386.000	1646.000	426.000
8	2	81.600	18.000000	1787.000	---	878.000

Detailed Results for Radar Type 5_Trial 18

Burst	No. of Pulses	Pulse Width (µs)	Chirp Width (MHz)	Pulse 1-to-2 Spacing (µs)	Pulse 2-to-3 Spacing (µs)	Starting Location Within Interval (µs)
1	1	70.600	15.000000	---	---	302.000
2	1	74.700	15.000000	---	---	299.000
3	1	63.600	15.000000	---	---	82.000
4	2	52.100	15.000000	1812.000	---	536.000
5	1	97.500	15.000000	---	---	395.000
6	2	96.300	15.000000	1335.000	---	250.000
7	3	70.800	15.000000	1052.000	1243.000	462.000
8	3	59.600	15.000000	1059.000	1550.000	477.000
9	3	99.200	15.000000	1633.000	1572.000	254.000
10	1	53.300	15.000000	---	---	33.000
11	3	98.600	15.000000	1526.000	1428.000	564.000
12	3	89.300	15.000000	1017.000	1662.000	221.000
13	1	62.700	15.000000	---	---	248.000
14	2	70.400	15.000000	1855.000	---	232.000
15	3	61.400	15.000000	1444.000	1073.000	470.000
16	1	76.000	15.000000	---	---	441.000
17	2	90.800	15.000000	1164.000	---	195.000
18	3	65.200	15.000000	1246.000	1582.000	246.000
19	3	74.700	15.000000	928.000	1671.000	194.000
20	2	75.100	15.000000	989.000	---	83.000

Detailed Results for Radar Type 5_Trial 19

Burst	No. of Pulses	Pulse Width (µs)	Chirp Width (MHz)	Pulse 1-to-2 Spacing (µs)	Pulse 2-to-3 Spacing (µs)	Starting Location Within Interval (µs)
1	3	52.300	11.000000	1799.000	1297.000	737.000
2	3	53.600	11.000000	1397.000	1860.000	189.000
3	1	59.200	11.000000	---	---	495.000
4	3	54.300	11.000000	1885.000	1319.000	152.000
5	1	75.600	11.000000	---	---	76.000
6	1	52.900	11.000000	---	---	190.000
7	1	97.700	11.000000	---	---	195.000
8	2	50.200	11.000000	1276.000	---	604.000
9	3	95.000	11.000000	1526.000	1582.000	267.000
10	3	77.500	11.000000	1494.000	1729.000	842.000
11	1	66.900	11.000000	---	---	144.000
12	2	96.100	11.000000	1441.000	---	435.000
13	3	62.500	11.000000	1037.000	1474.000	262.000
14	2	53.100	11.000000	1278.000	---	525.000

Detailed Results for Radar Type 5_Trial 20

Burst	No. of Pulses	Pulse Width (µs)	Chirp Width (MHz)	Pulse 1-to-2 Spacing (µs)	Pulse 2-to-3 Spacing (µs)	Starting Location Within Interval (µs)
1	3	97.300	12.000000	1764.000	1049.000	85.000
2	1	83.400	12.000000	---	---	882.000
3	1	94.700	12.000000	---	---	903.000
4	2	60.100	12.000000	1023.000	---	878.000
5	2	54.600	12.000000	1385.000	---	1271.000
6	3	88.100	12.000000	1088.000	1048.000	932.000
7	3	90.200	12.000000	1799.000	1142.000	226.000
8	3	63.400	12.000000	1149.000	971.000	1426.000

Detailed Results for Radar Type 5_Trial 21

Burst	No. of Pulses	Pulse Width (µs)	Chirp Width (MHz)	Pulse 1-to-2 Spacing (µs)	Pulse 2-to-3 Spacing (µs)	Starting Location Within Interval (µs)
1	2	79.600	17.000000	1029.000	---	270.000
2	1	90.200	17.000000	---	---	580.000
3	3	66.100	17.000000	1312.000	1766.000	86.000
4	1	95.200	17.000000	---	---	92.000
5	2	76.300	17.000000	1238.000	---	368.000
6	2	75.800	17.000000	1106.000	---	165.000
7	3	50.700	17.000000	1312.000	1580.000	377.000
8	3	56.300	17.000000	1837.000	1154.000	323.000
9	3	56.100	17.000000	1061.000	1394.000	400.000
10	3	81.200	17.000000	1582.000	1379.000	405.000
11	2	89.700	17.000000	1845.000	---	506.000
12	1	97.800	17.000000	---	---	331.000
13	1	75.700	17.000000	---	---	430.000
14	3	50.200	17.000000	1237.000	1653.000	544.000
15	2	52.000	17.000000	1729.000	---	339.000
16	2	69.400	17.000000	1603.000	---	44.000
17	2	67.500	17.000000	1168.000	---	521.000
18	2	98.100	17.000000	958.000	---	384.000
19	3	63.600	17.000000	1260.000	1640.000	194.000

Detailed Results for Radar Type 5_Trial 22

Burst	No. of Pulses	Pulse Width (µs)	Chirp Width (MHz)	Pulse 1-to-2 Spacing (µs)	Pulse 2-to-3 Spacing (µs)	Starting Location Within Interval (µs)
1	3	61.700	11.000000	1264.000	1572.000	640.000
2	3	82.600	11.000000	923.000	1387.000	439.000
3	2	74.800	11.000000	1230.000	---	16.000
4	2	77.700	11.000000	1544.000	---	613.000
5	1	80.400	11.000000	---	---	213.000
6	3	88.700	11.000000	1316.000	1461.000	568.000
7	3	78.100	11.000000	1065.000	1167.000	387.000
8	2	56.600	11.000000	1454.000	---	647.000
9	1	63.600	11.000000	---	---	285.000
10	2	73.100	11.000000	1369.000	---	189.000
11	2	67.900	11.000000	994.000	---	165.000
12	2	76.500	11.000000	1164.000	---	480.000
13	1	63.700	11.000000	---	---	28.000
14	2	70.100	11.000000	1823.000	---	516.000
15	2	90.400	11.000000	1694.000	---	561.000
16	2	87.700	11.000000	1528.000	---	420.000
17	3	77.700	11.000000	1339.000	1407.000	61.000
18	1	81.300	11.000000	---	---	67.000

Detailed Results for Radar Type 5_Trial 23

Burst	No. of Pulses	Pulse Width (µs)	Chirp Width (MHz)	Pulse 1-to-2 Spacing (µs)	Pulse 2-to-3 Spacing (µs)	Starting Location Within Interval (µs)
1	3	76.300	6.000000	1673.000	1870.000	757.000
2	1	85.600	6.000000	---	---	712.000
3	2	87.400	6.000000	1495.000	---	427.000
4	2	67.800	6.000000	1430.000	---	153.000
5	1	80.900	6.000000	---	---	197.000
6	1	80.300	6.000000	---	---	160.000
7	3	86.500	6.000000	1329.000	1212.000	509.000
8	1	96.300	6.000000	---	---	828.000
9	1	80.800	6.000000	---	---	306.000
10	2	74.900	6.000000	1636.000	---	609.000
11	3	60.400	6.000000	1278.000	1394.000	269.000
12	3	57.300	6.000000	1719.000	999.000	826.000
13	2	64.800	6.000000	1378.000	---	41.000
14	2	66.600	6.000000	933.000	---	631.000

Detailed Results for Radar Type 5_Trial 24

Burst	No. of Pulses	Pulse Width (µs)	Chirp Width (MHz)	Pulse 1-to-2 Spacing (µs)	Pulse 2-to-3 Spacing (µs)	Starting Location Within Interval (µs)
1	1	93.600	5.000000	---	---	12.000
2	3	75.700	5.000000	1082.000	1831.000	391.000
3	1	78.600	5.000000	---	---	945.000
4	3	97.800	5.000000	1410.000	1227.000	166.000
5	2	90.700	5.000000	1124.000	---	67.000
6	2	98.300	5.000000	1313.000	---	512.000
7	3	72.800	5.000000	1011.000	1020.000	645.000
8	3	73.700	5.000000	1726.000	1553.000	442.000
9	1	90.200	5.000000	---	---	22.000
10	1	62.700	5.000000	---	---	746.000
11	3	83.300	5.000000	1501.000	1874.000	837.000
12	3	80.000	5.000000	1591.000	1770.000	458.000

Detailed Results for Radar Type 5_Trial 25

Burst	No. of Pulses	Pulse Width (µs)	Chirp Width (MHz)	Pulse 1-to-2 Spacing (µs)	Pulse 2-to-3 Spacing (µs)	Starting Location Within Interval (µs)
1	2	97.100	19.000000	1539.000	---	378.000
2	2	62.500	19.000000	1931.000	---	586.000
3	3	85.200	19.000000	1860.000	942.000	473.000
4	2	57.800	19.000000	1401.000	---	394.000
5	1	72.100	19.000000	---	---	254.000
6	1	92.700	19.000000	---	---	242.000
7	2	56.200	19.000000	1405.000	---	411.000
8	3	54.300	19.000000	1382.000	1712.000	591.000
9	3	88.200	19.000000	1026.000	1680.000	17.000
10	3	68.200	19.000000	1051.000	1804.000	269.000
11	2	91.600	19.000000	1080.000	---	315.000
12	2	94.700	19.000000	1056.000	---	501.000
13	2	60.900	19.000000	1566.000	---	227.000
14	2	57.700	19.000000	1345.000	---	332.000
15	2	80.500	19.000000	1002.000	---	131.000
16	1	78.700	19.000000	---	---	51.000
17	2	95.800	19.000000	1851.000	---	346.000
18	3	74.500	19.000000	1430.000	1097.000	108.000
19	3	65.700	19.000000	1155.000	1430.000	508.000

Detailed Results for Radar Type 5_Trial 26

Burst	No. of Pulses	Pulse Width (µs)	Chirp Width (MHz)	Pulse 1-to-2 Spacing (µs)	Pulse 2-to-3 Spacing (µs)	Starting Location Within Interval (µs)
1	2	51.000	9.000000	1731.000	---	259.000
2	2	69.300	9.000000	1762.000	---	617.000
3	1	94.600	9.000000	---	---	379.000
4	2	65.100	9.000000	1536.000	---	103.000
5	3	51.100	9.000000	1546.000	1400.000	650.000
6	2	86.100	9.000000	1619.000	---	221.000
7	1	80.000	9.000000	---	---	44.000
8	1	60.800	9.000000	---	---	384.000
9	3	56.200	9.000000	1627.000	1397.000	126.000
10	1	99.700	9.000000	---	---	20.000
11	1	84.000	9.000000	---	---	411.000
12	3	83.100	9.000000	1223.000	1586.000	232.000
13	1	50.900	9.000000	---	---	179.000
14	1	53.200	9.000000	---	---	48.000
15	2	71.800	9.000000	1079.000	---	692.000
16	2	66.300	9.000000	1893.000	---	503.000
17	2	51.200	9.000000	1362.000	---	455.000

Detailed Results for Radar Type 5_Trial 27

Burst	No. of Pulses	Pulse Width (µs)	Chirp Width (MHz)	Pulse 1-to-2 Spacing (µs)	Pulse 2-to-3 Spacing (µs)	Starting Location Within Interval (µs)
1	2	74.800	8.000000	1894.000	---	41.000
2	2	95.100	8.000000	1815.000	---	443.000
3	1	95.500	8.000000	---	---	663.000
4	2	87.500	8.000000	1259.000	---	156.000
5	3	86.300	8.000000	947.000	1761.000	185.000
6	1	90.900	8.000000	---	---	246.000
7	2	51.800	8.000000	1879.000	---	166.000
8	1	92.100	8.000000	---	---	203.000
9	3	83.800	8.000000	1477.000	1851.000	570.000
10	1	51.500	8.000000	---	---	48.000
11	1	60.400	8.000000	---	---	1.000
12	3	95.800	8.000000	934.000	1424.000	382.000
13	2	79.200	8.000000	1808.000	---	537.000
14	3	79.500	8.000000	1300.000	1192.000	323.000
15	1	83.200	8.000000	---	---	343.000
16	2	98.800	8.000000	1791.000	---	560.000
17	2	50.800	8.000000	1866.000	---	659.000

Detailed Results for Radar Type 5_Trial 28

Burst	No. of Pulses	Pulse Width (µs)	Chirp Width (MHz)	Pulse 1-to-2 Spacing (µs)	Pulse 2-to-3 Spacing (µs)	Starting Location Within Interval (µs)
1	2	52.400	9.000000	974.000	---	609.000
2	2	55.800	9.000000	1319.000	---	738.000
3	2	58.000	9.000000	1056.000	---	899.000
4	2	50.700	9.000000	975.000	---	575.000
5	1	54.600	9.000000	---	---	73.000
6	2	82.900	9.000000	1205.000	---	107.000
7	2	51.100	9.000000	991.000	---	451.000
8	2	94.700	9.000000	1862.000	---	331.000
9	2	65.500	9.000000	1034.000	---	871.000
10	2	62.000	9.000000	1226.000	---	12.000
11	3	65.600	9.000000	1015.000	1040.000	157.000
12	2	54.800	9.000000	1350.000	---	641.000
13	2	68.900	9.000000	1496.000	---	791.000

Detailed Results for Radar Type 5_Trial 29

Burst	No. of Pulses	Pulse Width (µs)	Chirp Width (MHz)	Pulse 1-to-2 Spacing (µs)	Pulse 2-to-3 Spacing (µs)	Starting Location Within Interval (µs)
1	2	78.100	10.000000	1102.000	---	160.000
2	2	51.400	10.000000	957.000	---	633.000
3	3	85.200	10.000000	1076.000	1386.000	363.000
4	1	96.300	10.000000	---	---	992.000
5	1	67.200	10.000000	---	---	751.000
6	3	68.900	10.000000	1284.000	1725.000	149.000
7	2	75.900	10.000000	958.000	---	690.000
8	2	87.000	10.000000	1715.000	---	512.000
9	1	88.500	10.000000	---	---	611.000
10	3	61.000	10.000000	1333.000	1179.000	361.000
11	1	57.000	10.000000	---	---	214.000
12	2	55.900	10.000000	1656.000	---	643.000

Detailed Results for Radar Type 5_Trial 30

Burst	No. of Pulses	Pulse Width (µs)	Chirp Width (MHz)	Pulse 1-to-2 Spacing (µs)	Pulse 2-to-3 Spacing (µs)	Starting Location Within Interval (µs)
1	2	52.100	18.000000	1215.000	---	17.000
2	3	99.800	18.000000	1736.000	1673.000	148.000
3	2	53.200	18.000000	1233.000	---	12.000
4	1	87.200	18.000000	---	---	540.000
5	2	75.200	18.000000	975.000	---	618.000
6	3	63.600	18.000000	1614.000	1448.000	732.000
7	2	61.200	18.000000	1118.000	---	137.000
8	2	86.400	18.000000	1014.000	---	331.000
9	2	79.400	18.000000	1910.000	---	737.000
10	2	84.300	18.000000	1126.000	---	48.000
11	2	81.500	18.000000	1345.000	---	288.000
12	3	81.300	18.000000	1810.000	952.000	529.000
13	2	94.900	18.000000	1306.000	---	612.000
14	3	69.600	18.000000	1632.000	1730.000	692.000
15	3	73.300	18.000000	1015.000	1552.000	317.000
16	3	93.100	18.000000	1179.000	1533.000	7.000

Detailed Results for Radar Type 6:

Trial Number	Pulse Width (µs)	PRI (µs)	No. of Pulses	Pulses Detected
1	1.000	300.000	9	Yes
2	1.000	300.000	9	Yes
3	1.000	300.000	9	Yes
4	1.000	300.000	9	Yes
5	1.000	300.000	9	Yes
6	1.000	300.000	9	Yes
7	1.000	300.000	9	Yes
8	1.000	300.000	9	Yes
9	1.000	300.000	9	Yes
10	1.000	300.000	9	Yes
11	1.000	300.000	9	Yes
12	1.000	300.000	9	Yes
13	1.000	300.000	9	Yes
14	1.000	300.000	9	Yes
15	1.000	300.000	9	Yes
16	1.000	300.000	9	Yes
17	1.000	300.000	9	Yes
18	1.000	300.000	9	Yes
19	1.000	300.000	9	Yes
20	1.000	300.000	9	Yes
21	1.000	300.000	9	Yes
22	1.000	300.000	9	Yes
23	1.000	300.000	9	Yes
24	1.000	300.000	9	Yes
25	1.000	300.000	9	Yes
26	1.000	300.000	9	Yes
27	1.000	300.000	9	Yes
28	1.000	300.000	9	Yes
29	1.000	300.000	9	Yes
30	1.000	300.000	9	Yes

Bandwidth: 80 MHz
Test Channel: Channel 58 (5290 MHz)
Radar Type: 1 to 6.
DFS Detection Threshold: -64 dBm
Radar Burst Level: -63 dBm (Radar Burst with a level equal to the DFS Detection Threshold + 1dB)
Operation Mode: Data transfer continuously with lperf UDP protocol.

DUT Frequency (MHz)	Radar Type No.	Detection count	Percentage of Detection Px	Detection Limit
5290.000000	1	29 of 30	96.66%	60.0 %
5290.000000	2	30 of 30	100.00%	60.0 %
5290.000000	3	30 of 30	100.00%	60.0 %
5290.000000	4	30 of 30	100.00%	60.0 %
5290.000000	Aggregate (Radar Type 1 to 4)	-	0.00%	80.0 %
5290.000000	5	30 of 30	100.00%	80.0 %
5290.000000	6	30 of 30	100.00%	70.0 %

Measurement Uncertainty ≤ 0.01 %

Verdict: PASS

Detailed Results for Radar Type 1:

Trial Number	Random Trial used	Pulse Width (µs)	PRI (µs)	No. of Pulses	Pulses Detected
1	20	1.000	898.000	59	Yes
2	22	1.000	938.000	57	Yes
3	37	1.000	1791.000	30	Yes
4	3	1.000	558.000	95	Yes
5	31	1.000	1205.000	44	Yes
6	10	1.000	698.000	76	Yes
7	27	1.000	815.000	65	Yes
8	34	1.000	1498.000	36	Yes
9	24	1.000	522.000	102	Yes
10	30	1.000	1108.000	48	Yes
11	38	1.000	1888.000	28	Yes
12	44	1.000	2474.000	22	Yes
13	2	1.000	538.000	99	Yes
14	42	1.000	2279.000	24	Yes
15	43	1.000	2376.000	23	Yes
16	45	1.000	2572.000	21	Yes
17	7	1.000	638.000	83	Yes
18	23	1.000	3066.000	18	Yes
19	28	1.000	912.000	58	Yes
20	13	1.000	758.000	70	No
21	26	1.000	717.000	74	Yes
22	19	1.000	878.000	61	Yes
23	35	1.000	1596.000	34	Yes
24	25	1.000	620.000	86	Yes
25	49	1.000	2962.000	18	Yes
26	46	1.000	2669.000	20	Yes
27	1	1.000	518.000	102	Yes
28	15	1.000	798.000	67	Yes
29	40	1.000	2084.000	26	Yes
30	14	1.000	778.000	68	Yes

Detailed Results for Radar Type 2:

Trial Number	Random Trial used	Pulse Width (µs)	PRI (µs)	No. of Pulses	Pulses Detected
1	48	4.200	227.000	24	Yes
2	13	2.200	193.000	24	Yes
3	2	4.500	191.000	23	Yes
4	42	2.500	215.000	28	Yes
5	31	4.000	154.000	28	Yes
6	20	1.200	185.000	25	Yes
7	12	3.100	182.000	28	Yes
8	45	3.200	227.000	29	Yes
9	17	4.500	213.000	23	Yes
10	39	4.900	163.000	23	Yes
11	5	3.500	226.000	26	Yes
12	40	3.600	230.000	27	Yes
13	21	3.600	193.000	28	Yes
14	28	1.700	216.000	27	Yes
15	36	3.200	200.000	28	Yes
16	7	1.400	185.000	27	Yes
17	30	4.200	173.000	25	Yes
18	18	2.000	153.000	24	Yes
19	23	3.800	187.000	28	Yes
20	1	3.400	168.000	25	Yes
21	8	2.600	175.000	26	Yes
22	47	3.400	213.000	27	Yes
23	44	3.500	167.000	29	Yes
24	4	4.700	200.000	23	Yes
25	9	3.900	212.000	27	Yes
26	33	2.100	228.000	28	Yes
27	43	4.100	153.000	24	Yes
28	15	2.200	180.000	29	Yes
29	3	5.000	192.000	23	Yes
30	27	2.700	199.000	29	Yes

Detailed Results for Radar Type 3

Trial Number	Random Trial used	Pulse Width (µs)	PRI (µs)	No. of Pulses	Pulses Detected
1	14	6.600	455.000	16	Yes
2	13	8.400	343.000	17	Yes
3	38	6.300	476.000	17	Yes
4	41	7.700	467.000	16	Yes
5	36	9.800	494.000	17	Yes
6	47	9.800	250.000	17	Yes
7	2	7.500	211.000	17	Yes
8	28	9.800	316.000	17	Yes
9	46	8.500	349.000	17	Yes
10	15	8.100	436.000	17	Yes
11	50	7.700	206.000	17	Yes
12	19	9.600	336.000	18	Yes
13	33	9.000	430.000	18	Yes
14	21	8.100	204.000	17	Yes
15	11	9.000	500.000	16	Yes
16	32	8.700	356.000	18	Yes
17	34	6.400	477.000	17	Yes
18	42	8.600	493.000	17	Yes
19	12	8.000	463.000	17	Yes
20	40	7.400	271.000	17	Yes
21	44	7.100	457.000	16	Yes
22	27	6.600	301.000	17	Yes
23	43	6.700	398.000	17	Yes
24	23	9.700	256.000	16	Yes
25	29	9.900	446.000	17	Yes
26	10	9.800	206.000	17	Yes
27	9	6.300	454.000	17	Yes
28	1	8.000	494.000	18	Yes
29	26	9.200	497.000	17	Yes
30	37	7.500	217.000	17	Yes

Detailed Results for Radar Type 4:

Trial Number	Random Trial used	Pulse Width (µs)	PRI (µs)	No. of Pulses	Pulses Detected
1	20	12.300	438.000	13	Yes
2	10	14.200	351.000	12	Yes
3	37	18.100	200.000	15	Yes
4	34	17.300	366.000	14	Yes
5	7	18.600	236.000	12	Yes
6	32	12.600	293.000	15	Yes
7	27	15.600	303.000	13	Yes
8	45	16.700	419.000	16	Yes
9	42	18.500	208.000	14	Yes
10	43	15.800	410.000	15	Yes
11	5	14.100	478.000	15	Yes
12	39	12.400	217.000	14	Yes
13	46	15.300	488.000	14	Yes
14	6	18.500	499.000	13	Yes
15	14	16.600	212.000	16	Yes
16	35	12.600	268.000	13	Yes
17	11	14.900	223.000	12	Yes
18	36	12.500	413.000	14	Yes
19	12	16.000	461.000	13	Yes
20	28	13.000	309.000	14	Yes
21	18	15.600	420.000	15	Yes
22	19	15.700	403.000	16	Yes
23	15	14.700	324.000	13	Yes
24	38	15.500	451.000	15	Yes
25	23	18.300	265.000	14	Yes
26	31	14.400	266.000	14	Yes
27	17	17.100	308.000	15	Yes
28	8	14.100	283.000	15	Yes
29	13	16.000	485.000	14	Yes
30	44	17.900	458.000	14	Yes

Detailed Results for Radar Type 5:

Trial Number	Random Trial used	Pulses Detected	Comment
1	43	Yes	For detailed burst data see separate table Type5_Trial1
2	17	Yes	For detailed burst data see separate table Type5_Trial2
3	3	Yes	For detailed burst data see separate table Type5_Trial3
4	9	Yes	For detailed burst data see separate table Type5_Trial4
5	10	Yes	For detailed burst data see separate table Type5_Trial5
6	47	Yes	For detailed burst data see separate table Type5_Trial6
7	45	Yes	For detailed burst data see separate table Type5_Trial7
8	49	Yes	For detailed burst data see separate table Type5_Trial8
9	34	Yes	For detailed burst data see separate table Type5_Trial9
10	13	Yes	For detailed burst data see separate table Type5_Trial10
11	2	Yes	For detailed burst data see separate table Type5_Trial11
12	18	Yes	For detailed burst data see separate table Type5_Trial12
13	37	Yes	For detailed burst data see separate table Type5_Trial13
14	22	Yes	For detailed burst data see separate table Type5_Trial14
15	20	Yes	For detailed burst data see separate table Type5_Trial15
16	46	Yes	For detailed burst data see separate table Type5_Trial16
17	27	Yes	For detailed burst data see separate table Type5_Trial17
18	38	Yes	For detailed burst data see separate table Type5_Trial18
19	39	Yes	For detailed burst data see separate table Type5_Trial19
20	50	Yes	For detailed burst data see separate table Type5_Trial20
21	30	Yes	For detailed burst data see separate table Type5_Trial21
22	35	Yes	For detailed burst data see separate table Type5_Trial22
23	12	Yes	For detailed burst data see separate table Type5_Trial23
24	41	Yes	For detailed burst data see separate table Type5_Trial24
25	24	Yes	For detailed burst data see separate table Type5_Trial25
26	28	Yes	For detailed burst data see separate table Type5_Trial26
27	25	Yes	For detailed burst data see separate table Type5_Trial27
28	40	Yes	For detailed burst data see separate table Type5_Trial28
29	32	Yes	For detailed burst data see separate table Type5_Trial29
30	33	Yes	For detailed burst data see separate table Type5_Trial30

Detailed Results for Radar Type 5_Trial 1

Burst	No. of Pulses	Pulse Width (µs)	Chirp Width (MHz)	Pulse 1-to-2 Spacing (µs)	Pulse 2-to-3 Spacing (µs)	Starting Location Within Interval (µs)
1	3	92.800	10.000000	1307.000	1195.000	177.000
2	2	69.200	10.000000	1264.000	---	1014.000
3	2	63.000	10.000000	1830.000	---	875.000
4	1	58.400	10.000000	---	---	470.000
5	2	74.900	10.000000	1531.000	---	184.000
6	2	76.000	10.000000	1488.000	---	679.000
7	2	50.500	10.000000	1360.000	---	296.000
8	1	82.500	10.000000	---	---	645.000
9	3	58.800	10.000000	1168.000	1620.000	345.000
10	2	70.900	10.000000	1468.000	---	205.000
11	1	72.700	10.000000	---	---	702.000

Detailed Results for Radar Type 5_Trial 2

Burst	No. of Pulses	Pulse Width (µs)	Chirp Width (MHz)	Pulse 1-to-2 Spacing (µs)	Pulse 2-to-3 Spacing (µs)	Starting Location Within Interval (µs)
1	1	93.100	11.000000	---	---	422.000
2	3	61.300	11.000000	1194.000	1086.000	738.000
3	3	57.000	11.000000	1918.000	1102.000	523.000
4	3	91.800	11.000000	1588.000	1798.000	874.000
5	3	88.600	11.000000	1491.000	1061.000	748.000
6	3	62.400	11.000000	1019.000	1144.000	525.000
7	3	88.000	11.000000	1259.000	1713.000	641.000
8	2	77.700	11.000000	1025.000	---	383.000
9	1	51.800	11.000000	---	---	554.000
10	1	55.900	11.000000	---	---	939.000
11	3	63.700	11.000000	1503.000	1789.000	182.000

Detailed Results for Radar Type 5_Trial 3

Burst	No. of Pulses	Pulse Width (µs)	Chirp Width (MHz)	Pulse 1-to-2 Spacing (µs)	Pulse 2-to-3 Spacing (µs)	Starting Location Within Interval (µs)
1	2	54.600	13.000000	1482.000	---	997.000
2	3	58.000	13.000000	1111.000	999.000	712.000
3	3	63.400	13.000000	1268.000	1709.000	269.000
4	3	67.400	13.000000	1035.000	1498.000	377.000
5	3	70.200	13.000000	1122.000	999.000	381.000
6	1	92.500	13.000000	---	---	942.000
7	3	63.900	13.000000	1233.000	1239.000	49.000
8	1	67.700	13.000000	---	---	121.000
9	2	74.700	13.000000	1791.000	---	596.000
10	2	98.000	13.000000	1740.000	---	602.000

Detailed Results for Radar Type 5_Trial 4

Burst	No. of Pulses	Pulse Width (µs)	Chirp Width (MHz)	Pulse 1-to-2 Spacing (µs)	Pulse 2-to-3 Spacing (µs)	Starting Location Within Interval (µs)
1	2	70.500	17.000000	956.000	---	247.000
2	3	85.800	17.000000	1726.000	1051.000	659.000
3	2	67.600	17.000000	1910.000	---	383.000
4	2	97.900	17.000000	1794.000	---	123.000
5	3	55.000	17.000000	1798.000	1000.000	48.000
6	2	55.900	17.000000	1322.000	---	464.000
7	3	53.400	17.000000	1270.000	1431.000	347.000
8	2	88.300	17.000000	1417.000	---	544.000
9	2	95.600	17.000000	1228.000	---	453.000
10	2	70.400	17.000000	1039.000	---	291.000
11	2	53.000	17.000000	1860.000	---	689.000
12	1	80.600	17.000000	---	---	628.000
13	3	67.000	17.000000	1382.000	1724.000	487.000
14	2	67.300	17.000000	1895.000	---	682.000
15	2	63.100	17.000000	1171.000	---	343.000
16	2	79.400	17.000000	1369.000	---	186.000

Detailed Results for Radar Type 5_Trial 5

Burst	No. of Pulses	Pulse Width (µs)	Chirp Width (MHz)	Pulse 1-to-2 Spacing (µs)	Pulse 2-to-3 Spacing (µs)	Starting Location Within Interval (µs)
1	3	64.900	8.000000	1505.000	942.000	403.000
2	2	74.300	8.000000	1789.000	---	177.000
3	3	70.800	8.000000	1084.000	1077.000	477.000
4	2	89.800	8.000000	1727.000	---	39.000
5	2	93.800	8.000000	1220.000	---	581.000
6	3	71.300	8.000000	1699.000	1079.000	519.000
7	2	73.200	8.000000	1306.000	---	9.000
8	2	78.200	8.000000	1010.000	---	72.000
9	3	65.600	8.000000	1443.000	1201.000	152.000
10	2	80.300	8.000000	1521.000	---	187.000
11	1	53.000	8.000000	---	---	669.000
12	2	97.600	8.000000	1808.000	---	558.000
13	2	69.000	8.000000	1583.000	---	502.000
14	3	98.300	8.000000	1282.000	1548.000	356.000
15	3	58.000	8.000000	1058.000	1448.000	179.000
16	2	53.300	8.000000	993.000	---	253.000
17	2	78.600	8.000000	1265.000	---	413.000

Detailed Results for Radar Type 5_Trial 6

Burst	No. of Pulses	Pulse Width (µs)	Chirp Width (MHz)	Pulse 1-to-2 Spacing (µs)	Pulse 2-to-3 Spacing (µs)	Starting Location Within Interval (µs)
1	3	53.000	16.000000	1731.000	1776.000	102.000
2	2	61.000	16.000000	988.000	---	570.000
3	1	59.900	16.000000	---	---	566.000
4	1	85.500	16.000000	---	---	213.000
5	3	94.800	16.000000	1100.000	1674.000	103.000
6	3	81.600	16.000000	979.000	1275.000	44.000
7	1	57.300	16.000000	---	---	498.000
8	2	93.800	16.000000	999.000	---	772.000
9	2	75.100	16.000000	1593.000	---	686.000
10	3	96.400	16.000000	1515.000	1372.000	320.000
11	2	59.600	16.000000	1224.000	---	9.000
12	2	69.600	16.000000	1553.000	---	192.000
13	1	84.300	16.000000	---	---	102.000
14	3	70.600	16.000000	1234.000	961.000	644.000
15	1	97.700	16.000000	---	---	436.000

Detailed Results for Radar Type 5_Trial 7

Burst	No. of Pulses	Pulse Width (µs)	Chirp Width (MHz)	Pulse 1-to-2 Spacing (µs)	Pulse 2-to-3 Spacing (µs)	Starting Location Within Interval (µs)
1	2	52.400	9.000000	974.000	---	609.000
2	2	55.800	9.000000	1319.000	---	738.000
3	2	58.000	9.000000	1056.000	---	899.000
4	2	50.700	9.000000	975.000	---	575.000
5	1	54.600	9.000000	---	---	73.000
6	2	82.900	9.000000	1205.000	---	107.000
7	2	51.100	9.000000	991.000	---	451.000
8	2	94.700	9.000000	1862.000	---	331.000
9	2	65.500	9.000000	1034.000	---	871.000
10	2	62.000	9.000000	1226.000	---	12.000
11	3	65.600	9.000000	1015.000	1040.000	157.000
12	2	54.800	9.000000	1350.000	---	641.000
13	2	68.900	9.000000	1496.000	---	791.000

Detailed Results for Radar Type 5_Trial 8

Burst	No. of Pulses	Pulse Width (µs)	Chirp Width (MHz)	Pulse 1-to-2 Spacing (µs)	Pulse 2-to-3 Spacing (µs)	Starting Location Within Interval (µs)
1	2	69.400	19.000000	1872.000	---	221.000
2	2	59.100	19.000000	1839.000	---	120.000
3	3	76.800	19.000000	1911.000	981.000	550.000
4	2	70.500	19.000000	1328.000	---	331.000
5	1	63.100	19.000000	---	---	681.000
6	3	59.900	19.000000	1048.000	1055.000	264.000
7	2	50.000	19.000000	1246.000	---	301.000
8	2	53.200	19.000000	993.000	---	222.000
9	1	80.500	19.000000	---	---	496.000
10	2	86.900	19.000000	1135.000	---	371.000
11	3	99.000	19.000000	1818.000	935.000	639.000
12	3	85.200	19.000000	1495.000	1079.000	633.000
13	3	68.700	19.000000	1289.000	1482.000	99.000
14	2	85.700	19.000000	1340.000	---	358.000
15	2	82.900	19.000000	1395.000	---	502.000
16	2	53.400	19.000000	1111.000	---	74.000
17	2	97.400	19.000000	1764.000	---	476.000

Detailed Results for Radar Type 5_Trial 9

Burst	No. of Pulses	Pulse Width (µs)	Chirp Width (MHz)	Pulse 1-to-2 Spacing (µs)	Pulse 2-to-3 Spacing (µs)	Starting Location Within Interval (µs)
1	2	68.600	13.000000	1614.000	---	278.000
2	3	78.700	13.000000	1230.000	1429.000	455.000
3	2	72.000	13.000000	1581.000	---	173.000
4	2	75.600	13.000000	977.000	---	212.000
5	2	65.500	13.000000	1725.000	---	589.000
6	2	55.000	13.000000	1600.000	---	3.000
7	1	57.000	13.000000	---	---	642.000
8	2	70.100	13.000000	1454.000	---	556.000
9	2	52.700	13.000000	1212.000	---	448.000
10	3	61.200	13.000000	1845.000	1035.000	543.000
11	2	98.000	13.000000	1740.000	---	298.000
12	2	56.300	13.000000	1488.000	---	3.000
13	3	74.200	13.000000	1454.000	1697.000	589.000
14	1	91.600	13.000000	---	---	282.000
15	3	70.600	13.000000	1578.000	1218.000	414.000

Detailed Results for Radar Type 5_Trial 10

Burst	No. of Pulses	Pulse Width (µs)	Chirp Width (MHz)	Pulse 1-to-2 Spacing (µs)	Pulse 2-to-3 Spacing (µs)	Starting Location Within Interval (µs)
1	1	51.100	19.000000	---	---	551.000
2	2	85.100	19.000000	1734.000	---	404.000
3	3	52.100	19.000000	1720.000	1874.000	512.000
4	1	74.000	19.000000	---	---	40.000
5	2	52.100	19.000000	1849.000	---	96.000
6	2	76.700	19.000000	1657.000	---	349.000
7	1	55.400	19.000000	---	---	91.000
8	3	81.200	19.000000	1796.000	1552.000	89.000
9	2	60.900	19.000000	1713.000	---	57.000
10	2	57.100	19.000000	1611.000	---	530.000
11	2	50.100	19.000000	1364.000	---	248.000
12	1	89.400	19.000000	---	---	296.000
13	3	64.500	19.000000	1437.000	1500.000	469.000
14	2	72.500	19.000000	1415.000	---	437.000
15	3	72.200	19.000000	1705.000	1577.000	554.000
16	2	87.800	19.000000	1175.000	---	48.000
17	2	91.300	19.000000	1613.000	---	537.000
18	2	65.400	19.000000	1307.000	---	194.000
19	1	56.300	19.000000	---	---	276.000
20	2	68.900	19.000000	1611.000	---	430.000

Detailed Results for Radar Type 5_Trial 11

Burst	No. of Pulses	Pulse Width (µs)	Chirp Width (MHz)	Pulse 1-to-2 Spacing (µs)	Pulse 2-to-3 Spacing (µs)	Starting Location Within Interval (µs)
1	2	66.900	16.000000	1927.000	---	308.000
2	3	68.300	16.000000	1068.000	1286.000	574.000
3	2	50.600	16.000000	1234.000	---	468.000
4	2	58.200	16.000000	1470.000	---	785.000
5	3	58.300	16.000000	1083.000	1021.000	1235.000
6	1	71.500	16.000000	---	---	91.000
7	1	67.400	16.000000	---	---	710.000
8	3	59.100	16.000000	1642.000	1231.000	561.000
9	2	66.000	16.000000	1446.000	---	628.000

Detailed Results for Radar Type 5_Trial 12

Burst	No. of Pulses	Pulse Width (µs)	Chirp Width (MHz)	Pulse 1-to-2 Spacing (µs)	Pulse 2-to-3 Spacing (µs)	Starting Location Within Interval (µs)
1	1	93.600	5.000000	---	---	12.000
2	3	75.700	5.000000	1082.000	1831.000	391.000
3	1	78.600	5.000000	---	---	945.000
4	3	97.800	5.000000	1410.000	1227.000	166.000
5	2	90.700	5.000000	1124.000	---	67.000
6	2	98.300	5.000000	1313.000	---	512.000
7	3	72.800	5.000000	1011.000	1020.000	645.000
8	3	73.700	5.000000	1726.000	1553.000	442.000
9	1	90.200	5.000000	---	---	22.000
10	1	62.700	5.000000	---	---	746.000
11	3	83.300	5.000000	1501.000	1874.000	837.000
12	3	80.000	5.000000	1591.000	1770.000	458.000

Detailed Results for Radar Type 5_Trial 13

Burst	No. of Pulses	Pulse Width (µs)	Chirp Width (MHz)	Pulse 1-to-2 Spacing (µs)	Pulse 2-to-3 Spacing (µs)	Starting Location Within Interval (µs)
1	1	84.500	5.000000	---	---	77.000
2	2	85.100	5.000000	1049.000	---	561.000
3	2	77.500	5.000000	1012.000	---	322.000
4	2	95.300	5.000000	1524.000	---	591.000
5	2	69.000	5.000000	1447.000	---	479.000
6	2	65.200	5.000000	1574.000	---	177.000
7	3	77.400	5.000000	1446.000	1628.000	4.000
8	2	58.000	5.000000	1737.000	---	631.000
9	3	58.500	5.000000	1714.000	1626.000	330.000
10	1	98.600	5.000000	---	---	508.000
11	1	73.900	5.000000	---	---	27.000
12	1	67.700	5.000000	---	---	157.000
13	1	99.000	5.000000	---	---	313.000
14	2	76.800	5.000000	1232.000	---	429.000
15	2	89.900	5.000000	1618.000	---	574.000
16	3	88.000	5.000000	1587.000	1221.000	326.000
17	1	55.100	5.000000	---	---	550.000
18	3	93.900	5.000000	930.000	1084.000	275.000

Detailed Results for Radar Type 5_Trial 14

Burst	No. of Pulses	Pulse Width (µs)	Chirp Width (MHz)	Pulse 1-to-2 Spacing (µs)	Pulse 2-to-3 Spacing (µs)	Starting Location Within Interval (µs)
1	1	66.600	20.000000	---	---	330.000
2	1	74.500	20.000000	---	---	248.000
3	2	68.200	20.000000	1149.000	---	80.000
4	2	70.100	20.000000	1849.000	---	536.000
5	3	65.800	20.000000	1316.000	1180.000	623.000
6	3	82.100	20.000000	1690.000	1661.000	503.000
7	2	95.900	20.000000	1840.000	---	687.000
8	1	51.100	20.000000	---	---	107.000
9	2	99.600	20.000000	1035.000	---	389.000
10	1	59.600	20.000000	---	---	424.000
11	3	96.000	20.000000	1733.000	1820.000	427.000
12	3	64.400	20.000000	1553.000	1679.000	204.000
13	2	82.800	20.000000	1451.000	---	69.000
14	2	86.800	20.000000	1508.000	---	573.000
15	2	76.300	20.000000	1738.000	---	361.000
16	2	83.800	20.000000	1152.000	---	683.000

Detailed Results for Radar Type 5_Trial 15

Burst	No. of Pulses	Pulse Width (µs)	Chirp Width (MHz)	Pulse 1-to-2 Spacing (µs)	Pulse 2-to-3 Spacing (µs)	Starting Location Within Interval (µs)
1	2	69.000	7.000000	1220.000	---	20.000
2	3	88.500	7.000000	1376.000	1096.000	45.000
3	2	56.300	7.000000	1207.000	---	779.000
4	2	88.800	7.000000	1793.000	---	532.000
5	1	78.600	7.000000	---	---	577.000
6	2	82.300	7.000000	1534.000	---	549.000
7	1	71.700	7.000000	---	---	612.000
8	2	52.800	7.000000	1891.000	---	631.000
9	1	66.100	7.000000	---	---	166.000
10	2	72.800	7.000000	1460.000	---	381.000
11	2	82.900	7.000000	1293.000	---	451.000
12	3	72.300	7.000000	1224.000	1577.000	61.000
13	2	91.900	7.000000	1281.000	---	619.000
14	3	82.400	7.000000	1570.000	1469.000	99.000

Detailed Results for Radar Type 5_Trial 16

Burst	No. of Pulses	Pulse Width (µs)	Chirp Width (MHz)	Pulse 1-to-2 Spacing (µs)	Pulse 2-to-3 Spacing (µs)	Starting Location Within Interval (µs)
1	3	52.300	11.000000	1799.000	1297.000	737.000
2	3	53.600	11.000000	1397.000	1860.000	189.000
3	1	59.200	11.000000	---	---	495.000
4	3	54.300	11.000000	1885.000	1319.000	152.000
5	1	75.600	11.000000	---	---	76.000
6	1	52.900	11.000000	---	---	190.000
7	1	97.700	11.000000	---	---	195.000
8	2	50.200	11.000000	1276.000	---	604.000
9	3	95.000	11.000000	1526.000	1582.000	267.000
10	3	77.500	11.000000	1494.000	1729.000	842.000
11	1	66.900	11.000000	---	---	144.000
12	2	96.100	11.000000	1441.000	---	435.000
13	3	62.500	11.000000	1037.000	1474.000	262.000
14	2	53.100	11.000000	1278.000	---	525.000

Detailed Results for Radar Type 5_Trial 17

Burst	No. of Pulses	Pulse Width (µs)	Chirp Width (MHz)	Pulse 1-to-2 Spacing (µs)	Pulse 2-to-3 Spacing (µs)	Starting Location Within Interval (µs)
1	2	55.900	14.000000	1883.000	---	1025.000
2	2	64.100	14.000000	1710.000	---	849.000
3	2	77.200	14.000000	1650.000	---	136.000
4	2	96.600	14.000000	1520.000	---	468.000
5	2	98.000	14.000000	923.000	---	376.000
6	2	66.700	14.000000	1462.000	---	705.000
7	3	66.400	14.000000	1003.000	1192.000	1416.000
8	2	57.000	14.000000	1038.000	---	240.000

Detailed Results for Radar Type 5_Trial 18

Burst	No. of Pulses	Pulse Width (µs)	Chirp Width (MHz)	Pulse 1-to-2 Spacing (µs)	Pulse 2-to-3 Spacing (µs)	Starting Location Within Interval (µs)
1	2	79.600	17.000000	1029.000	---	270.000
2	1	90.200	17.000000	---	---	580.000
3	3	66.100	17.000000	1312.000	1766.000	86.000
4	1	95.200	17.000000	---	---	92.000
5	2	76.300	17.000000	1238.000	---	368.000
6	2	75.800	17.000000	1106.000	---	165.000
7	3	50.700	17.000000	1312.000	1580.000	377.000
8	3	56.300	17.000000	1837.000	1154.000	323.000
9	3	56.100	17.000000	1061.000	1394.000	400.000
10	3	81.200	17.000000	1582.000	1379.000	405.000
11	2	89.700	17.000000	1845.000	---	506.000
12	1	97.800	17.000000	---	---	331.000
13	1	75.700	17.000000	---	---	430.000
14	3	50.200	17.000000	1237.000	1653.000	544.000
15	2	52.000	17.000000	1729.000	---	339.000
16	2	69.400	17.000000	1603.000	---	44.000
17	2	67.500	17.000000	1168.000	---	521.000
18	2	98.100	17.000000	958.000	---	384.000
19	3	63.600	17.000000	1260.000	1640.000	194.000

Detailed Results for Radar Type 5_Trial 19

Burst	No. of Pulses	Pulse Width (µs)	Chirp Width (MHz)	Pulse 1-to-2 Spacing (µs)	Pulse 2-to-3 Spacing (µs)	Starting Location Within Interval (µs)
1	1	70.600	15.000000	---	---	302.000
2	1	74.700	15.000000	---	---	299.000
3	1	63.600	15.000000	---	---	82.000
4	2	52.100	15.000000	1812.000	---	536.000
5	1	97.500	15.000000	---	---	395.000
6	2	96.300	15.000000	1335.000	---	250.000
7	3	70.800	15.000000	1052.000	1243.000	462.000
8	3	59.600	15.000000	1059.000	1550.000	477.000
9	3	99.200	15.000000	1633.000	1572.000	254.000
10	1	53.300	15.000000	---	---	33.000
11	3	98.600	15.000000	1526.000	1428.000	564.000
12	3	89.300	15.000000	1017.000	1662.000	221.000
13	1	62.700	15.000000	---	---	248.000
14	2	70.400	15.000000	1855.000	---	232.000
15	3	61.400	15.000000	1444.000	1073.000	470.000
16	1	76.000	15.000000	---	---	441.000
17	2	90.800	15.000000	1164.000	---	195.000
18	3	65.200	15.000000	1246.000	1582.000	246.000
19	3	74.700	15.000000	928.000	1671.000	194.000
20	2	75.100	15.000000	989.000	---	83.000

Detailed Results for Radar Type 5_Trial 20

Burst	No. of Pulses	Pulse Width (µs)	Chirp Width (MHz)	Pulse 1-to-2 Spacing (µs)	Pulse 2-to-3 Spacing (µs)	Starting Location Within Interval (µs)
1	2	63.100	5.000000	1767.000	---	49.000
2	2	54.000	5.000000	1907.000	---	76.000
3	1	74.000	5.000000	---	---	573.000
4	3	69.500	5.000000	1490.000	1185.000	440.000
5	2	62.300	5.000000	1013.000	---	645.000
6	2	52.800	5.000000	1682.000	---	178.000
7	2	90.100	5.000000	1367.000	---	171.000
8	1	86.200	5.000000	---	---	251.000
9	2	94.800	5.000000	908.000	---	307.000
10	2	66.500	5.000000	972.000	---	415.000
11	3	60.800	5.000000	1555.000	1769.000	440.000
12	2	69.200	5.000000	1364.000	---	408.000
13	2	82.600	5.000000	1077.000	---	86.000
14	3	89.600	5.000000	934.000	1096.000	215.000
15	2	87.700	5.000000	958.000	---	272.000
16	2	74.300	5.000000	1246.000	---	576.000
17	1	98.600	5.000000	---	---	262.000
18	3	82.600	5.000000	1172.000	1322.000	628.000

Detailed Results for Radar Type 5_Trial 21

Burst	No. of Pulses	Pulse Width (µs)	Chirp Width (MHz)	Pulse 1-to-2 Spacing (µs)	Pulse 2-to-3 Spacing (µs)	Starting Location Within Interval (µs)
1	2	77.900	16.000000	1250.000	---	478.000
2	2	69.500	16.000000	1007.000	---	962.000
3	2	74.500	16.000000	1631.000	---	657.000
4	1	93.900	16.000000	---	---	564.000
5	2	55.400	16.000000	949.000	---	59.000
6	3	50.400	16.000000	1162.000	1396.000	565.000
7	1	68.600	16.000000	---	---	732.000
8	3	88.700	16.000000	1750.000	1835.000	872.000
9	2	54.900	16.000000	1869.000	---	32.000
10	3	51.000	16.000000	970.000	1344.000	750.000
11	3	86.500	16.000000	1599.000	1682.000	364.000

Detailed Results for Radar Type 5_Trial 22

Burst	No. of Pulses	Pulse Width (µs)	Chirp Width (MHz)	Pulse 1-to-2 Spacing (µs)	Pulse 2-to-3 Spacing (µs)	Starting Location Within Interval (µs)
1	2	52.100	18.000000	1215.000	---	17.000
2	3	99.800	18.000000	1736.000	1673.000	148.000
3	2	53.200	18.000000	1233.000	---	12.000
4	1	87.200	18.000000	---	---	540.000
5	2	75.200	18.000000	975.000	---	618.000
6	3	63.600	18.000000	1614.000	1448.000	732.000
7	2	61.200	18.000000	1118.000	---	137.000
8	2	86.400	18.000000	1014.000	---	331.000
9	2	79.400	18.000000	1910.000	---	737.000
10	2	84.300	18.000000	1126.000	---	48.000
11	2	81.500	18.000000	1345.000	---	288.000
12	3	81.300	18.000000	1810.000	952.000	529.000
13	2	94.900	18.000000	1306.000	---	612.000
14	3	69.600	18.000000	1632.000	1730.000	692.000
15	3	73.300	18.000000	1015.000	1552.000	317.000
16	3	93.100	18.000000	1179.000	1533.000	7.000

Detailed Results for Radar Type 5_Trial 23

Burst	No. of Pulses	Pulse Width (µs)	Chirp Width (MHz)	Pulse 1-to-2 Spacing (µs)	Pulse 2-to-3 Spacing (µs)	Starting Location Within Interval (µs)
1	2	80.800	17.000000	1865.000	---	407.000
2	2	65.200	17.000000	1617.000	---	541.000
3	2	55.500	17.000000	1012.000	---	474.000
4	2	97.400	17.000000	1402.000	---	157.000
5	2	70.500	17.000000	1522.000	---	531.000
6	2	84.400	17.000000	1207.000	---	573.000
7	3	86.000	17.000000	1566.000	1277.000	121.000
8	2	76.800	17.000000	1481.000	---	136.000
9	2	87.400	17.000000	993.000	---	227.000
10	2	56.300	17.000000	1384.000	---	27.000
11	3	86.700	17.000000	920.000	1181.000	224.000
12	3	81.000	17.000000	959.000	1111.000	506.000
13	2	50.500	17.000000	1891.000	---	173.000
14	2	92.000	17.000000	1263.000	---	553.000
15	2	62.200	17.000000	1469.000	---	311.000
16	2	69.400	17.000000	1007.000	---	332.000
17	3	65.600	17.000000	1335.000	1823.000	519.000
18	2	70.300	17.000000	1590.000	---	96.000
19	3	78.100	17.000000	1361.000	1775.000	12.000

Detailed Results for Radar Type 5_Trial 24

Burst	No. of Pulses	Pulse Width (µs)	Chirp Width (MHz)	Pulse 1-to-2 Spacing (µs)	Pulse 2-to-3 Spacing (µs)	Starting Location Within Interval (µs)
1	2	69.200	20.000000	1589.000	---	608.000
2	2	96.300	20.000000	1096.000	---	1107.000
3	2	65.100	20.000000	973.000	---	1251.000
4	3	82.700	20.000000	1229.000	1116.000	442.000
5	1	86.700	20.000000	---	---	528.000
6	1	50.500	20.000000	---	---	261.000
7	2	74.700	20.000000	1296.000	---	317.000
8	1	58.000	20.000000	---	---	131.000
9	3	82.600	20.000000	1463.000	985.000	1132.000

Detailed Results for Radar Type 5_Trial 25

Burst	No. of Pulses	Pulse Width (µs)	Chirp Width (MHz)	Pulse 1-to-2 Spacing (µs)	Pulse 2-to-3 Spacing (µs)	Starting Location Within Interval (µs)
1	2	78.300	8.000000	1113.000	---	442.000
2	3	73.800	8.000000	1354.000	1837.000	373.000
3	3	76.100	8.000000	1355.000	1639.000	48.000
4	3	87.300	8.000000	1498.000	1822.000	357.000
5	1	50.900	8.000000	---	---	161.000
6	2	69.700	8.000000	1619.000	---	132.000
7	3	76.000	8.000000	1288.000	1532.000	644.000
8	2	60.600	8.000000	1300.000	---	48.000
9	1	98.100	8.000000	---	---	403.000
10	2	52.200	8.000000	1422.000	---	506.000
11	2	98.400	8.000000	1351.000	---	22.000
12	2	87.700	8.000000	1180.000	---	634.000
13	3	82.400	8.000000	1704.000	1848.000	28.000
14	3	68.900	8.000000	1080.000	1341.000	12.000
15	2	71.600	8.000000	1681.000	---	577.000
16	3	93.100	8.000000	1758.000	1536.000	609.000
17	2	52.100	8.000000	1941.000	---	612.000
18	2	89.200	8.000000	966.000	---	60.000

Detailed Results for Radar Type 5_Trial 26

Burst	No. of Pulses	Pulse Width (µs)	Chirp Width (MHz)	Pulse 1-to-2 Spacing (µs)	Pulse 2-to-3 Spacing (µs)	Starting Location Within Interval (µs)
1	2	97.500	12.000000	1544.000	---	99.000
2	2	65.600	12.000000	1375.000	---	550.000
3	1	68.300	12.000000	---	---	550.000
4	3	50.300	12.000000	1878.000	1651.000	1131.000
5	3	51.700	12.000000	975.000	1518.000	102.000
6	3	57.200	12.000000	1700.000	1447.000	1041.000
7	2	98.400	12.000000	1637.000	---	130.000
8	3	58.900	12.000000	1602.000	1161.000	38.000
9	2	60.100	12.000000	984.000	---	333.000

Detailed Results for Radar Type 5_Trial 27

Burst	No. of Pulses	Pulse Width (µs)	Chirp Width (MHz)	Pulse 1-to-2 Spacing (µs)	Pulse 2-to-3 Spacing (µs)	Starting Location Within Interval (µs)
1	2	97.100	19.000000	1539.000	---	378.000
2	2	62.500	19.000000	1931.000	---	586.000
3	3	85.200	19.000000	1860.000	942.000	473.000
4	2	57.800	19.000000	1401.000	---	394.000
5	1	72.100	19.000000	---	---	254.000
6	1	92.700	19.000000	---	---	242.000
7	2	56.200	19.000000	1405.000	---	411.000
8	3	54.300	19.000000	1382.000	1712.000	591.000
9	3	88.200	19.000000	1026.000	1680.000	17.000
10	3	68.200	19.000000	1051.000	1804.000	269.000
11	2	91.600	19.000000	1080.000	---	315.000
12	2	94.700	19.000000	1056.000	---	501.000
13	2	60.900	19.000000	1566.000	---	227.000
14	2	57.700	19.000000	1345.000	---	332.000
15	2	80.500	19.000000	1002.000	---	131.000
16	1	78.700	19.000000	---	---	51.000
17	2	95.800	19.000000	1851.000	---	346.000
18	3	74.500	19.000000	1430.000	1097.000	108.000
19	3	65.700	19.000000	1155.000	1430.000	508.000

Detailed Results for Radar Type 5_Trial 28

Burst	No. of Pulses	Pulse Width (µs)	Chirp Width (MHz)	Pulse 1-to-2 Spacing (µs)	Pulse 2-to-3 Spacing (µs)	Starting Location Within Interval (µs)
1	2	57.400	6.000000	963.000	---	180.000
2	2	93.600	6.000000	1584.000	---	459.000
3	2	80.100	6.000000	1493.000	---	435.000
4	1	64.100	6.000000	---	---	1256.000
5	2	67.700	6.000000	1215.000	---	734.000
6	1	96.500	6.000000	---	---	1281.000
7	2	81.500	6.000000	974.000	---	1432.000
8	2	66.800	6.000000	1558.000	---	92.000

Detailed Results for Radar Type 5_Trial 29

Burst	No. of Pulses	Pulse Width (µs)	Chirp Width (MHz)	Pulse 1-to-2 Spacing (µs)	Pulse 2-to-3 Spacing (µs)	Starting Location Within Interval (µs)
1	1	80.900	6.000000	---	---	565.000
2	3	55.800	6.000000	1708.000	1448.000	439.000
3	2	93.400	6.000000	985.000	---	706.000
4	2	83.200	6.000000	1912.000	---	758.000
5	3	59.100	6.000000	1594.000	1591.000	79.000
6	2	74.400	6.000000	939.000	---	107.000
7	3	85.400	6.000000	1733.000	1253.000	238.000
8	3	98.000	6.000000	1896.000	1606.000	373.000
9	1	92.100	6.000000	---	---	363.000
10	1	84.400	6.000000	---	---	227.000
11	2	67.400	6.000000	1272.000	---	646.000
12	3	92.000	6.000000	1831.000	1066.000	457.000
13	3	87.500	6.000000	1763.000	1055.000	22.000

Detailed Results for Radar Type 5_Trial 30

Burst	No. of Pulses	Pulse Width (µs)	Chirp Width (MHz)	Pulse 1-to-2 Spacing (µs)	Pulse 2-to-3 Spacing (µs)	Starting Location Within Interval (µs)
1	2	59.500	11.000000	1738.000	---	660.000
2	1	57.000	11.000000	---	---	796.000
3	2	54.400	11.000000	1891.000	---	779.000
4	2	97.500	11.000000	1566.000	---	298.000
5	3	52.000	11.000000	1941.000	1472.000	201.000
6	1	62.500	11.000000	---	---	211.000
7	2	79.100	11.000000	1016.000	---	30.000
8	2	98.600	11.000000	927.000	---	485.000
9	2	52.900	11.000000	1814.000	---	328.000
10	2	64.600	11.000000	1644.000	---	339.000
11	3	75.300	11.000000	1710.000	1296.000	500.000
12	1	74.200	11.000000	---	---	451.000
13	1	58.400	11.000000	---	---	160.000
14	1	97.500	11.000000	---	---	573.000

Detailed Results for Radar Type 6:

Trial Number	Pulse Width (µs)	PRI (µs)	No. of Pulses	Pulses Detected
1	1.000	300.000	9	Yes
2	1.000	300.000	9	Yes
3	1.000	300.000	9	Yes
4	1.000	300.000	9	Yes
5	1.000	300.000	9	Yes
6	1.000	300.000	9	Yes
7	1.000	300.000	9	Yes
8	1.000	300.000	9	Yes
9	1.000	300.000	9	Yes
10	1.000	300.000	9	Yes
11	1.000	300.000	9	Yes
12	1.000	300.000	9	Yes
13	1.000	300.000	9	Yes
14	1.000	300.000	9	Yes
15	1.000	300.000	9	Yes
16	1.000	300.000	9	Yes
17	1.000	300.000	9	Yes
18	1.000	300.000	9	Yes
19	1.000	300.000	9	Yes
20	1.000	300.000	9	Yes
21	1.000	300.000	9	Yes
22	1.000	300.000	9	Yes
23	1.000	300.000	9	Yes
24	1.000	300.000	9	Yes
25	1.000	300.000	9	Yes
26	1.000	300.000	9	Yes
27	1.000	300.000	9	Yes
28	1.000	300.000	9	Yes
29	1.000	300.000	9	Yes
30	1.000	300.000	9	Yes