

1. Photographs of Conducted Emissions Test Configuration

Mode 1


Front view



Side view



Under table view




Mode 2


Front view



Side view



Under table view




2. Photographs of Radiated Emissions Test Configuration


For radiated emissions 9kHz~30MHz

Mode 1

Front view




Rear view




For radiated emissions 30MHz~1GHz
Mode 1

Front view




Rear view



Mode 2

Front view




Side view



For radiated emissions above 1GHz
Mode 1

Front view



Rear view



————THE END————