Mode	8	
	Band Edge	
	U-NII-1_5.15-5.25_802.11ax HE20_CH36_Partial_106/53RU _5180MHz	
ANT	1	
Pol.	Horizontal	Fundamental
Peak	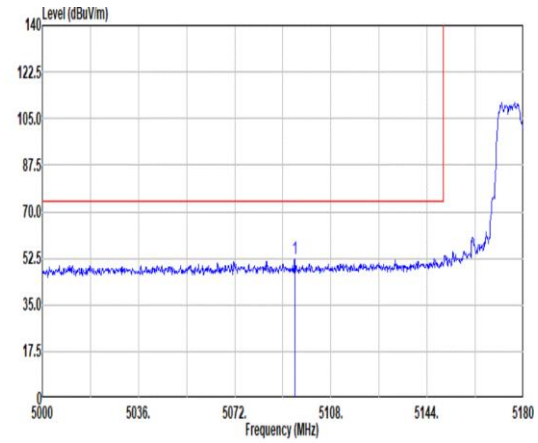 Site : 03CH13-HY Condition: PEAK_BE_74 3m HORN_9120D_1326 HORIZONTAL : RBW:1000.000kHz VBW:3000.000kHz SWT:Auto Freq Level Limit Line Margin Read Level Ant Factor Cable Loss Preamp Factor Aux Factor APos TPos Remark MHz dBuV/m dBuV/m dB dBuV dB/m dB dB dB cm deg 1 5094.50 52.22 74.00 -21.78 46.19 33.11 10.02 37.10 0.00 200 354 PEAK	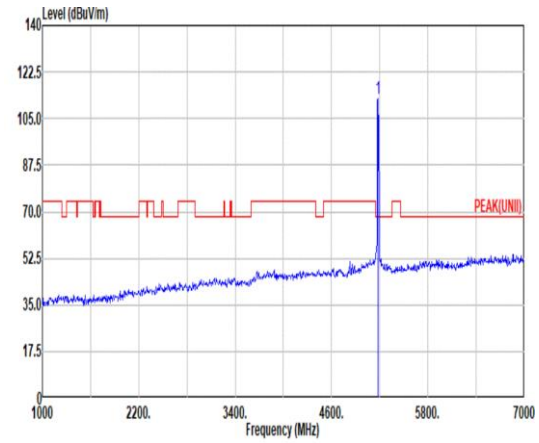 Site : 03CH13-HY Condition: PEAK(UNII) 3m HORN_9120D_1326 HORIZONTAL : RBW:1000.000kHz VBW:3000.000kHz SWT:Auto Freq Level Limit Line Margin Read Level Ant Factor Cable Loss Preamp Factor Aux Factor APos TPos Remark MHz dBuV/m dBuV/m dB dBuV dB/m dB dB dB cm deg 1 5180.00 112.48 ------ ------ 106.09 33.25 10.18 37.04 0.00 200 354 PEAK
Avg	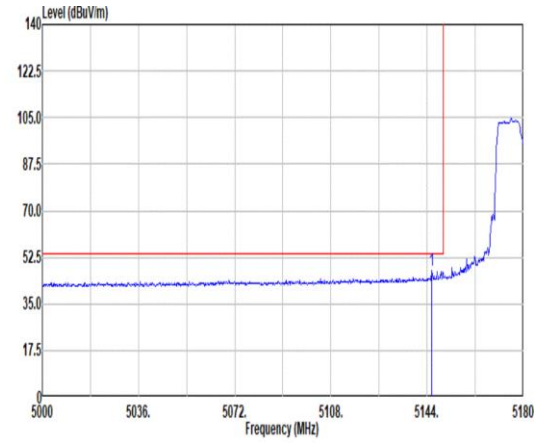 Site : 03CH13-HY Condition: AVG_BE_54 3m HORN_9120D_1326 HORIZONTAL : RBW:1000.000kHz VBW:10.000kHz SWT:Auto Freq Level Limit Line Margin Read Level Ant Factor Cable Loss Preamp Factor Aux Factor APos TPos Remark MHz dBuV/m dBuV/m dB dBuV dB/m dB dB dB cm deg 1 5145.80 47.67 54.00 -6.33 41.42 33.19 10.12 37.06 0.00 200 354 AVERAGE	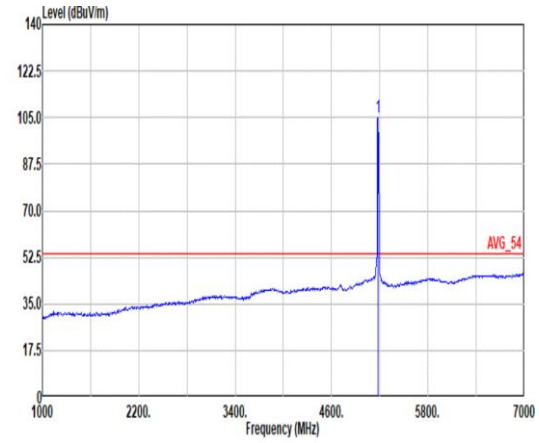 Site : 03CH13-HY Condition: AVG_54 3m HORN_9120D_1326 HORIZONTAL : RBW:1000.000kHz VBW:10.000kHz SWT:Auto Freq Level Limit Line Margin Read Level Ant Factor Cable Loss Preamp Factor Aux Factor APos TPos Remark MHz dBuV/m dBuV/m dB dBuV dB/m dB dB dB cm deg 1 5180.00 104.89 ------ ------ 98.50 33.25 10.18 37.04 0.00 200 354 AVERAGE

Mode	8	
	Band Edge	
	U-NII-1_5.15-5.25_802.11ax HE20_CH36_Partial_106/53RU _5180MHz	
ANT	1	
Pol.	Vertical	Fundamental
Peak	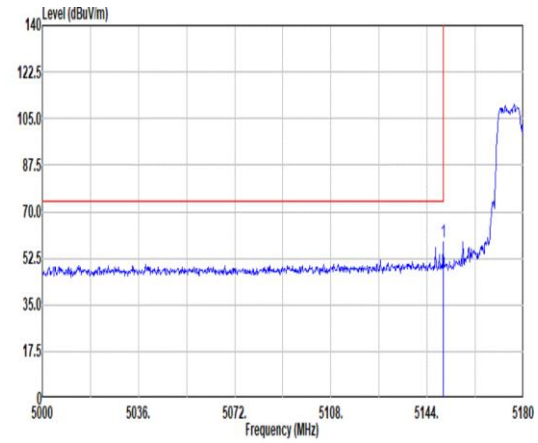 Site : 03CH13-HY Condition: PEAK_BE_74 3m HORN_9120D_1326 VERTICAL : RBW:1000.000kHz VBW:3000.000kHz SWT:Auto Freq Level Limit Line Margin Read Level Ant Factor Cable Loss Preamp Factor Aux Factor APos TPos Remark MHz dBuV/m dBuV/m dB dBuV dB/m dB dB dB cm deg 1 5149.94 58.74 74.00 -15.26 52.47 33.20 10.13 37.06 0.00 223 121 PEAK	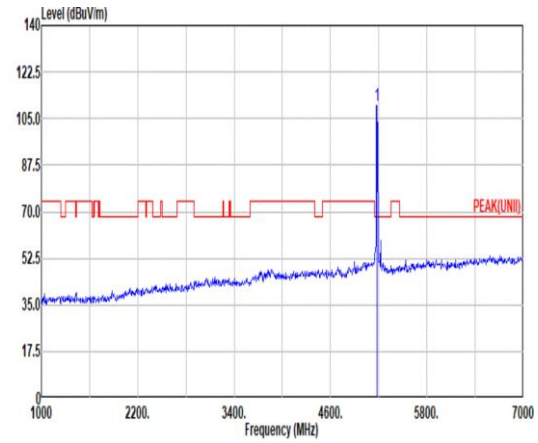 Site : 03CH13-HY Condition: PEAK(UNII) 3m HORN_9120D_1326 VERTICAL : RBW:1000.000kHz VBW:3000.000kHz SWT:Auto Freq Level Limit Line Margin Read Level Ant Factor Cable Loss Preamp Factor Aux Factor APos TPos Remark MHz dBuV/m dBuV/m dB dBuV dB/m dB dB dB cm deg 1 5180.00 110.12 ------ ------ 103.75 33.24 10.17 37.04 0.00 223 121 PEAK
Avg	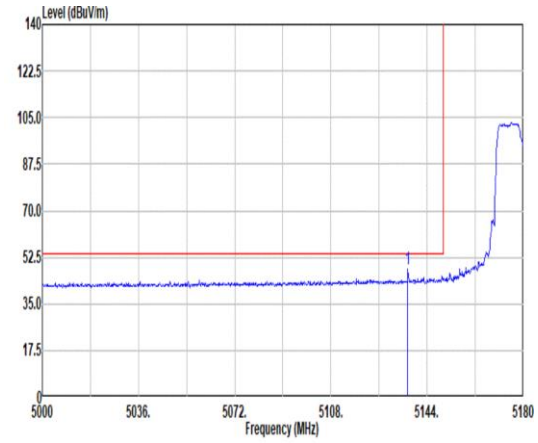 Site : 03CH13-HY Condition: AVG_BE_54 3m HORN_9120D_1326 VERTICAL : RBW:1000.000kHz VBW:10.000kHz SWT:Auto Freq Level Limit Line Margin Read Level Ant Factor Cable Loss Preamp Factor Aux Factor APos TPos Remark MHz dBuV/m dBuV/m dB dBuV dB/m dB dB dB cm deg 1 5136.80 47.84 54.00 -6.16 41.64 33.17 10.10 37.07 0.00 223 121 AVERAGE	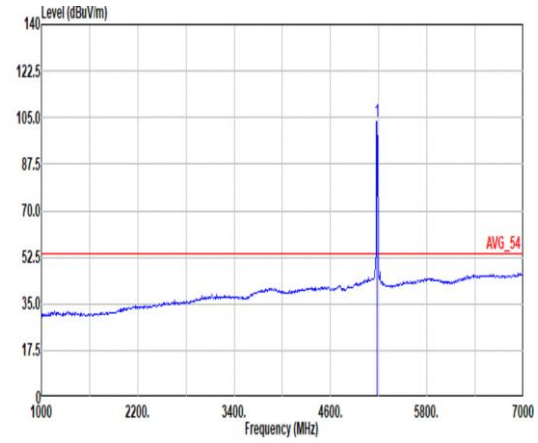 Site : 03CH13-HY Condition: AVG_54 3m HORN_9120D_1326 VERTICAL : RBW:1000.000kHz VBW:10.000kHz SWT:Auto Freq Level Limit Line Margin Read Level Ant Factor Cable Loss Preamp Factor Aux Factor APos TPos Remark MHz dBuV/m dBuV/m dB dBuV dB/m dB dB dB cm deg 1 5180.00 103.70 ------ ------ 97.31 33.25 10.18 37.04 0.00 223 121 AVERAGE

Mode	9	
	Band Edge - L	
	U-NII-2A_5.25-5.35_802.11a_CH52_5260MHz	
ANT	1	
Pol.	Horizontal	Fundamental
Peak	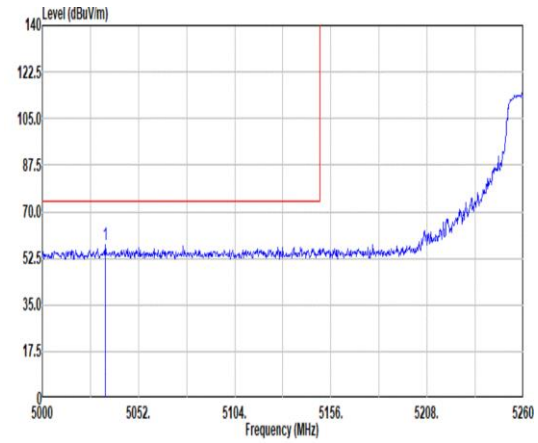 Site : 03CH13-HY Condition: PEAK_BE_74 3m HORN_9120D_1326 HORIZONTAL : RBW:1000.000kHz VBW:3000.000kHz SWT:Auto Freq Level Limit Line Margin Read Level Ant Factor Cable Loss Preamp Factor Aux Factor APos TPos Remark MHz dBuV/m dBuV/m dB dBuV dB/m dB dB dB cm deg 1 5034.06 57.35 74.00 -16.65 51.36 33.23 9.90 37.14 0.00 175 360 PEAK	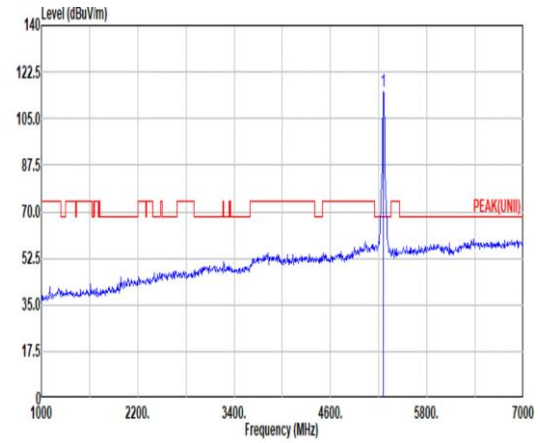 Site : 03CH13-HY Condition: PEAK(UNII) 3m HORN_9120D_1326 HORIZONTAL : RBW:1000.000kHz VBW:3000.000kHz SWT:Auto Freq Level Limit Line Margin Read Level Ant Factor Cable Loss Preamp Factor Aux Factor APos TPos Remark MHz dBuV/m dBuV/m dB dBuV dB/m dB dB dB cm deg 1 5260.00 115.15 ------ ------ 108.68 33.20 10.25 36.98 0.00 175 360 PEAK
Avg	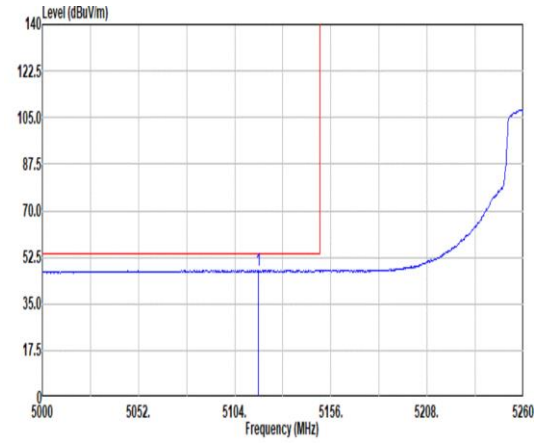 Site : 03CH13-HY Condition: AVG_BE_54 3m HORN_9120D_1326 HORIZONTAL : RBW:1000.000kHz VBW:1.000kHz SWT:Auto Freq Level Limit Line Margin Read Level Ant Factor Cable Loss Preamp Factor Aux Factor APos TPos Remark MHz dBuV/m dBuV/m dB dBuV dB/m dB dB dB cm deg 1 5116.74 47.63 54.00 -6.37 41.52 33.13 10.06 37.08 0.00 175 360 AVERAGE	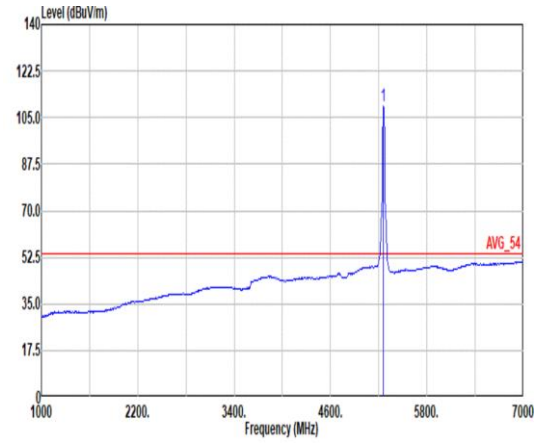 Site : 03CH13-HY Condition: AVG_54 3m HORN_9120D_1326 HORIZONTAL : RBW:1000.000kHz VBW:1.000kHz SWT:Auto Freq Level Limit Line Margin Read Level Ant Factor Cable Loss Preamp Factor Aux Factor APos TPos Remark MHz dBuV/m dBuV/m dB dBuV dB/m dB dB dB cm deg 1 5260.00 109.27 ------ ------ 102.80 33.20 10.25 36.98 0.00 175 360 AVERAGE

Mode	9	
	Band Edge - R	
	U-NII-2A_5.25-5.35_802.11a_CH52_5260MHz	
ANT	1	
Pol.	Horizontal	Fundamental
Peak	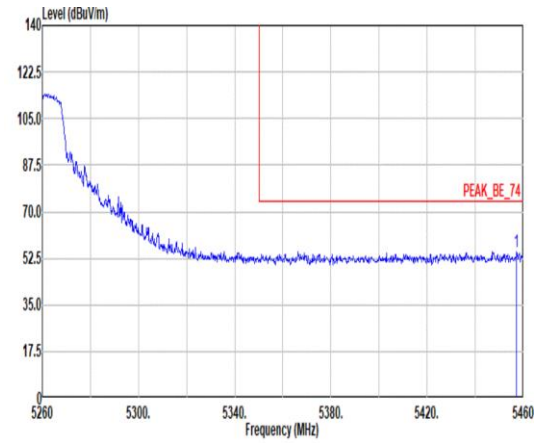 Site : 03CH13-HY Condition: PEAK_BE_74 3m HORN_9120D_1326 HORIZONTAL : RBW:1000.000kHz VBW:3000.000kHz SWT:Auto Limit Read Ant Cable Preamp Aux APos TPos Freq Level Line Margin Level Factor Loss Factor Factor Remark MHz dBuV/m dBuV/m dB dBuV dB/m dB dB dB cm deg 1 5457.20 54.98 74.00 -19.02 48.42 33.10 10.31 36.85 0.00 175 360 PEAK	Blank
Avg	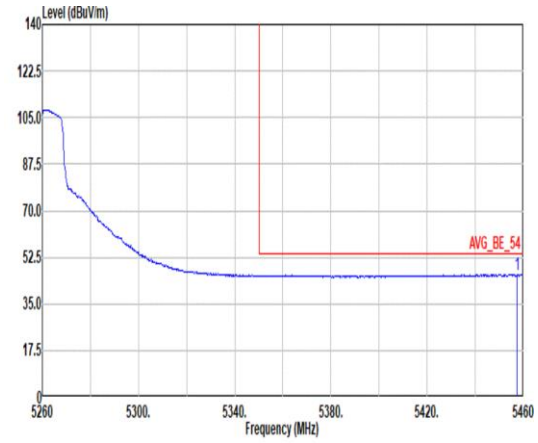 Site : 03CH13-HY Condition: AVG_BE_54 3m HORN_9120D_1326 HORIZONTAL : RBW:1000.000kHz VBW:1.000kHz SWT:Auto Limit Read Ant Cable Preamp Aux APos TPos Freq Level Line Margin Level Factor Loss Factor Factor Remark MHz dBuV/m dBuV/m dB dBuV dB/m dB dB dB cm deg 1 5457.40 46.02 54.00 -7.98 39.46 33.10 10.31 36.85 0.00 175 360 AVERAGE	Blank

Mode	9	
	Band Edge - L	
	U-NII-2A_5.25-5.35_802.11a_CH52_5260MHz	
ANT	1	
Pol.	Vertical	Fundamental
Peak	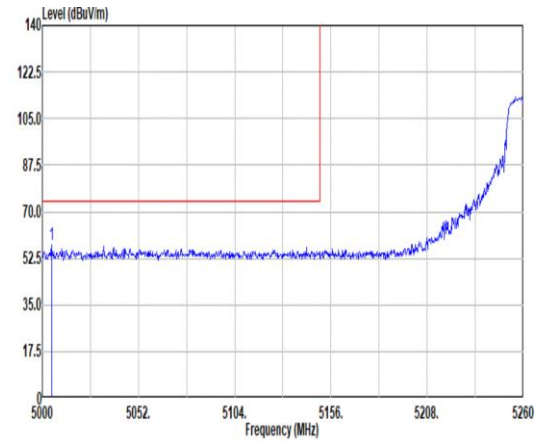 Site : 03CH13-HY Condition: PEAK_BE_74 3m HORN_9120D_1326 VERTICAL : RBW:1000.000kHz VBW:3000.000kHz SWT:Auto Freq Level Limit Line Margin Read Level Ant Factor Cable Loss Preamp Factor Aux Factor APos TPos Remark MHz dBuV/m dBuV/m dB dBuV dB/m dB dB dB cm deg 1 5004.94 57.36 74.00 -16.64 51.39 33.29 9.84 37.16 0.00 200 131 PEAK	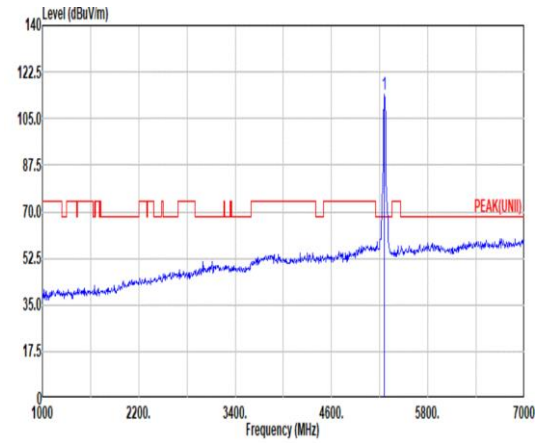 Site : 03CH13-HY Condition: PEAK(UNII) 3m HORN_9120D_1326 VERTICAL : RBW:1000.000kHz VBW:3000.000kHz SWT:Auto Freq Level Limit Line Margin Read Level Ant Factor Cable Loss Preamp Factor Aux Factor APos TPos Remark MHz dBuV/m dBuV/m dB dBuV dB/m dB dB dB cm deg 1 5260.00 114.20 ------ ------ 107.73 33.20 10.25 36.98 0.00 200 131 PEAK
Avg	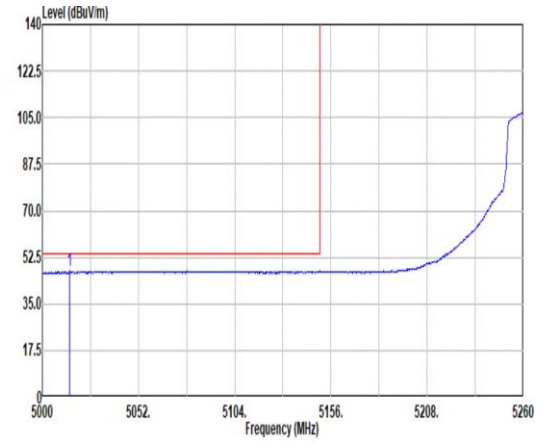 Site : 03CH13-HY Condition: AVG_BE_54 3m HORN_9120D_1326 VERTICAL : RBW:1000.000kHz VBW:1.000kHz SWT:Auto Freq Level Limit Line Margin Read Level Ant Factor Cable Loss Preamp Factor Aux Factor APos TPos Remark MHz dBuV/m dBuV/m dB dBuV dB/m dB dB dB cm deg 1 5014.82 47.50 54.00 -6.50 41.52 33.27 9.86 37.15 0.00 200 131 AVERAGE	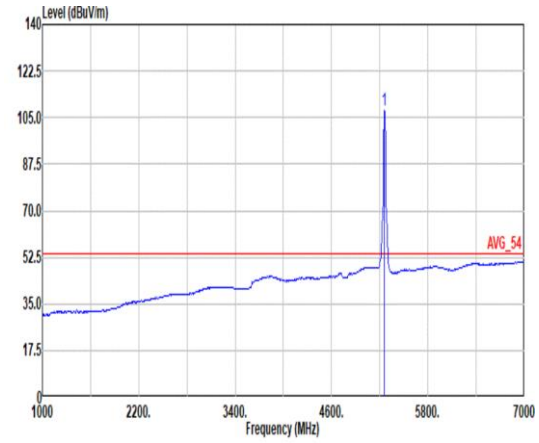 Site : 03CH13-HY Condition: AVG_54 3m HORN_9120D_1326 VERTICAL : RBW:1000.000kHz VBW:1.000kHz SWT:Auto Freq Level Limit Line Margin Read Level Ant Factor Cable Loss Preamp Factor Aux Factor APos TPos Remark MHz dBuV/m dBuV/m dB dBuV dB/m dB dB dB cm deg 1 5260.00 107.84 ------ ------ 101.37 33.20 10.25 36.98 0.00 200 131 AVERAGE

Mode	9	
	Band Edge - R	
	U-NII-2A_5.25-5.35_802.11a_CH52_5260MHz	
ANT	1	
Pol.	Vertical	Fundamental
Peak	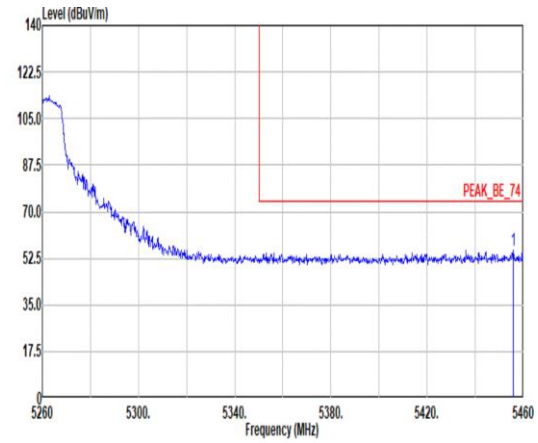 Site : 03CH13-HY Condition: PEAK_BE_74 3m HORN_9120D_1326 VERTICAL : RBW:1000.000kHz VBW:3000.000kHz SWT:Auto Freq Level Limit Line Margin Read Level Ant Factor Cable Loss Preamp Factor Aux Factor APos TPos Remark MHz dBuV/m dBuV/m dB dBuV dB/m dB dB dB cm deg 1 5455.80 55.57 74.00 -18.43 49.01 33.10 10.31 36.85 0.00 200 131 PEAK	Blank
Avg	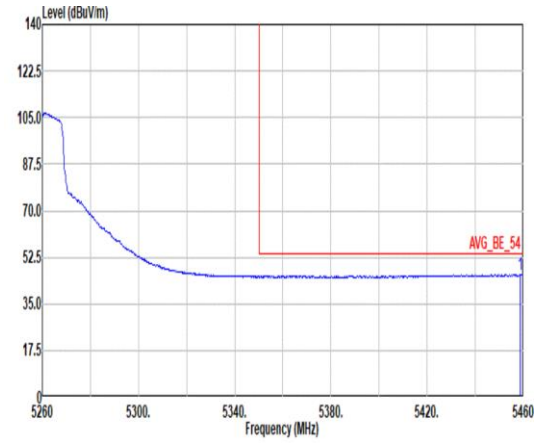 Site : 03CH13-HY Condition: AVG_BE_54 3m HORN_9120D_1326 VERTICAL : RBW:1000.000kHz VBW:1.000kHz SWT:Auto Freq Level Limit Line Margin Read Level Ant Factor Cable Loss Preamp Factor Aux Factor APos TPos Remark MHz dBuV/m dBuV/m dB dBuV dB/m dB dB dB cm deg 1 5458.60 45.93 54.00 -8.07 39.37 33.10 10.31 36.85 0.00 200 131 AVERAGE	Blank

Mode	9	
	Harmonic	
	U-NII-2A_5.25-5.35_802.11a_CH52_5260MHz	
ANT	1	
Pol.	Horizontal	Vertical
Peak Avg	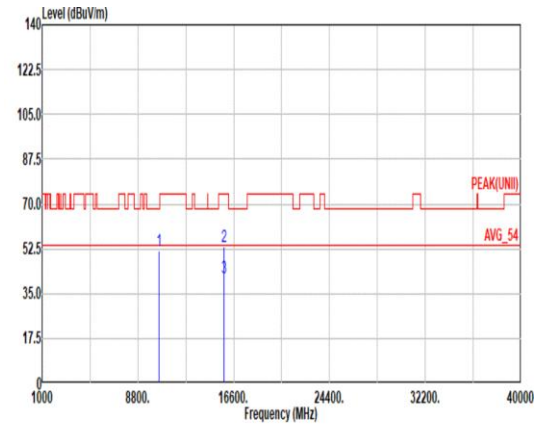 Site : 03CH13-HY Condition: PEAK(UNII) 3m HORN_9120D_1326 HORIZONTAL Freq Level Limit Line Margin Read Level Ant Factor Cable Loss Preamp Factor Aux Factor APos TPos Remark MHz dBuV/m dBuV/m dB dBuV dB/m dB dB dB cm deg 1 10520.00 51.60 68.20 -16.60 53.20 38.90 15.44 56.48 0.54 201 186 PEAK 2 15780.00 53.29 74.00 -20.71 51.67 38.02 18.93 56.15 0.82 205 110 PEAK 3 15780.00 41.44 54.00 -12.56 39.82 38.02 18.93 56.15 0.82 205 110 Average	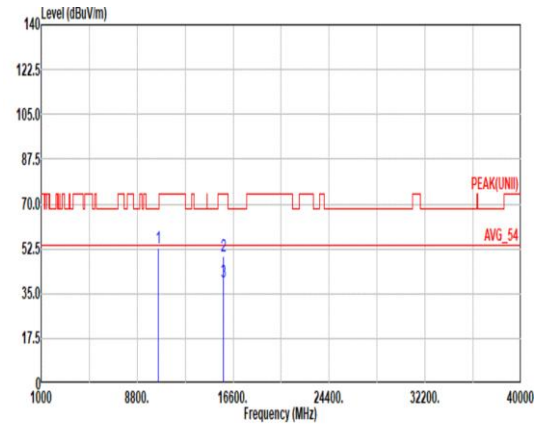 Site : 03CH13-HY Condition: PEAK(UNII) 3m HORN_9120D_1326 VERTICAL Freq Level Limit Line Margin Read Level Ant Factor Cable Loss Preamp Factor Aux Factor APos TPos Remark MHz dBuV/m dBuV/m dB dBuV dB/m dB dB dB cm deg 1 10520.00 52.69 68.20 -15.51 54.29 38.90 15.44 56.48 0.54 330 354 PEAK 2 15780.00 49.64 74.00 -24.36 48.02 38.02 18.93 56.15 0.82 298 170 PEAK 3 15780.00 39.44 54.00 -14.56 37.82 38.02 18.93 56.15 0.82 298 170 Average

Mode	10	
	Band Edge - L	
	U-NII-2A_5.25-5.35_802.11a_CH60_5300MHz	
ANT	1	
Pol.	Horizontal	Fundamental
Peak	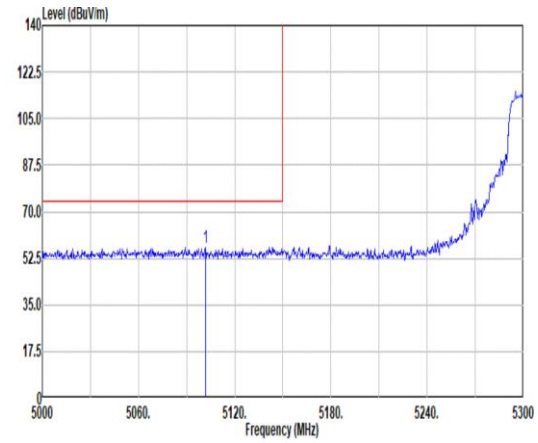 Site : 03CH13-HY Condition: PEAK_BE_74 3m HORN_9120D_1326 HORIZONTAL : RBW:1000.000kHz VBW:3000.000kHz SWT:Auto Freq Level Limit Line Margin Read Level Ant Factor Cable Loss Preamp Factor Aux Factor APos TPos Remark MHz dBuV/m dBuV/m dB dBuV dB/m dB dB dB cm deg 1 5102.00 56.64 74.00 -17.36 50.60 33.10 10.03 37.09 0.00 189 360 PEAK	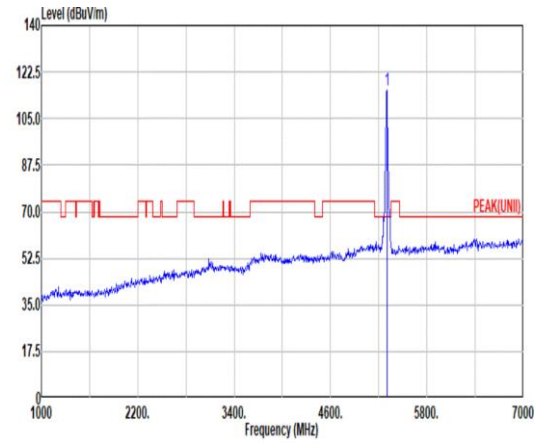 Site : 03CH13-HY Condition: PEAK(UNII) 3m HORN_9120D_1326 HORIZONTAL : RBW:1000.000kHz VBW:3000.000kHz SWT:Auto Freq Level Limit Line Margin Read Level Ant Factor Cable Loss Preamp Factor Aux Factor APos TPos Remark MHz dBuV/m dBuV/m dB dBuV dB/m dB dB dB cm deg 1 5300.00 115.70 ------ ------ 109.18 33.20 10.27 36.95 0.00 189 360 PEAK
Avg	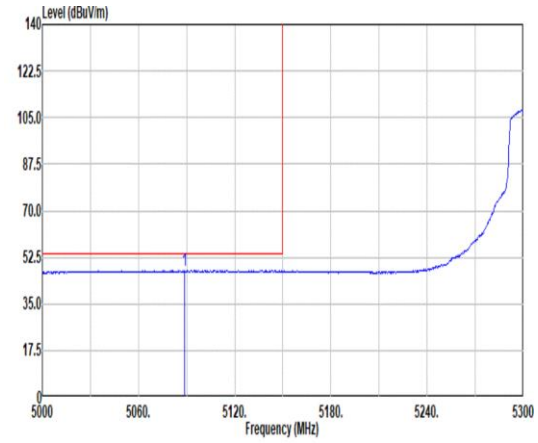 Site : 03CH13-HY Condition: AVG_BE_54 3m HORN_9120D_1326 HORIZONTAL : RBW:1000.000kHz VBW:1.000kHz SWT:Auto Freq Level Limit Line Margin Read Level Ant Factor Cable Loss Preamp Factor Aux Factor APos TPos Remark MHz dBuV/m dBuV/m dB dBuV dB/m dB dB dB cm deg 1 5088.80 47.61 54.00 -6.39 41.58 33.12 10.01 37.10 0.00 189 360 AVERAGE	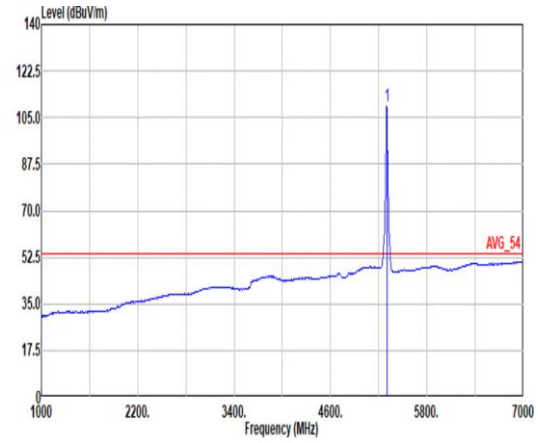 Site : 03CH13-HY Condition: AVG_54 3m HORN_9120D_1326 HORIZONTAL : RBW:1000.000kHz VBW:1.000kHz SWT:Auto Freq Level Limit Line Margin Read Level Ant Factor Cable Loss Preamp Factor Aux Factor APos TPos Remark MHz dBuV/m dBuV/m dB dBuV dB/m dB dB dB cm deg 1 5300.00 109.12 ------ ------ 102.61 33.20 10.27 36.96 0.00 189 360 AVERAGE

Mode	10	
	Band Edge - R	
	U-NII-2A_5.25-5.35_802.11a_CH60_5300MHz	
ANT	1	
Pol.	Horizontal	Fundamental
Peak	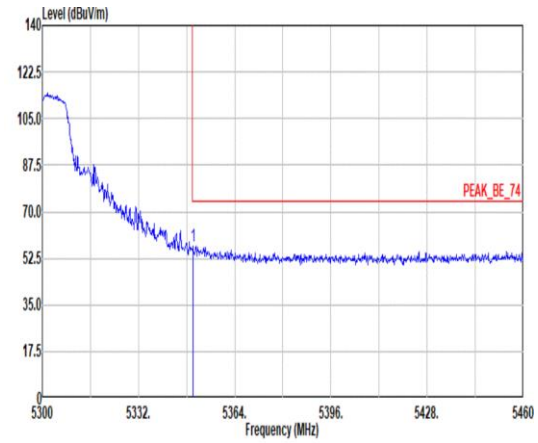 Site : 03CH13-HY Condition: PEAK_BE_74 3m HORN_9120D_1326 HORIZONTAL : RBW:1000.000kHz VBW:3000.000kHz SWT:Auto Limit Read Ant Cable Preamp Aux APos TPos Freq Level Line Margin Level Factor Loss Factor Factor Remark MHz dBuV/m dBuV/m dB dBuV dB/m dB dB dB cm deg 1 5350.08 57.02 74.00 -16.98 50.55 33.10 10.29 36.92 0.00 189 360 PEAK	Blank
Avg	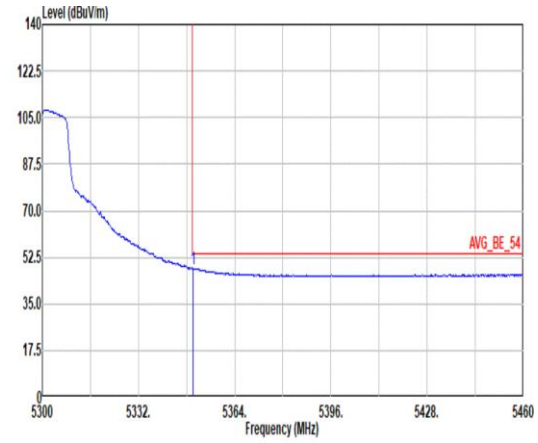 Site : 03CH13-HY Condition: AVG_BE_54 3m HORN_9120D_1326 HORIZONTAL : RBW:1000.000kHz VBW:1.000kHz SWT:Auto Limit Read Ant Cable Preamp Aux APos TPos Freq Level Line Margin Level Factor Loss Factor Factor Remark MHz dBuV/m dBuV/m dB dBuV dB/m dB dB dB cm deg 1 5350.08 48.20 54.00 -5.80 41.73 33.10 10.29 36.92 0.00 189 360 AVERAGE	Blank

Mode	10	
	Band Edge - L	
	U-NII-2A_5.25-5.35_802.11a_CH60_5300MHz	
ANT	1	
Pol.	Vertical	Fundamental
Peak	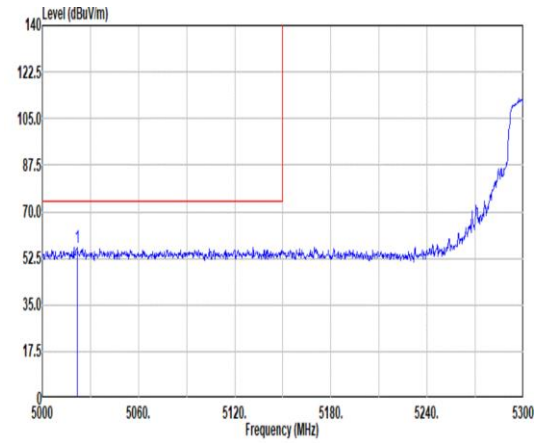 Site : 03CH13-HY Condition: PEAK_BE_74 3m HORN_9120D_1326 VERTICAL : RBW:1000.000kHz VBW:3000.000kHz SWT:Auto Freq Level Limit Line Margin Read Level Ant Factor Cable Loss Preamp Factor Aux Factor APos TPos Remark MHz dBuV/m dBuV/m dB dBuV dB/m dB dB dB cm deg 1 5021.60 56.60 74.00 -17.40 50.62 33.26 9.87 37.15 0.00 238 127 PEAK	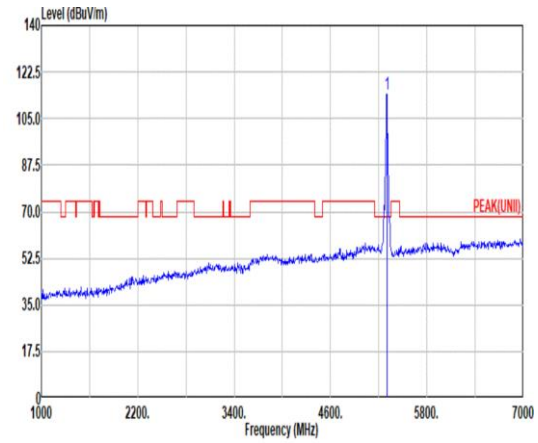 Site : 03CH13-HY Condition: PEAK(UNII) 3m HORN_9120D_1326 VERTICAL : RBW:1000.000kHz VBW:3000.000kHz SWT:Auto Freq Level Limit Line Margin Read Level Ant Factor Cable Loss Preamp Factor Aux Factor APos TPos Remark MHz dBuV/m dBuV/m dB dBuV dB/m dB dB dB cm deg 1 5300.00 113.91 ------ ------ 107.39 33.20 10.27 36.95 0.00 238 127 PEAK
Avg	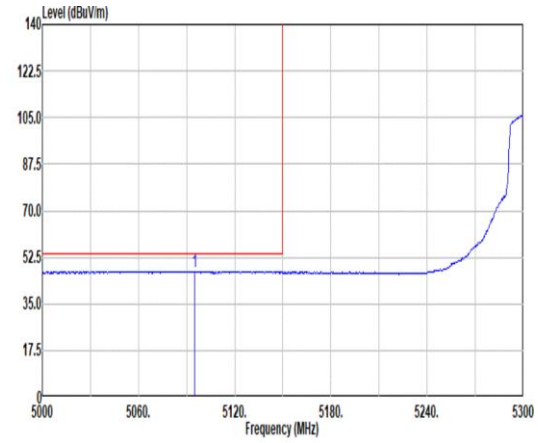 Site : 03CH13-HY Condition: AVG_BE_54 3m HORN_9120D_1326 VERTICAL : RBW:1000.000kHz VBW:1.000kHz SWT:Auto Freq Level Limit Line Margin Read Level Ant Factor Cable Loss Preamp Factor Aux Factor APos TPos Remark MHz dBuV/m dBuV/m dB dBuV dB/m dB dB dB cm deg 1 5095.10 47.22 54.00 -6.78 41.19 33.11 10.02 37.10 0.00 238 127 AVERAGE	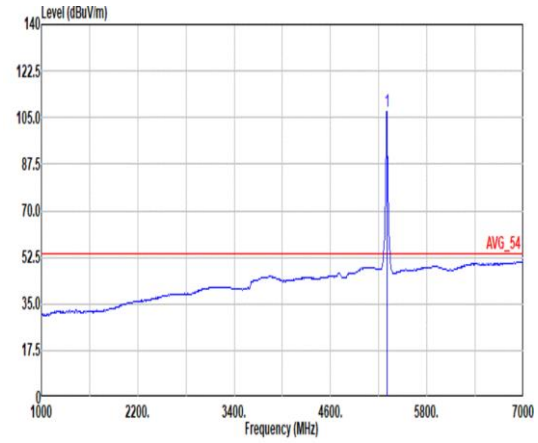 Site : 03CH13-HY Condition: AVG_54 3m HORN_9120D_1326 VERTICAL : RBW:1000.000kHz VBW:1.000kHz SWT:Auto Freq Level Limit Line Margin Read Level Ant Factor Cable Loss Preamp Factor Aux Factor APos TPos Remark MHz dBuV/m dBuV/m dB dBuV dB/m dB dB dB cm deg 1 5300.00 107.05 ------ ------ 100.53 33.20 10.27 36.95 0.00 238 127 AVERAGE

Mode	10	
	Band Edge - R	
	U-NII-2A_5.25-5.35_802.11a_CH60_5300MHz	
ANT	1	
Pol.	Vertical	Fundamental
Peak	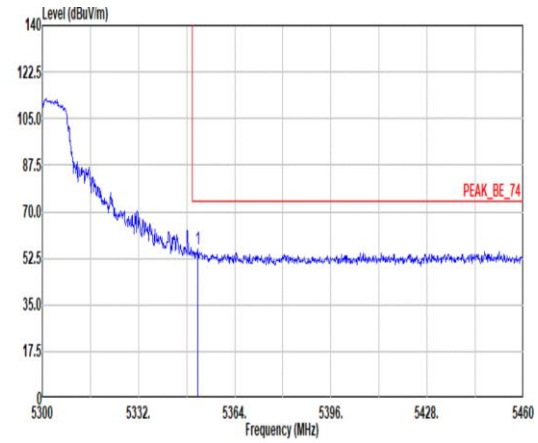 Site : 03CH13-HY Condition: PEAK_BE_74 3m HORN_9120D_1326 VERTICAL : RBW:1000.000kHz VBW:3000.000kHz SWT:Auto Limit Read Ant Cable Preamp Aux APos TPos Freq Level Line Margin Level Factor Loss Factor Factor Remark MHz dBuV/m dBuV/m dB dBuV dB/m dB dB dB cm deg 1 5351.68 55.76 74.00 -18.24 49.29 33.10 10.29 36.92 0.00 238 127 PEAK	Blank
Avg	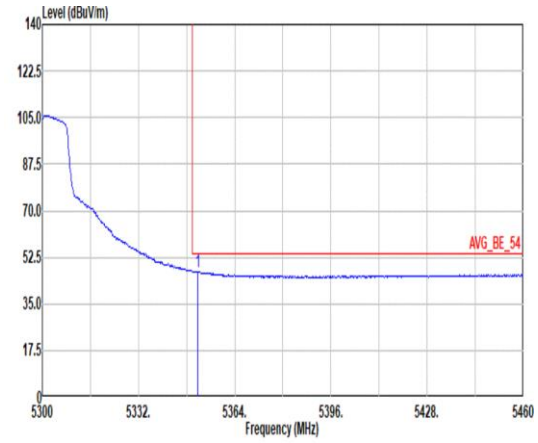 Site : 03CH13-HY Condition: AVG_BE_54 3m HORN_9120D_1326 VERTICAL : RBW:1000.000kHz VBW:1.000kHz SWT:Auto Limit Read Ant Cable Preamp Aux APos TPos Freq Level Line Margin Level Factor Loss Factor Factor Remark MHz dBuV/m dBuV/m dB dBuV dB/m dB dB dB cm deg 1 5351.68 47.09 54.00 -6.91 40.62 33.10 10.29 36.92 0.00 238 127 AVERAGE	Blank

Mode	10	
	Harmonic	
	U-NII-2A_5.25-5.35_802.11a_CH60_5300MHz	
ANT	1	
Pol.	Horizontal	Vertical
Peak Avg	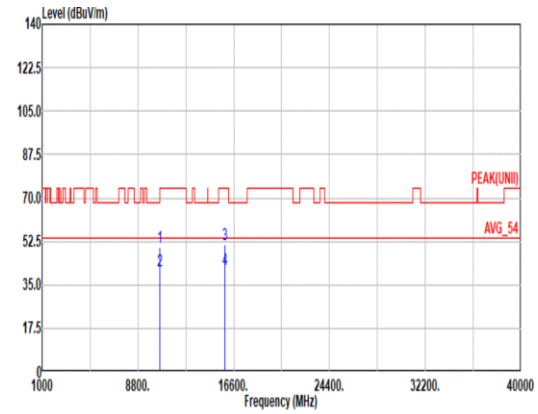 Site : 03CH13-HY Condition: PEAK(UNII) 3m HORN_9120D_1326 HORIZONTAL Freq Level Limit Line Margin Read Level Ant Factor Cable Loss Preamp Factor Aux Factor APos TPos Remark MHz dBuV/m dBuV/m dB dBuV dB/m dB dB dB cm deg 1 10600.00 50.14 74.00 -23.86 51.27 39.30 15.48 56.45 0.54 206 198 PEAK 2 10600.00 40.64 54.00 -13.36 41.77 39.30 15.48 56.45 0.54 206 198 Average 3 15900.00 51.47 74.00 -22.53 49.67 38.00 19.01 56.04 0.83 200 225 PEAK 4 15900.00 41.10 54.00 -12.90 39.30 38.00 19.01 56.04 0.83 200 225 Average	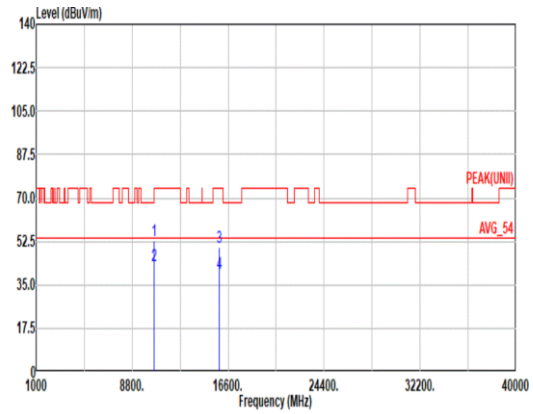 Site : 03CH13-HY Condition: PEAK(UNII) 3m HORN_9120D_1326 VERTICAL Freq Level Limit Line Margin Read Level Ant Factor Cable Loss Preamp Factor Aux Factor APos TPos Remark MHz dBuV/m dBuV/m dB dBuV dB/m dB dB dB cm deg 1 10600.00 53.07 74.00 -20.93 54.20 39.30 15.48 56.45 0.54 301 354 PEAK 2 10600.00 43.03 54.00 -10.97 44.16 39.30 15.48 56.45 0.54 301 354 Average 3 15900.00 50.12 74.00 -23.88 48.32 38.00 19.01 56.04 0.83 203 67 PEAK 4 15900.00 39.66 54.00 -14.34 37.86 38.00 19.01 56.04 0.83 203 67 Average

Mode	11	
	Band Edge	
	U-NII-2A_5.25-5.35_802.11a_CH64_5320MHz	
ANT	1	
Pol.	Horizontal	Fundamental
Peak	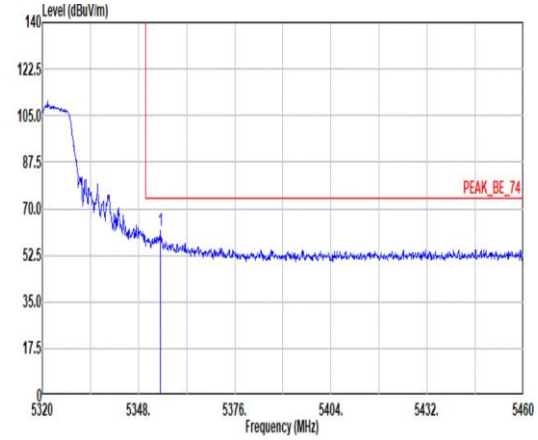 Site : 03CH13-HY Condition: PEAK_BE_74 3m HORN_9120D_1326 HORIZONTAL : RBW:1000.000kHz VBW:3000.000kHz SWT:Auto Freq Level Limit Line Margin Read Level Ant Factor Cable Loss Preamp Factor Aux Factor APos TPos Remark MHz dBuV/m dBuV/m dB dBuV dB/m dB dB dB cm deg 1 5354.44 61.85 74.00 -12.15 55.38 33.10 10.29 36.92 0.00 100 209 PEAK	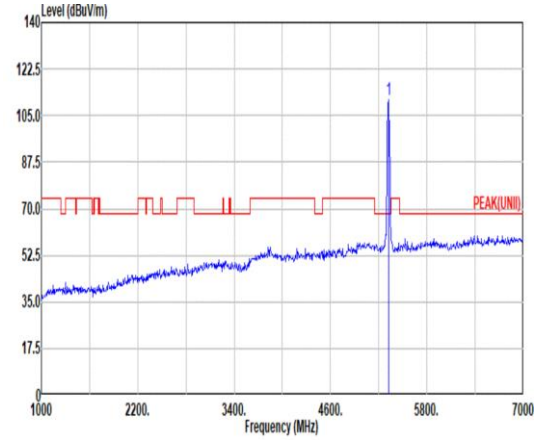 Site : 03CH13-HY Condition: PEAK(UNII) 3m HORN_9120D_1326 HORIZONTAL : RBW:1000.000kHz VBW:3000.000kHz SWT:Auto Freq Level Limit Line Margin Read Level Ant Factor Cable Loss Preamp Factor Aux Factor APos TPos Remark MHz dBuV/m dBuV/m dB dBuV dB/m dB dB dB cm deg 1 5320.00 110.95 ------ ------ 104.45 33.16 10.28 36.94 0.00 100 209 PEAK
Avg	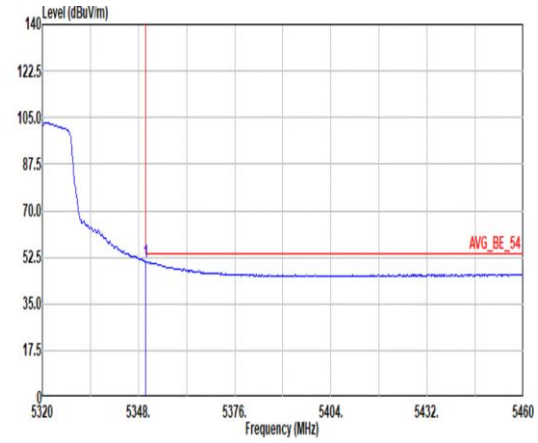 Site : 03CH13-HY Condition: AVG_BE_54 3m HORN_9120D_1326 HORIZONTAL : RBW:1000.000kHz VBW:1.000kHz SWT:Auto Freq Level Limit Line Margin Read Level Ant Factor Cable Loss Preamp Factor Aux Factor APos TPos Remark MHz dBuV/m dBuV/m dB dBuV dB/m dB dB dB cm deg 1 5350.10 50.69 54.00 -3.31 44.22 33.10 10.29 36.92 0.00 100 209 AVERAGE	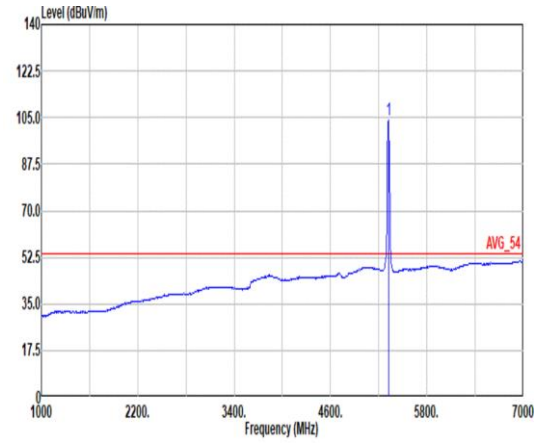 Site : 03CH13-HY Condition: AVG_54 3m HORN_9120D_1326 HORIZONTAL : RBW:1000.000kHz VBW:1.000kHz SWT:Auto Freq Level Limit Line Margin Read Level Ant Factor Cable Loss Preamp Factor Aux Factor APos TPos Remark MHz dBuV/m dBuV/m dB dBuV dB/m dB dB dB cm deg 1 5320.00 104.25 ------ ------ 97.75 33.16 10.28 36.94 0.00 100 209 AVERAGE

Mode	11	
	Band Edge	
	U-NII-2A_5.25-5.35_802.11a_CH64_5320MHz	
ANT	1	
Pol.	Vertical	Fundamental
Peak	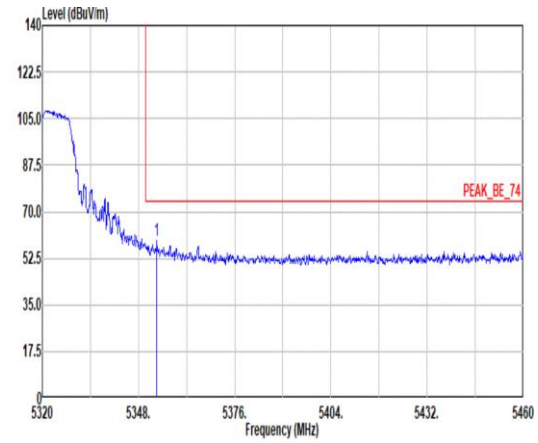 Site : 03CH13-HY Condition: PEAK_BE_74 3m HORN_9120D_1326 VERTICAL : RBW:1000.000kHz VBW:3000.000kHz SWT:Auto Freq Level Limit Line Margin Read Level Ant Factor Cable Loss Preamp Factor Aux Factor APos TPos Remark MHz dBuV/m dBuV/m dB dBuV dB/m dB dB dB cm deg 1 5353.32 59.37 74.00 -14.63 52.90 33.10 10.29 36.92 0.00 200 123 PEAK	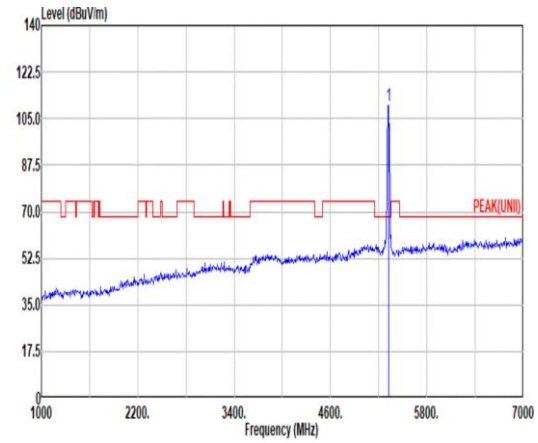 Site : 03CH13-HY Condition: PEAK(UNII) 3m HORN_9120D_1326 VERTICAL : RBW:1000.000kHz VBW:3000.000kHz SWT:Auto Freq Level Limit Line Margin Read Level Ant Factor Cable Loss Preamp Factor Aux Factor APos TPos Remark MHz dBuV/m dBuV/m dB dBuV dB/m dB dB dB cm deg 1 5320.00 109.75 ------ ------ 103.26 33.15 10.28 36.94 0.00 200 123 PEAK
Avg	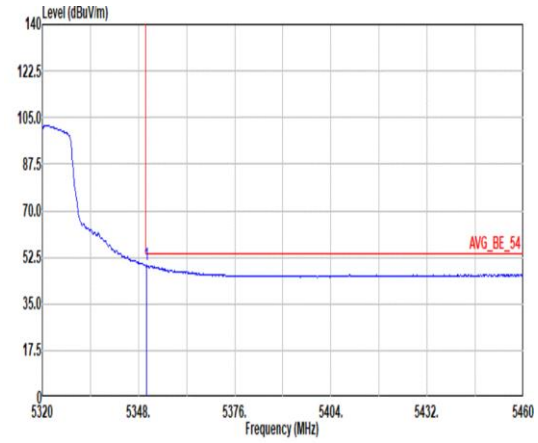 Site : 03CH13-HY Condition: AVG_BE_54 3m HORN_9120D_1326 VERTICAL : RBW:1000.000kHz VBW:1.000kHz SWT:Auto Freq Level Limit Line Margin Read Level Ant Factor Cable Loss Preamp Factor Aux Factor APos TPos Remark MHz dBuV/m dBuV/m dB dBuV dB/m dB dB dB cm deg 1 5350.38 49.41 54.00 -4.59 42.94 33.10 10.29 36.92 0.00 200 123 AVERAGE	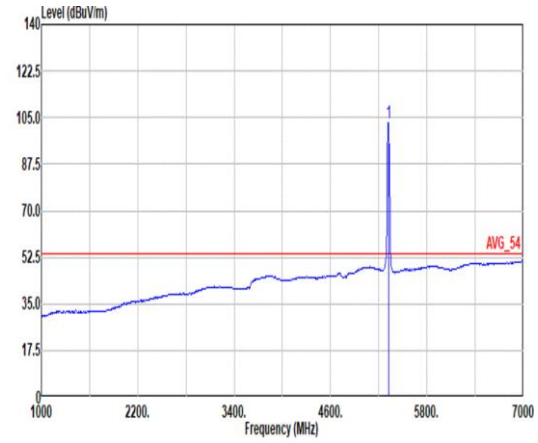 Site : 03CH13-HY Condition: AVG_54 3m HORN_9120D_1326 VERTICAL : RBW:1000.000kHz VBW:1.000kHz SWT:Auto Freq Level Limit Line Margin Read Level Ant Factor Cable Loss Preamp Factor Aux Factor APos TPos Remark MHz dBuV/m dBuV/m dB dBuV dB/m dB dB dB cm deg 1 5320.00 103.27 ------ ------ 96.77 33.16 10.28 36.94 0.00 200 123 AVERAGE

Mode	11	
	Harmonic	
	U-NII-2A_5.25-5.35_802.11a_CH64_5320MHz	
ANT	1	
Pol.	Horizontal	Vertical
Peak Avg	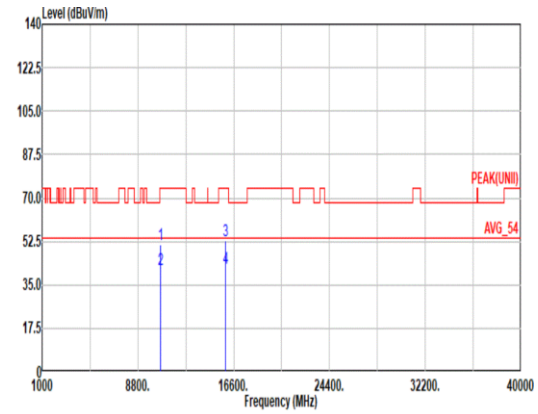 Site : 03CH13-HY Condition: PEAK(UNII) 3m HORN_9120D_1326 HORIZONTAL Freq Level Limit Line Margin Read Level Ant Factor Cable Loss Preamp Factor Aux Factor APos TPos Remark MHz dBuV/m dBuV/m dB dBuV dB/m dB dB dB cm deg 1 10640.00 51.16 74.00 -22.84 52.17 39.38 15.50 56.43 0.54 206 203 PEAK 2 10640.00 40.95 54.00 -13.05 41.96 39.38 15.50 56.43 0.54 206 203 Average 3 15960.00 52.77 74.00 -21.23 51.13 37.76 19.04 55.99 0.83 207 150 PEAK 4 15960.00 41.78 54.00 -12.22 40.14 37.76 19.04 55.99 0.83 207 150 Average	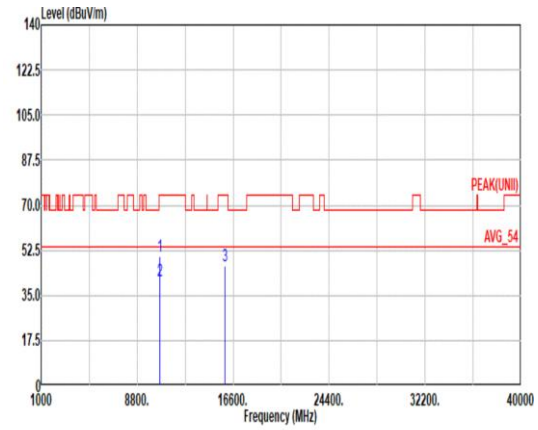 Site : 03CH13-HY Condition: PEAK(UNII) 3m HORN_9120D_1326 VERTICAL Freq Level Limit Line Margin Read Level Ant Factor Cable Loss Preamp Factor Aux Factor APos TPos Remark MHz dBuV/m dBuV/m dB dBuV dB/m dB dB dB cm deg 1 10640.00 50.42 74.00 -23.58 51.43 39.38 15.50 56.43 0.54 303 345 PEAK 2 10640.00 40.87 54.00 -13.13 41.88 39.38 15.50 56.43 0.54 303 345 Average 3 15960.00 46.57 74.00 -27.43 44.93 37.76 19.04 55.99 0.83 -- -- PEAK

Mode	12	
	Band Edge - L	
	U-NII-2A_5.25-5.35_802.11ac VHT20_CH52_5260MHz	
ANT	1	
Pol.	Horizontal	Fundamental
Peak	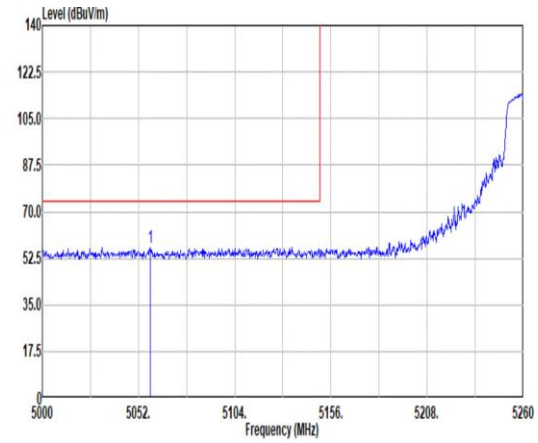 Site : 03CH13-HY Condition: PEAK_BE_74 3m HORN_9120D_1326 HORIZONTAL : RBW:1000.000kHz VBW:3000.000kHz SWT:Auto Freq Level Limit Line Margin Read Level Ant Factor Cable Loss Preamp Factor Aux Factor APos TPos Remark MHz dBuV/m dBuV/m dB dBuV dB/m dB dB dB cm deg 1 5058.24 56.47 74.00 -17.53 50.46 33.18 9.95 37.12 0.00 177 0 PEAK	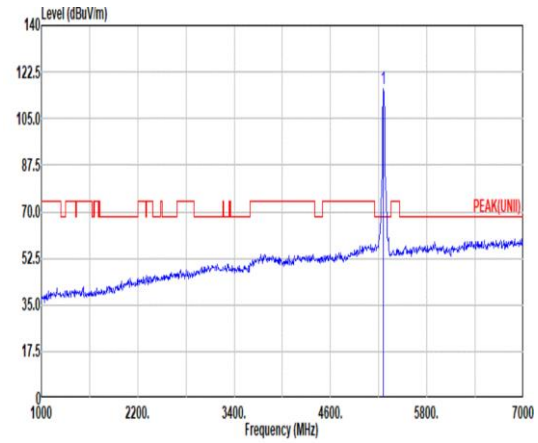 Site : 03CH13-HY Condition: PEAK(UNII) 3m HORN_9120D_1326 HORIZONTAL : RBW:1000.000kHz VBW:3000.000kHz SWT:Auto Freq Level Limit Line Margin Read Level Ant Factor Cable Loss Preamp Factor Aux Factor APos TPos Remark MHz dBuV/m dBuV/m dB dBuV dB/m dB dB dB cm deg 1 5260.00 116.37 ------ ------ 109.90 33.20 10.25 36.98 0.00 177 0 PEAK
Avg	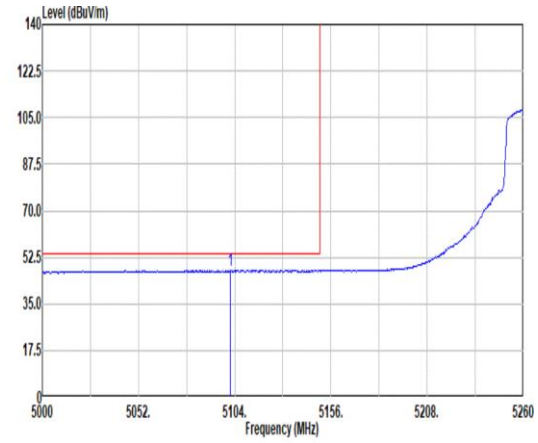 Site : 03CH13-HY Condition: AVG_BE_54 3m HORN_9120D_1326 HORIZONTAL : RBW:1000.000kHz VBW:1.000kHz SWT:Auto Freq Level Limit Line Margin Read Level Ant Factor Cable Loss Preamp Factor Aux Factor APos TPos Remark MHz dBuV/m dBuV/m dB dBuV dB/m dB dB dB cm deg 1 5101.66 47.60 54.00 -6.40 41.56 33.10 10.03 37.09 0.00 177 0 AVERAGE	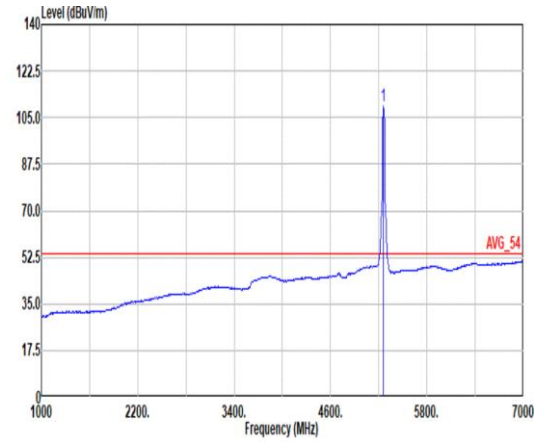 Site : 03CH13-HY Condition: AVG_54 3m HORN_9120D_1326 HORIZONTAL : RBW:1000.000kHz VBW:1.000kHz SWT:Auto Freq Level Limit Line Margin Read Level Ant Factor Cable Loss Preamp Factor Aux Factor APos TPos Remark MHz dBuV/m dBuV/m dB dBuV dB/m dB dB dB cm deg 1 5260.00 109.21 ------ ------ 102.74 33.20 10.25 36.98 0.00 177 0 AVERAGE

Mode	12	
	Band Edge - R	
	U-NII-2A_5.25-5.35_802.11ac VHT20_CH52_5260MHz	
ANT	1	
Pol.	Horizontal	Fundamental
Peak	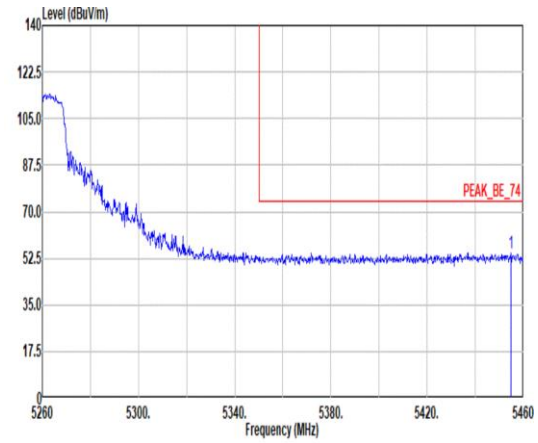 Site : 03CH13-HY Condition: PEAK_BE_74 3m HORN_9120D_1326 HORIZONTAL : RBW:1000.000kHz VBW:3000.000kHz SWT:Auto Freq Level Limit Line Margin Read Level Ant Factor Cable Loss Preamp Factor Aux Factor APos TPos Remark MHz dBuV/m dBuV/m dB dBuV dB/m dB dB dB cm deg 1 5454.80 54.46 74.00 -19.54 47.90 33.10 10.31 36.85 0.00 177 0 PEAK	Blank
Avg	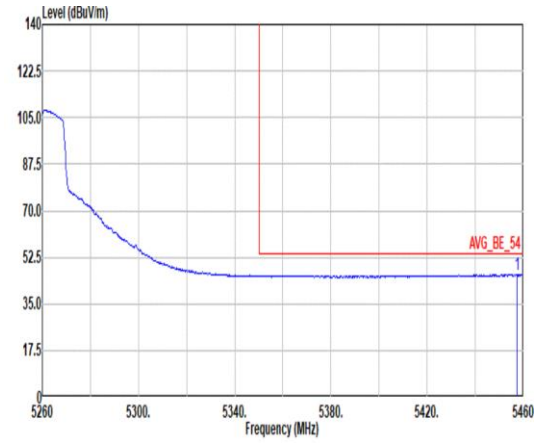 Site : 03CH13-HY Condition: AVG_BE_54 3m HORN_9120D_1326 HORIZONTAL : RBW:1000.000kHz VBW:1.000kHz SWT:Auto Freq Level Limit Line Margin Read Level Ant Factor Cable Loss Preamp Factor Aux Factor APos TPos Remark MHz dBuV/m dBuV/m dB dBuV dB/m dB dB dB cm deg 1 5457.40 46.04 54.00 -7.96 39.48 33.10 10.31 36.85 0.00 177 0 AVERAGE	Blank

Mode	12	
	Band Edge - L	
	U-NII-2A_5.25-5.35_802.11ac VHT20_CH52_5260MHz	
ANT	1	
Pol.	Vertical	Fundamental
Peak	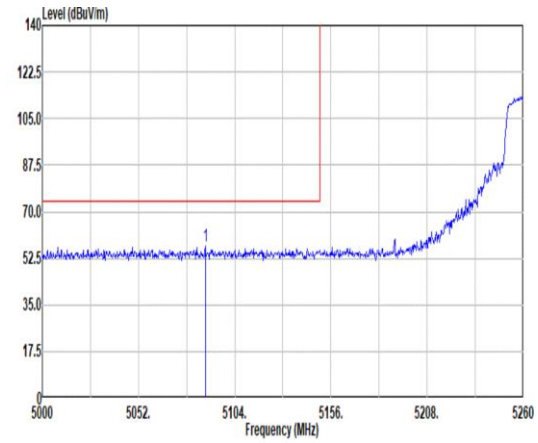 Site : 03CH13-HY Condition: PEAK_BE_74 3m HORN_9120D_1326 VERTICAL : RBW:1000.000kHz VBW:3000.000kHz SWT:Auto Freq Level Limit Line Margin Read Level Ant Factor Cable Loss Preamp Factor Aux Factor APos TPos Remark MHz dBuV/m dBuV/m dB dBuV dB/m dB dB dB cm deg 1 5088.14 56.97 74.00 -17.03 50.94 33.12 10.01 37.10 0.00 229 131 PEAK	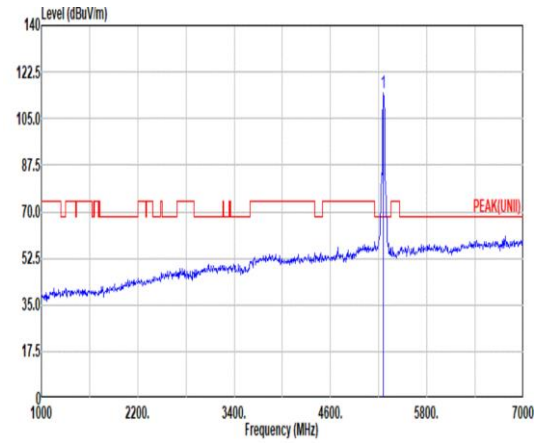 Site : 03CH13-HY Condition: PEAK(UNII) 3m HORN_9120D_1326 VERTICAL : RBW:1000.000kHz VBW:3000.000kHz SWT:Auto Freq Level Limit Line Margin Read Level Ant Factor Cable Loss Preamp Factor Aux Factor APos TPos Remark MHz dBuV/m dBuV/m dB dBuV dB/m dB dB dB cm deg 1 5260.00 114.55 ------ ------ 108.08 33.20 10.25 36.98 0.00 229 131 PEAK
Avg	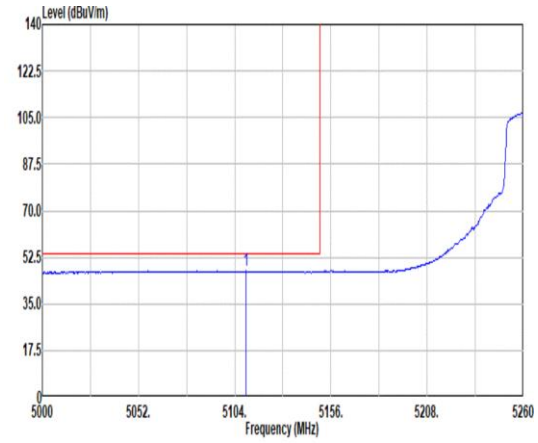 Site : 03CH13-HY Condition: AVG_BE_54 3m HORN_9120D_1326 VERTICAL : RBW:1000.000kHz VBW:1.000kHz SWT:Auto Freq Level Limit Line Margin Read Level Ant Factor Cable Loss Preamp Factor Aux Factor APos TPos Remark MHz dBuV/m dBuV/m dB dBuV dB/m dB dB dB cm deg 1 5109.98 47.40 54.00 -6.60 41.32 33.12 10.05 37.09 0.00 229 131 AVERAGE	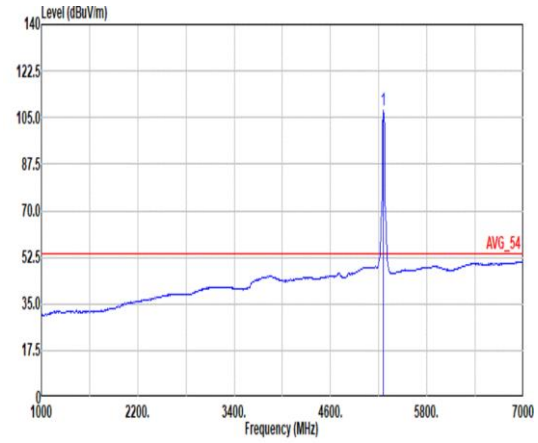 Site : 03CH13-HY Condition: AVG_54 3m HORN_9120D_1326 VERTICAL : RBW:1000.000kHz VBW:1.000kHz SWT:Auto Freq Level Limit Line Margin Read Level Ant Factor Cable Loss Preamp Factor Aux Factor APos TPos Remark MHz dBuV/m dBuV/m dB dBuV dB/m dB dB dB cm deg 1 5260.00 107.75 ------ ------ 101.28 33.20 10.25 36.98 0.00 229 131 AVERAGE

Mode	12	
	Band Edge - R	
	U-NII-2A_5.25-5.35_802.11ac VHT20_CH52_5260MHz	
ANT	1	
Pol.	Vertical	Fundamental
Peak	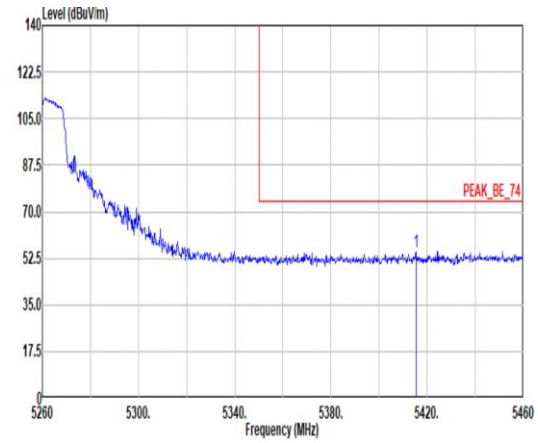 Site : 03CH13-HY Condition: PEAK_BE_74 3m HORN_9120D_1326 VERTICAL : RBW:1000.000kHz VBW:3000.000kHz SWT:Auto Limit Read Ant Cable Preamp Aux APos TPos Freq Level Line Margin Level Factor Loss Factor Factor Remark MHz dBuV/m dBuV/m dB dBuV dB/m dB dB dB cm deg 1 5415.40 55.16 74.00 -18.84 48.63 33.10 10.31 36.88 0.00 229 131 PEAK	Blank
Avg	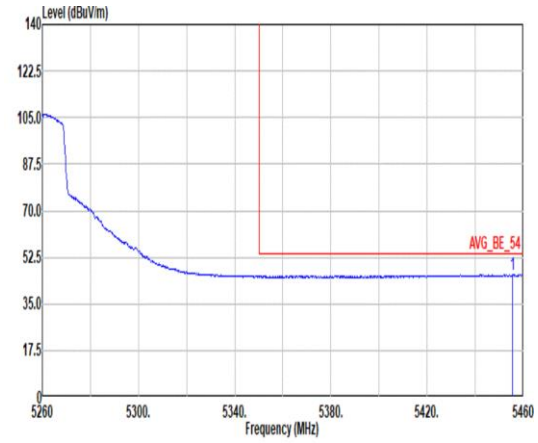 Site : 03CH13-HY Condition: AVG_BE_54 3m HORN_9120D_1326 VERTICAL : RBW:1000.000kHz VBW:1.000kHz SWT:Auto Limit Read Ant Cable Preamp Aux APos TPos Freq Level Line Margin Level Factor Loss Factor Factor Remark MHz dBuV/m dBuV/m dB dBuV dB/m dB dB dB cm deg 1 5455.60 46.11 54.00 -7.89 39.55 33.10 10.31 36.85 0.00 229 131 AVERAGE	Blank

Mode	12	
	Harmonic	
	U-NII-2A_5.25-5.35_802.11ac VHT20_CH52_5260MHz	
ANT	1	
Pol.	Horizontal	Vertical
Peak Avg	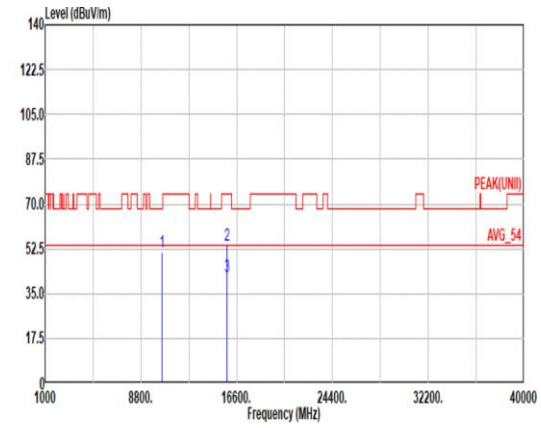 Site : 03CH13-HY Condition: PEAK(UNII) 3m HORN_9120D_1326 HORIZONTAL Freq Level Limit Line Margin Read Level Ant Factor Cable Loss Preamp Factor Aux Factor APos TPos Remark MHz dBuV/m dBuV/m dB dBuV dB/m dB dB dB cm deg 1 10520.00 51.11 68.20 -17.09 52.71 38.90 15.44 56.48 0.54 199 185 PEAK 2 15780.00 53.92 74.00 -20.08 52.30 38.02 18.93 56.15 0.82 208 111 PEAK 3 15780.00 41.65 54.00 -12.35 40.03 38.02 18.93 56.15 0.82 208 111 Average	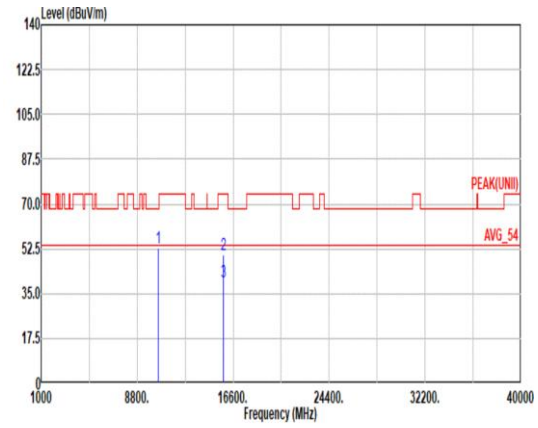 Site : 03CH13-HY Condition: PEAK(UNII) 3m HORN_9120D_1326 VERTICAL Freq Level Limit Line Margin Read Level Ant Factor Cable Loss Preamp Factor Aux Factor APos TPos Remark MHz dBuV/m dBuV/m dB dBuV dB/m dB dB dB cm deg 1 10520.00 52.67 68.20 -15.53 54.27 38.90 15.44 56.48 0.54 298 355 PEAK 2 15780.00 50.21 74.00 -23.79 48.59 38.02 18.93 56.15 0.82 201 71 PEAK 3 15780.00 39.65 54.00 -14.35 38.03 38.02 18.93 56.15 0.82 201 71 Average

Mode	13	
	Band Edge - L	
	U-NII-2A_5.25-5.35_802.11ac VHT20_CH60_5300MHz	
ANT	1	
Pol.	Horizontal	Fundamental
Peak	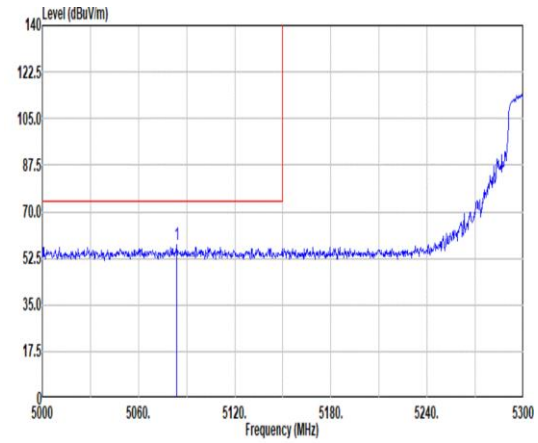 Site : 03CH13-HY Condition: PEAK_BE_74 3m HORN_9120D_1326 HORIZONTAL : RBW:1000.000kHz VBW:3000.000kHz SWT:Auto Freq Level Limit Line Margin Read Level Ant Factor Cable Loss Preamp Factor Aux Factor APos TPos Remark MHz dBuV/m dBuV/m dB dBuV dB/m dB dB dB cm deg 1 5084.00 57.47 74.00 -16.53 51.44 33.13 10.00 37.10 0.00 189 348 PEAK	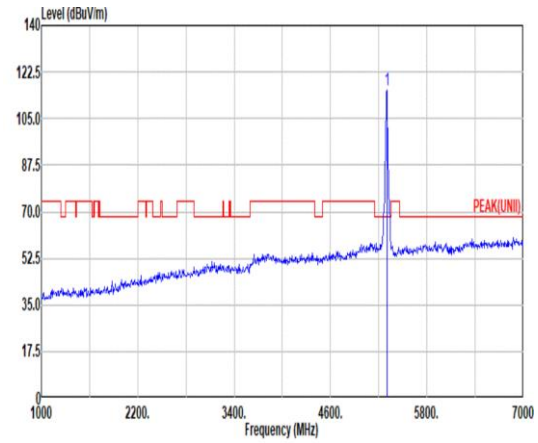 Site : 03CH13-HY Condition: PEAK(UNII) 3m HORN_9120D_1326 HORIZONTAL : RBW:1000.000kHz VBW:3000.000kHz SWT:Auto Freq Level Limit Line Margin Read Level Ant Factor Cable Loss Preamp Factor Aux Factor APos TPos Remark MHz dBuV/m dBuV/m dB dBuV dB/m dB dB dB cm deg 1 5300.00 115.50 ------ ------ 108.98 33.20 10.27 36.95 0.00 189 348 PEAK
Avg	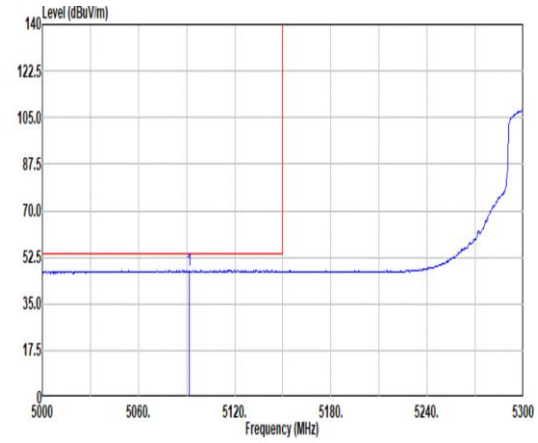 Site : 03CH13-HY Condition: AVG_BE_54 3m HORN_9120D_1326 HORIZONTAL : RBW:1000.000kHz VBW:1.000kHz SWT:Auto Freq Level Limit Line Margin Read Level Ant Factor Cable Loss Preamp Factor Aux Factor APos TPos Remark MHz dBuV/m dBuV/m dB dBuV dB/m dB dB dB cm deg 1 5091.80 47.52 54.00 -6.48 41.49 33.12 10.01 37.10 0.00 189 348 AVERAGE	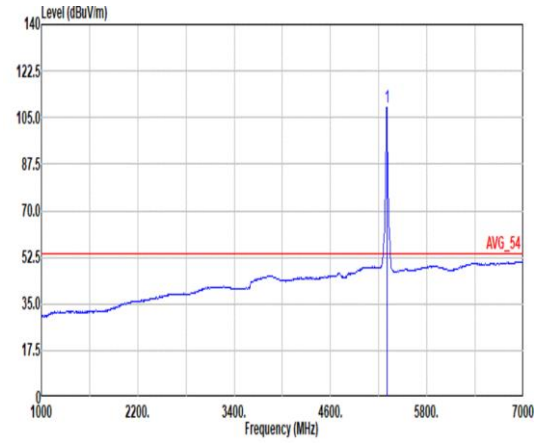 Site : 03CH13-HY Condition: AVG_54 3m HORN_9120D_1326 HORIZONTAL : RBW:1000.000kHz VBW:1.000kHz SWT:Auto Freq Level Limit Line Margin Read Level Ant Factor Cable Loss Preamp Factor Aux Factor APos TPos Remark MHz dBuV/m dBuV/m dB dBuV dB/m dB dB dB cm deg 1 5300.00 108.84 ------ ------ 102.33 33.20 10.27 36.96 0.00 189 348 AVERAGE

Mode	13	
	Band Edge - R	
	U-NII-2A_5.25-5.35_802.11ac VHT20_CH60_5300MHz	
ANT	1	
Pol.	Horizontal	Fundamental
Peak	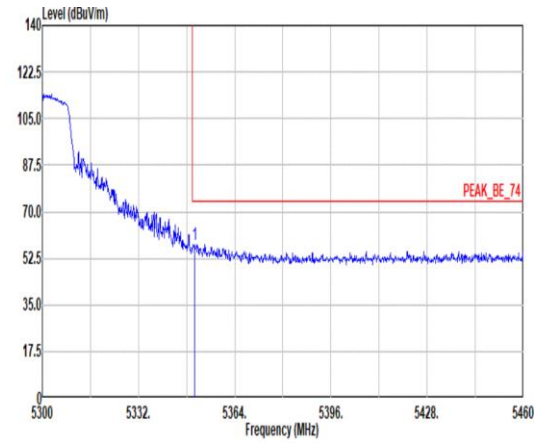 Site : 03CH13-HY Condition: PEAK_BE_74 3m HORN_9120D_1326 HORIZONTAL : RBW:1000.000kHz VBW:3000.000kHz SWT:Auto Limit Read Ant Cable Preamp Aux APos TPos Freq Level Line Margin Level Factor Loss Factor Factor Remark MHz dBuV/m dBuV/m dB dBuV dB/m dB dB dB cm deg 1 5350.56 57.78 74.00 -16.22 51.31 33.10 10.29 36.92 0.00 189 348 PEAK	Blank
Avg	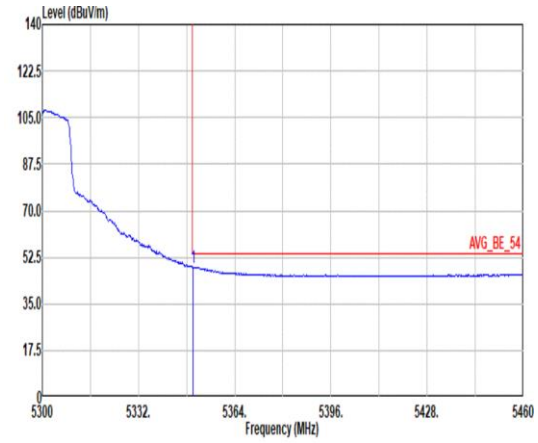 Site : 03CH13-HY Condition: AVG_BE_54 3m HORN_9120D_1326 HORIZONTAL : RBW:1000.000kHz VBW:1.000kHz SWT:Auto Limit Read Ant Cable Preamp Aux APos TPos Freq Level Line Margin Level Factor Loss Factor Factor Remark MHz dBuV/m dBuV/m dB dBuV dB/m dB dB dB cm deg 1 5350.24 48.72 54.00 -5.28 42.25 33.10 10.29 36.92 0.00 189 348 AVERAGE	Blank

Mode	13	
	Band Edge - L	
	U-NII-2A_5.25-5.35_802.11ac VHT20_CH60_5300MHz	
ANT	1	
Pol.	Vertical	Fundamental
Peak	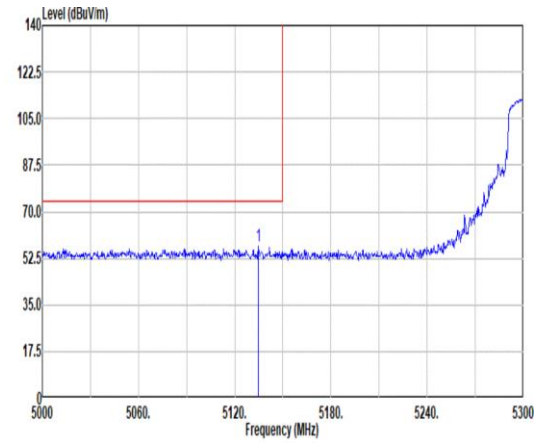 Site : 03CH13-HY Condition: PEAK_BE_74 3m HORN_9120D_1326 VERTICAL : RBW:1000.000kHz VBW:3000.000kHz SWT:Auto Freq Level Limit Line Margin Read Level Ant Factor Cable Loss Preamp Factor Aux Factor APos TPos Remark MHz dBuV/m dBuV/m dB dBuV dB/m dB dB dB cm deg 1 5134.70 56.81 74.00 -17.19 50.61 33.17 10.10 37.07 0.00 215 118 PEAK	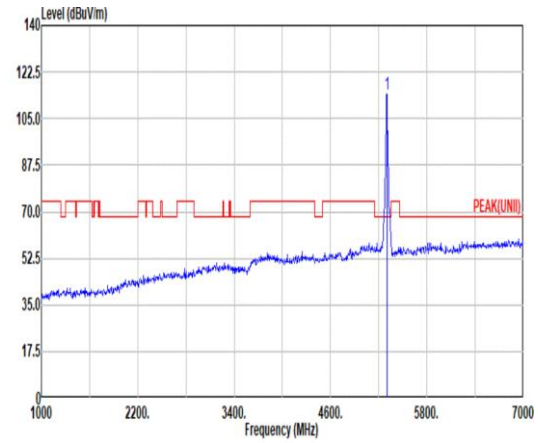 Site : 03CH13-HY Condition: PEAK(UNII) 3m HORN_9120D_1326 VERTICAL : RBW:1000.000kHz VBW:3000.000kHz SWT:Auto Freq Level Limit Line Margin Read Level Ant Factor Cable Loss Preamp Factor Aux Factor APos TPos Remark MHz dBuV/m dBuV/m dB dBuV dB/m dB dB dB cm deg 1 5300.00 114.28 ------ ------ 107.76 33.20 10.27 36.95 0.00 215 118 PEAK
Avg	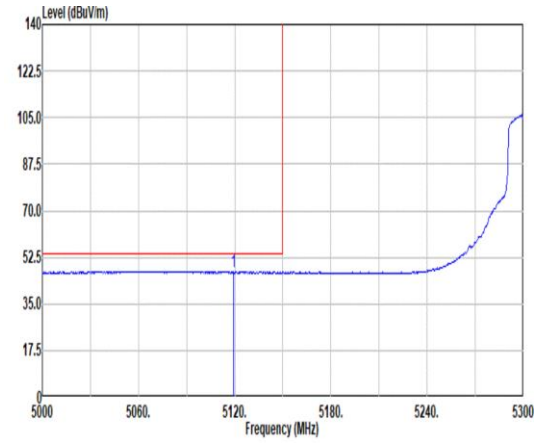 Site : 03CH13-HY Condition: AVG_BE_54 3m HORN_9120D_1326 VERTICAL : RBW:1000.000kHz VBW:1.000kHz SWT:Auto Freq Level Limit Line Margin Read Level Ant Factor Cable Loss Preamp Factor Aux Factor APos TPos Remark MHz dBuV/m dBuV/m dB dBuV dB/m dB dB dB cm deg 1 5119.40 47.28 54.00 -6.72 41.15 33.14 10.07 37.08 0.00 215 118 AVERAGE	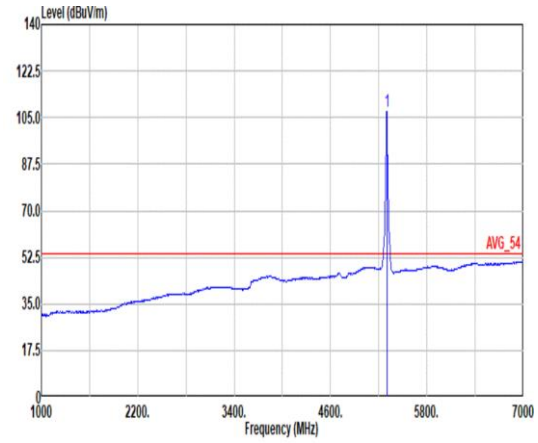 Site : 03CH13-HY Condition: AVG_54 3m HORN_9120D_1326 VERTICAL : RBW:1000.000kHz VBW:1.000kHz SWT:Auto Freq Level Limit Line Margin Read Level Ant Factor Cable Loss Preamp Factor Aux Factor APos TPos Remark MHz dBuV/m dBuV/m dB dBuV dB/m dB dB dB cm deg 1 5300.00 107.18 ------ ------ 100.67 33.20 10.27 36.96 0.00 215 118 AVERAGE

Mode	13	
	Band Edge - R	
	U-NII-2A_5.25-5.35_802.11ac VHT20_CH60_5300MHz	
ANT	1	
Pol.	Vertical	Fundamental
Peak	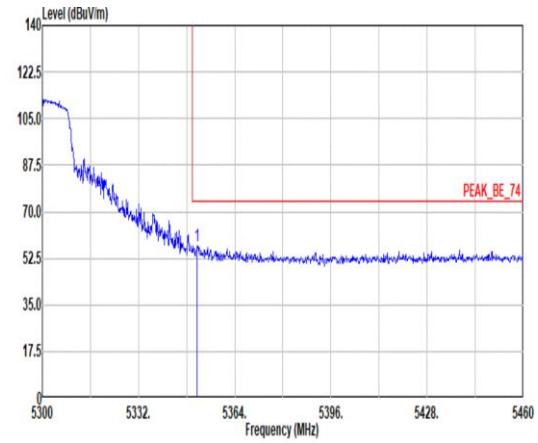 Site : 03CH13-HY Condition: PEAK_BE_74 3m HORN_9120D_1326 VERTICAL : RBW:1000.000kHz VBW:3000.000kHz SWT:Auto Limit Read Ant Cable Preamp Aux APos TPos Freq Level Line Margin Level Factor Loss Factor Factor Remark MHz dBuV/m dBuV/m dB dBuV dB/m dB dB dB cm deg 1 5351.52 57.15 74.00 -16.85 50.68 33.10 10.29 36.92 0.00 215 118 PEAK	Blank
Avg	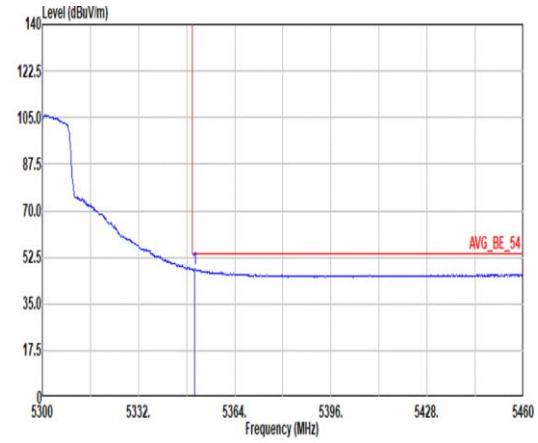 Site : 03CH13-HY Condition: AVG_BE_54 3m HORN_9120D_1326 VERTICAL : RBW:1000.000kHz VBW:1.000kHz SWT:Auto Limit Read Ant Cable Preamp Aux APos TPos Freq Level Line Margin Level Factor Loss Factor Factor Remark MHz dBuV/m dBuV/m dB dBuV dB/m dB dB dB cm deg 1 5350.72 47.96 54.00 -6.04 41.49 33.10 10.29 36.92 0.00 215 118 AVERAGE	Blank

Mode	13	
	Harmonic	
	U-NII-2A_5.25-5.35_802.11ac VHT20_CH60_5300MHz	
ANT	1	
Pol.	Horizontal	Vertical
Peak Avg	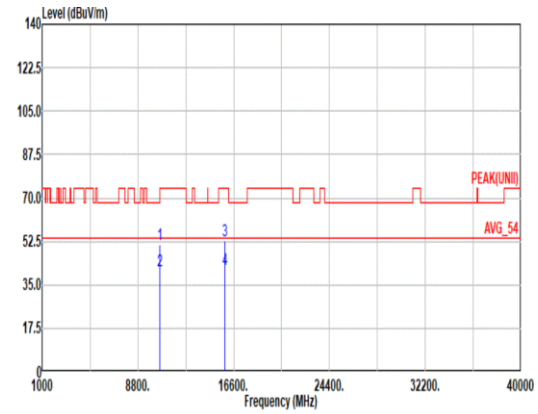 Site : 03CH13-HY Condition: PEAK(UNII) 3m HORN_9120D_1326 HORIZONTAL Freq Level Limit Line Margin Read Level Ant Factor Cable Loss Preamp Factor Aux Factor APos TPos Remark MHz dBuV/m dBuV/m dB dBuV dB/m dB dB dB cm deg 1 10600.00 51.45 74.00 -22.55 52.58 39.30 15.48 56.45 0.54 205 200 PEAK 2 10600.00 40.61 54.00 -13.39 41.74 39.30 15.48 56.45 0.54 205 200 Average 3 15900.00 52.69 74.00 -21.31 50.89 38.00 19.01 56.04 0.83 208 108 PEAK 4 15900.00 41.30 54.00 -12.70 39.50 38.00 19.01 56.04 0.83 208 108 Average	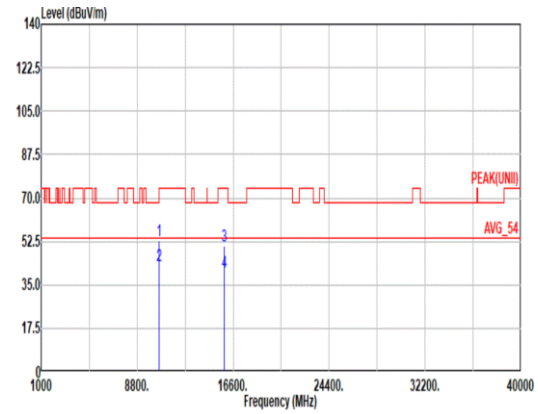 Site : 03CH13-HY Condition: PEAK(UNII) 3m HORN_9120D_1326 VERTICAL Freq Level Limit Line Margin Read Level Ant Factor Cable Loss Preamp Factor Aux Factor APos TPos Remark MHz dBuV/m dBuV/m dB dBuV dB/m dB dB dB cm deg 1 10600.00 52.64 74.00 -21.36 53.77 39.30 15.48 56.45 0.54 301 356 PEAK 2 10600.00 42.73 54.00 -11.27 43.86 39.30 15.48 56.45 0.54 301 356 Average 3 15900.00 50.97 74.00 -23.03 49.17 38.00 19.01 56.04 0.83 196 71 PEAK 4 15900.00 40.35 54.00 -13.65 38.55 38.00 19.01 56.04 0.83 196 71 Average

Mode	14	
	Band Edge	
	U-NII-2A_5.25-5.35_802.11ac VHT20_CH64_5320MHz	
ANT	1	
Pol.	Horizontal	Fundamental
Peak	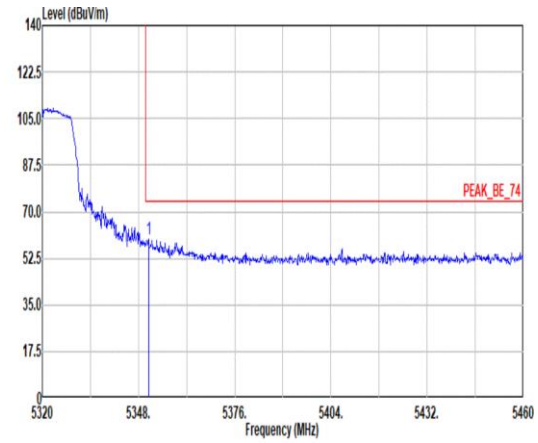 Site : 03CH13-HY Condition: PEAK_BE_74 3m HORN_9120D_1326 HORIZONTAL : RBW:1000.000kHz VBW:3000.000kHz SWT:Auto Freq Level Limit Line Margin Read Level Ant Factor Cable Loss Preamp Factor Aux Factor APos TPos Remark 1 5350.94 59.66 74.00 -14.34 53.19 33.10 10.29 36.92 0.00 115 215 PEAK	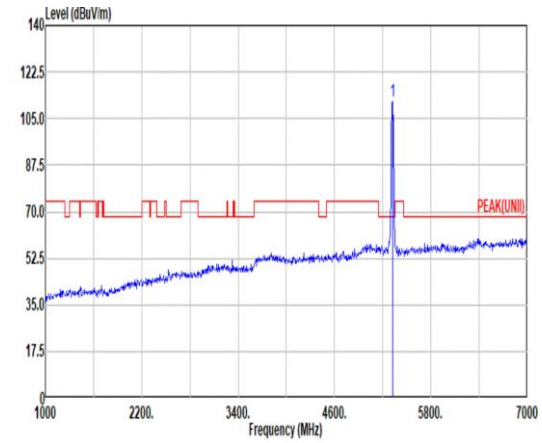 Site : 03CH13-HY Condition: PEAK(UNII) 3m HORN_9120D_1326 HORIZONTAL : RBW:1000.000kHz VBW:3000.000kHz SWT:Auto Freq Level Limit Line Margin Read Level Ant Factor Cable Loss Preamp Factor Aux Factor APos TPos Remark 1 5320.00 111.48 ------ ------ 104.98 33.16 10.28 36.94 0.00 115 215 PEAK
Avg	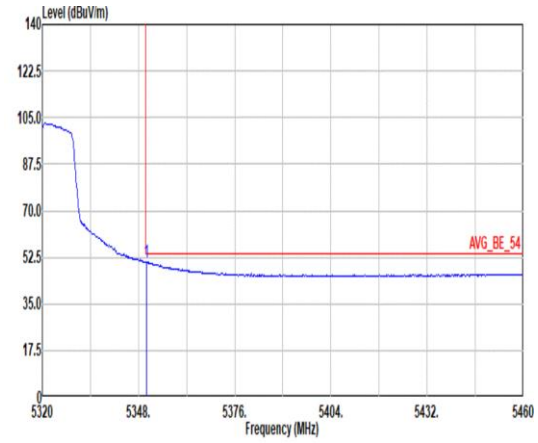 Site : 03CH13-HY Condition: AVG_BE_54 3m HORN_9120D_1326 HORIZONTAL : RBW:1000.000kHz VBW:1.000kHz SWT:Auto Freq Level Limit Line Margin Read Level Ant Factor Cable Loss Preamp Factor Aux Factor APos TPos Remark 1 5350.24 50.66 54.00 -3.34 44.19 33.10 10.29 36.92 0.00 115 215 AVERAGE	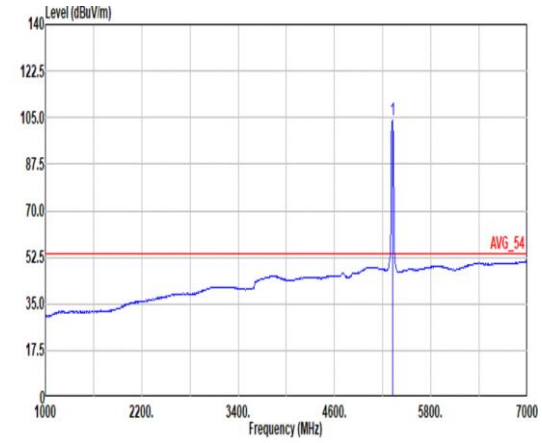 Site : 03CH13-HY Condition: AVG_54 3m HORN_9120D_1326 HORIZONTAL : RBW:1000.000kHz VBW:1.000kHz SWT:Auto Freq Level Limit Line Margin Read Level Ant Factor Cable Loss Preamp Factor Aux Factor APos TPos Remark 1 5320.00 103.97 ------ ------ 97.47 33.16 10.28 36.94 0.00 115 215 AVERAGE

Mode	14	
	Band Edge	
	U-NII-2A_5.25-5.35_802.11ac VHT20_CH64_5320MHz	
ANT	1	
Pol.	Vertical	Fundamental
Peak	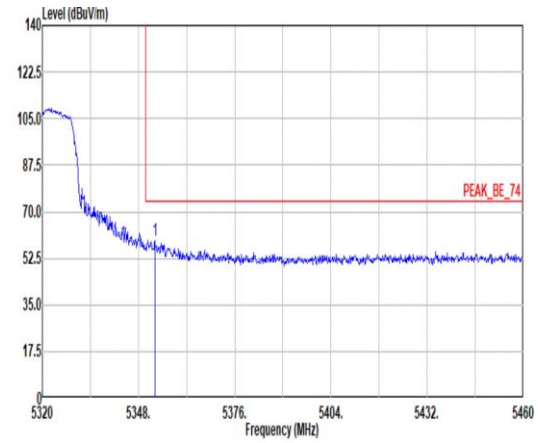 Site : 03CH13-HY Condition: PEAK_BE_74 3m HORN_9120D_1326 VERTICAL : RBW:1000.000kHz VBW:3000.000kHz SWT:Auto Freq Level Limit Line Margin Read Level Ant Factor Cable Loss Preamp Factor Aux Factor APos TPos Remark MHz dBuV/m dBuV/m dB dBuV dB/m dB dB dB cm deg 1 5352.76 59.43 74.00 -14.57 52.96 33.10 10.29 36.92 0.00 225 126 PEAK	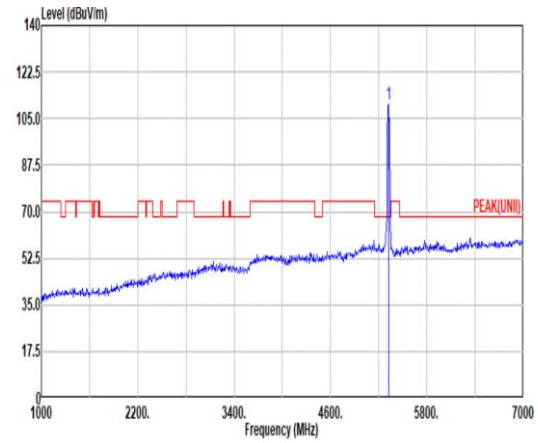 Site : 03CH13-HY Condition: PEAK(UNII) 3m HORN_9120D_1326 VERTICAL : RBW:1000.000kHz VBW:3000.000kHz SWT:Auto Freq Level Limit Line Margin Read Level Ant Factor Cable Loss Preamp Factor Aux Factor APos TPos Remark MHz dBuV/m dBuV/m dB dBuV dB/m dB dB dB cm deg 1 5320.00 110.45 ------ ------ 103.95 33.16 10.28 36.94 0.00 225 126 PEAK
Avg	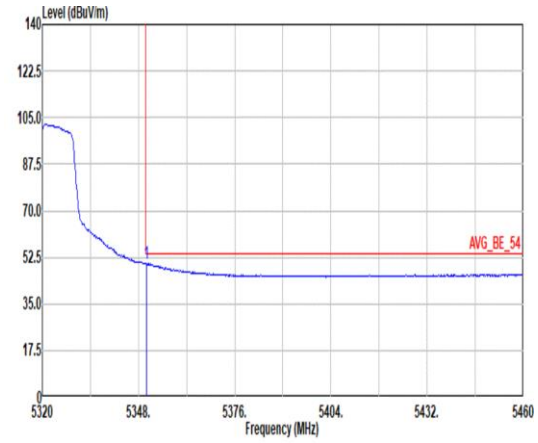 Site : 03CH13-HY Condition: AVG_BE_54 3m HORN_9120D_1326 VERTICAL : RBW:1000.000kHz VBW:1.000kHz SWT:Auto Freq Level Limit Line Margin Read Level Ant Factor Cable Loss Preamp Factor Aux Factor APos TPos Remark MHz dBuV/m dBuV/m dB dBuV dB/m dB dB dB cm deg 1 5350.24 50.18 54.00 -3.82 43.71 33.10 10.29 36.92 0.00 225 126 AVERAGE	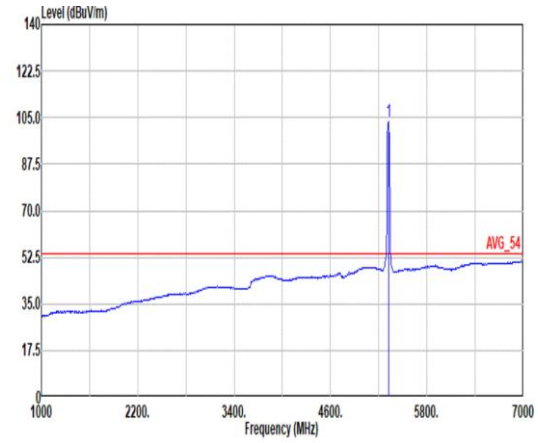 Site : 03CH13-HY Condition: AVG_54 3m HORN_9120D_1326 VERTICAL : RBW:1000.000kHz VBW:1.000kHz SWT:Auto Freq Level Limit Line Margin Read Level Ant Factor Cable Loss Preamp Factor Aux Factor APos TPos Remark MHz dBuV/m dBuV/m dB dBuV dB/m dB dB dB cm deg 1 5320.00 103.69 ------ ------ 97.19 33.16 10.28 36.94 0.00 225 126 AVERAGE

Mode	14	
	Harmonic	
	U-NII-2A_5.25-5.35_802.11ac VHT20_CH64_5320MHz	
ANT	1	
Pol.	Horizontal	Vertical
Peak Avg	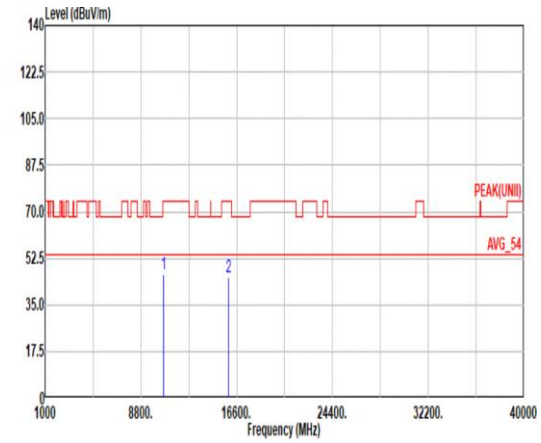 Site : 03CH13-HY Condition: PEAK(UNII) 3m HORN_9120D_1326 HORIZONTAL Freq Level Limit Line Margin Read Level Ant Factor Cable Loss Preamp Factor Aux Factor APos TPos Remark MHz dBuV/m dBuV/m dB dBuV dB/m dB dB dB cm deg 1 10640.00 46.60 74.00 -27.40 47.61 39.38 15.50 56.43 0.54 -- -- Peak 2 15960.00 45.53 74.00 -28.47 43.89 37.76 19.04 55.99 0.83 -- -- PEAK	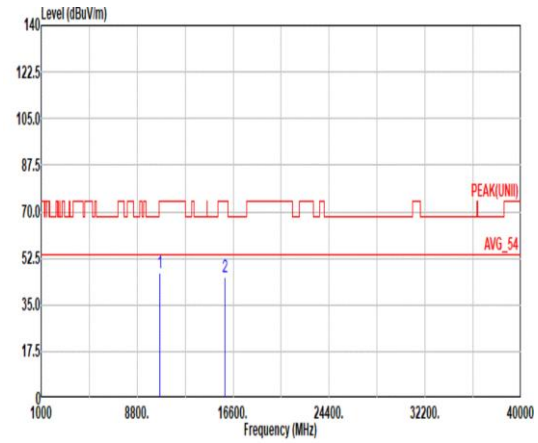 Site : 03CH13-HY Condition: PEAK(UNII) 3m HORN_9120D_1326 VERTICAL Freq Level Limit Line Margin Read Level Ant Factor Cable Loss Preamp Factor Aux Factor APos TPos Remark MHz dBuV/m dBuV/m dB dBuV dB/m dB dB dB cm deg 1 10640.00 47.25 74.00 -26.75 48.26 39.38 15.50 56.43 0.54 -- -- Peak 2 15960.00 45.62 74.00 -28.38 43.98 37.76 19.04 55.99 0.83 -- -- PEAK

Mode	15	
	Band Edge	
	U-NII-2A_5.25-5.35_802.11ax HE20_CH64_Full RU_5320MHz	
ANT	1	
Pol.	Horizontal	Fundamental
Peak	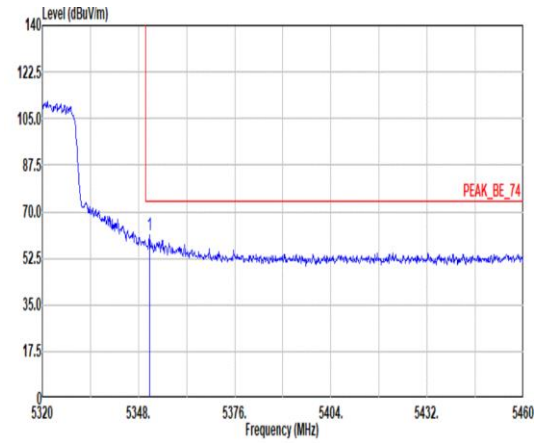 Site : 03CH13-HY Condition: PEAK_BE_74 3m HORN_9120D_1326 HORIZONTAL : RBW:1000.000kHz VBW:3000.000kHz SWT:Auto Freq Level Limit Line Margin Read Level Ant Factor Cable Loss Preamp Factor Aux Factor APos TPos Remark MHz dBuV/m dBuV/m dB dBuV dB/m dB dB dB cm deg 1 5351.22 61.29 74.00 -12.71 54.82 33.10 10.29 36.92 0.00 158 346 PEAK	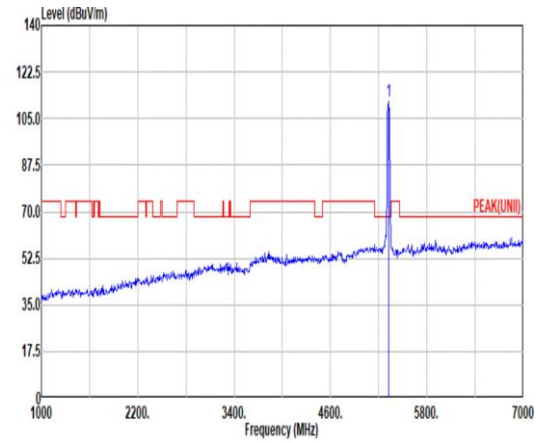 Site : 03CH13-HY Condition: PEAK(UNII) 3m HORN_9120D_1326 HORIZONTAL : RBW:1000.000kHz VBW:3000.000kHz SWT:Auto Freq Level Limit Line Margin Read Level Ant Factor Cable Loss Preamp Factor Aux Factor APos TPos Remark MHz dBuV/m dBuV/m dB dBuV dB/m dB dB dB cm deg 1 5320.00 111.60 ------ ------ 105.10 33.16 10.28 36.94 0.00 158 346 PEAK
Avg	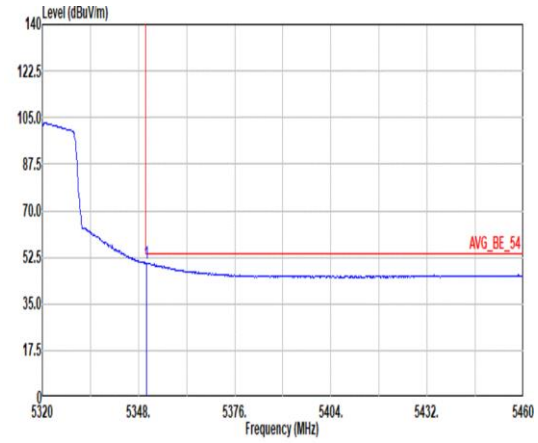 Site : 03CH13-HY Condition: AVG_BE_54 3m HORN_9120D_1326 HORIZONTAL : RBW:1000.000kHz VBW:1.000kHz SWT:Auto Freq Level Limit Line Margin Read Level Ant Factor Cable Loss Preamp Factor Aux Factor APos TPos Remark MHz dBuV/m dBuV/m dB dBuV dB/m dB dB dB cm deg 1 5350.38 50.43 54.00 -3.57 43.96 33.10 10.29 36.92 0.00 158 346 AVERAGE	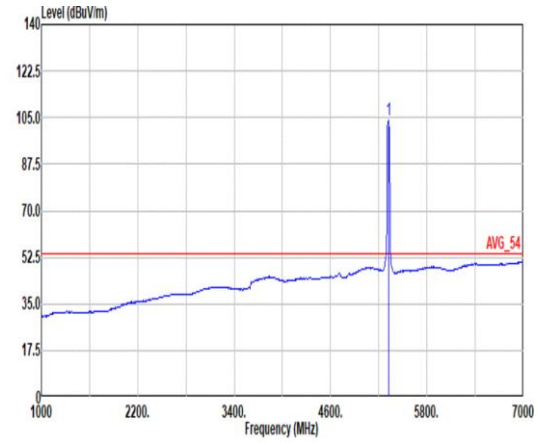 Site : 03CH13-HY Condition: AVG_54 3m HORN_9120D_1326 HORIZONTAL : RBW:1000.000kHz VBW:1.000kHz SWT:Auto Freq Level Limit Line Margin Read Level Ant Factor Cable Loss Preamp Factor Aux Factor APos TPos Remark MHz dBuV/m dBuV/m dB dBuV dB/m dB dB dB cm deg 1 5320.00 103.99 ------ ------ 97.49 33.16 10.28 36.94 0.00 158 346 AVERAGE

Mode	15	
	Band Edge	
	U-NII-2A_5.25-5.35_802.11ax HE20_CH64_Full RU_5320MHz	
ANT	1	
Pol.	Vertical	Fundamental
Peak	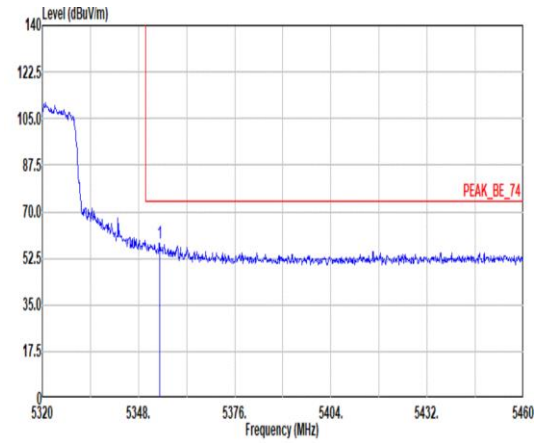 Site : 03CH13-HY Condition: PEAK_BE_74 3m HORN_9120D_1326 VERTICAL : RBW:1000.000kHz VBW:3000.000kHz SWT:Auto Freq Level Limit Line Margin Read Level Ant Factor Cable Loss Preamp Factor Aux Factor APos TPos Remark MHz dBuV/m dBuV/m dB dBuV dB/m dB dB dB cm deg 1 5354.16 58.00 74.00 -16.00 51.53 33.10 10.29 36.92 0.00 187 131 PEAK	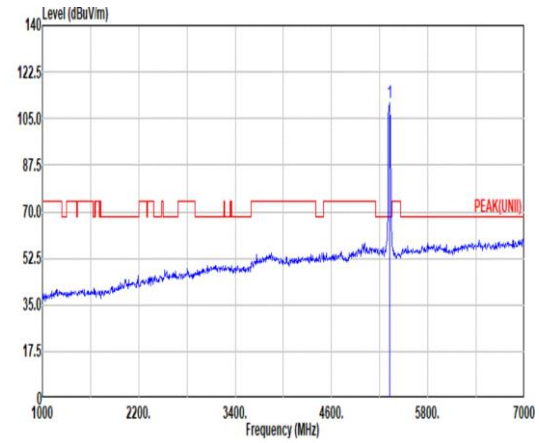 Site : 03CH13-HY Condition: PEAK(UNII) 3m HORN_9120D_1326 VERTICAL : RBW:1000.000kHz VBW:3000.000kHz SWT:Auto Freq Level Limit Line Margin Read Level Ant Factor Cable Loss Preamp Factor Aux Factor APos TPos Remark MHz dBuV/m dBuV/m dB dBuV dB/m dB dB dB cm deg 1 5320.00 111.05 ------ ------ 104.55 33.16 10.28 36.94 0.00 187 131 PEAK
Avg	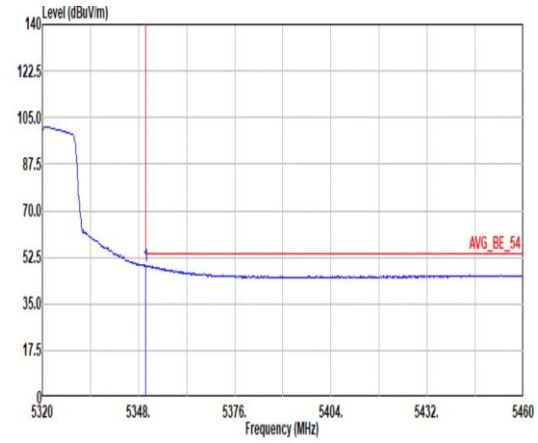 Site : 03CH13-HY Condition: AVG_BE_54 3m HORN_9120D_1326 VERTICAL : RBW:1000.000kHz VBW:1.000kHz SWT:Auto Freq Level Limit Line Margin Read Level Ant Factor Cable Loss Preamp Factor Aux Factor APos TPos Remark MHz dBuV/m dBuV/m dB dBuV dB/m dB dB dB cm deg 1 5350.10 49.35 54.00 -4.65 42.88 33.10 10.29 36.92 0.00 187 131 AVERAGE	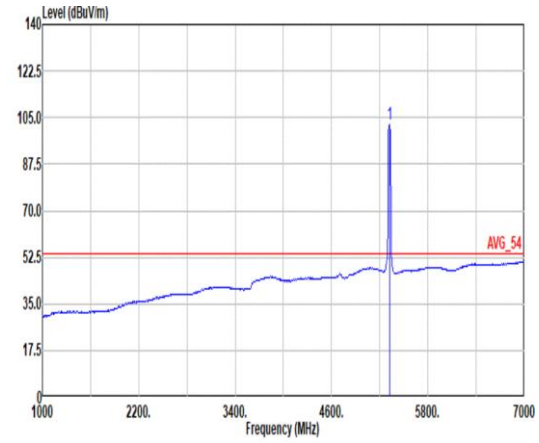 Site : 03CH13-HY Condition: AVG_54 3m HORN_9120D_1326 VERTICAL : RBW:1000.000kHz VBW:1.000kHz SWT:Auto Freq Level Limit Line Margin Read Level Ant Factor Cable Loss Preamp Factor Aux Factor APos TPos Remark MHz dBuV/m dBuV/m dB dBuV dB/m dB dB dB cm deg 1 5320.00 102.59 ------ ------ 96.09 33.16 10.28 36.94 0.00 187 131 AVERAGE

Mode	15	
	Harmonic	
	U-NII-2A_5.25-5.35_802.11ax HE20_CH64_Full RU_5320MHz	
ANT	1	
Pol.	Horizontal	Vertical
Peak Avg	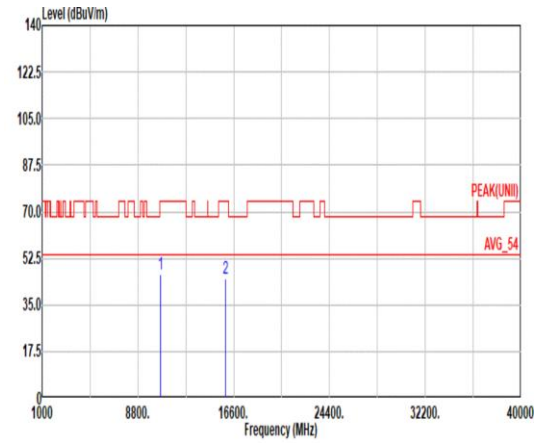 Site : 03CH13-HY Condition: PEAK(UNII) 3m HORN_9120D_1326 HORIZONTAL Freq Level Limit Line Margin Read Level Ant Factor Cable Loss Preamp Factor Aux Factor APos TPos Remark MHz dBuV/m dBuV/m dB dBuV dB/m dB dB dB cm deg 1 10640.00 46.37 74.00 -27.63 47.38 39.38 15.50 56.43 0.54 -- -- Peak 2 15960.00 44.80 74.00 -29.20 43.16 37.76 19.04 55.99 0.83 -- -- PEAK	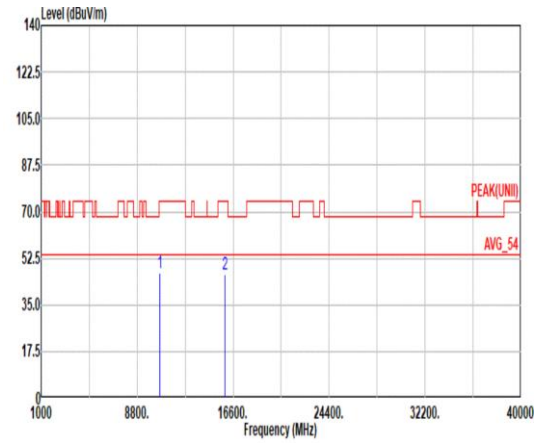 Site : 03CH13-HY Condition: PEAK(UNII) 3m HORN_9120D_1326 VERTICAL Freq Level Limit Line Margin Read Level Ant Factor Cable Loss Preamp Factor Aux Factor APos TPos Remark MHz dBuV/m dBuV/m dB dBuV dB/m dB dB dB cm deg 1 10640.00 47.17 74.00 -26.83 48.18 39.38 15.50 56.43 0.54 -- -- Peak 2 15960.00 46.51 74.00 -27.49 44.87 37.76 19.04 55.99 0.83 -- -- PEAK

Mode	16	
	Band Edge	
	U-NII-2A_5.25-5.35_802.11ax HE20_CH64_Partial_106/54RU _5320MHz	
ANT	1	
Pol.	Horizontal	Fundamental
Peak	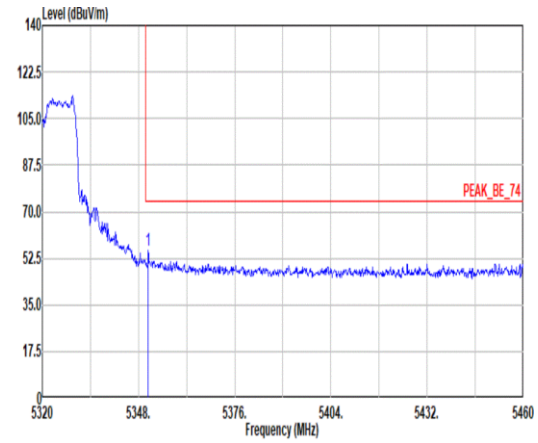 Site : 03CH13-HY Condition: PEAK_BE_74 3m HORN_9120D_1326 HORIZONTAL : RBW:1000.000kHz VBW:3000.000kHz SWT:Auto Freq Level Limit Line Margin Read Level Ant Factor Cable Loss Preamp Factor Aux Factor APos TPos Remark MHz dBuV/m dBuV/m dB dBuV dB/m dB dB dB cm deg 1 5350.00 55.25 74.00 -18.75 48.78 33.10 10.29 36.92 0.00 186 350 PEAK	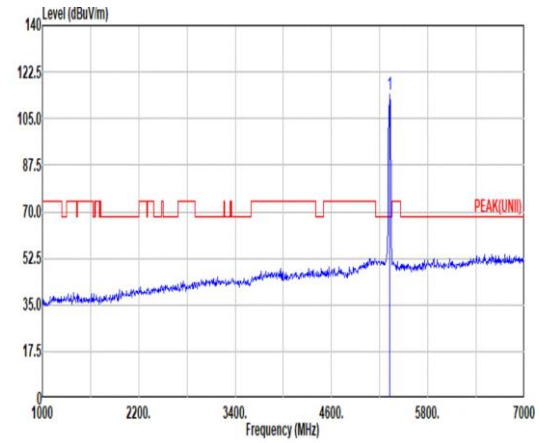 Site : 03CH13-HY Condition: PEAK(UNII) 3m HORN_9120D_1326 HORIZONTAL : RBW:1000.000kHz VBW:3000.000kHz SWT:Auto Freq Level Limit Line Margin Read Level Ant Factor Cable Loss Preamp Factor Aux Factor APos TPos Remark MHz dBuV/m dBuV/m dB dBuV dB/m dB dB dB cm deg 1 5320.00 114.20 ------ ------ 107.71 33.15 10.28 36.94 0.00 186 350 PEAK
Avg	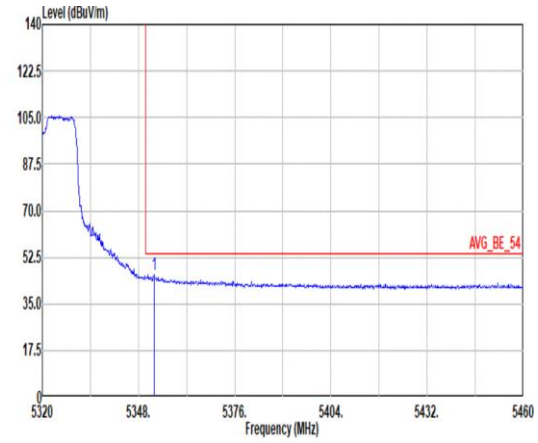 Site : 03CH13-HY Condition: AVG_BE_54 3m HORN_9120D_1326 HORIZONTAL : RBW:1000.000kHz VBW:10.000kHz SWT:Auto Freq Level Limit Line Margin Read Level Ant Factor Cable Loss Preamp Factor Aux Factor APos TPos Remark MHz dBuV/m dBuV/m dB dBuV dB/m dB dB dB cm deg 1 5352.48 46.04 54.00 -7.96 39.57 33.10 10.29 36.92 0.00 186 350 AVERAGE	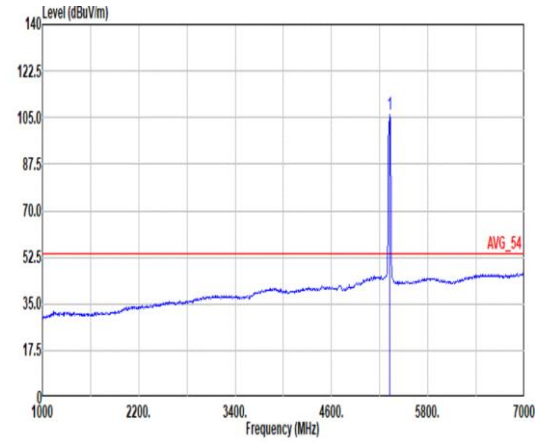 Site : 03CH13-HY Condition: AVG_54 3m HORN_9120D_1326 HORIZONTAL : RBW:1000.000kHz VBW:10.000kHz SWT:Auto Freq Level Limit Line Margin Read Level Ant Factor Cable Loss Preamp Factor Aux Factor APos TPos Remark MHz dBuV/m dBuV/m dB dBuV dB/m dB dB dB cm deg 1 5320.00 106.12 ------ ------ 99.62 33.16 10.28 36.94 0.00 186 350 AVERAGE

Mode	16	
	Band Edge	
	U-NII-2A_5.25-5.35_802.11ax HE20_CH64_Partial_106/54RU _5320MHz	
ANT	1	
Pol.	Vertical	Fundamental
Peak	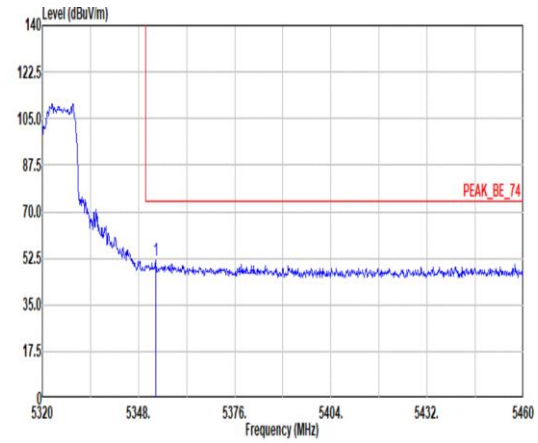 Site : 03CH13-HY Condition: PEAK_BE_74 3m HORN_9120D_1326 VERTICAL : RBW:1000.000kHz VBW:3000.000kHz SWT:Auto Freq Level Limit Line Margin Read Level Ant Factor Cable Loss Preamp Factor Aux Factor APos TPos Remark MHz dBuV/m dBuV/m dB dBuV dB/m dB dB dB cm deg 1 5353.04 51.54 74.00 -22.46 45.07 33.10 10.29 36.92 0.00 200 116 PEAK	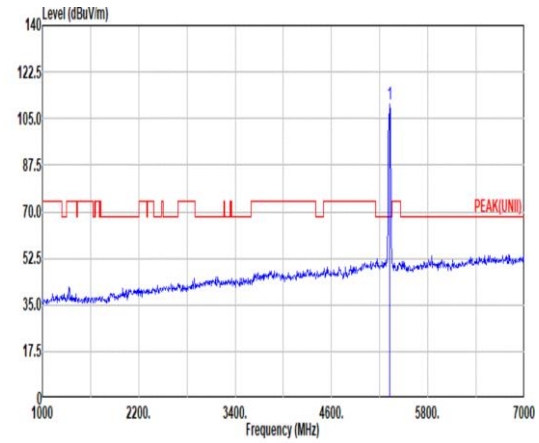 Site : 03CH13-HY Condition: PEAK(UNII) 3m HORN_9120D_1326 VERTICAL : RBW:1000.000kHz VBW:3000.000kHz SWT:Auto Freq Level Limit Line Margin Read Level Ant Factor Cable Loss Preamp Factor Aux Factor APos TPos Remark MHz dBuV/m dBuV/m dB dBuV dB/m dB dB dB cm deg 1 5320.00 110.30 ------ ------ 103.81 33.15 10.28 36.94 0.00 200 116 PEAK
Avg	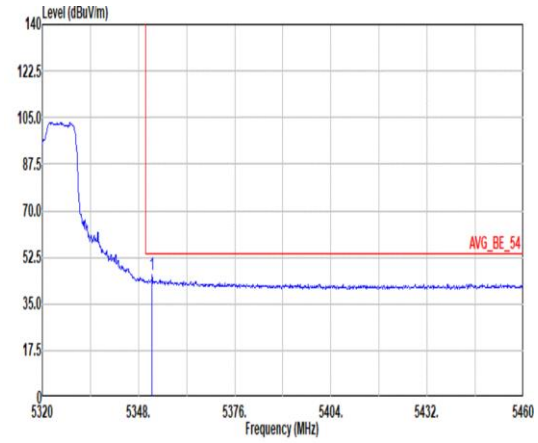 Site : 03CH13-HY Condition: AVG_BE_54 3m HORN_9120D_1326 VERTICAL : RBW:1000.000kHz VBW:10.000kHz SWT:Auto Freq Level Limit Line Margin Read Level Ant Factor Cable Loss Preamp Factor Aux Factor APos TPos Remark MHz dBuV/m dBuV/m dB dBuV dB/m dB dB dB cm deg 1 5351.92 45.85 54.00 -8.15 39.38 33.10 10.29 36.92 0.00 200 116 AVERAGE	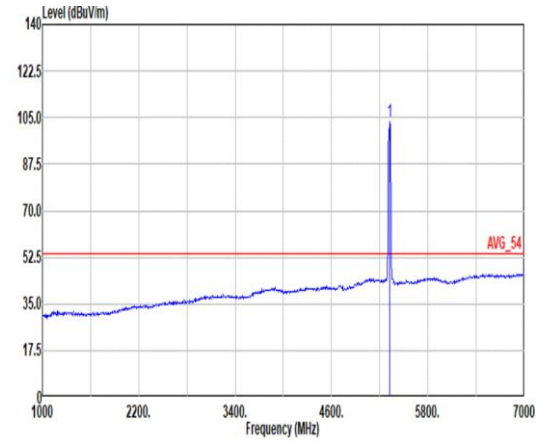 Site : 03CH13-HY Condition: AVG_54 3m HORN_9120D_1326 VERTICAL : RBW:1000.000kHz VBW:10.000kHz SWT:Auto Freq Level Limit Line Margin Read Level Ant Factor Cable Loss Preamp Factor Aux Factor APos TPos Remark MHz dBuV/m dBuV/m dB dBuV dB/m dB dB dB cm deg 1 5320.00 103.73 ------ ------ 97.23 33.16 10.28 36.94 0.00 200 116 AVERAGE

Mode	17	
	Band Edge	
	U-NII-2C_5.47-5.725_802.11a_CH100_5500MHz	
ANT	1	
Pol.	Horizontal	Fundamental
Peak	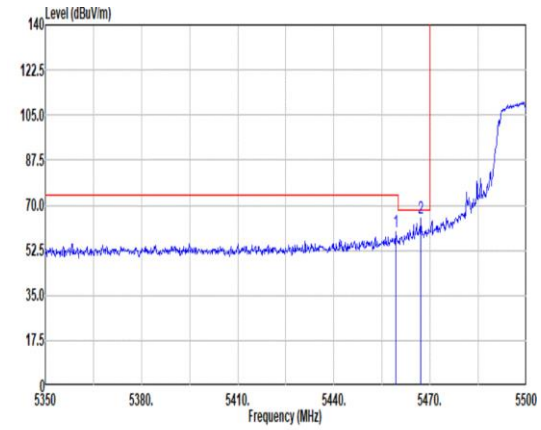 Site : 03CH13-HY Condition: PEAK_BE(UNII)_B3 3m HORN_9120D_1326 HORIZONTAL : RBW:1000.000kHz VBW:3000.000kHz SWT:Auto Freq Level Limit Line Margin Read Level Ant Factor Cable Loss Preamp Factor Aux Factor APos TPos Remark MHz dBuV/m dBuV/m dB dBuV dB/m dB dB dB cm deg 1 5459.20 59.61 74.00 -14.39 53.05 33.10 10.31 36.85 0.00 134 338 PEAK 2 5467.15 65.01 68.20 -3.19 58.44 33.10 10.31 36.84 0.00 134 338 Peak	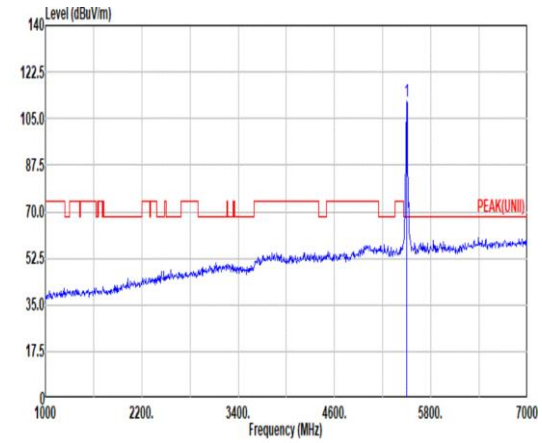 Site : 03CH13-HY Condition: PEAK(UNII) 3m HORN_9120D_1326 HORIZONTAL : RBW:1000.000kHz VBW:3000.000kHz SWT:Auto Freq Level Limit Line Margin Read Level Ant Factor Cable Loss Preamp Factor Aux Factor APos TPos Remark MHz dBuV/m dBuV/m dB dBuV dB/m dB dB dB cm deg 1 5500.00 111.25 ------ ------ 104.66 33.10 10.31 36.82 0.00 134 338 PEAK
Avg	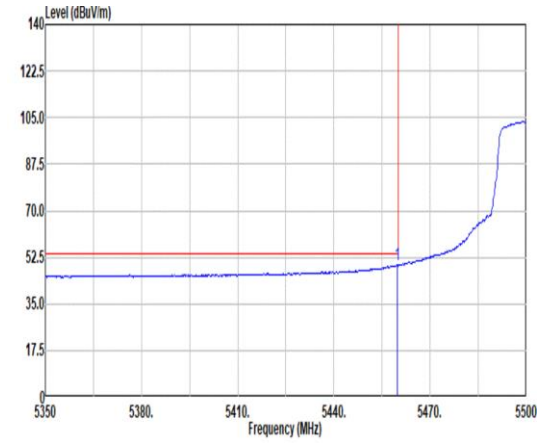 Site : 03CH13-HY Condition: AVG_BE(UNII)_B3 3m HORN_9120D_1326 HORIZONTAL : RBW:1000.000kHz VBW:1.000kHz SWT:Auto Freq Level Limit Line Margin Read Level Ant Factor Cable Loss Preamp Factor Aux Factor APos TPos Remark MHz dBuV/m dBuV/m dB dBuV dB/m dB dB dB cm deg 1 5459.80 49.78 54.00 -4.22 43.22 33.10 10.31 36.85 0.00 134 338 AVERAGE	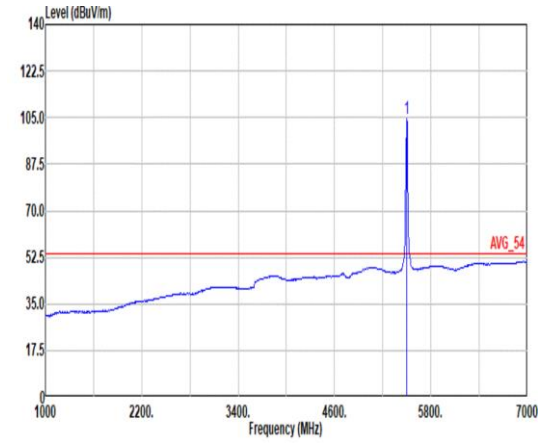 Site : 03CH13-HY Condition: AVG_54 3m HORN_9120D_1326 HORIZONTAL : RBW:1000.000kHz VBW:1.000kHz SWT:Auto Freq Level Limit Line Margin Read Level Ant Factor Cable Loss Preamp Factor Aux Factor APos TPos Remark MHz dBuV/m dBuV/m dB dBuV dB/m dB dB dB cm deg 1 5500.00 104.83 ------ ------ 98.24 33.10 10.31 36.82 0.00 134 338 AVERAGE

Mode	17	
	Band Edge	
	U-NII-2C_5.47-5.725_802.11a_CH100_5500MHz	
ANT	1	
Pol.	Vertical	Fundamental
Peak	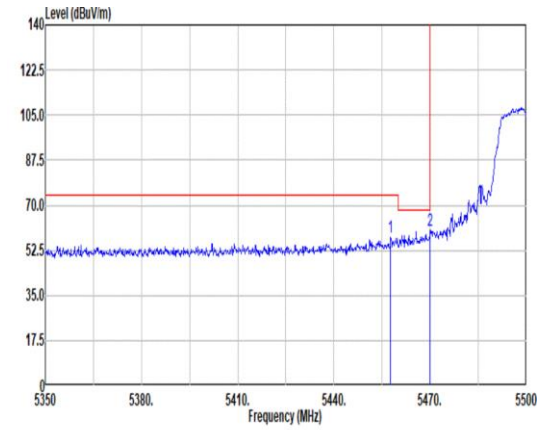 Site : 03CH13-HY Condition: PEAK_BE(UNII)_B3 3m HORN_9120D_1326 VERTICAL : RBW:1000.000kHz VBW:3000.000kHz SWT:Auto Freq Level Limit Line Margin Read Level Ant Factor Cable Loss Preamp Factor Aux Factor APos TPos Remark MHz dBuV/m dBuV/m dB dBuV dB/m dB dB dB cm deg 1 5457.70 57.49 74.00 -16.51 50.93 33.10 10.31 36.85 0.00 188 21 PEAK 2 5470.00 60.19 68.20 -8.01 53.62 33.10 10.31 36.84 0.00 188 21 PEAK	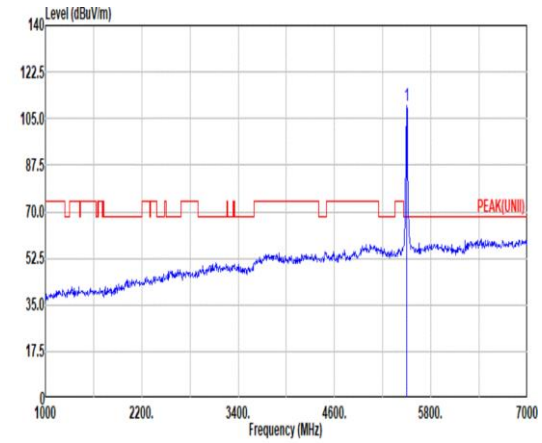 Site : 03CH13-HY Condition: PEAK(UNII) 3m HORN_9120D_1326 VERTICAL : RBW:1000.000kHz VBW:3000.000kHz SWT:Auto Freq Level Limit Line Margin Read Level Ant Factor Cable Loss Preamp Factor Aux Factor APos TPos Remark MHz dBuV/m dBuV/m dB dBuV dB/m dB dB dB cm deg 1 5500.00 109.81 ------ ------ 103.22 33.10 10.31 36.82 0.00 188 21 PEAK
Avg	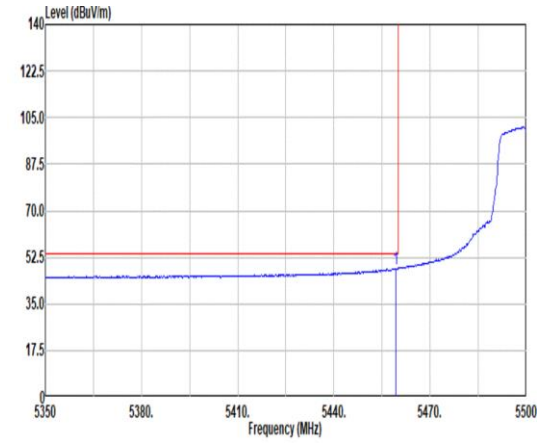 Site : 03CH13-HY Condition: AVG_BE(UNII)_B3 3m HORN_9120D_1326 VERTICAL : RBW:1000.000kHz VBW:1.000kHz SWT:Auto Freq Level Limit Line Margin Read Level Ant Factor Cable Loss Preamp Factor Aux Factor APos TPos Remark MHz dBuV/m dBuV/m dB dBuV dB/m dB dB dB cm deg 1 5459.20 48.20 54.00 -5.80 41.64 33.10 10.31 36.85 0.00 188 21 AVERAGE	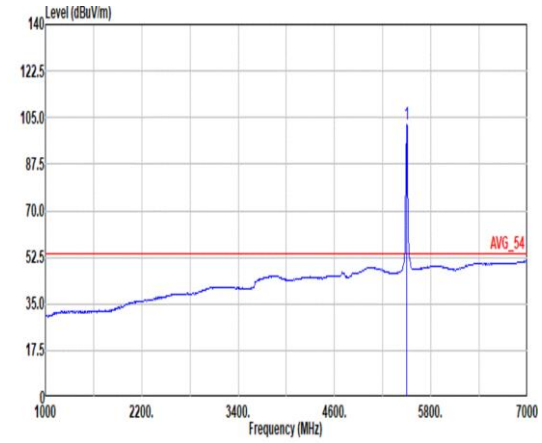 Site : 03CH13-HY Condition: AVG_54 3m HORN_9120D_1326 VERTICAL : RBW:1000.000kHz VBW:1.000kHz SWT:Auto Freq Level Limit Line Margin Read Level Ant Factor Cable Loss Preamp Factor Aux Factor APos TPos Remark MHz dBuV/m dBuV/m dB dBuV dB/m dB dB dB cm deg 1 5500.00 102.65 ------ ------ 96.06 33.10 10.31 36.82 0.00 188 21 AVERAGE

Mode	17	
	Harmonic	
	U-NII-2C_5.47-5.725_802.11a_CH100_5500MHz	
ANT	1	
Pol.	Horizontal	Vertical
Peak Avg	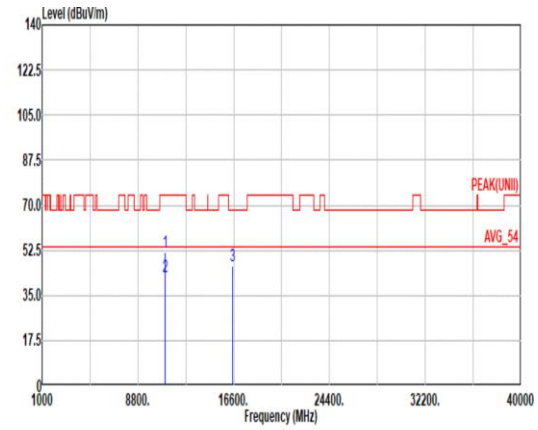 Site : 03CH13-HY Condition: PEAK(UNII) 3m HORN_9120D_1326 HORIZONTAL Freq Level Limit Line Margin Read Level Ant Factor Cable Loss Preamp Factor Aux Factor APos TPos Remark MHz dBuV/m dBuV/m dB dBuV dB/m dB dB dB cm deg 1 11000.00 51.83 74.00 -22.17 52.97 38.90 15.70 56.29 0.55 201 139 PEAK 2 11000.00 42.23 54.00 -11.77 43.37 38.90 15.70 56.29 0.55 201 139 Average 3 16500.00 46.70 68.20 -21.50 43.54 38.60 19.28 55.54 0.82 -- -- PEAK	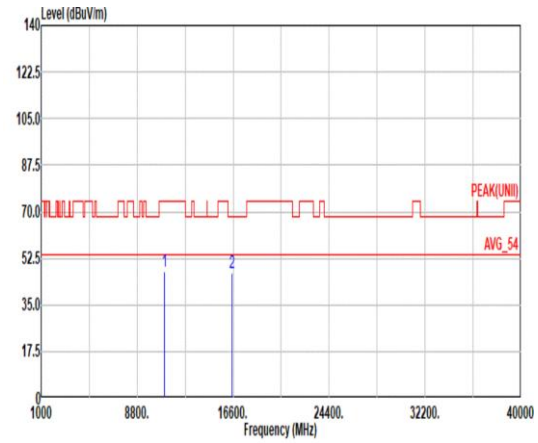 Site : 03CH13-HY Condition: PEAK(UNII) 3m HORN_9120D_1326 VERTICAL Freq Level Limit Line Margin Read Level Ant Factor Cable Loss Preamp Factor Aux Factor APos TPos Remark MHz dBuV/m dBuV/m dB dBuV dB/m dB dB dB cm deg 1 11000.00 47.80 74.00 -26.20 48.94 38.90 15.70 56.29 0.55 -- -- PEAK 2 16500.00 47.12 68.20 -21.08 43.96 38.60 19.28 55.54 0.82 -- -- PEAK