



FCC RF Test Report

APPLICANT : Ring LLC
EQUIPMENT : Ring Intercom
BRAND NAME : ring
MODEL NAME : 5F99F2
FCC ID : 2AEUPBHART011
STANDARD : FCC Part 15 Subpart C §15.247
CLASSIFICATION : (DTS) Digital Transmission System
TEST DATE(S) : Feb. 02, 2024 ~ Mar. 26, 2024

We, Sporton International Inc. (Shenzhen), would like to declare that the tested sample has been evaluated in accordance with the test procedures and has been in compliance with the applicable technical standards.

The test results in this report apply exclusively to the tested model / sample. Without written approval of Sporton International Inc. (Shenzhen), the test report shall not be reproduced except in full.

Jason Jia



Approved by: Jason Jia

Sporton International Inc. (ShenZhen)

1/F, 2/F, Bldg 5, Shiling Industrial Zone, Xinwei Village, Xili, Nanshan, Shenzhen, 518055

People's Republic of China



TABLE OF CONTENTS

REVISION HISTORY..... 3

SUMMARY OF TEST RESULT 4

1 GENERAL DESCRIPTION 5

 1.1 Applicant 5

 1.2 Manufacturer 5

 1.3 Product Feature of Equipment Under Test..... 5

 1.4 Product Specification of Equipment Under Test..... 5

 1.5 Modification of EUT 5

 1.6 Testing Location 6

 1.7 Test Software..... 6

 1.8 Applicable Standards..... 6

2 TEST CONFIGURATION OF EQUIPMENT UNDER TEST 7

 2.1 Carrier Frequency and Channel 7

 2.2 Test Mode..... 8

 2.3 Connection Diagram of Test System..... 9

 2.4 Support Unit used in test configuration and system 10

 2.5 EUT Operation Test Setup 10

 2.6 Measurement Results Explanation Example..... 10

3 TEST RESULT 11

 3.1 6dB and 99% Bandwidth Measurement 11

 3.2 Output Power Measurement..... 13

 3.3 Power Spectral Density Measurement 14

 3.4 Conducted Band Edges and Spurious Emission Measurement 16

 3.5 Radiated Band Edges and Spurious Emission Measurement 32

 3.6 AC Conducted Emission Measurement..... 36

 3.7 Antenna Requirements 38

4 LIST OF MEASURING EQUIPMENT 39

5 MEASUREMENT UNCERTAINTY 40

APPENDIX A. CONDUCTED TEST RESULTS

APPENDIX B. AC CONDUCTED EMISSION TEST RESULT

APPENDIX C. RADIATED SPURIOUS EMISSION

APPENDIX D. DUTY CYCLE PLOTS



REVISION HISTORY

REPORT NO.	VERSION	DESCRIPTION	ISSUED DATE
FR412405B	Rev. 01	Initial issue of report	May 06, 2024



SUMMARY OF TEST RESULT

Report Section	FCC Rule	Description	Limit	Result	Remark
3.1	15.247(a)(2)	6dB Bandwidth	≥ 0.5MHz	Pass	-
3.1	-	99% Bandwidth	-	Report Only	-
3.2	15.247(b)	Power Output Measurement	≤ 30dBm	Pass	-
3.3	15.247(e)	Power Spectral Density	≤ 8dBm/3kHz	Pass	-
3.4	15.247(d)	Conducted Band Edges	≤ 20dBc	Pass	-
		Conducted Spurious Emission		Pass	-
3.5	15.247(d)	Radiated Band Edges and Radiated Spurious Emission	15.209(a) & 15.247(d)	Pass	Under limit 4.08 dB at 2390.00 MHz
3.6	15.207	AC Conducted Emission	15.207(a)	Pass	Under limit 11.70 dB at 0.483 MHz
3.7	15.203 & 15.247(b)	Antenna Requirement	15.203 & 15.247(b)	Pass	-

Conformity Assessment Condition:

- The test results (PASS/FAIL) with all measurement uncertainty excluded are presented against the regulation limits or in accordance with the requirements stipulated by the applicant/manufacturer who shall bear all the risks of non-compliance that may potentially occur if measurement uncertainty is taken into account.
- The measurement uncertainty please refer to each test result in the section "Measurement Uncertainty"

Disclaimer:

The product specifications of the EUT presented in the test report that may affect the test assessments are declared by the manufacturer who shall take full responsibility for the authenticity.



1 General Description

1.1 Applicant

Ring LLC
1523 26th Street, Santa Monica, CA 90404 USA

1.2 Manufacturer

Ring LLC
1523 26th Street, Santa Monica, CA 90404 USA

1.3 Product Feature of Equipment Under Test

Product Feature	
Equipment	Ring Intercom
Model Name	5F99F2
Brand Name	ring
FCC ID	2AEUPBHART011
SN Code	Conducted: G073J4034036006D Conduction: G073J403403700DT Radiation: G073J403403700DT

Remark: The above EUT's information was declared by manufacturer. Please refer to the specifications or user's manual for more detailed description.

1.4 Product Specification of Equipment Under Test

Standards-related Product Specification	
Tx/Rx Channel Frequency Range	2412 MHz ~ 2472 MHz
Maximum (Peak) Output Power to antenna	802.11b : 22.16 dBm (0.1644 W) 802.11g : 25.26 dBm (0.3357 W) 802.11n HT20 : 25.12 dBm (0.3251 W)
99% Occupied Bandwidth	802.11b : 14.69 MHz 802.11g : 17.03 MHz 802.11n HT20 : 17.73 MHz
Antenna Type / Gain	Inverted F Antenna with gain 2.0 dBi
Type of Modulation	802.11b : DSSS (DBPSK / DQPSK / CCK) 802.11g/n : OFDM (BPSK / QPSK / 16QAM / 64QAM)

1.5 Modification of EUT

No modifications are made to the EUT during all test items.



1.6 Testing Location

Sporton International Inc. (ShenZhen) is accredited to ISO/IEC 17025:2017 by American Association for Laboratory Accreditation with Certificate Number 5145.01.

Test Firm	Sporton International Inc. (ShenZhen)		
Test Site Location	1/F, 2/F, Bldg 5, Shiling Industrial Zone, Xinwei Village, Xili, Nanshan, Shenzhen, 518055 People's Republic of China TEL: +86-755-86379589 FAX: +86-755-86379595		
Test Site No.	Sporton Site No.	FCC Designation No.	FCC Test Firm Registration No.
	TH01-SZ	CN1256	421272

Test Firm	Sporton International Inc. (ShenZhen)		
Test Site Location	101, 1st Floor, Block B, Building 1, No. 2, Tengfeng 4th Road, Fenghuang Community, Fuyong Street, Baoan District, Shenzhen City, Guangdong Province 518103 People's Republic of China TEL: +86-755-86066985		
Test Site No.	Sporton Site No.	FCC Designation No.	FCC Test Firm Registration No.
	03CH03-SZ CO02-SZ	CN1256	421272

1.7 Test Software

Item	Site	Manufacturer	Name	Version
1.	03CH03-SZ	R&S	EMC32	10.60.0.0
2.	CO02-SZ	R&S	EMC32	10.60.0.0

1.8 Applicable Standards

According to the specifications of the manufacturer, the EUT must comply with the requirements of the following standards:

- 47 CFR Part 15 Subpart C §15.247
- FCC KDB 558074 D01 15.247 Meas Guidance v05r02
- ANSI C63.10-2013

Remark: All test items were verified and recorded according to the standards and without any deviation during the test.



2 Test Configuration of Equipment Under Test

- a. The EUT has been associated with peripherals and configuration operated in a manner tended to maximize its emission characteristics in a typical application. Frequency range investigated: conduction emission (150 kHz to 30 MHz), radiation emission (9 kHz to the 10th harmonic of the highest fundamental frequency or to 40 GHz, whichever is lower). For radiated measurement, pre-scanned in three orthogonal panels, X, Y, Z. The worst cases (Y plane) were recorded in this report.
- b. AC power line Conducted Emission was tested under maximum output power.

2.1 Carrier Frequency and Channel

Frequency Band	Channel	Freq. (MHz)	Channel	Freq. (MHz)
2400-2483.5 MHz	1	2412	8	2447
	2	2417	9	2452
	3	2422	10	2457
	4	2427	11	2462
	5	2432	12	2467
	6	2437	13	2472
	7	2442	-	-



2.2 Test Mode

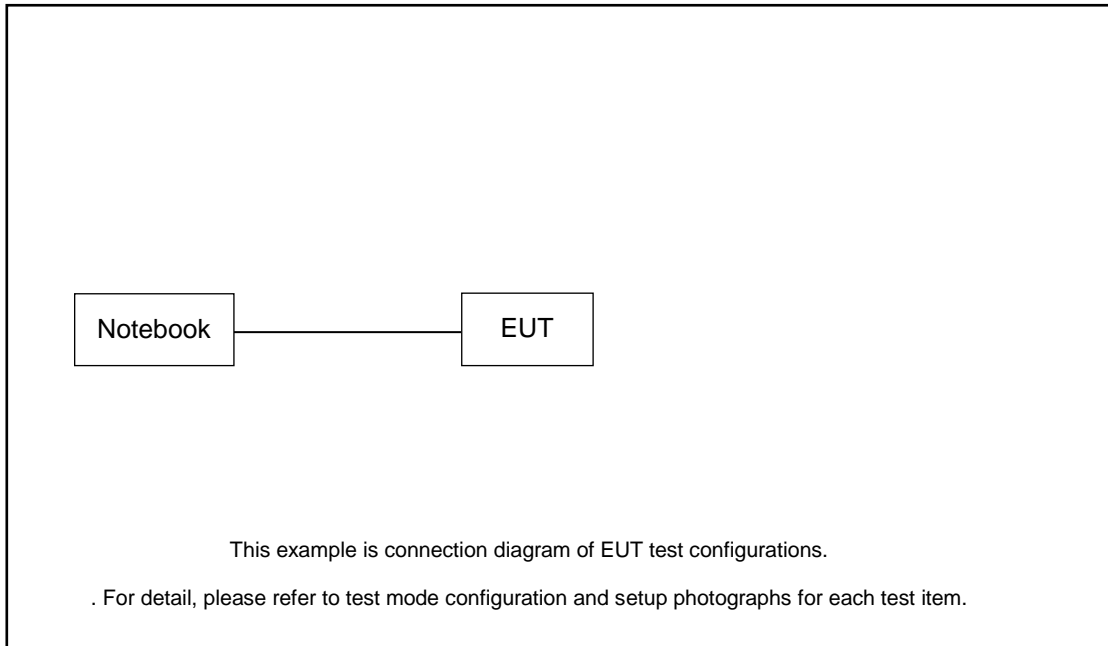
Final test modes are considering the modulation and worse data rates as below table.

Modulation	Data Rate
802.11b	1 Mbps
802.11g	6 Mbps
802.11n HT20	MCS0

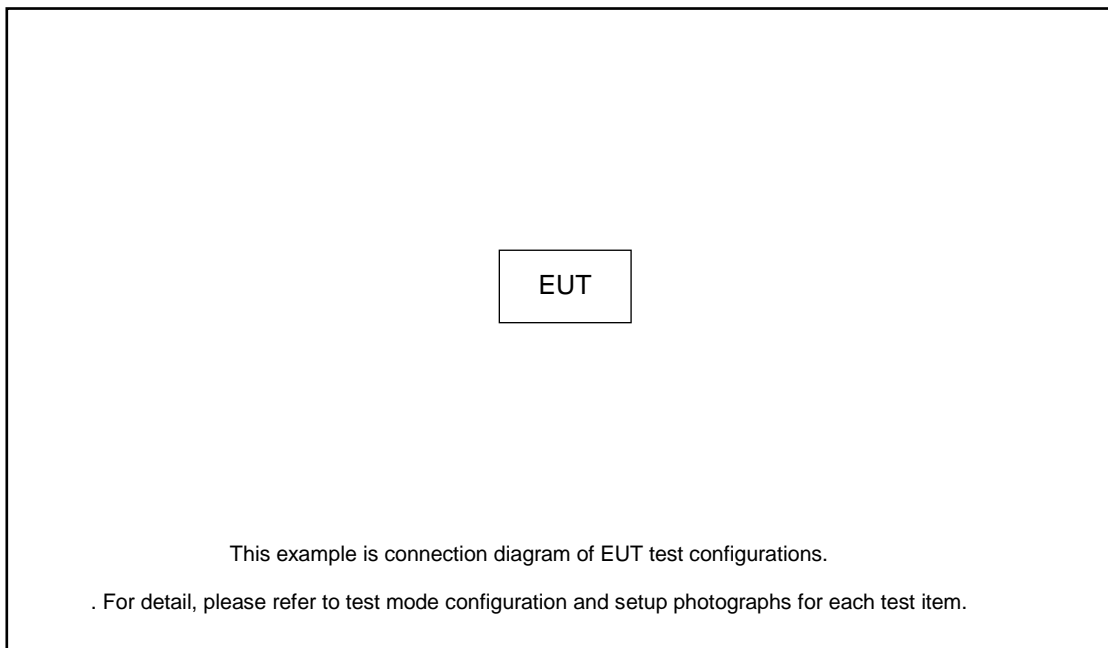
Test Cases	
AC Conducted Emission	Mode 1 :2.4G WIFI Link + BLE TX + USB Cable + Notebook
Remark: For Radiated Test Cases, The tests were performance with Battery1.	

2.3 Connection Diagram of Test System

AC Conducted Emission:



Radiated Emission:





2.4 Support Unit used in test configuration and system

Item	Equipment	Trade Name	Model Name	FCC ID	Data Cable	Power Cord
1.	Notebook	DELL	Inspiron 15-7570	Fcc DoC	N/A	shielded cable DC O/P 1.8m Unshielded AC I/P cable 1.8m

2.5 EUT Operation Test Setup

For WLAN RF test items, an engineering test program was provided and enabled to make EUT continuous transmit.

For AC power line conducted emissions, the EUT was set to connect with the WLAN AP under large package sizes transmission.

2.6 Measurement Results Explanation Example

For all conducted test items:

The offset level is set in the spectrum analyzer to compensate the RF cable loss and attenuator factor between EUT conducted output port and spectrum analyzer. With the offset compensation, the spectrum analyzer reading level is exactly the EUT RF output level.

Example:

The spectrum analyzer offset is derived from RF cable loss and attenuator factor.

Offset = RF cable loss + attenuator factor.

Following shows an offset computation example with cable loss 1.30 dB and 20dB attenuator.

$$\begin{aligned}
 \text{Offset}(dB) &= \text{RF cable loss}(dB) + \text{attenuator factor}(dB). \\
 &= 1.30 + 20 = 21.30 \text{ (dB)}
 \end{aligned}$$

3 Test Result

3.1 6dB and 99% Bandwidth Measurement

3.1.1 Limit of 6dB and 99% Bandwidth

The minimum 6 dB bandwidth shall be at least 500 kHz.

3.1.2 Measuring Instruments

The measuring equipment is listed in the section 4 of this test report.

3.1.3 Test Procedures

1. The testing follows ANSI C63.10-2013 clause 11.8
2. The RF output of EUT was connected to the spectrum analyzer by RF cable and attenuator. The path loss was compensated to the results for each measurement.
3. Set to the maximum power setting and enable the EUT transmit continuously.
4. Make the measurement with the spectrum analyzer's resolution bandwidth (RBW) = 100 kHz. Set the Video bandwidth (VBW) = 300 kHz. In order to make an accurate measurement. The 6 dB bandwidth must be greater than 500 kHz.
5. For 99% Bandwidth Measurement, the spectrum analyzer's resolution bandwidth (RBW) = 1%~5% of OBW and set the Video bandwidth (VBW) = 3MHz.
6. Measure and record the results in the test report.

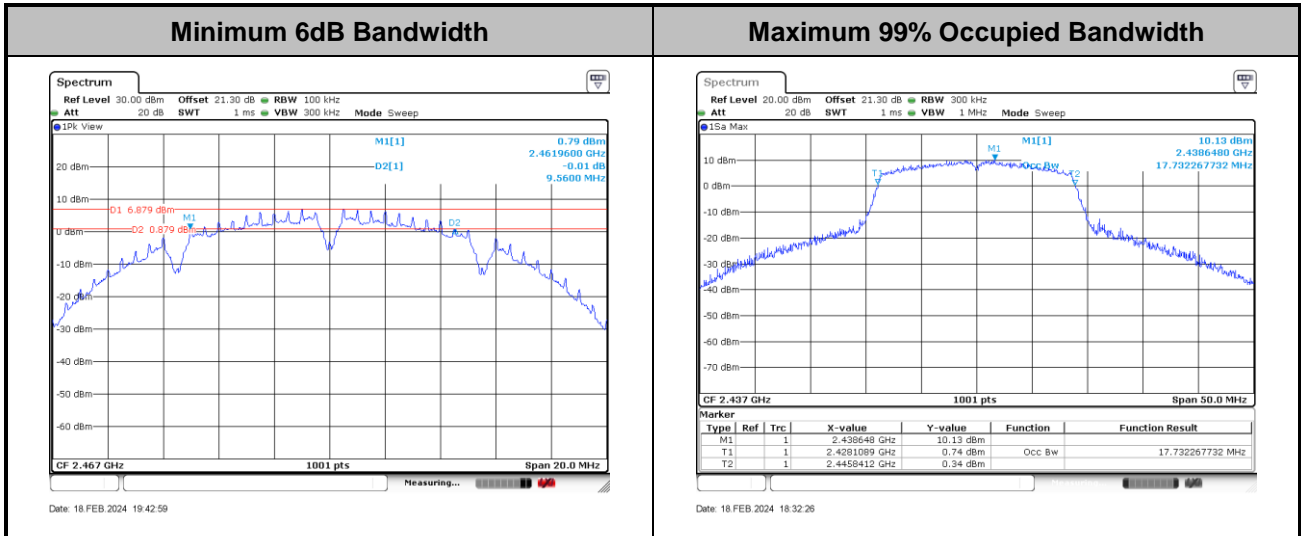
3.1.4 Test Setup





3.1.5 Test Result of 6dB and 99% Occupied Bandwidth

Please refer to Appendix A.



Note : The occupied channel bandwidth is maintained within the band of operation for all of the modulations.

3.2 Output Power Measurement

3.2.1 Limit of Output Power

For systems using digital modulation in the 2400-2483.5MHz, the limit for peak output power is 30dBm. If transmitting antenna with directional gain greater than 6dBi is used, the peak output power from the intentional radiator shall be reduced below the above stated value by the amount in dB that the directional gain of the antenna exceeds 6 dBi. In case of point-to-point operation, the limit has to be reduced by 1dB for every 3dB that the directional gain of the antenna exceeds 6dBi.

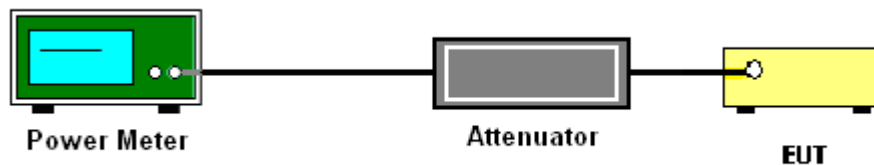
3.2.2 Measuring Instruments

The measuring equipment is listed in the section 4 of this test report.

3.2.3 Test Procedures

1. The testing follows the Measurement Procedure of ANSI C63.10-2013 clause 11.9.1.3 PKPM1 Peak power meter or ANSI C63.10-2013 clause 11.9.2.3.1 Method AVGPM method.
2. The RF output of EUT was connected to the power meter by RF cable and attenuator. The path loss was compensated to the results for each measurement.
3. Set to the maximum power setting and enable the EUT transmit continuously.
4. Measure the conducted output power and record the results in the test report.

3.2.4 Test Setup



3.2.5 Test Result of Peak Output Power

Please refer to Appendix A.

3.2.6 Test Result of Average Output Power (Reporting Only)

Please refer to Appendix A.

3.3 Power Spectral Density Measurement

3.3.1 Limit of Power Spectral Density

The peak power spectral density shall not be greater than 8dBm in any 3kHz band at any time interval of continuous transmission.

3.3.2 Measuring Instruments

The measuring equipment is listed in the section 4 of this test report.

3.3.3 Test Procedures

1. The testing follows Measurement Procedure of ANSI C63.10-2013 clause 11.10.2 Method PKPSD.
2. The RF output of EUT was connected to the spectrum analyzer by RF cable and attenuator. The path loss was compensated to the results for each measurement.
3. Set to the maximum power setting and enable the EUT transmit continuously.
4. Make the measurement with the spectrum analyzer's resolution bandwidth (RBW) = 3 kHz. Video bandwidth VBW = 10 kHz In order to make an accurate measurement, set the span to 1.5 times DTS Channel Bandwidth. (6dB BW)
5. Detector = peak, Sweep time = auto couple, Trace mode = max hold, Allow trace to fully stabilize. Use the peak marker function to determine the maximum power level.
6. Measure and record the results in the test report.

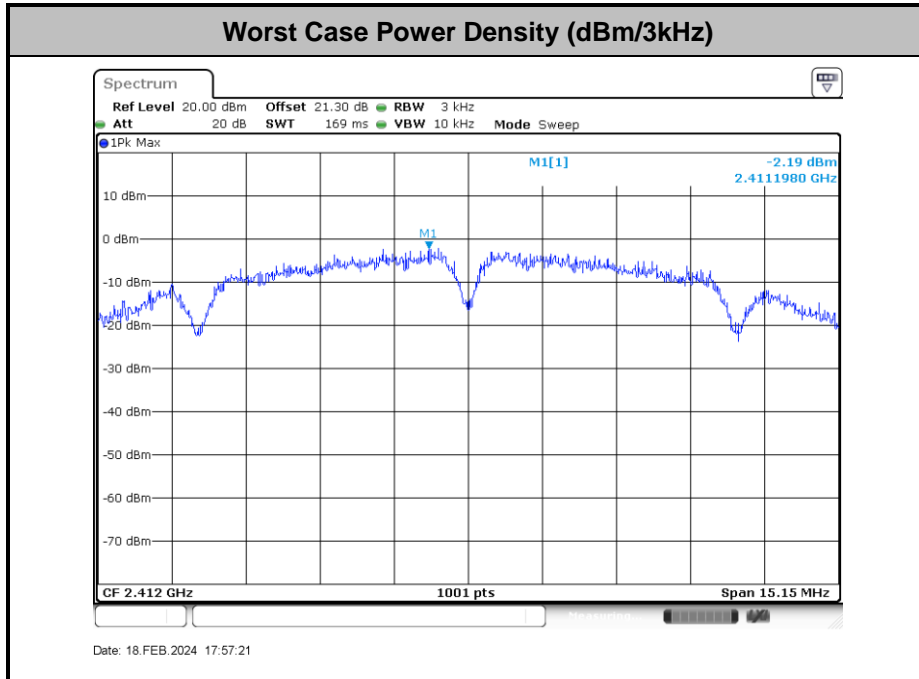
3.3.4 Test Setup





3.3.5 Test Result of Power Spectral Density

Please refer to Appendix A.



3.4 Conducted Band Edges and Spurious Emission Measurement

3.4.1 Limit of Conducted Band Edges and Spurious Emission Measurement

In any 100 kHz bandwidth outside of the authorized frequency band, the emissions which fall in the non-restricted bands shall be attenuated at least 20 dB relative to the maximum PSD level in 100 kHz by RF conducted measurement.

3.4.2 Measuring Instruments

The measuring equipment is listed in the section 4 of this test report.

3.4.3 Test Procedures

1. The testing follows ANSI C63.10-2013 clause 11.11
2. The RF output of EUT was connected to the spectrum analyzer by RF cable and attenuator. The path loss was compensated to the results for each measurement.
3. Set to the maximum power setting and enable the EUT transmit continuously.
4. Set RBW = 100 kHz, VBW=300 kHz, Peak Detector. Unwanted Emissions measured in any 100 kHz bandwidth outside of the authorized frequency band shall be attenuated by at least 20 dB relative to the maximum in-band peak PSD level in 100 kHz when maximum peak conducted output power procedure is used. If the transmitter complies with the conducted power limits based on the use of RMS averaging over a time interval, the attenuation required under this paragraph shall be 30 dB instead of 20 dB per 15.247(d).
5. Measure and record the results in the test report.
6. The RF fundamental frequency should be excluded against the limit line in the operating frequency band.

3.4.4 Test Setup

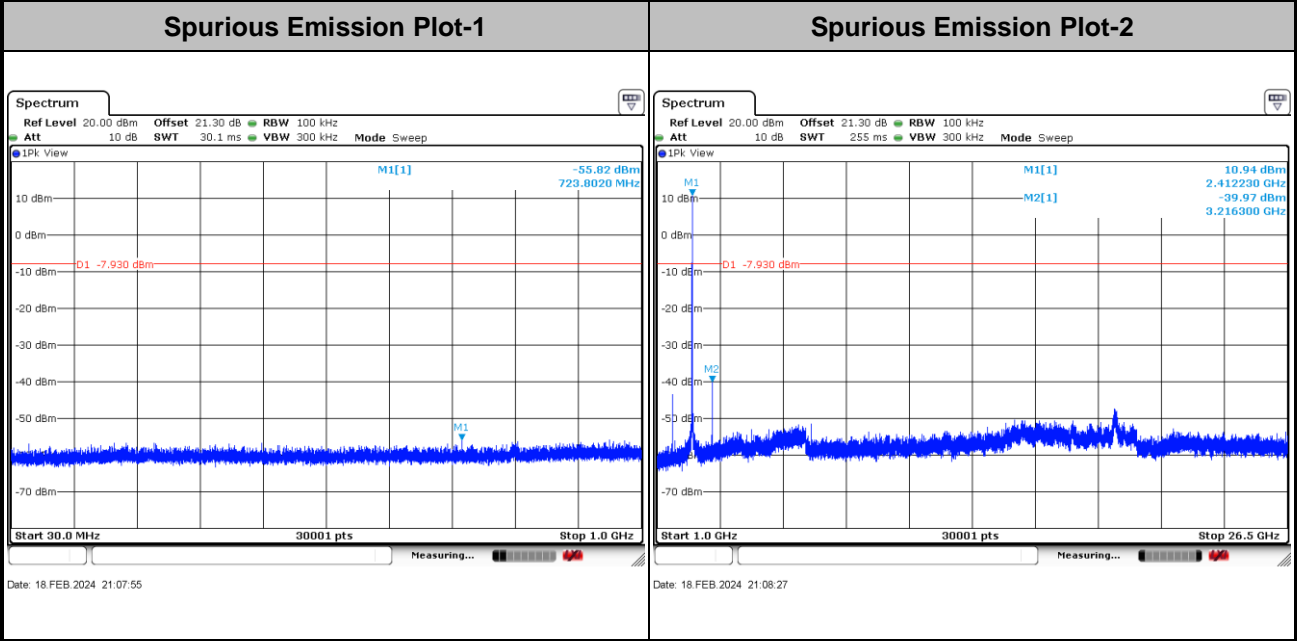
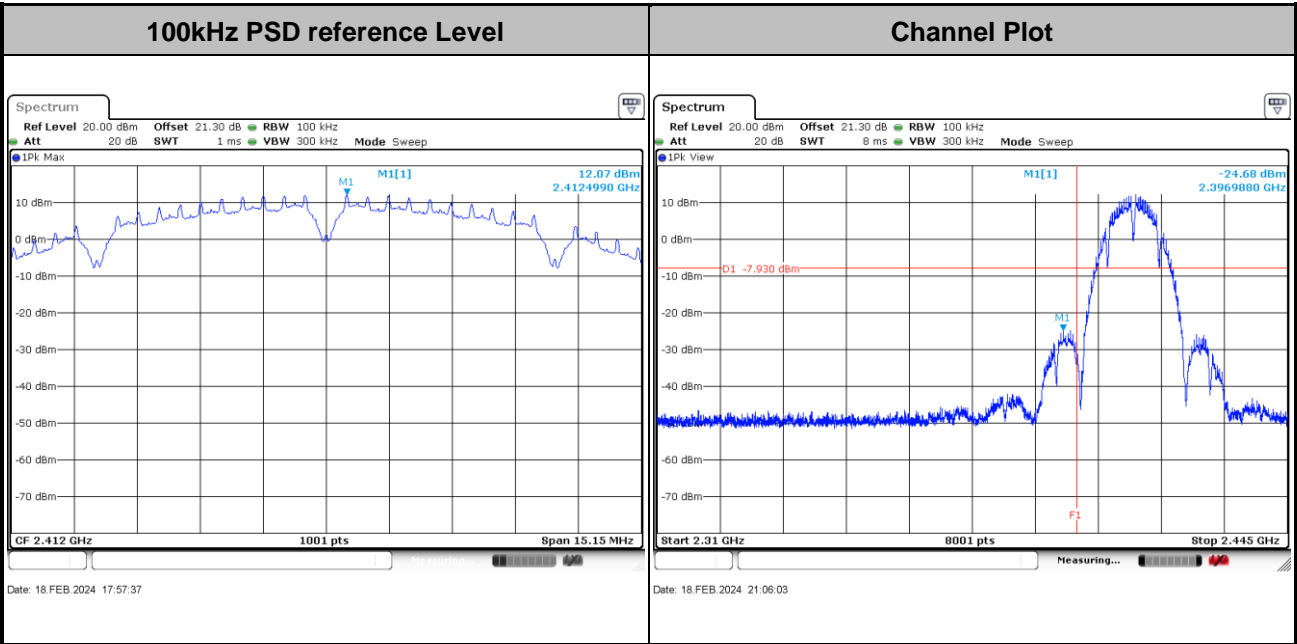




3.4.5 Test Result of Conducted Band Edges and Spurious Emission

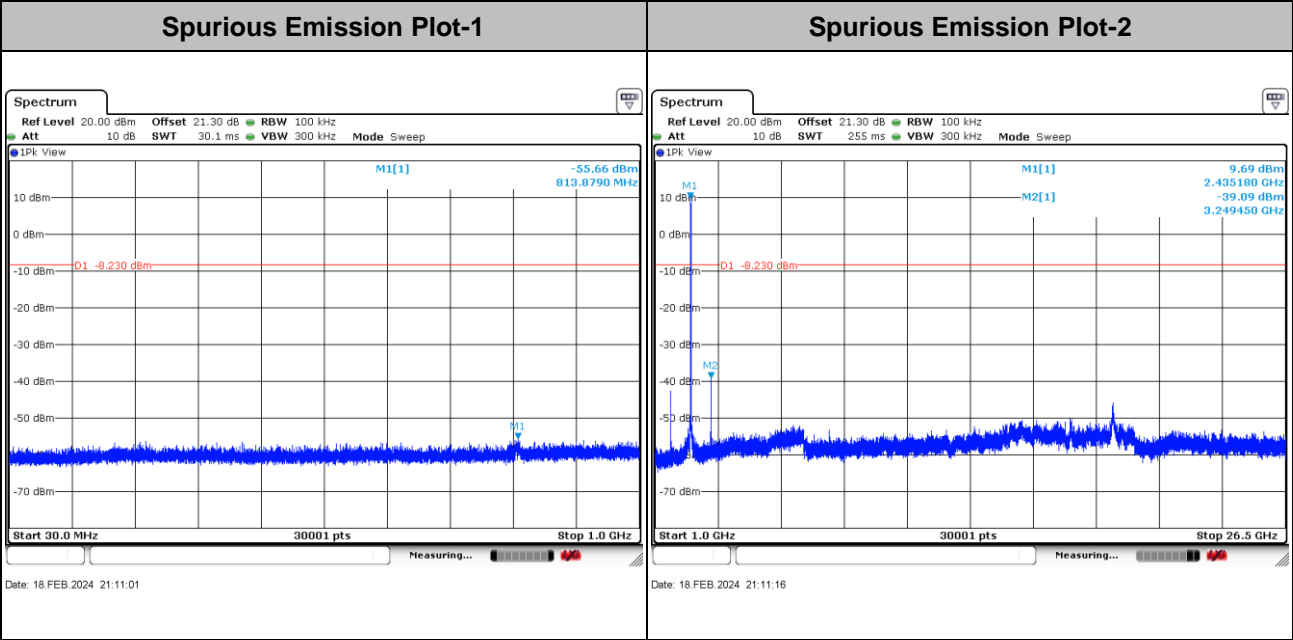
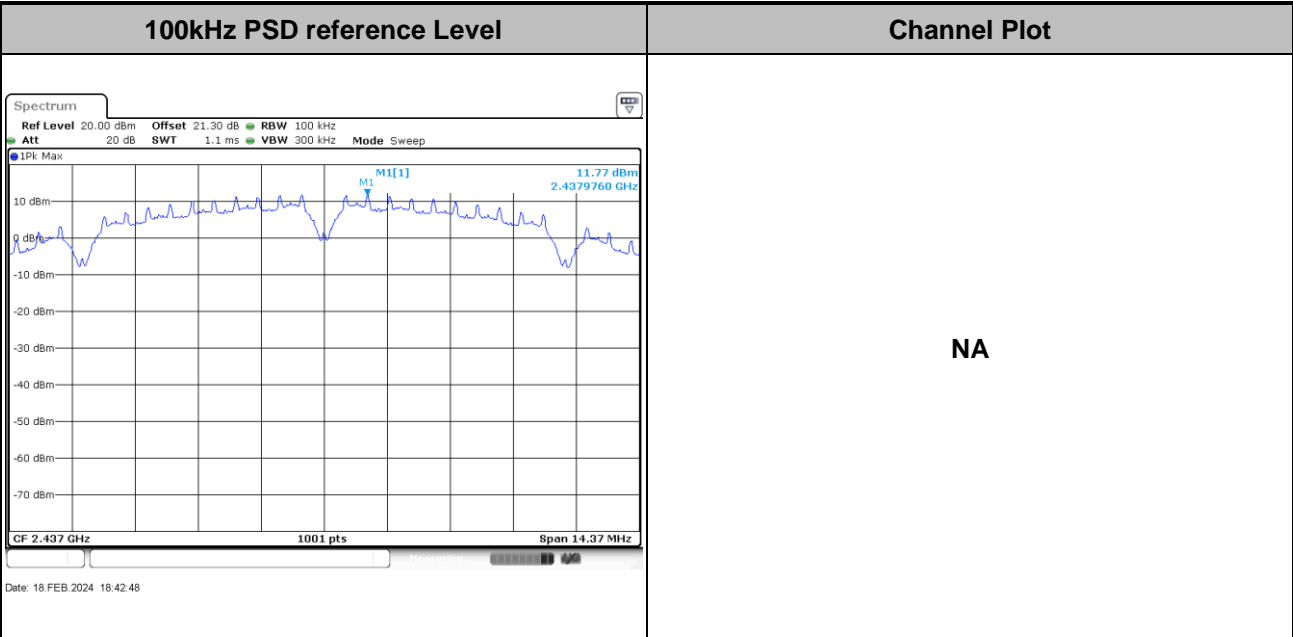
Test Engineer : Chen Ran	Temperature : 24~26°C
	Relative Humidity : 50~53%

Test Mode : 802.11b	Test Channel : 01
---------------------	-------------------



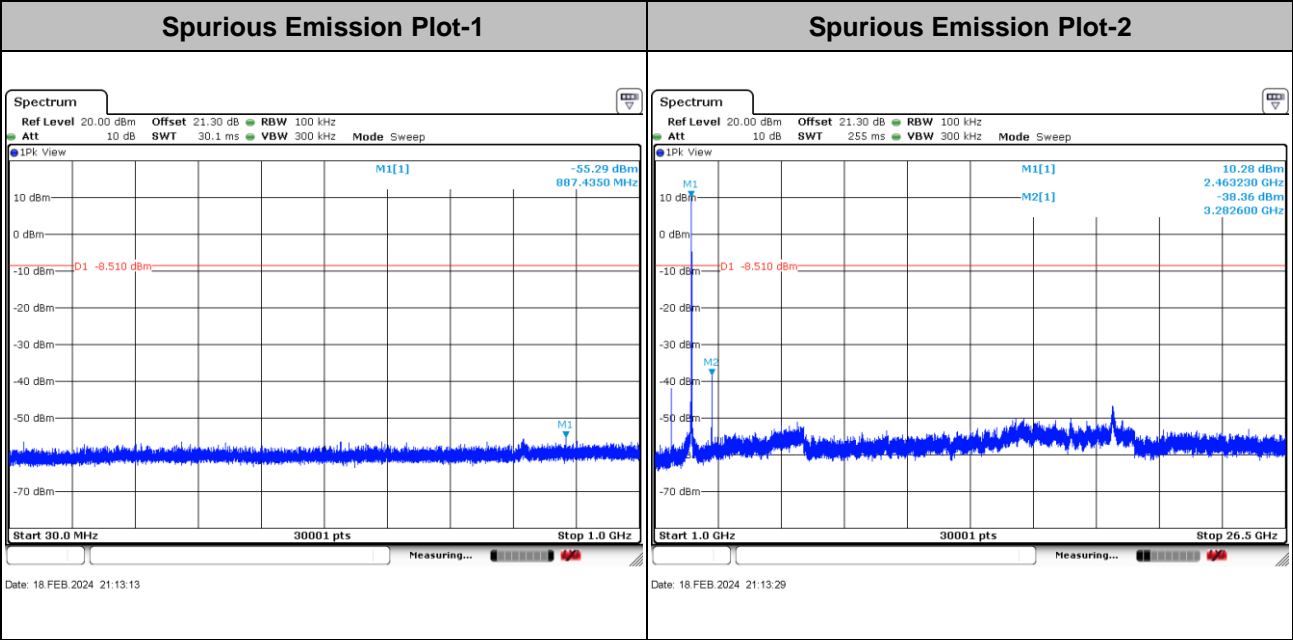
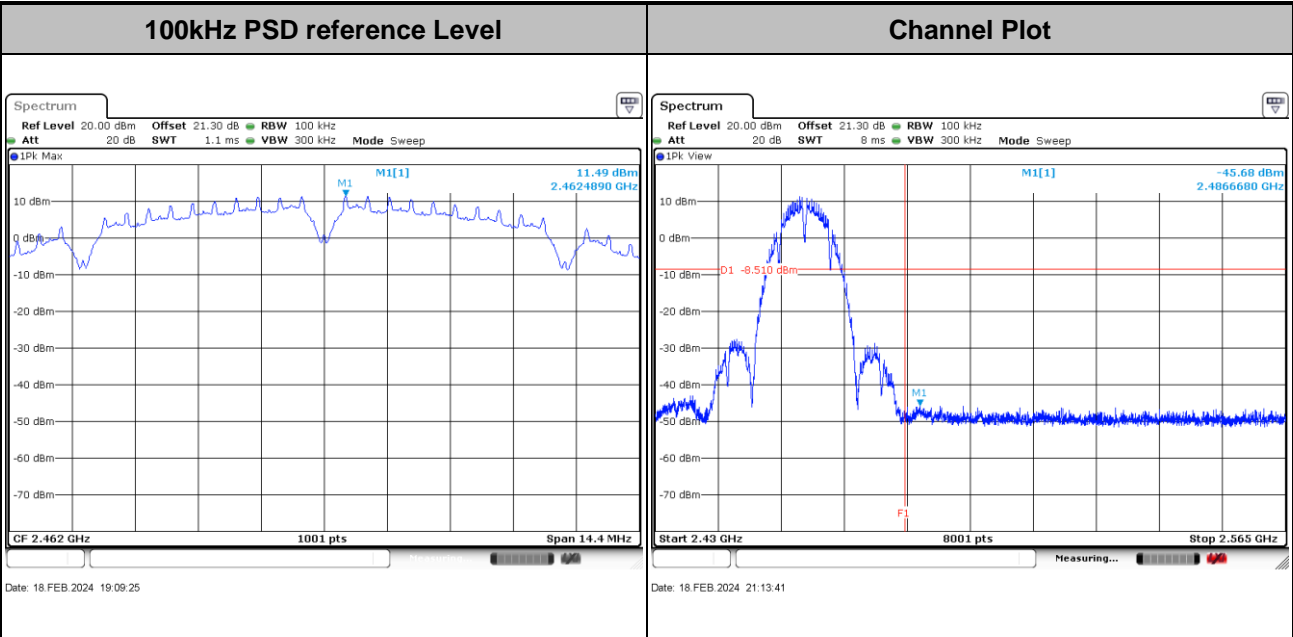


Test Mode :	802.11b	Test Channel :	06
-------------	---------	----------------	----



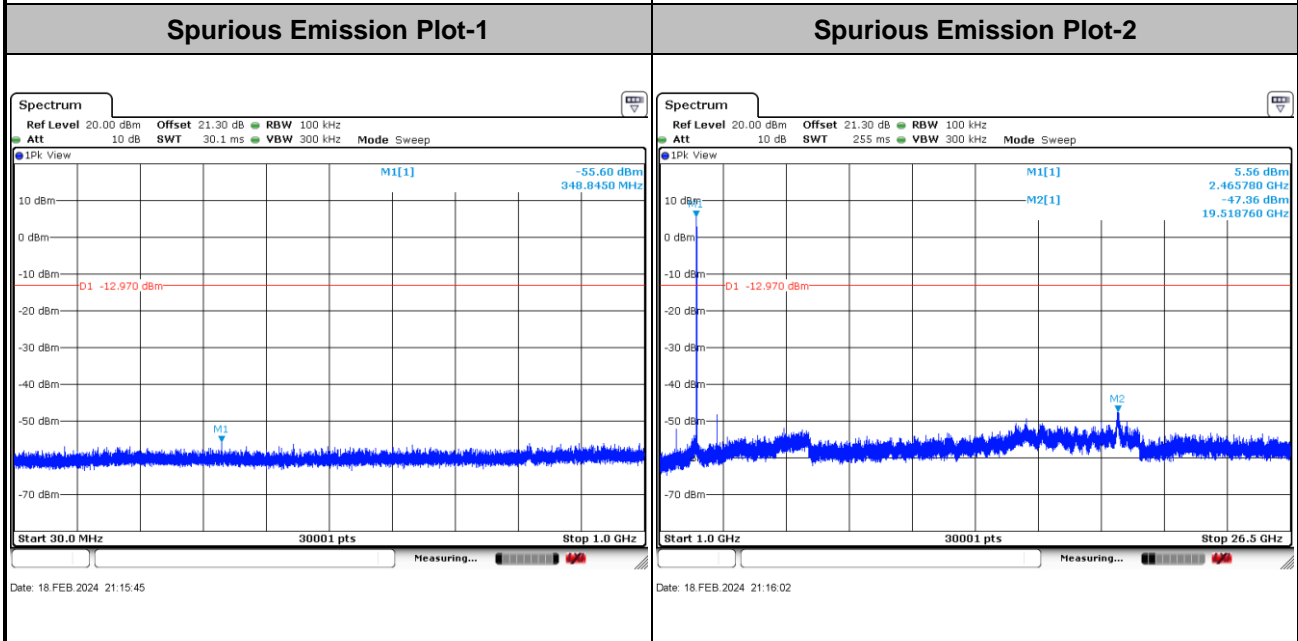
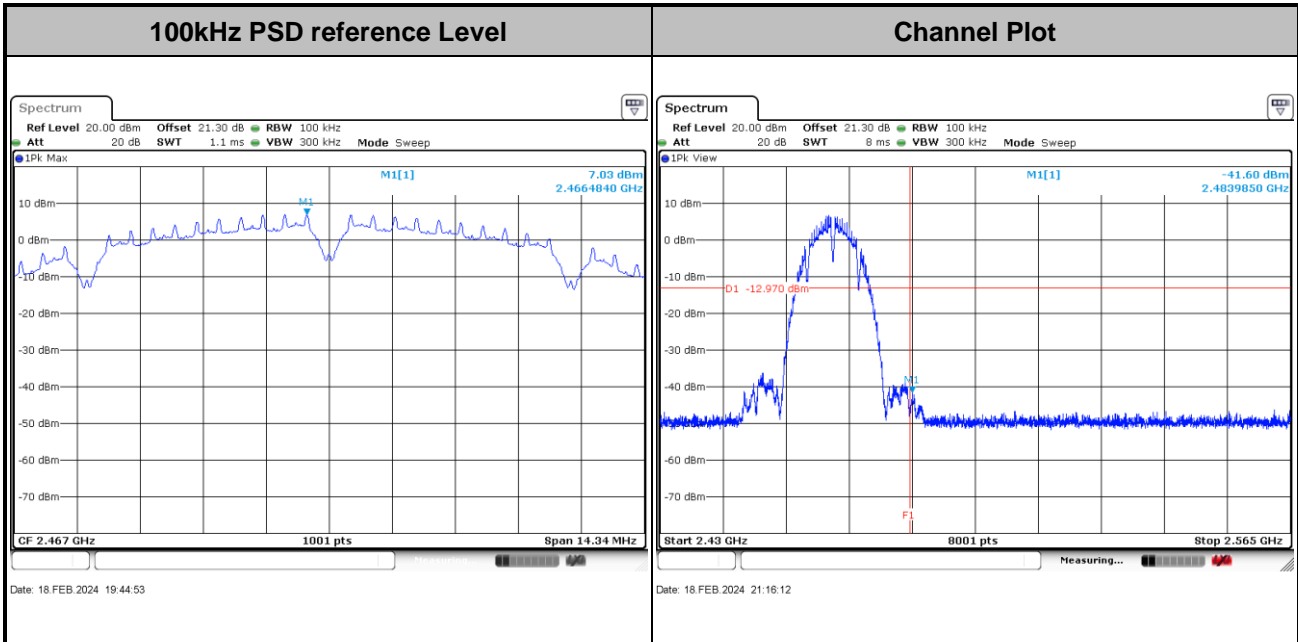


Test Mode :	802.11b	Test Channel :	11
-------------	---------	----------------	----



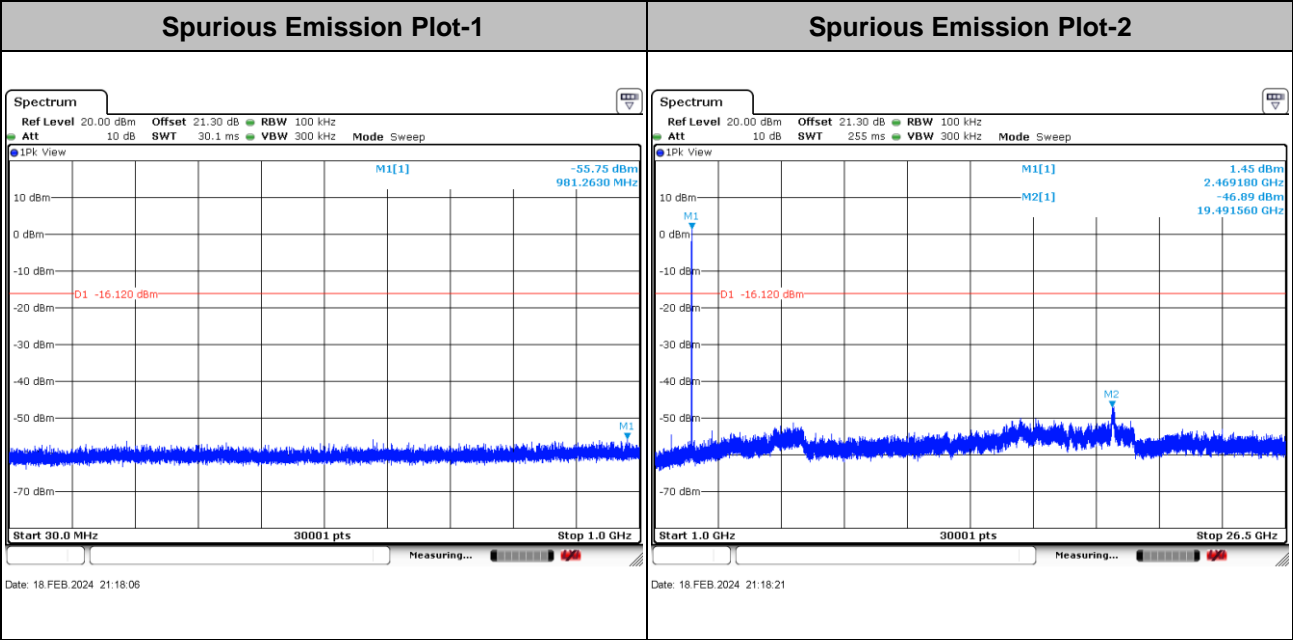
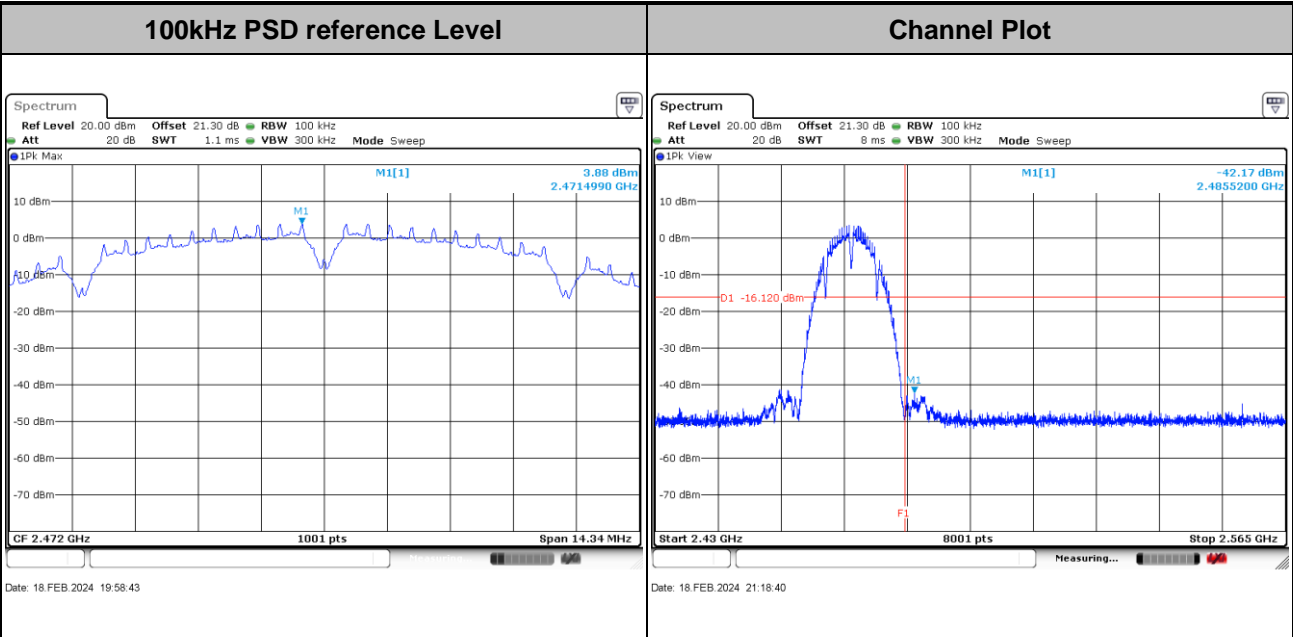


Test Mode :	802.11b	Test Channel :	12
-------------	---------	----------------	----





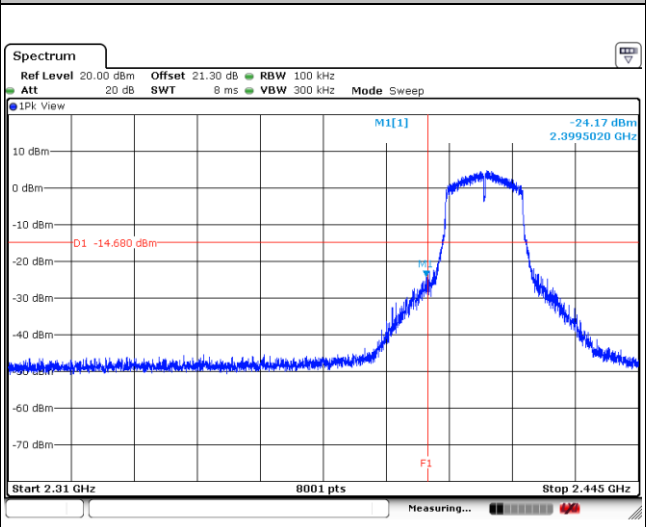
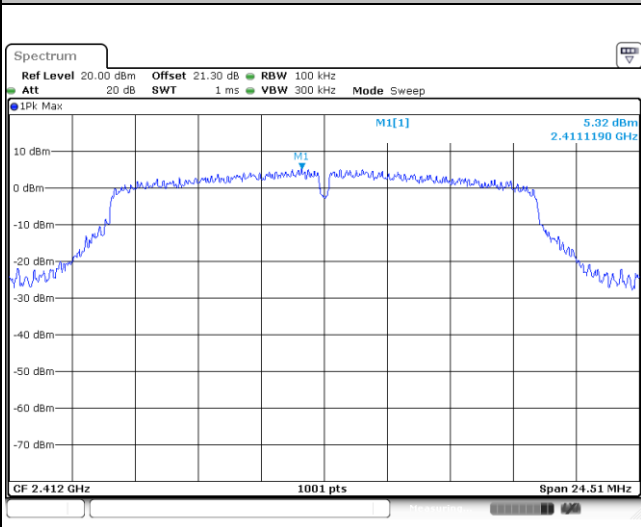
Test Mode :	802.11b	Test Channel :	13
-------------	---------	----------------	----



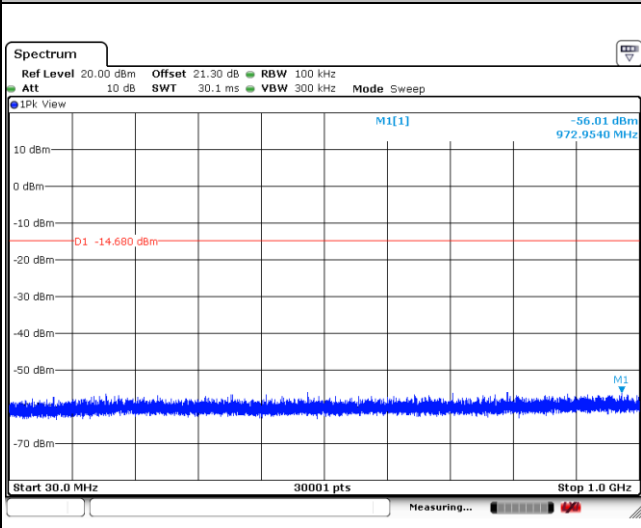


Test Mode : 802.11g Test Channel : 01

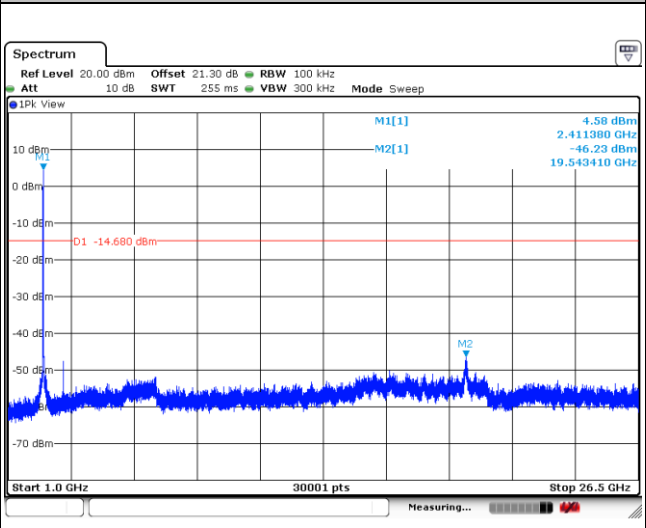
100kHz PSD reference Level Channel Plot



Spurious Emission Plot-1

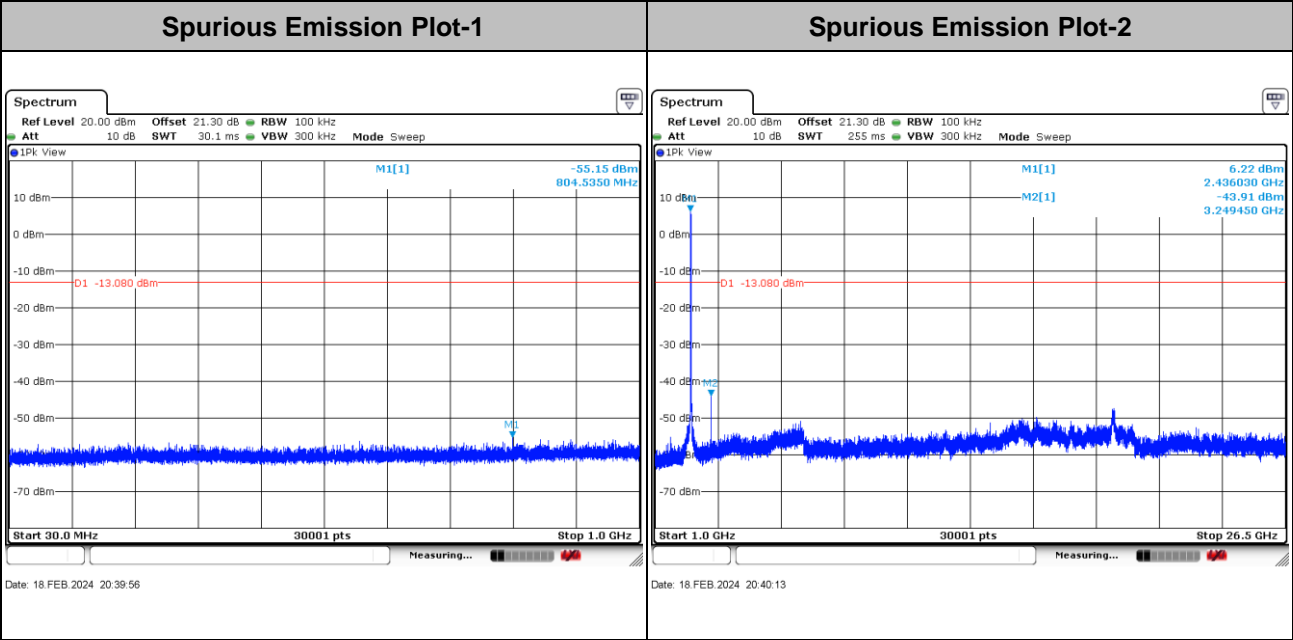
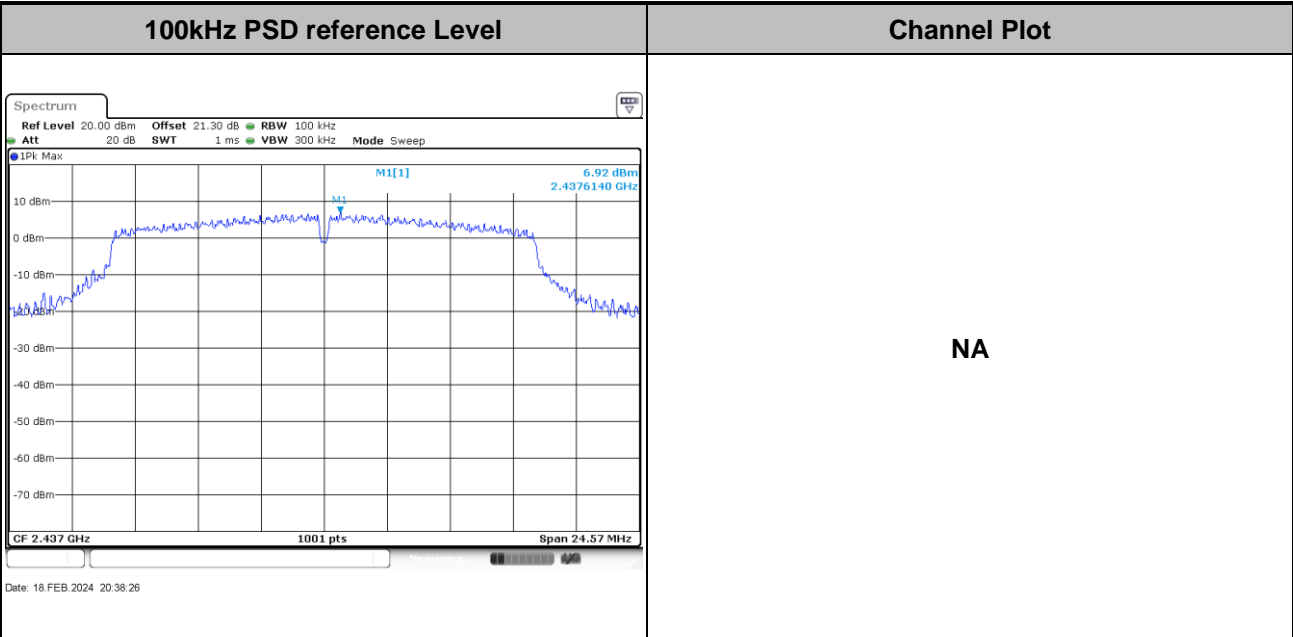


Spurious Emission Plot-2



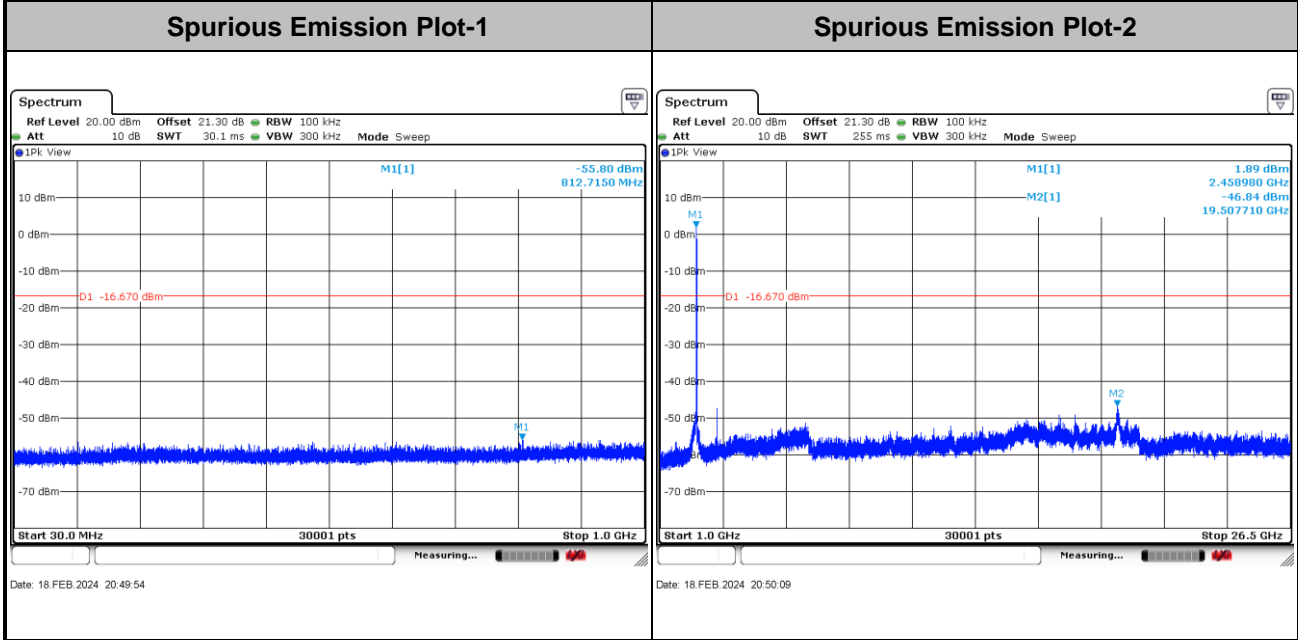
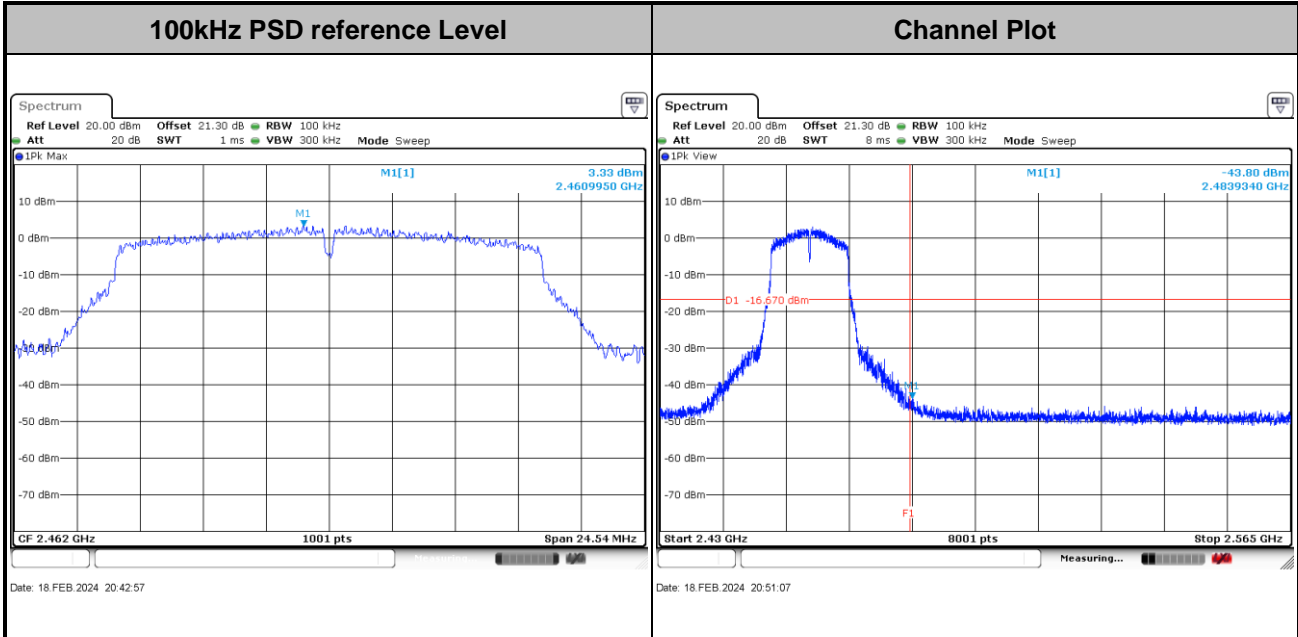


Test Mode :	802.11g	Test Channel :	06
-------------	---------	----------------	----



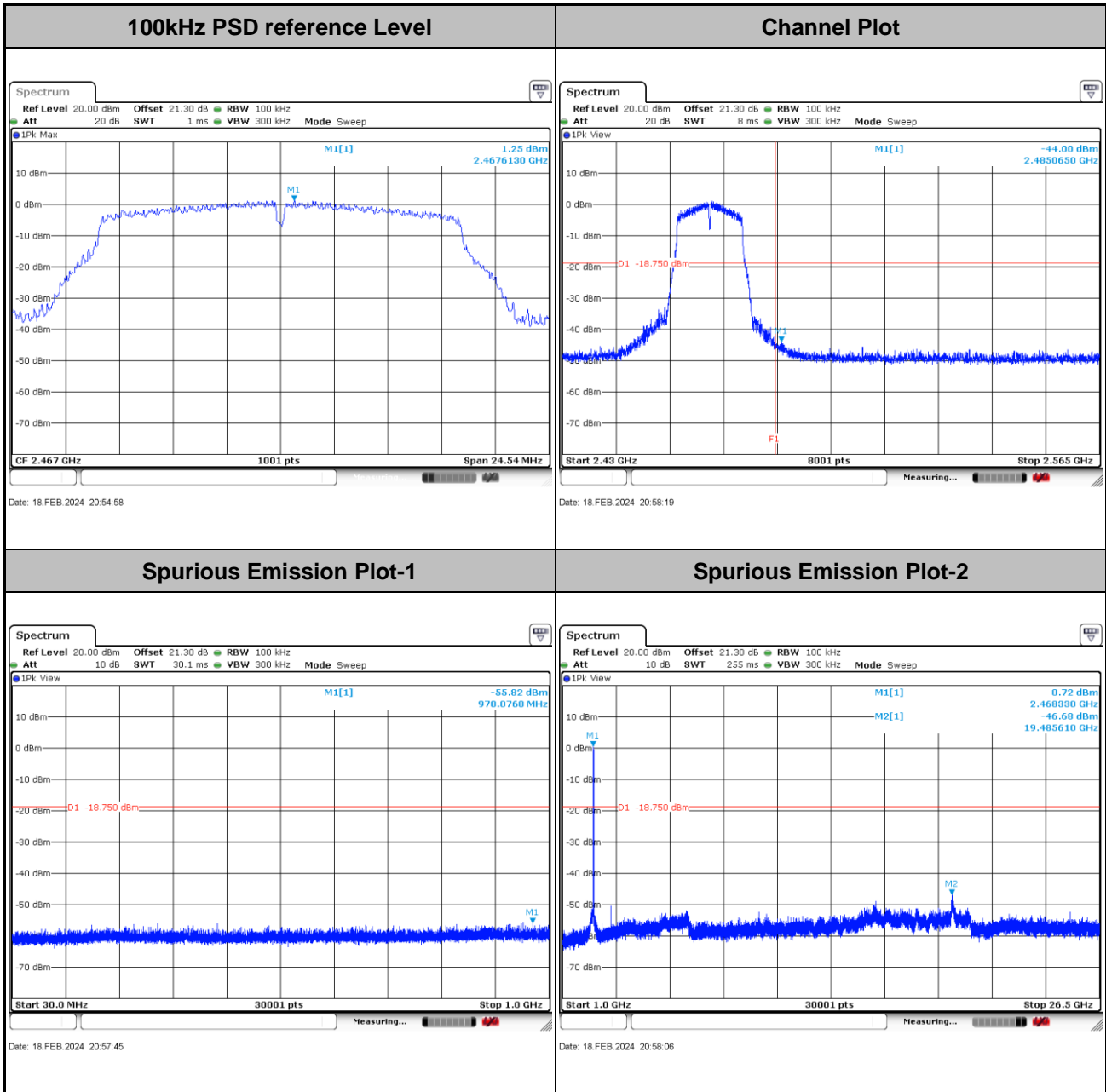


Test Mode :	802.11g	Test Channel :	11
-------------	---------	----------------	----



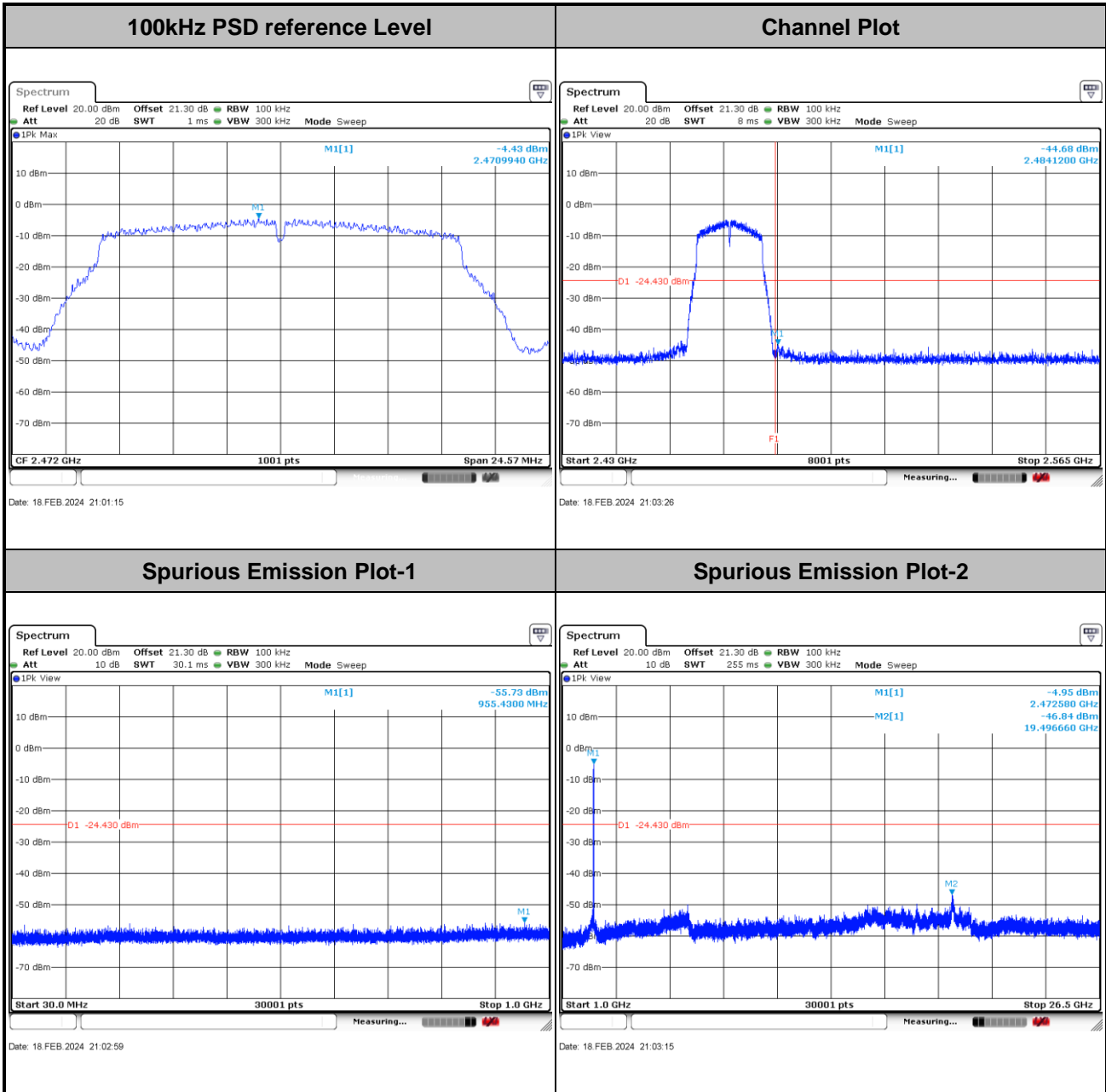


Test Mode :	802.11g	Test Channel :	12
-------------	---------	----------------	----



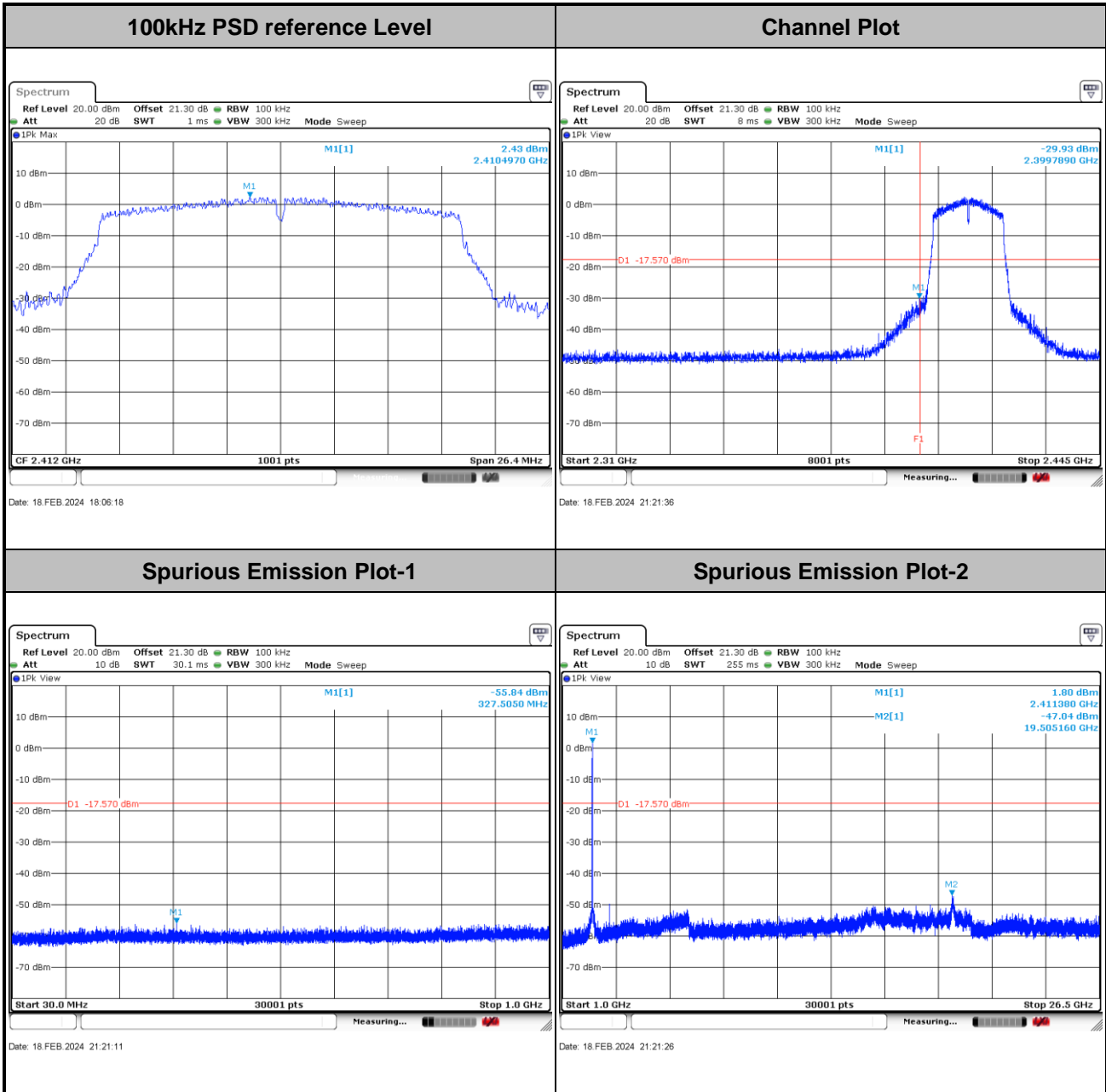


Test Mode :	802.11g	Test Channel :	13
-------------	---------	----------------	----



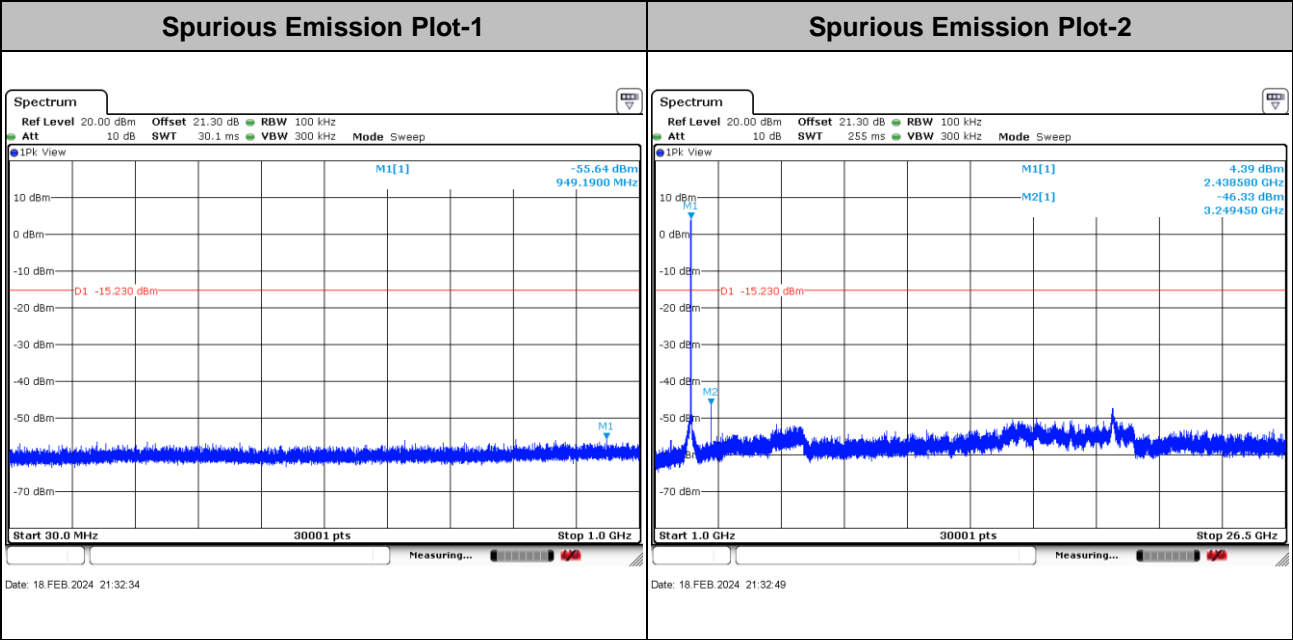
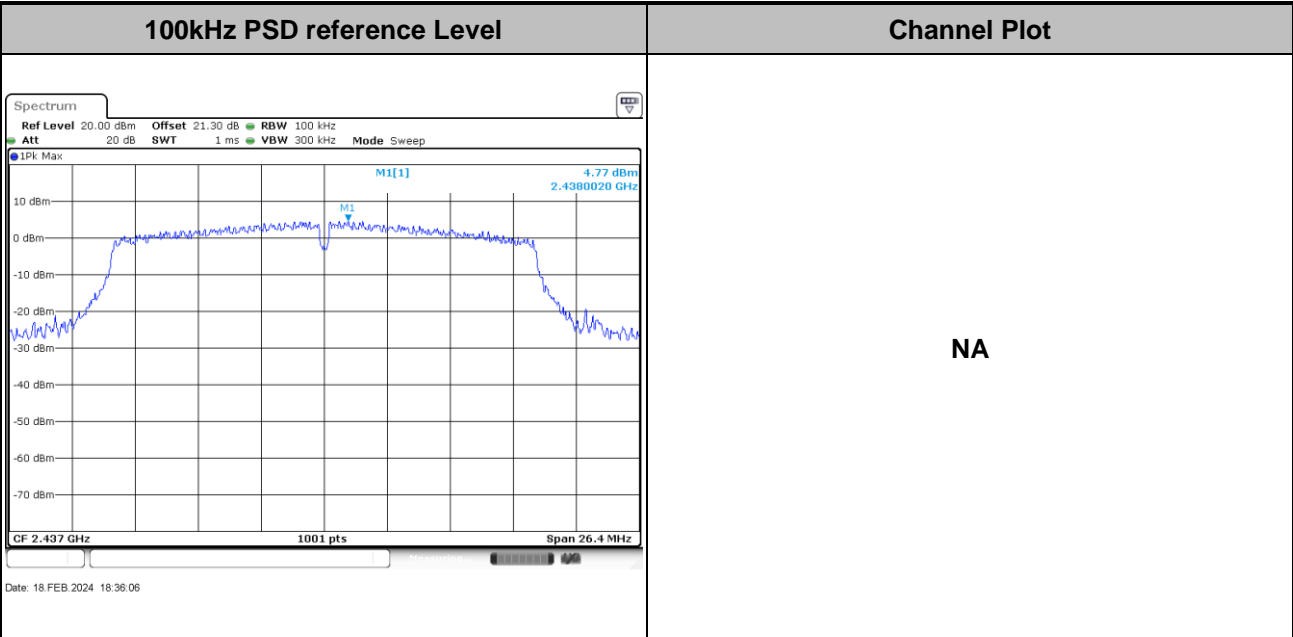


Test Mode :	802.11n HT20	Test Channel :	01
-------------	--------------	----------------	----



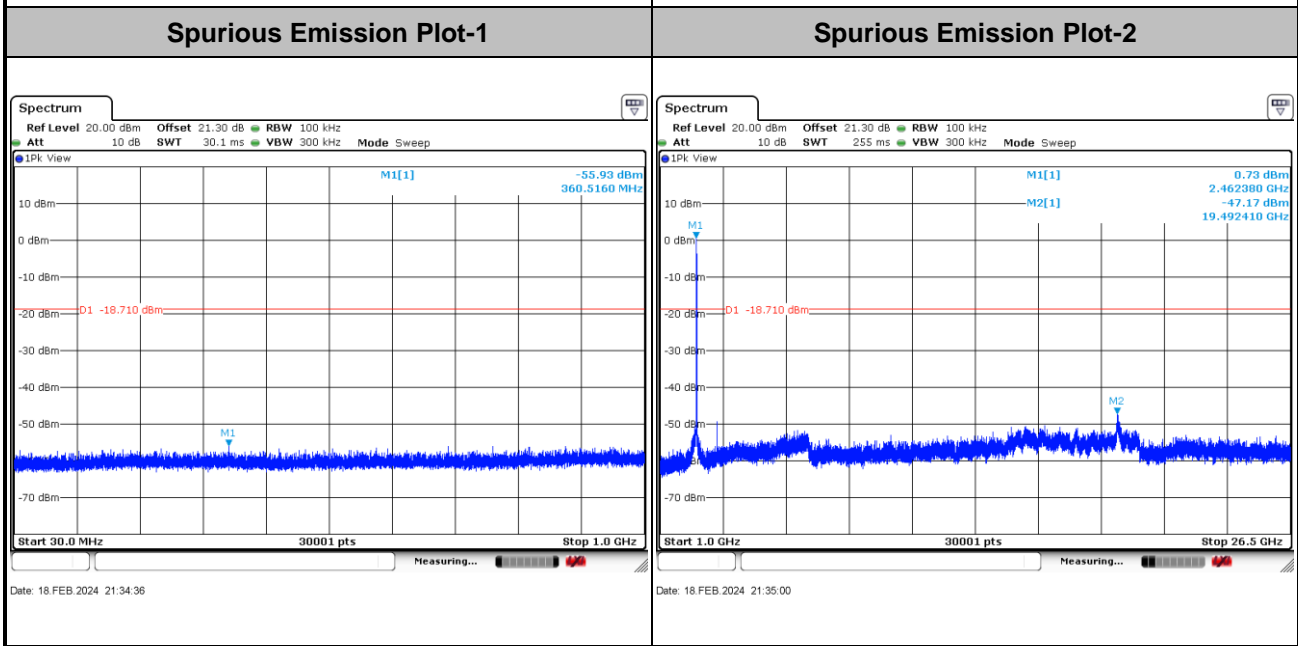
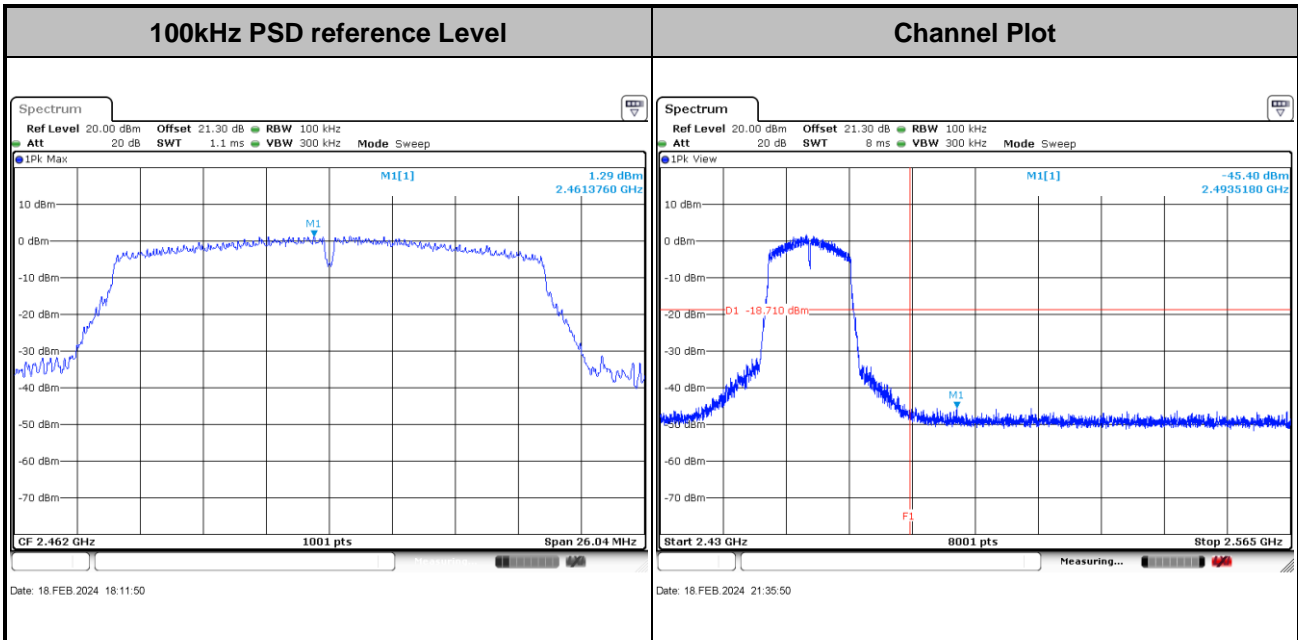


Test Mode :	802.11n HT20	Test Channel :	06
-------------	--------------	----------------	----



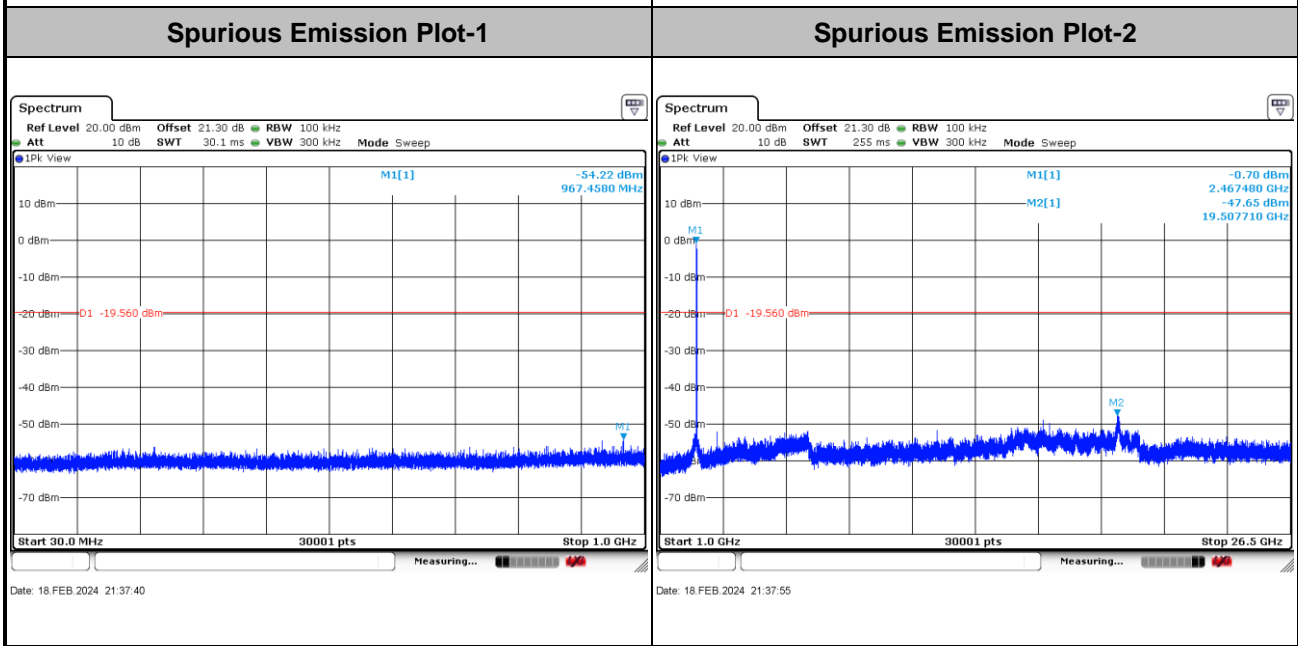
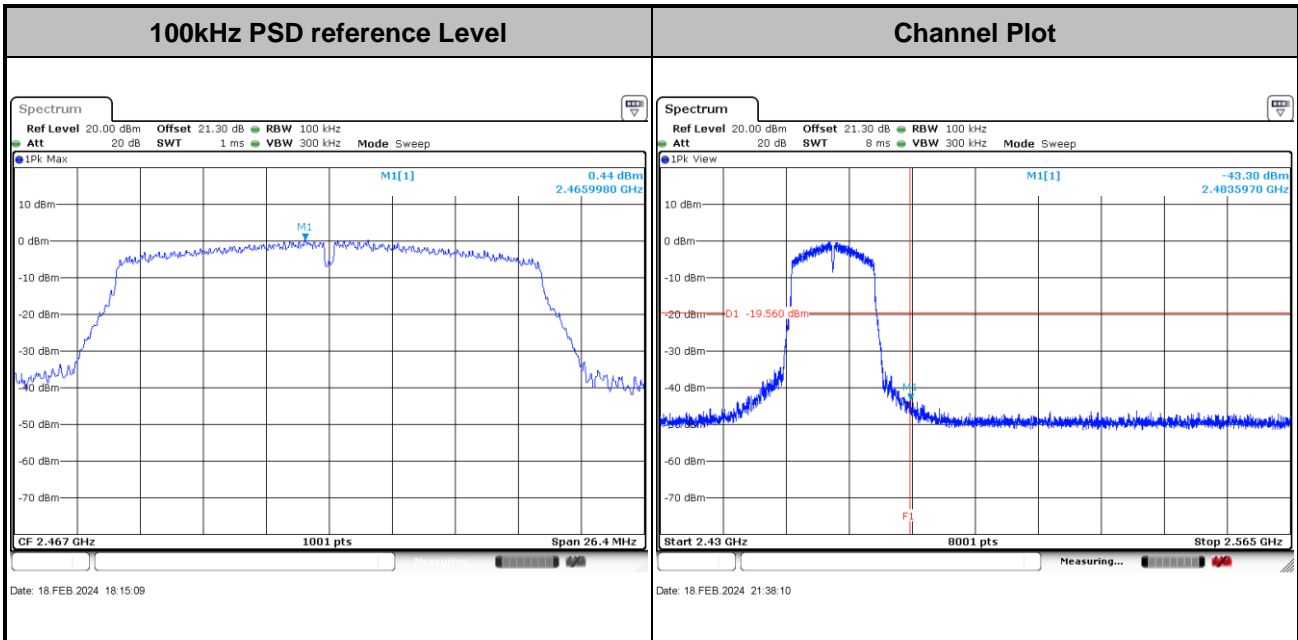


Test Mode :	802.11n HT20	Test Channel :	11
-------------	--------------	----------------	----



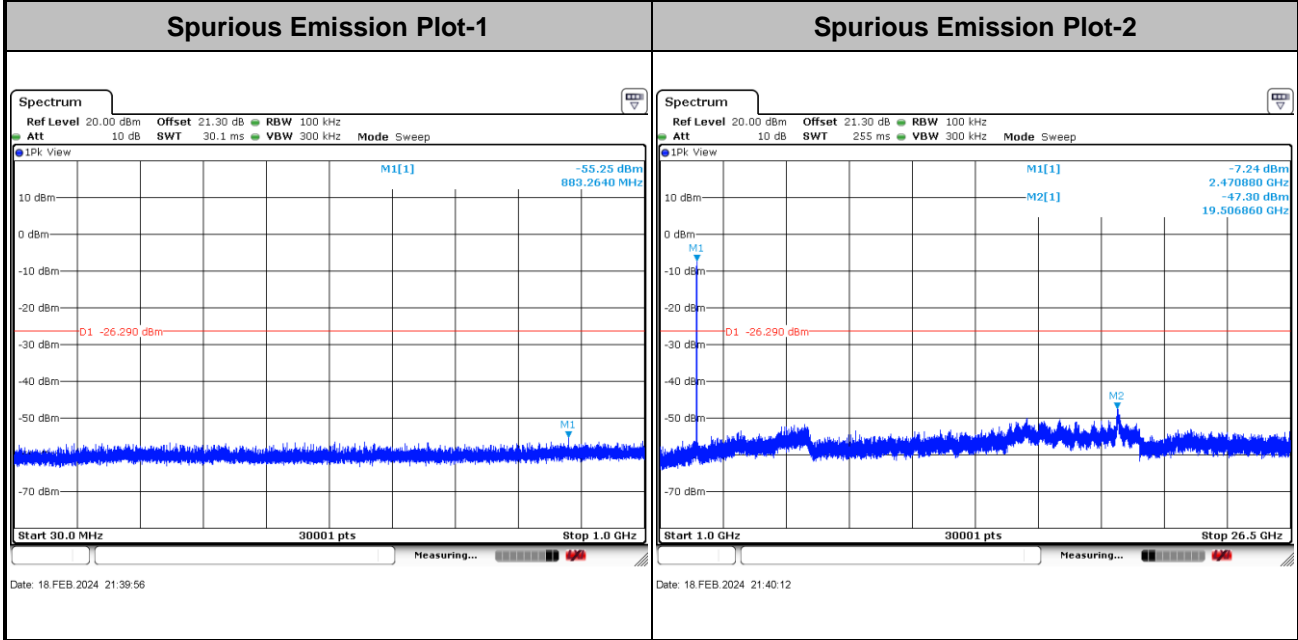
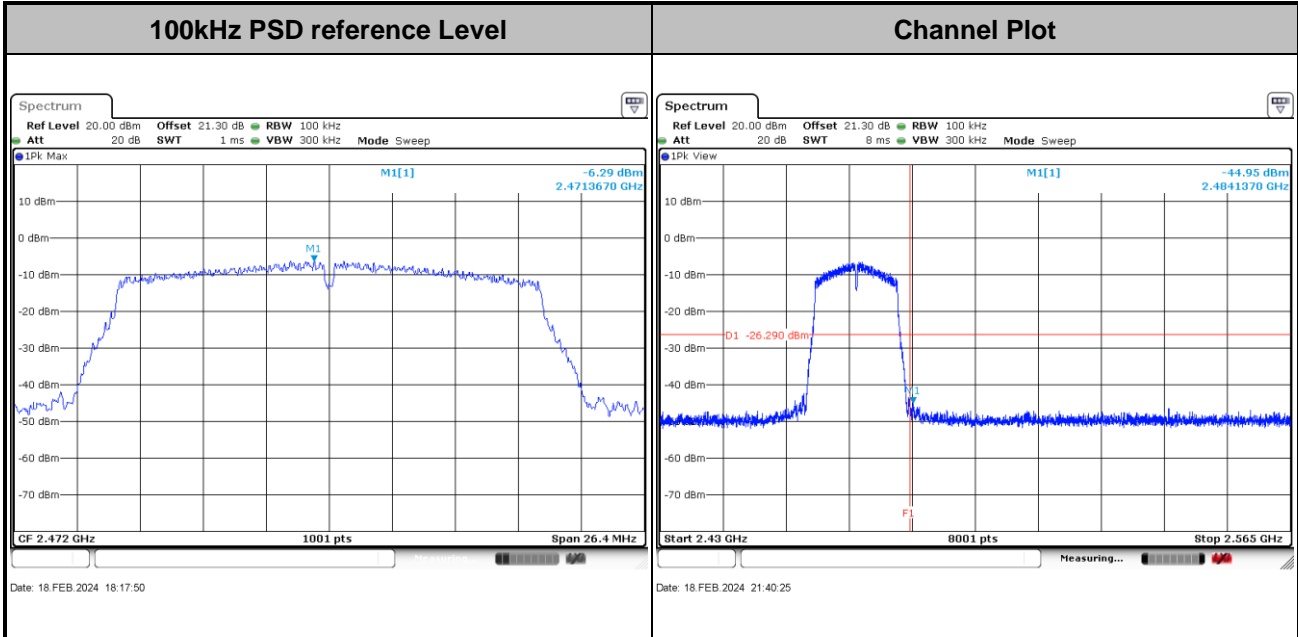


Test Mode :	802.11n HT20	Test Channel :	12
-------------	--------------	----------------	----





Test Mode :	802.11n HT20	Test Channel :	13
-------------	--------------	----------------	----





3.5 Radiated Band Edges and Spurious Emission Measurement

3.5.1 Limit of Radiated band edge and Spurious Emission Measurement

In any 100 kHz bandwidth outside the intentional radiator frequency band, all harmonics/spurious must be at least 20 dB below the highest emission level within the authorized band. If the output power of this device was measured by spectrum analyzer, the attenuation under this paragraph shall be 30 dB instead of 20 dB. In addition, radiated emissions which fall in the restricted bands must also comply with the limits as below.

Frequency (MHz)	Field Strength (microvolts/meter)	Measurement Distance (meters)
0.009 – 0.490	2400/F(kHz)	300
0.490 – 1.705	24000/F(kHz)	30
1.705 – 30.0	30	30
30 – 88	100	3
88 – 216	150	3
216 - 960	200	3
Above 960	500	3

3.5.2 Measuring Instruments

The measuring equipment is listed in the section 4 of this test report.

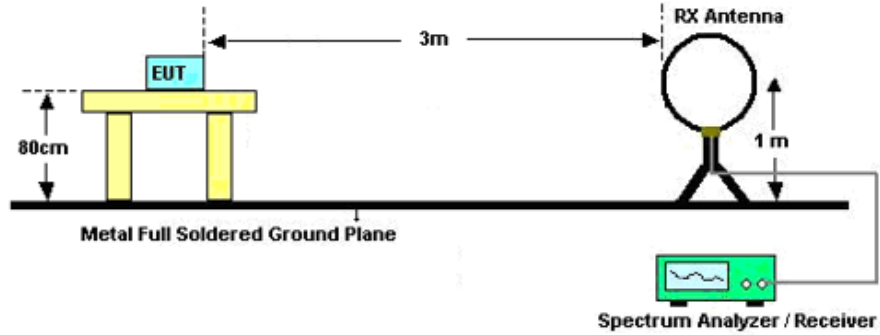


3.5.3 Test Procedures

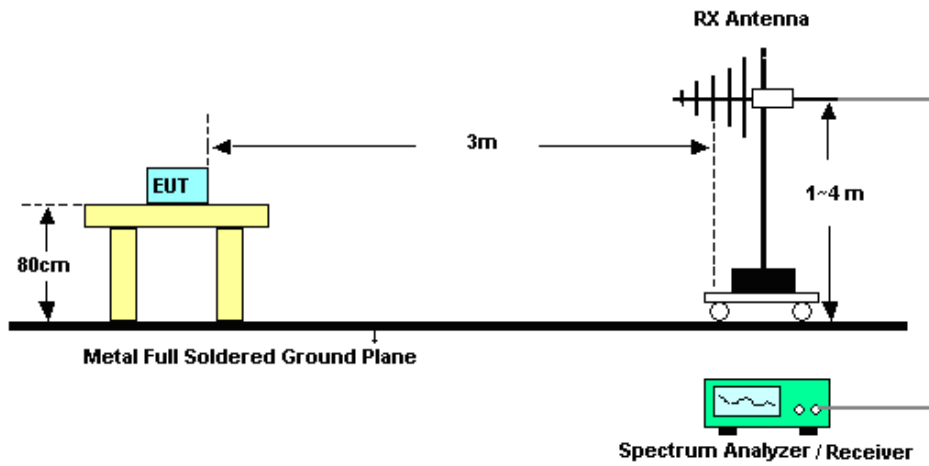
1. The testing follows ANSI C63.10-2013 clause 11.11 & 11.12
2. The EUT was arranged to its worst case and then tune the antenna tower (from 1 m to 4 m) and turntable (from 0 degree to 360 degrees) to find the maximum reading. A pre-amp and a high pass filter are used for the test in order to get better signal level.
3. The EUT was placed on a turntable with 0.8 meter for frequency below 1GHz and 1.5 meter for frequency above 1GHz respectively above ground.
4. The EUT was set 3 meters from the interference receiving antenna, which was mounted on the top of a variable height antenna tower.
5. Corrected Reading: Antenna Factor + Cable Loss + Read Level - Preamp Factor = Level
6. For testing below 1GHz, if the emission level of the EUT in peak mode was 3 dB lower than the limit specified, then peak values of EUT will be reported, otherwise, the emissions will be repeated one by one using the CISPR quasi-peak method and reported.
7. For testing above 1GHz, the emission level of the EUT in peak mode was 20dB lower than peak limit (that means the emission level in average mode also complies with the limit in average mode), then peak values of EUT will be reported, otherwise, the emissions will be measured in average mode again and reported.
8. Use the following spectrum analyzer settings:
 - (1) Span shall wide enough to fully capture the emission being measured;
 - (2) Set RBW=100 kHz for $f < 1$ GHz; VBW \geq RBW; Sweep = auto; Detector function = peak; Trace = max hold;
 - (3) Set RBW = 1 MHz, VBW= 3MHz for $f \geq 1$ GHz for peak measurement.
For average measurement:
 - VBW = 10 Hz, when duty cycle is no less than 98 percent.
 - VBW $\geq 1/T$, when duty cycle is less than 98 percent where T is the minimum transmission duration over which the transmitter is on and is transmitting at its maximum power control level for the tested mode of operation.

3.5.4 Test Setup

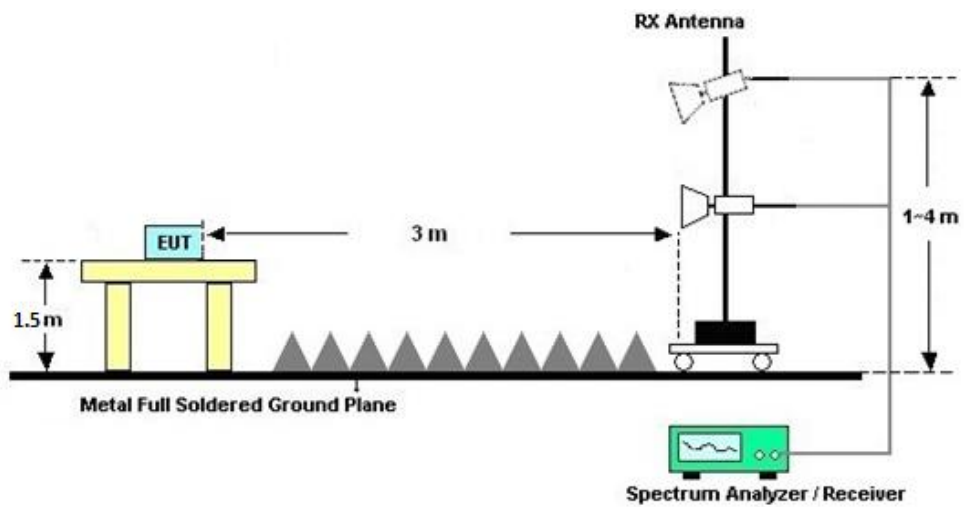
For radiated emissions below 30MHz



For radiated emissions from 30MHz to 1GHz



For radiated emissions above 1GHz





3.5.5 Test Results of Radiated Spurious Emissions (9kHz ~ 30MHz)

The low frequency, which started from 9 kHz to 30MHz, was pre-scanned and the result which was 20dB lower than the limit line was not reported.

There is a comparison data of both open-field test site and semi-Anechoic chamber, and the result came out very similar.

3.5.6 Test Result of Radiated Spurious at Band Edges

Please refer to Appendix C.

3.5.7 Duty Cycle

Please refer to Appendix D.

3.5.8 Test Result of Radiated Spurious Emission (30MHz ~ 10th Harmonic or 40GHz, whichever is lower)

Please refer to Appendix C.

3.6 AC Conducted Emission Measurement

3.6.1 Limit of AC Conducted Emission

For equipment that is designed to be connected to the public utility (AC) power line, the radio frequency voltage that is conducted back onto the AC power line on any frequency or frequencies within the band 150 kHz to 30 MHz shall not exceed the limits in the following table.

Frequency of Emission (MHz)	Conducted Limit (dB μ V)	
	Quasi-Peak	Average
0.15-0.5	66 to 56*	56 to 46*
0.5-5	56	46
5-30	60	50

*Decreases with the logarithm of the frequency.

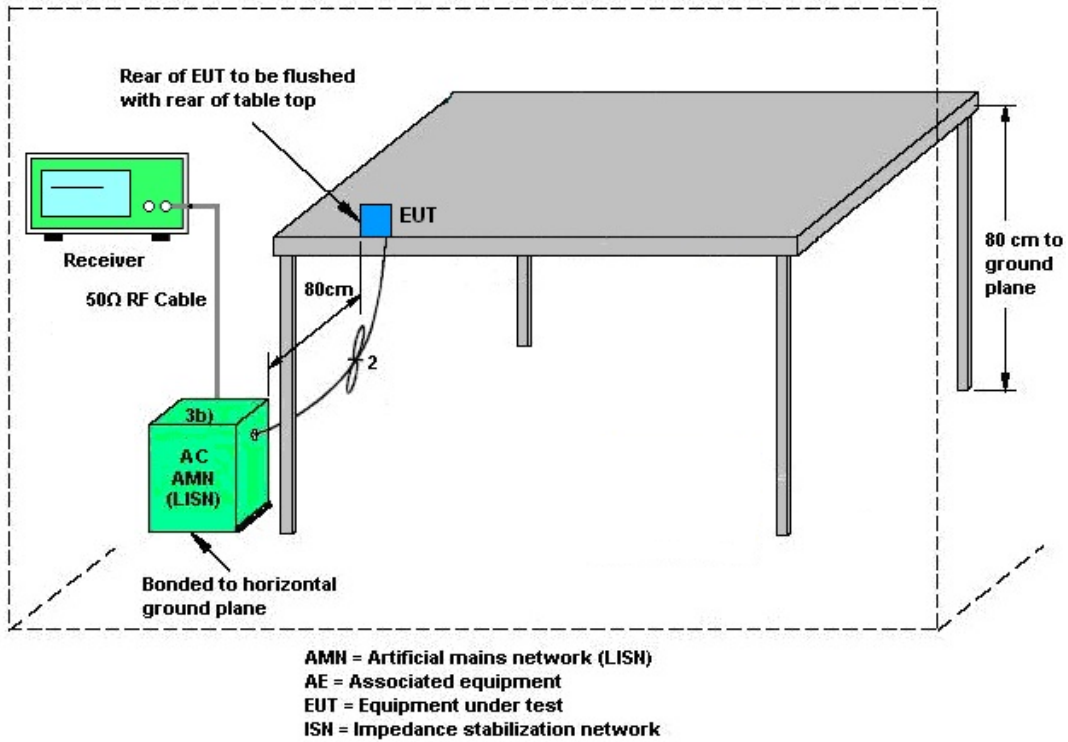
3.6.2 Measuring Instruments

The measuring equipment is listed in the section 4 of this test report.

3.6.3 Test Procedures

1. The EUT was placed 0.4 meter from the conducting wall of the shielding room, and it was kept at least 80 centimeters from any other grounded conducting surface.
2. Connect EUT to the power mains through a line impedance stabilization network (LISN).
3. All the support units are connecting to the other LISN.
4. The LISN provides 50 ohm coupling impedance for the measuring instrument.
5. The FCC states that a 50 ohm, 50 microhenry LISN should be used.
6. Both sides of AC line were checked for maximum conducted interference.
7. The frequency range from 150 kHz to 30 MHz was searched.
8. Set the test-receiver system to Peak Detect Function and specified bandwidth (IF bandwidth = 9kHz) with Maximum Hold Mode.

3.6.4 Test Setup



3.6.5 Test Result of AC Conducted Emission

Please refer to Appendix B.



3.7 Antenna Requirements

3.7.1 Standard Applicable

If directional gain of transmitting Antennas is greater than 6dBi, the power shall be reduced by the same level in dB comparing to gain minus 6dBi. The use of a permanently attached Antenna or of an Antenna that uses a unique coupling to the intentional radiator shall be considered sufficient to comply with the rule.

3.7.2 Antenna Anti-Replacement Construction

An embedded-in antenna design is used.

3.7.3 Antenna Gain

The antenna peak gain of EUT is less than 6 dBi. Therefore, it is not necessary to reduce maximum peak output power limit.



4 List of Measuring Equipment

Instrument	Manufacturer	Model No.	Serial No.	Characteristics	Calibration Date	Test Date	Due Date	Remark
EMI Test Receiver&SA	KEYSIGHT	N9038A	MY54450083	20Hz~8.4GHz	Apr. 04, 2023	Feb. 02, 2024	Apr. 03, 2024	Radiation (03CH03-SZ)
EXA Spectrum Analyzer	KEYSIGHT	N9010A	MY55150246	10Hz~44GHz;	Apr. 04, 2023	Feb. 02, 2024	Apr. 03, 2024	Radiation (03CH03-SZ)
Loop Antenna	R&S	HFH2-Z2	100354	9kHz~30MHz	Jul. 28, 2022	Feb. 02, 2024	Jul. 27, 2024	Radiation (03CH03-SZ)
Bilog Antenna	TeseQ	CBL6112D	35408	30MHz-2GHz	Aug. 20, 2023	Feb. 02, 2024	Aug. 19, 2025	Radiation (03CH03-SZ)
Double Ridge Horn Antenna	SCHWARZBECK	BBHA9120D	9120D-1355	1GHz~18GHz	Apr. 08, 2023	Feb. 02, 2024	Apr. 07, 2024	Radiation (03CH03-SZ)
SHF-EHF Horn	com-power	AH-840	101071	18Ghz-40GHz	Apr. 08, 2023	Feb. 02, 2024	Apr. 07, 2024	Radiation (03CH03-SZ)
Amplifier	Burgeon	BPA-530	102211	0.01Hz ~3000MHz	Oct. 18, 2023	Feb. 02, 2024	Oct. 17, 2024	Radiation (03CH03-SZ)
HF Amplifier	MITEQ	AMF-7D-00101800-30-10P-R	1943528	1GHz~18GHz	Oct. 18, 2023	Feb. 02, 2024	Oct. 17, 2024	Radiation (03CH03-SZ)
Amplifier	Agilent Technologies	83017A	MY39501302	500MHz~26.5GHz	Dec. 27, 2023	Feb. 02, 2024	Dec. 26, 2024	Radiation (03CH03-SZ)
HF Amplifier	MITEQ	TTA1840-35-HG	1871923	18GHz~40GHz	Jul. 07, 2023	Feb. 02, 2024	Jul.06, 2024	Radiation (03CH03-SZ)
AC Power Source	Chroma	61601	616010002729	1 N/A	Oct. 18, 2023	Feb. 02, 2024	Oct. 17, 2024	Radiation (03CH03-SZ)
Turn Table	EM	EM1000	N/A	0~360 degree	NCR	Feb. 02, 2024	NCR	Radiation (03CH03-SZ)
Antenna Mast	EM	EM1000	N/A	1 m~4 m	NCR	Feb. 02, 2024	NCR	Radiation (03CH03-SZ)
Spectrum Analyzer	R&S	FSV40	101078	10Hz~40GHz	Apr. 06, 2023	Feb. 18, 2024	Apr. 05, 2024	Conducted (TH01-SZ)
Pulse Power Sensor	Anritsu	MA2411B	1339473	30MHz~40GHz	Dec. 29, 2023	Feb. 18, 2024	Dec. 28, 2024	Conducted (TH01-SZ)
Power Meter	Anritsu	ML2495A	1218010	50MHz Bandwidth	Aug. 21, 2023	Feb. 18, 2024	Aug. 20, 2024	Conducted (TH01-SZ)
Thermo meter	Anymetre	JR593	#7	- 10℃ ~ 50℃ 10%RH~99%RH	Apr. 08, 2023	Feb. 18, 2024	Apr. 07, 2024	Conducted (TH01-SZ)
EMI Receiver	R&S	ESR7	102297	9kHz~7GHz;	Jul. 07, 2023	Mar. 26, 2024	Jul. 06, 2024	Conduction (CO02-SZ)
AC LISN	R&S	ENV216	101499	9kHz~30MHz	Jul. 07, 2023	Mar. 26, 2024	Jul. 06, 2024	Conduction (CO02-SZ)
AC Power Source	CHROMA	61601	616010002470	100Vac~250Vac	Dec.25, 2022	Mar. 26, 2024	Dec. 24, 2024	Conduction (CO02-SZ)

NCR: No Calibration Required



5 Measurement Uncertainty

The measurement uncertainties shown below were calculated in accordance with the requirements of ANSI 63.10-2013. All the measurement uncertainty value were shown with a coverage K=2 to indicate 95% level of confidence. The measurement data show herein meets or exceeds the CISPR measurement uncertainty values specified in CISPR 16-4-2 and can be compared directly to specified limit to determine compliance.

Uncertainty of Conducted Measurement

Test Item	Uncertainty
Conducted Spurious Emission & Bandedge	±1.34 dB
Occupied Channel Bandwidth	±0.012 MHz
Conducted Power	±1.34 dB
Conducted Power Spectral Density	±1.32 dB
Frequency	±1.3 Hz

Uncertainty of AC Conducted Emission Measurement (0.15 MHz ~ 30 MHz)

Measuring Uncertainty for a Level of Confidence of 95% (U = 2Uc(y))	2.5 dB
---	--------

Uncertainty of Radiated Emission Measurement (9 KHz ~ 30 MHz)

Measuring Uncertainty for a Level of Confidence of 95% (U = 2Uc(y))	5.0 dB
---	--------

Uncertainty of Radiated Emission Measurement (30 MHz ~ 1000 MHz)

Measuring Uncertainty for a Level of Confidence of 95% (U = 2Uc(y))	5.0 dB
---	--------

Uncertainty of Radiated Emission Measurement (1 GHz ~ 18 GHz)

Measuring Uncertainty for a Level of Confidence of 95% (U = 2Uc(y))	4.9 dB
---	--------

Uncertainty of Radiated Emission Measurement (18 GHz ~ 40 GHz)

Measuring Uncertainty for a Level of Confidence of 95% (U = 2Uc(y))	5.0 dB
---	--------

----- THE END -----



Appendix A. Conducted Test Results

Appendix A. Test Result of Conducted Test Items

Test Engineer:	Liu Qiu Qiu	Temperature:	21~25	°C
Test Date:	2024/2/18	Relative Humidity:	51~54	%

TEST RESULTS DATA
Average Output Power
(Reference Only)

2.4GHz Band										
Mod.	Data Rate	NTX	CH.	Freq. (MHz)	Average Conducted Power (dBm)	Conducted Power Limit (dBm)	DG (dBi)	EIRP Power (dBm)	EIRP Power Limit (dBm)	Pass /Fail
					Ant 1	Ant 1	Ant 1	Ant 1	Ant 1	
11b	1Mbps	1	1	2412	20.50	30.00	2.00	22.50	36.00	Pass
11b	1Mbps	1	6	2437	20.10	30.00	2.00	22.10	36.00	Pass
11b	1Mbps	1	11	2462	19.60	30.00	2.00	21.60	36.00	Pass
11b	1Mbps	1	12	2467	14.70	30.00	2.00	16.70	36.00	Pass
11b	1Mbps	1	13	2472	11.60	30.00	2.00	13.60	36.00	Pass
11g	6Mbps	1	1	2412	17.50	30.00	2.00	19.50	36.00	Pass
11g	6Mbps	1	2	2417	19.60	30.00	2.00	21.60	36.00	Pass
11g	6Mbps	1	6	2437	19.10	30.00	2.00	21.10	36.00	Pass
11g	6Mbps	1	10	2457	18.80	30.00	2.00	20.80	36.00	Pass
11g	6Mbps	1	11	2462	15.70	30.00	2.00	17.70	36.00	Pass
11g	6Mbps	1	12	2467	13.70	30.00	2.00	15.70	36.00	Pass
11g	6Mbps	1	13	2472	7.70	30.00	2.00	9.70	36.00	Pass
HT20	MCS0	1	1	2412	15.30	30.00	2.00	17.30	36.00	Pass
HT20	MCS0	1	2	2417	18.20	30.00	2.00	20.20	36.00	Pass
HT20	MCS0	1	6	2437	17.50	30.00	2.00	19.50	36.00	Pass
HT20	MCS0	1	10	2457	17.30	30.00	2.00	19.30	36.00	Pass
HT20	MCS0	1	11	2462	14.20	30.00	2.00	16.20	36.00	Pass
HT20	MCS0	1	12	2467	12.50	30.00	2.00	14.50	36.00	Pass
HT20	MCS0	1	13	2472	6.10	30.00	2.00	8.10	36.00	Pass

Setting
Ant 1
18.50
18.50
18.50
13.00
10.00
16.00
18.50
18.50
18.50
15.00
13.00
7.00
14.50
17.50
17.50
17.50
14.50
13.00
6.50

Note: Measured power (dBm) has offset with cable loss.

TEST RESULTS DATA
Peak Output Power

2.4GHz Band										
Mod.	Data Rate	NTX	CH.	Freq. (MHz)	Peak Conducted Power (dBm)	Conducted Power Limit (dBm)	DG (dBi)	EIRP Power (dBm)	EIRP Power Limit (dBm)	Pass /Fail
					Ant 1	Ant 1	Ant 1	Ant 1	Ant 1	
11b	1Mbps	1	1	2412	22.16	30.00	2.00	24.16	36.00	Pass
11b	1Mbps	1	6	2437	21.91	30.00	2.00	23.91	36.00	Pass
11b	1Mbps	1	11	2462	21.37	30.00	2.00	23.37	36.00	Pass
11b	1Mbps	1	12	2467	16.92	30.00	2.00	18.92	36.00	Pass
11b	1Mbps	1	13	2472	14.26	30.00	2.00	16.26	36.00	Pass
11g	6Mbps	1	1	2412	24.66	30.00	2.00	26.66	36.00	Pass
11g	6Mbps	1	2	2417	25.26	30.00	2.00	27.26	36.00	Pass
11g	6Mbps	1	6	2437	25.05	30.00	2.00	27.05	36.00	Pass
11g	6Mbps	1	10	2457	25.17	30.00	2.00	27.17	36.00	Pass
11g	6Mbps	1	11	2462	24.22	30.00	2.00	26.22	36.00	Pass
11g	6Mbps	1	12	2467	23.74	30.00	2.00	25.74	36.00	Pass
11g	6Mbps	1	13	2472	19.86	30.00	2.00	21.86	36.00	Pass
HT20	MCS0	1	1	2412	24.27	30.00	2.00	26.27	36.00	Pass
HT20	MCS0	1	2	2417	25.12	30.00	2.00	27.12	36.00	Pass
HT20	MCS0	1	6	2437	24.93	30.00	2.00	26.93	36.00	Pass
HT20	MCS0	1	10	2457	24.63	30.00	2.00	26.63	36.00	Pass
HT20	MCS0	1	11	2462	24.03	30.00	2.00	26.03	36.00	Pass
HT20	MCS0	1	12	2467	23.22	30.00	2.00	25.22	36.00	Pass
HT20	MCS0	1	13	2472	18.26	30.00	2.00	20.26	36.00	Pass

Note: Measured power (dBm) has offset with cable loss.

TEST RESULTS DATA
6dB and 99% Occupied Bandwidth

2.4GHz Band								
Mod.	Data Rate	NTX	CH.	Freq. (MHz)	99% Occupied BW (MHz)	6dB BW (MHz)	6dB BW Limit (MHz)	Pass/Fail
					Ant 1	Ant 1		
11b	1Mbps	1	1	2412	14.69	10.10	0.50	Pass
11b	1Mbps	1	6	2437	14.59	9.58	0.50	Pass
11b	1Mbps	1	11	2462	14.54	9.60	0.50	Pass
11b	1Mbps	1	12	2467	14.29	9.56	0.50	Pass
11b	1Mbps	1	13	2472	14.29	9.56	0.50	Pass
11g	6Mbps	1	1	2412	16.73	16.34	0.50	Pass
11g	6Mbps	1	6	2437	17.03	16.38	0.50	Pass
11g	6Mbps	1	11	2462	16.68	16.36	0.50	Pass
11g	6Mbps	1	12	2467	16.68	16.36	0.50	Pass
11g	6Mbps	1	13	2472	16.63	16.38	0.50	Pass
HT20	MCS0	1	1	2412	17.63	17.60	0.50	Pass
HT20	MCS0	1	6	2437	17.73	17.60	0.50	Pass
HT20	MCS0	1	11	2462	17.63	17.36	0.50	Pass
HT20	MCS0	1	12	2467	17.63	17.60	0.50	Pass
HT20	MCS0	1	13	2472	17.63	17.60	0.50	Pass

TEST RESULTS DATA
Peak Power Spectral Density

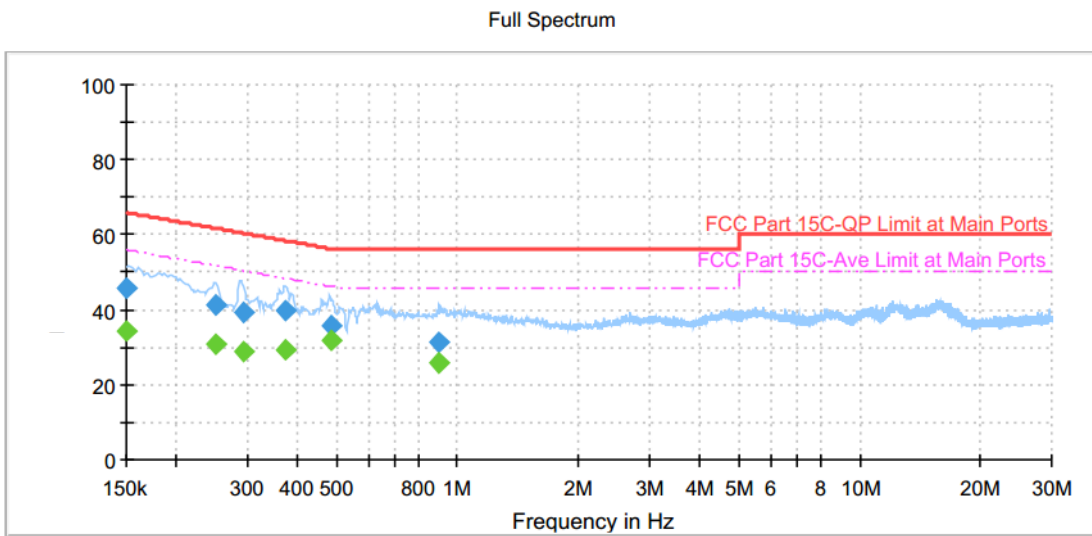
2.4GHz Band								
Mod.	Data Rate	NTX	CH.	Freq. (MHz)	Peak PSD (dBm/3kHz)	DG (dBi)	Peak PSD Limit (dBm/3kHz)	Pass/Fail
					Ant 1	Ant 1	Ant 1	
11b	1Mbps	1	1	2412	-2.19	2.00	8.00	Pass
11b	1Mbps	1	6	2437	-2.24	2.00	8.00	Pass
11b	1Mbps	1	11	2462	-2.84	2.00	8.00	Pass
11b	1Mbps	1	12	2467	-7.12	2.00	8.00	Pass
11b	1Mbps	1	13	2472	-9.28	2.00	8.00	Pass
11g	6Mbps	1	1	2412	-6.11	2.00	8.00	Pass
11g	6Mbps	1	6	2437	-5.07	2.00	8.00	Pass
11g	6Mbps	1	11	2462	-7.57	2.00	8.00	Pass
11g	6Mbps	1	12	2467	-9.91	2.00	8.00	Pass
11g	6Mbps	1	13	2472	-15.20	2.00	8.00	Pass
HT20	MCS0	1	1	2412	-8.73	2.00	8.00	Pass
HT20	MCS0	1	6	2437	-5.63	2.00	8.00	Pass
HT20	MCS0	1	11	2462	-9.81	2.00	8.00	Pass
HT20	MCS0	1	12	2467	-11.66	2.00	8.00	Pass
HT20	MCS0	1	13	2472	-16.48	2.00	8.00	Pass

Measured power density (dBm) has offset with cable loss.



Appendix B. AC Conducted Emission Test Results

Test Engineer :	ZhangTao	Temperature :	24~25°C
		Relative Humidity :	48~49%
Test Voltage :	120Vac / 60Hz	Phase :	Line
Remark :	All emissions not reported here are more than 10 dB below the prescribed limit.		

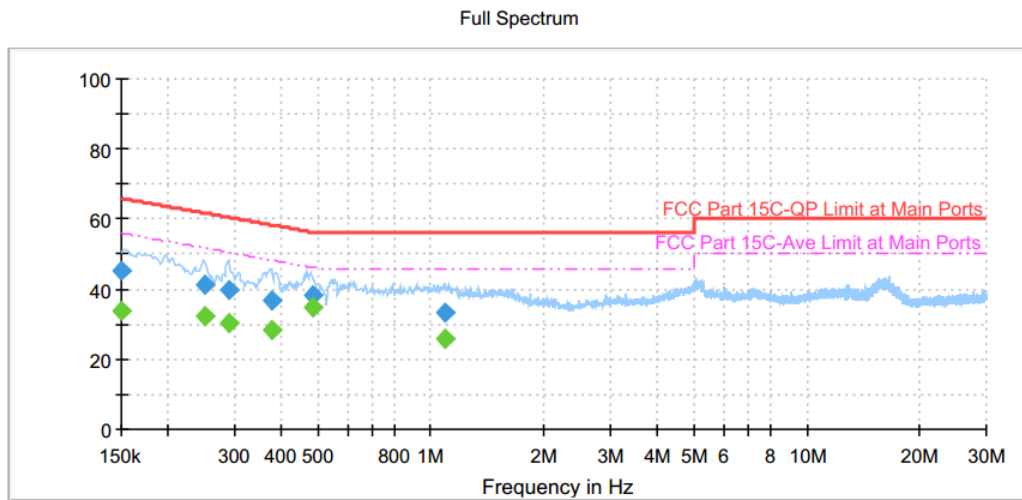


Final_Result

Frequency (MHz)	QuasiPeak (dBµV)	Average (dBµV)	Limit (dBµV)	Margin (dB)	Line	Filter	Corr. (dB)
0.150405	45.93	---	65.98	20.04	L1	OFF	19.7
0.150405	---	34.13	55.98	21.85	L1	OFF	19.7
0.251160	41.34	---	61.72	20.37	L1	OFF	19.7
0.251160	---	30.99	51.72	20.73	L1	OFF	19.7
0.293550	39.41	---	60.42	21.01	L1	OFF	19.7
0.293550	---	28.63	50.42	21.80	L1	OFF	19.7
0.375180	39.72	---	58.39	18.67	L1	OFF	19.7
0.375180	---	29.40	48.39	18.99	L1	OFF	19.7
0.485250	36.04	---	56.25	20.21	L1	OFF	19.7
0.485250	---	32.00	46.25	14.25	L1	OFF	19.7
0.901680	31.52	---	56.00	24.48	L1	OFF	19.8
0.901680	---	25.97	46.00	20.03	L1	OFF	19.8



Test Engineer :	ZhangTao	Temperature :	24~25°C
		Relative Humidity :	48~49%
Test Voltage :	120Vac / 60Hz	Phase :	Neutral
Remark :	All emissions not reported here are more than 10 dB below the prescribed limit.		



Final_Result

Frequency (MHz)	QuasiPeak (dBμV)	Average (dBμV)	Limit (dBμV)	Margin (dB)	Line	Filter	Corr. (dB)
0.150000	45.50	---	66.00	20.50	N	OFF	19.7
0.150000	---	34.04	56.00	21.96	N	OFF	19.7
0.249180	41.17	---	61.78	20.61	N	OFF	19.7
0.249180	---	32.20	51.78	19.59	N	OFF	19.7
0.291120	39.82	---	60.49	20.67	N	OFF	19.7
0.291120	---	30.29	50.49	20.20	N	OFF	19.7
0.379500	37.06	---	58.29	21.23	N	OFF	19.7
0.379500	---	28.56	48.29	19.73	N	OFF	19.7
0.483000	38.16	---	56.29	18.13	N	OFF	19.7
0.483000	---	34.59	46.29	11.70	N	OFF	19.7
1.095000	33.26	---	56.00	22.74	N	OFF	19.7
1.095000	---	25.73	46.00	20.27	N	OFF	19.7

Note:

- Level(dBμV) = Read Level(dBμV) + LISN Factor(dB) + Cable Loss(dB)
- Over Limit(dB) = Level(dBμV) – Limit Line(dBμV)



Appendix C. Radiated Spurious Emission Test Data

Test Engineer :	Reid Huang	Relative Humidity :	48~49%
		Temperature :	24~25° C

Radiated Spurious Emission Test Modes

Mode	Band (MHz)	Modulation	Channel	Frequency	Data Rate	RU	Remark
Mode 1	2400-2483.5	802.11b	01	2412	1Mbps	-	-
Mode 2	2400-2483.5	802.11b	06	2437	1Mbps	-	-
Mode 3	2400-2483.5	802.11b	11	2462	1Mbps	-	-
Mode 4	2400-2483.5	802.11b	12	2467	1Mbps	-	-
Mode 5	2400-2483.5	802.11b	13	2472	1Mbps	-	-
Mode 6	2400-2483.5	802.11g	01	2412	6Mbps	-	-
Mode 7	2400-2483.5	802.11g	06	2437	6Mbps	-	-
Mode 8	2400-2483.5	802.11g	11	2462	6Mbps	-	-
Mode 9	2400-2483.5	802.11g	12	2467	6Mbps	-	-
Mode 10	2400-2483.5	802.11g	13	2472	6Mbps	-	-
Mode 11	2400-2483.5	802.11n HT20	01	2412	MCS0	-	-
Mode 12	2400-2483.5	802.11n HT20	06	2437	MCS0	-	-
Mode 13	2400-2483.5	802.11n HT20	11	2462	MCS0	-	-
Mode 14	2400-2483.5	802.11n HT20	12	2467	MCS0	-	-
Mode 15	2400-2483.5	802.11n HT20	13	2472	MCS0	-	-
Mode 16	2400-2483.5	LF	01	2412	6Mbps	-	-
Mode 17	2400-2483.5	802.11g	02	2417	6Mbps	-	-
Mode 18	2400-2483.5	802.11g	10	2457	6Mbps	-	-
Mode 19	2400-2483.5	802.11n HT20	02	2417	MCS0	-	-
Mode 20	2400-2483.5	802.11n HT20	10	2457	MCS0	-	-



Summary of each worse mode

Mode	Modulation	Ch.	Freq. (MHz)	Level (dBuV/m)	Limit (dBuV/m)	Margin (dB)	Pol.	Peak Avg.	Result	Remark
1	802.11b	01	2387.60	48.64	54.00	-5.36	H	Average	Pass	Band Edge
1	802.11b	01	4824.00	42.98	54.00	-11.02	H	Average	Pass	Harmonic
2	802.11b	06	-	-	-	-	-	-	-	Band Edge
2	802.11b	06	7311.00	49.89	54.00	-4.11	H	Average	Pass	Harmonic
3	802.11b	11	2487.40	43.78	54.00	-10.22	H	Average	Pass	Band Edge
3	802.11b	11	7386.00	48.48	54.00	-5.52	H	Average	Pass	Harmonic
4	802.11b	12	2484.16	48.80	54.00	-5.20	H	Average	Pass	Band Edge
4	802.11b	12	7401.00	44.49	74.00	-29.51	H	Peak	Pass	Harmonic
5	802.11b	13	2487.32	48.92	54.00	-5.08	H	Average	Pass	Band Edge
5	802.11b	13	7416.00	44.15	74.00	-29.85	H	Peak	Pass	Harmonic
6	802.11g	01	2390.00	49.92	54.00	-4.08	H	Average	Pass	Band Edge
6	802.11g	01	4824.00	41.09	74.00	-32.91	H	Peak	Pass	Harmonic
7	802.11g	06	-	-	-	-	-	-	-	Band Edge
7	802.11g	06	7311.00	46.08	54.00	-7.92	H	Average	Pass	Harmonic
8	802.11g	11	2483.52	45.98	54.00	-8.02	H	Average	Pass	Band Edge
8	802.11g	11	7386.00	45.60	74.00	-28.40	H	Peak	Pass	Harmonic
9	802.11g	12	2483.52	48.48	54.00	-5.52	H	Average	Pass	Band Edge
9	802.11g	12	7401.00	44.08	74.00	-29.92	H	Peak	Pass	Harmonic
10	802.11g	13	2484.20	45.67	54.00	-8.33	H	Average	Pass	Band Edge
10	802.11g	13	7416.00	43.86	74.00	-30.14	H	Peak	Pass	Harmonic
11	802.11n HT20	01	2390.00	45.96	54.00	-8.04	H	Average	Pass	Band Edge
11	802.11n HT20	01	4824.00	40.92	74.00	-33.08	H	Peak	Pass	Harmonic
12	802.11n HT20	06	-	-	-	-	-	-	-	Band Edge
12	802.11n HT20	06	7311.00	49.05	74.00	-24.95	H	Peak	Pass	Harmonic
13	802.11n HT20	11	2483.52	44.07	54.00	-9.93	H	Average	Pass	Band Edge
13	802.11n HT20	11	7386.00	44.77	74.00	-29.23	H	Peak	Pass	Harmonic
14	802.11n HT20	12	2483.52	46.46	54.00	-7.54	H	Average	Pass	Band Edge
14	802.11n HT20	12	7401.00	43.60	74.00	-30.40	H	Peak	Pass	Harmonic
15	802.11n HT20	13	2483.52	46.28	54.00	-7.72	H	Average	Pass	Band Edge
15	802.11n HT20	13	7416.00	43.76	74.00	-30.24	H	Peak	Pass	Harmonic
16	802.11g	06	869.05	31.12	46	-14.88	H	Peak	Pass	LF
16	802.11g	02	2389.95	48.43	54.00	-5.57	H	AVERAGE	Pass	Band Edge
17	802.11g	02	-	-	-	-	-	-	-	Harmonic
18	802.11g	10	2483.57	49.77	54.00	-4.23	H	AVERAGE	Pass	Band Edge
18	802.11g	10	-	-	-	-	-	-	-	Harmonic
19	802.11n HT20	02	2390.00	43.32	54.00	-10.68	H	Average	Pass	Band Edge
19	802.11n HT20	02	-	-	-	-	-	-	-	Harmonic
20	802.11n HT20	10	2483.56	43.42	54.00	-10.58	H	Average	Pass	Band Edge
20	802.11n HT20	10	-	-	-	-	-	-	-	Harmonic



Mode		1																																																																										
		Band Edge																																																																										
		2400-2483.5_802.11b_CH01_2412MHz																																																																										
Pol.	Horizontal		Fundamental																																																																									
Peak	<p>Date: 2024-02-03</p> <table border="1"> <thead> <tr> <th>Limit</th> <th>Read</th> <th>Ant</th> <th>Cable</th> <th>Preamp</th> <th>APos</th> <th>TPos</th> <th>Remark</th> </tr> <tr> <th>Freq</th> <th>Level</th> <th>Line Margin</th> <th>Level Factor</th> <th>Loss Factor</th> <th></th> <th></th> <th></th> </tr> <tr> <th>MHz</th> <th>dBuV/m</th> <th>dBuV/m</th> <th>dB</th> <th>dBuV</th> <th>dB/m</th> <th>dB</th> <th>cm</th> <th>deg</th> </tr> </thead> <tbody> <tr> <td>1</td> <td>2387.39</td> <td>54.35</td> <td>74.00</td> <td>-19.65</td> <td>50.77</td> <td>32.36</td> <td>4.79</td> <td>33.57</td> <td>379</td> <td>353</td> <td>Peak</td> </tr> </tbody> </table>	Limit	Read	Ant	Cable	Preamp	APos	TPos	Remark	Freq	Level	Line Margin	Level Factor	Loss Factor				MHz	dBuV/m	dBuV/m	dB	dBuV	dB/m	dB	cm	deg	1	2387.39	54.35	74.00	-19.65	50.77	32.36	4.79	33.57	379	353	Peak	<p>Date: 2024-02-03</p> <table border="1"> <thead> <tr> <th>Limit</th> <th>Read</th> <th>Ant</th> <th>Cable</th> <th>Preamp</th> <th>APos</th> <th>TPos</th> <th>Remark</th> </tr> <tr> <th>Freq</th> <th>Level</th> <th>Line Margin</th> <th>Level Factor</th> <th>Loss Factor</th> <th></th> <th></th> <th></th> </tr> <tr> <th>MHz</th> <th>dBuV/m</th> <th>dBuV/m</th> <th>dB</th> <th>dBuV</th> <th>dB/m</th> <th>dB</th> <th>cm</th> <th>deg</th> </tr> </thead> <tbody> <tr> <td>1</td> <td>2412.00</td> <td>107.82</td> <td>-----</td> <td>-----</td> <td>104.18</td> <td>32.37</td> <td>4.82</td> <td>33.55</td> <td>379</td> <td>353</td> <td>Peak</td> </tr> </tbody> </table>	Limit	Read	Ant	Cable	Preamp	APos	TPos	Remark	Freq	Level	Line Margin	Level Factor	Loss Factor				MHz	dBuV/m	dBuV/m	dB	dBuV	dB/m	dB	cm	deg	1	2412.00	107.82	-----	-----	104.18	32.37	4.82	33.55	379	353	Peak
	Limit	Read	Ant	Cable	Preamp	APos	TPos	Remark																																																																				
Freq	Level	Line Margin	Level Factor	Loss Factor																																																																								
MHz	dBuV/m	dBuV/m	dB	dBuV	dB/m	dB	cm	deg																																																																				
1	2387.39	54.35	74.00	-19.65	50.77	32.36	4.79	33.57	379	353	Peak																																																																	
Limit	Read	Ant	Cable	Preamp	APos	TPos	Remark																																																																					
Freq	Level	Line Margin	Level Factor	Loss Factor																																																																								
MHz	dBuV/m	dBuV/m	dB	dBuV	dB/m	dB	cm	deg																																																																				
1	2412.00	107.82	-----	-----	104.18	32.37	4.82	33.55	379	353	Peak																																																																	
Avg	<p>Date: 2024-02-03</p> <table border="1"> <thead> <tr> <th>Limit</th> <th>Read</th> <th>Ant</th> <th>Cable</th> <th>Preamp</th> <th>APos</th> <th>TPos</th> <th>Remark</th> </tr> <tr> <th>Freq</th> <th>Level</th> <th>Line Margin</th> <th>Level Factor</th> <th>Loss Factor</th> <th></th> <th></th> <th></th> </tr> <tr> <th>MHz</th> <th>dBuV/m</th> <th>dBuV/m</th> <th>dB</th> <th>dBuV</th> <th>dB/m</th> <th>dB</th> <th>cm</th> <th>deg</th> </tr> </thead> <tbody> <tr> <td>1</td> <td>2387.60</td> <td>48.64</td> <td>54.00</td> <td>-5.36</td> <td>45.06</td> <td>32.36</td> <td>4.79</td> <td>33.57</td> <td>379</td> <td>353</td> <td>Average</td> </tr> </tbody> </table>	Limit	Read	Ant	Cable	Preamp	APos	TPos	Remark	Freq	Level	Line Margin	Level Factor	Loss Factor				MHz	dBuV/m	dBuV/m	dB	dBuV	dB/m	dB	cm	deg	1	2387.60	48.64	54.00	-5.36	45.06	32.36	4.79	33.57	379	353	Average	<p>Date: 2024-02-03</p> <table border="1"> <thead> <tr> <th>Limit</th> <th>Read</th> <th>Ant</th> <th>Cable</th> <th>Preamp</th> <th>APos</th> <th>TPos</th> <th>Remark</th> </tr> <tr> <th>Freq</th> <th>Level</th> <th>Line Margin</th> <th>Level Factor</th> <th>Loss Factor</th> <th></th> <th></th> <th></th> </tr> <tr> <th>MHz</th> <th>dBuV/m</th> <th>dBuV/m</th> <th>dB</th> <th>dBuV</th> <th>dB/m</th> <th>dB</th> <th>cm</th> <th>deg</th> </tr> </thead> <tbody> <tr> <td>1</td> <td>2412.00</td> <td>104.44</td> <td>-----</td> <td>-----</td> <td>100.80</td> <td>32.37</td> <td>4.82</td> <td>33.55</td> <td>379</td> <td>353</td> <td>Average</td> </tr> </tbody> </table>	Limit	Read	Ant	Cable	Preamp	APos	TPos	Remark	Freq	Level	Line Margin	Level Factor	Loss Factor				MHz	dBuV/m	dBuV/m	dB	dBuV	dB/m	dB	cm	deg	1	2412.00	104.44	-----	-----	100.80	32.37	4.82	33.55	379	353	Average
Limit	Read	Ant	Cable	Preamp	APos	TPos	Remark																																																																					
Freq	Level	Line Margin	Level Factor	Loss Factor																																																																								
MHz	dBuV/m	dBuV/m	dB	dBuV	dB/m	dB	cm	deg																																																																				
1	2387.60	48.64	54.00	-5.36	45.06	32.36	4.79	33.57	379	353	Average																																																																	
Limit	Read	Ant	Cable	Preamp	APos	TPos	Remark																																																																					
Freq	Level	Line Margin	Level Factor	Loss Factor																																																																								
MHz	dBuV/m	dBuV/m	dB	dBuV	dB/m	dB	cm	deg																																																																				
1	2412.00	104.44	-----	-----	100.80	32.37	4.82	33.55	379	353	Average																																																																	



Mode		1																																																																												
		Band Edge																																																																												
		2400-2483.5_802.11b_CH01_2412MHz																																																																												
Pol.	Vertical	Fundamental																																																																												
Peak	<p>Date: 2024-02-03</p> <table border="1"> <thead> <tr> <th>Limit</th> <th>Read</th> <th>Ant</th> <th>Cable</th> <th>Preamp</th> <th>APos</th> <th>TPos</th> <th>Remark</th> </tr> <tr> <th>Freq</th> <th>Level</th> <th>Line Margin</th> <th>Level Factor</th> <th>Loss Factor</th> <th></th> <th></th> <th></th> </tr> <tr> <th>MHz</th> <th>dBuV/m</th> <th>dBuV/m</th> <th>dB</th> <th>dBuV</th> <th>dB/m</th> <th>dB</th> <th>dB</th> <th>cm</th> <th>deg</th> </tr> </thead> <tbody> <tr> <td>1</td> <td>2385.29</td> <td>52.75</td> <td>74.00</td> <td>-21.25</td> <td>49.17</td> <td>32.36</td> <td>4.79</td> <td>33.57</td> <td>350</td> <td>30</td> <td>Peak</td> </tr> </tbody> </table>	Limit	Read	Ant	Cable	Preamp	APos	TPos	Remark	Freq	Level	Line Margin	Level Factor	Loss Factor				MHz	dBuV/m	dBuV/m	dB	dBuV	dB/m	dB	dB	cm	deg	1	2385.29	52.75	74.00	-21.25	49.17	32.36	4.79	33.57	350	30	Peak	<p>Date: 2024-02-03</p> <table border="1"> <thead> <tr> <th>Limit</th> <th>Read</th> <th>Ant</th> <th>Cable</th> <th>Preamp</th> <th>APos</th> <th>TPos</th> <th>Remark</th> </tr> <tr> <th>Freq</th> <th>Level</th> <th>Line Margin</th> <th>Level Factor</th> <th>Loss Factor</th> <th></th> <th></th> <th></th> </tr> <tr> <th>MHz</th> <th>dBuV/m</th> <th>dBuV/m</th> <th>dB</th> <th>dBuV</th> <th>dB/m</th> <th>dB</th> <th>dB</th> <th>cm</th> <th>deg</th> </tr> </thead> <tbody> <tr> <td>1</td> <td>2412.00</td> <td>103.95</td> <td>-----</td> <td>-----</td> <td>100.31</td> <td>32.37</td> <td>4.82</td> <td>33.55</td> <td>350</td> <td>30</td> <td>Peak</td> </tr> </tbody> </table>	Limit	Read	Ant	Cable	Preamp	APos	TPos	Remark	Freq	Level	Line Margin	Level Factor	Loss Factor				MHz	dBuV/m	dBuV/m	dB	dBuV	dB/m	dB	dB	cm	deg	1	2412.00	103.95	-----	-----	100.31	32.37	4.82	33.55	350	30	Peak
	Limit	Read	Ant	Cable	Preamp	APos	TPos	Remark																																																																						
Freq	Level	Line Margin	Level Factor	Loss Factor																																																																										
MHz	dBuV/m	dBuV/m	dB	dBuV	dB/m	dB	dB	cm	deg																																																																					
1	2385.29	52.75	74.00	-21.25	49.17	32.36	4.79	33.57	350	30	Peak																																																																			
Limit	Read	Ant	Cable	Preamp	APos	TPos	Remark																																																																							
Freq	Level	Line Margin	Level Factor	Loss Factor																																																																										
MHz	dBuV/m	dBuV/m	dB	dBuV	dB/m	dB	dB	cm	deg																																																																					
1	2412.00	103.95	-----	-----	100.31	32.37	4.82	33.55	350	30	Peak																																																																			
Avg	<p>Date: 2024-02-03</p> <table border="1"> <thead> <tr> <th>Limit</th> <th>Read</th> <th>Ant</th> <th>Cable</th> <th>Preamp</th> <th>APos</th> <th>TPos</th> <th>Remark</th> </tr> <tr> <th>Freq</th> <th>Level</th> <th>Line Margin</th> <th>Level Factor</th> <th>Loss Factor</th> <th></th> <th></th> <th></th> </tr> <tr> <th>MHz</th> <th>dBuV/m</th> <th>dBuV/m</th> <th>dB</th> <th>dBuV</th> <th>dB/m</th> <th>dB</th> <th>dB</th> <th>cm</th> <th>deg</th> </tr> </thead> <tbody> <tr> <td>1</td> <td>2387.49</td> <td>45.52</td> <td>54.00</td> <td>-8.48</td> <td>41.94</td> <td>32.36</td> <td>4.79</td> <td>33.57</td> <td>350</td> <td>30</td> <td>Average</td> </tr> </tbody> </table>	Limit	Read	Ant	Cable	Preamp	APos	TPos	Remark	Freq	Level	Line Margin	Level Factor	Loss Factor				MHz	dBuV/m	dBuV/m	dB	dBuV	dB/m	dB	dB	cm	deg	1	2387.49	45.52	54.00	-8.48	41.94	32.36	4.79	33.57	350	30	Average	<p>Date: 2024-02-03</p> <table border="1"> <thead> <tr> <th>Limit</th> <th>Read</th> <th>Ant</th> <th>Cable</th> <th>Preamp</th> <th>APos</th> <th>TPos</th> <th>Remark</th> </tr> <tr> <th>Freq</th> <th>Level</th> <th>Line Margin</th> <th>Level Factor</th> <th>Loss Factor</th> <th></th> <th></th> <th></th> </tr> <tr> <th>MHz</th> <th>dBuV/m</th> <th>dBuV/m</th> <th>dB</th> <th>dBuV</th> <th>dB/m</th> <th>dB</th> <th>dB</th> <th>cm</th> <th>deg</th> </tr> </thead> <tbody> <tr> <td>1</td> <td>2412.00</td> <td>100.98</td> <td>-----</td> <td>-----</td> <td>97.34</td> <td>32.37</td> <td>4.82</td> <td>33.55</td> <td>350</td> <td>30</td> <td>Average</td> </tr> </tbody> </table>	Limit	Read	Ant	Cable	Preamp	APos	TPos	Remark	Freq	Level	Line Margin	Level Factor	Loss Factor				MHz	dBuV/m	dBuV/m	dB	dBuV	dB/m	dB	dB	cm	deg	1	2412.00	100.98	-----	-----	97.34	32.37	4.82	33.55	350	30	Average
Limit	Read	Ant	Cable	Preamp	APos	TPos	Remark																																																																							
Freq	Level	Line Margin	Level Factor	Loss Factor																																																																										
MHz	dBuV/m	dBuV/m	dB	dBuV	dB/m	dB	dB	cm	deg																																																																					
1	2387.49	45.52	54.00	-8.48	41.94	32.36	4.79	33.57	350	30	Average																																																																			
Limit	Read	Ant	Cable	Preamp	APos	TPos	Remark																																																																							
Freq	Level	Line Margin	Level Factor	Loss Factor																																																																										
MHz	dBuV/m	dBuV/m	dB	dBuV	dB/m	dB	dB	cm	deg																																																																					
1	2412.00	100.98	-----	-----	97.34	32.37	4.82	33.55	350	30	Average																																																																			



Mode	1																																																																					
	Harmonic																																																																					
	2400-2483.5_802.11b_CH01_2412MHz																																																																					
Pol.	Horizontal	Vertical																																																																				
Peak Avg	<p>Limit Read Ant Cable Preamp APos TPos Freq Level Line Margin Level Factor Loss Factor</p> <table border="1"> <thead> <tr> <th>MHz</th> <th>dBuV/m</th> <th>dBuV/m</th> <th>dB</th> <th>dBuV</th> <th>dB/m</th> <th>dB</th> <th>dB</th> <th>cm</th> <th>deg</th> </tr> </thead> <tbody> <tr> <td>1</td> <td>4824.00</td> <td>47.84</td> <td>74.00</td> <td>-26.16</td> <td>63.17</td> <td>34.40</td> <td>7.75</td> <td>57.48</td> <td>229</td> <td>360</td> <td>Peak</td> </tr> <tr> <td>2</td> <td>4824.00</td> <td>42.98</td> <td>54.00</td> <td>-11.02</td> <td>58.31</td> <td>34.40</td> <td>7.75</td> <td>57.48</td> <td>229</td> <td>360</td> <td>Average</td> </tr> </tbody> </table>	MHz	dBuV/m	dBuV/m	dB	dBuV	dB/m	dB	dB	cm	deg	1	4824.00	47.84	74.00	-26.16	63.17	34.40	7.75	57.48	229	360	Peak	2	4824.00	42.98	54.00	-11.02	58.31	34.40	7.75	57.48	229	360	Average	<p>Limit Read Ant Cable Preamp APos TPos Freq Level Line Margin Level Factor Loss Factor</p> <table border="1"> <thead> <tr> <th>MHz</th> <th>dBuV/m</th> <th>dBuV/m</th> <th>dB</th> <th>dBuV</th> <th>dB/m</th> <th>dB</th> <th>dB</th> <th>cm</th> <th>deg</th> </tr> </thead> <tbody> <tr> <td>1</td> <td>4824.00</td> <td>46.15</td> <td>74.00</td> <td>-27.85</td> <td>61.48</td> <td>34.40</td> <td>7.75</td> <td>57.48</td> <td>266</td> <td>20</td> <td>Peak</td> </tr> <tr> <td>2</td> <td>4824.00</td> <td>39.70</td> <td>54.00</td> <td>-14.30</td> <td>55.03</td> <td>34.40</td> <td>7.75</td> <td>57.48</td> <td>266</td> <td>20</td> <td>Average</td> </tr> </tbody> </table>	MHz	dBuV/m	dBuV/m	dB	dBuV	dB/m	dB	dB	cm	deg	1	4824.00	46.15	74.00	-27.85	61.48	34.40	7.75	57.48	266	20	Peak	2	4824.00	39.70	54.00	-14.30	55.03	34.40	7.75	57.48	266	20	Average
	MHz	dBuV/m	dBuV/m	dB	dBuV	dB/m	dB	dB	cm	deg																																																												
1	4824.00	47.84	74.00	-26.16	63.17	34.40	7.75	57.48	229	360	Peak																																																											
2	4824.00	42.98	54.00	-11.02	58.31	34.40	7.75	57.48	229	360	Average																																																											
MHz	dBuV/m	dBuV/m	dB	dBuV	dB/m	dB	dB	cm	deg																																																													
1	4824.00	46.15	74.00	-27.85	61.48	34.40	7.75	57.48	266	20	Peak																																																											
2	4824.00	39.70	54.00	-14.30	55.03	34.40	7.75	57.48	266	20	Average																																																											



Mode	2																																																																																																																									
	Harmonic																																																																																																																									
	2400-2483.5_802.11b_CH06_2437MHz																																																																																																																									
Pol.	Horizontal	Vertical																																																																																																																								
Peak Avg	<p>Date: 2024-02-03</p> <table border="1"> <thead> <tr> <th>Limit</th> <th>Read</th> <th>Ant</th> <th>Cable</th> <th>Preamp</th> <th>APos</th> <th>TPos</th> <th>Remark</th> </tr> <tr> <th>Freq</th> <th>Level</th> <th>Line</th> <th>Margin</th> <th>Level</th> <th>Factor</th> <th>Loss</th> <th>Factor</th> </tr> <tr> <th>MHz</th> <th>dBuV/m</th> <th>dBuV/m</th> <th>dB</th> <th>dBuV</th> <th>dB/m</th> <th>dB</th> <th>dB</th> </tr> </thead> <tbody> <tr> <td>1</td> <td>4874.00</td> <td>42.52</td> <td>74.00</td> <td>-31.48</td> <td>57.90</td> <td>34.37</td> <td>7.77</td> <td>57.52</td> <td>--</td> <td>--</td> <td>Peak</td> </tr> <tr> <td>2</td> <td>7311.00</td> <td>54.14</td> <td>74.00</td> <td>-19.86</td> <td>68.08</td> <td>36.05</td> <td>8.93</td> <td>58.92</td> <td>203</td> <td>211</td> <td>Peak</td> </tr> <tr> <td>3</td> <td>7311.00</td> <td>49.89</td> <td>54.00</td> <td>-4.11</td> <td>63.83</td> <td>36.05</td> <td>8.93</td> <td>58.92</td> <td>203</td> <td>211</td> <td>Average</td> </tr> </tbody> </table>	Limit	Read	Ant	Cable	Preamp	APos	TPos	Remark	Freq	Level	Line	Margin	Level	Factor	Loss	Factor	MHz	dBuV/m	dBuV/m	dB	dBuV	dB/m	dB	dB	1	4874.00	42.52	74.00	-31.48	57.90	34.37	7.77	57.52	--	--	Peak	2	7311.00	54.14	74.00	-19.86	68.08	36.05	8.93	58.92	203	211	Peak	3	7311.00	49.89	54.00	-4.11	63.83	36.05	8.93	58.92	203	211	Average	<p>Date: 2024-02-03</p> <table border="1"> <thead> <tr> <th>Limit</th> <th>Read</th> <th>Ant</th> <th>Cable</th> <th>Preamp</th> <th>APos</th> <th>TPos</th> <th>Remark</th> </tr> <tr> <th>Freq</th> <th>Level</th> <th>Line</th> <th>Margin</th> <th>Level</th> <th>Factor</th> <th>Loss</th> <th>Factor</th> </tr> <tr> <th>MHz</th> <th>dBuV/m</th> <th>dBuV/m</th> <th>dB</th> <th>dBuV</th> <th>dB/m</th> <th>dB</th> <th>dB</th> </tr> </thead> <tbody> <tr> <td>1</td> <td>4874.00</td> <td>40.97</td> <td>74.00</td> <td>-33.03</td> <td>56.35</td> <td>34.37</td> <td>7.77</td> <td>57.52</td> <td>--</td> <td>--</td> <td>Peak</td> </tr> <tr> <td>2</td> <td>7311.00</td> <td>51.28</td> <td>74.00</td> <td>-22.72</td> <td>65.22</td> <td>36.05</td> <td>8.93</td> <td>58.92</td> <td>159</td> <td>0</td> <td>Peak</td> </tr> <tr> <td>3</td> <td>7311.00</td> <td>47.03</td> <td>54.00</td> <td>-6.97</td> <td>60.97</td> <td>36.05</td> <td>8.93</td> <td>58.92</td> <td>159</td> <td>0</td> <td>Average</td> </tr> </tbody> </table>	Limit	Read	Ant	Cable	Preamp	APos	TPos	Remark	Freq	Level	Line	Margin	Level	Factor	Loss	Factor	MHz	dBuV/m	dBuV/m	dB	dBuV	dB/m	dB	dB	1	4874.00	40.97	74.00	-33.03	56.35	34.37	7.77	57.52	--	--	Peak	2	7311.00	51.28	74.00	-22.72	65.22	36.05	8.93	58.92	159	0	Peak	3	7311.00	47.03	54.00	-6.97	60.97	36.05	8.93	58.92	159	0	Average
	Limit	Read	Ant	Cable	Preamp	APos	TPos	Remark																																																																																																																		
Freq	Level	Line	Margin	Level	Factor	Loss	Factor																																																																																																																			
MHz	dBuV/m	dBuV/m	dB	dBuV	dB/m	dB	dB																																																																																																																			
1	4874.00	42.52	74.00	-31.48	57.90	34.37	7.77	57.52	--	--	Peak																																																																																																															
2	7311.00	54.14	74.00	-19.86	68.08	36.05	8.93	58.92	203	211	Peak																																																																																																															
3	7311.00	49.89	54.00	-4.11	63.83	36.05	8.93	58.92	203	211	Average																																																																																																															
Limit	Read	Ant	Cable	Preamp	APos	TPos	Remark																																																																																																																			
Freq	Level	Line	Margin	Level	Factor	Loss	Factor																																																																																																																			
MHz	dBuV/m	dBuV/m	dB	dBuV	dB/m	dB	dB																																																																																																																			
1	4874.00	40.97	74.00	-33.03	56.35	34.37	7.77	57.52	--	--	Peak																																																																																																															
2	7311.00	51.28	74.00	-22.72	65.22	36.05	8.93	58.92	159	0	Peak																																																																																																															
3	7311.00	47.03	54.00	-6.97	60.97	36.05	8.93	58.92	159	0	Average																																																																																																															



		3																																																																									
Mode	Band Edge																																																																										
	2400-2483.5_802.11b_CH11_2462MHz																																																																										
Pol.	Horizontal		Fundamental																																																																								
Peak																																																																											
	<table border="1"> <thead> <tr> <th>Limit</th> <th>Read</th> <th>Ant</th> <th>Cable</th> <th>Preamp</th> <th>APos</th> <th>TPos</th> <th>Remark</th> </tr> <tr> <th>Freq</th> <th>Level</th> <th>Line</th> <th>Margin</th> <th>Level</th> <th>Factor</th> <th>Loss</th> <th>Factor</th> </tr> <tr> <th>MHz</th> <th>dBuV/m</th> <th>dBuV/m</th> <th>dB</th> <th>dBuV</th> <th>dB/m</th> <th>dB</th> <th>dB</th> </tr> </thead> <tbody> <tr> <td>1</td> <td>2488.44</td> <td>53.19</td> <td>74.00</td> <td>-20.81</td> <td>49.37</td> <td>32.40</td> <td>4.93</td> <td>33.51</td> <td>265</td> <td>173</td> <td>Peak</td> </tr> </tbody> </table>		Limit	Read	Ant	Cable	Preamp	APos	TPos	Remark	Freq	Level	Line	Margin	Level	Factor	Loss	Factor	MHz	dBuV/m	dBuV/m	dB	dBuV	dB/m	dB	dB	1	2488.44	53.19	74.00	-20.81	49.37	32.40	4.93	33.51	265	173	Peak	<table border="1"> <thead> <tr> <th>Limit</th> <th>Read</th> <th>Ant</th> <th>Cable</th> <th>Preamp</th> <th>APos</th> <th>TPos</th> <th>Remark</th> </tr> <tr> <th>Freq</th> <th>Level</th> <th>Line</th> <th>Margin</th> <th>Level</th> <th>Factor</th> <th>Loss</th> <th>Factor</th> </tr> <tr> <th>MHz</th> <th>dBuV/m</th> <th>dBuV/m</th> <th>dB</th> <th>dBuV</th> <th>dB/m</th> <th>dB</th> <th>dB</th> </tr> </thead> <tbody> <tr> <td>1</td> <td>2462.00</td> <td>108.47</td> <td>-----</td> <td>-----</td> <td>104.72</td> <td>32.39</td> <td>4.89</td> <td>33.53</td> <td>265</td> <td>173</td> <td>Peak</td> </tr> </tbody> </table>		Limit	Read	Ant	Cable	Preamp	APos	TPos	Remark	Freq	Level	Line	Margin	Level	Factor	Loss	Factor	MHz	dBuV/m	dBuV/m	dB	dBuV	dB/m	dB	dB	1	2462.00	108.47	-----	-----	104.72	32.39	4.89	33.53	265	173
Limit	Read	Ant	Cable	Preamp	APos	TPos	Remark																																																																				
Freq	Level	Line	Margin	Level	Factor	Loss	Factor																																																																				
MHz	dBuV/m	dBuV/m	dB	dBuV	dB/m	dB	dB																																																																				
1	2488.44	53.19	74.00	-20.81	49.37	32.40	4.93	33.51	265	173	Peak																																																																
Limit	Read	Ant	Cable	Preamp	APos	TPos	Remark																																																																				
Freq	Level	Line	Margin	Level	Factor	Loss	Factor																																																																				
MHz	dBuV/m	dBuV/m	dB	dBuV	dB/m	dB	dB																																																																				
1	2462.00	108.47	-----	-----	104.72	32.39	4.89	33.53	265	173	Peak																																																																
Avg																																																																											
	<table border="1"> <thead> <tr> <th>Limit</th> <th>Read</th> <th>Ant</th> <th>Cable</th> <th>Preamp</th> <th>APos</th> <th>TPos</th> <th>Remark</th> </tr> <tr> <th>Freq</th> <th>Level</th> <th>Line</th> <th>Margin</th> <th>Level</th> <th>Factor</th> <th>Loss</th> <th>Factor</th> </tr> <tr> <th>MHz</th> <th>dBuV/m</th> <th>dBuV/m</th> <th>dB</th> <th>dBuV</th> <th>dB/m</th> <th>dB</th> <th>dB</th> </tr> </thead> <tbody> <tr> <td>1</td> <td>2487.40</td> <td>43.78</td> <td>54.00</td> <td>-10.22</td> <td>39.96</td> <td>32.40</td> <td>4.93</td> <td>33.51</td> <td>265</td> <td>173</td> <td>Average</td> </tr> </tbody> </table>		Limit	Read	Ant	Cable	Preamp	APos	TPos	Remark	Freq	Level	Line	Margin	Level	Factor	Loss	Factor	MHz	dBuV/m	dBuV/m	dB	dBuV	dB/m	dB	dB	1	2487.40	43.78	54.00	-10.22	39.96	32.40	4.93	33.51	265	173	Average	<table border="1"> <thead> <tr> <th>Limit</th> <th>Read</th> <th>Ant</th> <th>Cable</th> <th>Preamp</th> <th>APos</th> <th>TPos</th> <th>Remark</th> </tr> <tr> <th>Freq</th> <th>Level</th> <th>Line</th> <th>Margin</th> <th>Level</th> <th>Factor</th> <th>Loss</th> <th>Factor</th> </tr> <tr> <th>MHz</th> <th>dBuV/m</th> <th>dBuV/m</th> <th>dB</th> <th>dBuV</th> <th>dB/m</th> <th>dB</th> <th>dB</th> </tr> </thead> <tbody> <tr> <td>1</td> <td>2462.00</td> <td>105.44</td> <td>-----</td> <td>-----</td> <td>101.69</td> <td>32.39</td> <td>4.89</td> <td>33.53</td> <td>265</td> <td>173</td> <td>Average</td> </tr> </tbody> </table>		Limit	Read	Ant	Cable	Preamp	APos	TPos	Remark	Freq	Level	Line	Margin	Level	Factor	Loss	Factor	MHz	dBuV/m	dBuV/m	dB	dBuV	dB/m	dB	dB	1	2462.00	105.44	-----	-----	101.69	32.39	4.89	33.53	265	173
Limit	Read	Ant	Cable	Preamp	APos	TPos	Remark																																																																				
Freq	Level	Line	Margin	Level	Factor	Loss	Factor																																																																				
MHz	dBuV/m	dBuV/m	dB	dBuV	dB/m	dB	dB																																																																				
1	2487.40	43.78	54.00	-10.22	39.96	32.40	4.93	33.51	265	173	Average																																																																
Limit	Read	Ant	Cable	Preamp	APos	TPos	Remark																																																																				
Freq	Level	Line	Margin	Level	Factor	Loss	Factor																																																																				
MHz	dBuV/m	dBuV/m	dB	dBuV	dB/m	dB	dB																																																																				
1	2462.00	105.44	-----	-----	101.69	32.39	4.89	33.53	265	173	Average																																																																



		3																																																																								
Mode		Band Edge																																																																								
		2400-2483.5_802.11b_CH11_2462MHz																																																																								
Pol.	Vertical	Fundamental																																																																								
Peak	<p style="text-align: right;">Date: 2024-02-03</p> <table border="1"> <thead> <tr> <th>Limit</th> <th>Read</th> <th>Ant</th> <th>Cable</th> <th>Preamp</th> <th>APos</th> <th>TPos</th> <th>Remark</th> </tr> <tr> <th>Freq</th> <th>Level</th> <th>Line</th> <th>Margin</th> <th>Level</th> <th>Factor</th> <th>Loss</th> <th>Factor</th> </tr> <tr> <th>MHz</th> <th>dBuV/m</th> <th>dBuV/m</th> <th>dB</th> <th>dBuV</th> <th>dB/m</th> <th>dB</th> <th>dB</th> </tr> </thead> <tbody> <tr> <td>1</td> <td>2487.44</td> <td>52.09</td> <td>74.00</td> <td>-21.91</td> <td>48.27</td> <td>32.40</td> <td>4.93</td> <td>33.51</td> <td>303</td> <td>138</td> <td>Peak</td> </tr> </tbody> </table>	Limit	Read	Ant	Cable	Preamp	APos	TPos	Remark	Freq	Level	Line	Margin	Level	Factor	Loss	Factor	MHz	dBuV/m	dBuV/m	dB	dBuV	dB/m	dB	dB	1	2487.44	52.09	74.00	-21.91	48.27	32.40	4.93	33.51	303	138	Peak	<p style="text-align: right;">Date: 2024-02-03</p> <table border="1"> <thead> <tr> <th>Limit</th> <th>Read</th> <th>Ant</th> <th>Cable</th> <th>Preamp</th> <th>APos</th> <th>TPos</th> <th>Remark</th> </tr> <tr> <th>Freq</th> <th>Level</th> <th>Line</th> <th>Margin</th> <th>Level</th> <th>Factor</th> <th>Loss</th> <th>Factor</th> </tr> <tr> <th>MHz</th> <th>dBuV/m</th> <th>dBuV/m</th> <th>dB</th> <th>dBuV</th> <th>dB/m</th> <th>dB</th> <th>dB</th> </tr> </thead> <tbody> <tr> <td>1</td> <td>2462.00</td> <td>106.45</td> <td>-----</td> <td>-----</td> <td>102.70</td> <td>32.39</td> <td>4.89</td> <td>33.53</td> <td>303</td> <td>138</td> <td>Peak</td> </tr> </tbody> </table>	Limit	Read	Ant	Cable	Preamp	APos	TPos	Remark	Freq	Level	Line	Margin	Level	Factor	Loss	Factor	MHz	dBuV/m	dBuV/m	dB	dBuV	dB/m	dB	dB	1	2462.00	106.45	-----	-----	102.70	32.39	4.89	33.53	303	138	Peak
Limit	Read	Ant	Cable	Preamp	APos	TPos	Remark																																																																			
Freq	Level	Line	Margin	Level	Factor	Loss	Factor																																																																			
MHz	dBuV/m	dBuV/m	dB	dBuV	dB/m	dB	dB																																																																			
1	2487.44	52.09	74.00	-21.91	48.27	32.40	4.93	33.51	303	138	Peak																																																															
Limit	Read	Ant	Cable	Preamp	APos	TPos	Remark																																																																			
Freq	Level	Line	Margin	Level	Factor	Loss	Factor																																																																			
MHz	dBuV/m	dBuV/m	dB	dBuV	dB/m	dB	dB																																																																			
1	2462.00	106.45	-----	-----	102.70	32.39	4.89	33.53	303	138	Peak																																																															
Avg	<p style="text-align: right;">Date: 2024-02-03</p> <table border="1"> <thead> <tr> <th>Limit</th> <th>Read</th> <th>Ant</th> <th>Cable</th> <th>Preamp</th> <th>APos</th> <th>TPos</th> <th>Remark</th> </tr> <tr> <th>Freq</th> <th>Level</th> <th>Line</th> <th>Margin</th> <th>Level</th> <th>Factor</th> <th>Loss</th> <th>Factor</th> </tr> <tr> <th>MHz</th> <th>dBuV/m</th> <th>dBuV/m</th> <th>dB</th> <th>dBuV</th> <th>dB/m</th> <th>dB</th> <th>dB</th> </tr> </thead> <tbody> <tr> <td>1</td> <td>2487.48</td> <td>42.84</td> <td>54.00</td> <td>-11.16</td> <td>39.02</td> <td>32.40</td> <td>4.93</td> <td>33.51</td> <td>303</td> <td>138</td> <td>Average</td> </tr> </tbody> </table>	Limit	Read	Ant	Cable	Preamp	APos	TPos	Remark	Freq	Level	Line	Margin	Level	Factor	Loss	Factor	MHz	dBuV/m	dBuV/m	dB	dBuV	dB/m	dB	dB	1	2487.48	42.84	54.00	-11.16	39.02	32.40	4.93	33.51	303	138	Average	<p style="text-align: right;">Date: 2024-02-03</p> <table border="1"> <thead> <tr> <th>Limit</th> <th>Read</th> <th>Ant</th> <th>Cable</th> <th>Preamp</th> <th>APos</th> <th>TPos</th> <th>Remark</th> </tr> <tr> <th>Freq</th> <th>Level</th> <th>Line</th> <th>Margin</th> <th>Level</th> <th>Factor</th> <th>Loss</th> <th>Factor</th> </tr> <tr> <th>MHz</th> <th>dBuV/m</th> <th>dBuV/m</th> <th>dB</th> <th>dBuV</th> <th>dB/m</th> <th>dB</th> <th>dB</th> </tr> </thead> <tbody> <tr> <td>1</td> <td>2462.00</td> <td>103.43</td> <td>-----</td> <td>-----</td> <td>99.68</td> <td>32.39</td> <td>4.89</td> <td>33.53</td> <td>303</td> <td>138</td> <td>Average</td> </tr> </tbody> </table>	Limit	Read	Ant	Cable	Preamp	APos	TPos	Remark	Freq	Level	Line	Margin	Level	Factor	Loss	Factor	MHz	dBuV/m	dBuV/m	dB	dBuV	dB/m	dB	dB	1	2462.00	103.43	-----	-----	99.68	32.39	4.89	33.53	303	138	Average
Limit	Read	Ant	Cable	Preamp	APos	TPos	Remark																																																																			
Freq	Level	Line	Margin	Level	Factor	Loss	Factor																																																																			
MHz	dBuV/m	dBuV/m	dB	dBuV	dB/m	dB	dB																																																																			
1	2487.48	42.84	54.00	-11.16	39.02	32.40	4.93	33.51	303	138	Average																																																															
Limit	Read	Ant	Cable	Preamp	APos	TPos	Remark																																																																			
Freq	Level	Line	Margin	Level	Factor	Loss	Factor																																																																			
MHz	dBuV/m	dBuV/m	dB	dBuV	dB/m	dB	dB																																																																			
1	2462.00	103.43	-----	-----	99.68	32.39	4.89	33.53	303	138	Average																																																															



Mode	3																																																																																																																									
	Harmonic																																																																																																																									
	2400-2483.5_802.11b_CH11_2462MHz																																																																																																																									
Pol.	Horizontal	Vertical																																																																																																																								
Peak Avg	<p>Date: 2024-02-03</p> <table border="1"> <thead> <tr> <th>Limit</th> <th>Read</th> <th>Ant</th> <th>Cable</th> <th>Preamp</th> <th>APos</th> <th>TPos</th> <th>Remark</th> </tr> <tr> <th>Freq</th> <th>Level</th> <th>Line Margin</th> <th>Level</th> <th>Factor</th> <th>Loss Factor</th> <th></th> <th></th> </tr> <tr> <th>MHz</th> <th>dBuV/m</th> <th>dBuV/m</th> <th>dB</th> <th>dBuV</th> <th>dB/m</th> <th>dB</th> <th>dB</th> </tr> </thead> <tbody> <tr> <td>1</td> <td>4924.00</td> <td>45.26</td> <td>74.00</td> <td>-28.74</td> <td>60.68</td> <td>34.34</td> <td>7.79</td> <td>57.55</td> <td>--</td> <td>--</td> <td>Peak</td> </tr> <tr> <td>2</td> <td>7386.00</td> <td>53.37</td> <td>74.00</td> <td>-20.63</td> <td>67.16</td> <td>35.99</td> <td>9.17</td> <td>58.95</td> <td>202</td> <td>215</td> <td>Peak</td> </tr> <tr> <td>3</td> <td>7386.00</td> <td>48.48</td> <td>54.00</td> <td>-5.52</td> <td>62.27</td> <td>35.99</td> <td>9.17</td> <td>58.95</td> <td>202</td> <td>215</td> <td>Average</td> </tr> </tbody> </table>	Limit	Read	Ant	Cable	Preamp	APos	TPos	Remark	Freq	Level	Line Margin	Level	Factor	Loss Factor			MHz	dBuV/m	dBuV/m	dB	dBuV	dB/m	dB	dB	1	4924.00	45.26	74.00	-28.74	60.68	34.34	7.79	57.55	--	--	Peak	2	7386.00	53.37	74.00	-20.63	67.16	35.99	9.17	58.95	202	215	Peak	3	7386.00	48.48	54.00	-5.52	62.27	35.99	9.17	58.95	202	215	Average	<p>Date: 2024-02-03</p> <table border="1"> <thead> <tr> <th>Limit</th> <th>Read</th> <th>Ant</th> <th>Cable</th> <th>Preamp</th> <th>APos</th> <th>TPos</th> <th>Remark</th> </tr> <tr> <th>Freq</th> <th>Level</th> <th>Line Margin</th> <th>Level</th> <th>Factor</th> <th>Loss Factor</th> <th></th> <th></th> </tr> <tr> <th>MHz</th> <th>dBuV/m</th> <th>dBuV/m</th> <th>dB</th> <th>dBuV</th> <th>dB/m</th> <th>dB</th> <th>dB</th> </tr> </thead> <tbody> <tr> <td>1</td> <td>4924.00</td> <td>42.00</td> <td>74.00</td> <td>-32.00</td> <td>57.42</td> <td>34.34</td> <td>7.79</td> <td>57.55</td> <td>--</td> <td>--</td> <td>Peak</td> </tr> <tr> <td>2</td> <td>7386.00</td> <td>50.34</td> <td>74.00</td> <td>-23.66</td> <td>64.13</td> <td>35.99</td> <td>9.17</td> <td>58.95</td> <td>166</td> <td>35</td> <td>Peak</td> </tr> <tr> <td>3</td> <td>7386.00</td> <td>45.44</td> <td>54.00</td> <td>-8.56</td> <td>59.23</td> <td>35.99</td> <td>9.17</td> <td>58.95</td> <td>166</td> <td>35</td> <td>Average</td> </tr> </tbody> </table>	Limit	Read	Ant	Cable	Preamp	APos	TPos	Remark	Freq	Level	Line Margin	Level	Factor	Loss Factor			MHz	dBuV/m	dBuV/m	dB	dBuV	dB/m	dB	dB	1	4924.00	42.00	74.00	-32.00	57.42	34.34	7.79	57.55	--	--	Peak	2	7386.00	50.34	74.00	-23.66	64.13	35.99	9.17	58.95	166	35	Peak	3	7386.00	45.44	54.00	-8.56	59.23	35.99	9.17	58.95	166	35	Average
	Limit	Read	Ant	Cable	Preamp	APos	TPos	Remark																																																																																																																		
Freq	Level	Line Margin	Level	Factor	Loss Factor																																																																																																																					
MHz	dBuV/m	dBuV/m	dB	dBuV	dB/m	dB	dB																																																																																																																			
1	4924.00	45.26	74.00	-28.74	60.68	34.34	7.79	57.55	--	--	Peak																																																																																																															
2	7386.00	53.37	74.00	-20.63	67.16	35.99	9.17	58.95	202	215	Peak																																																																																																															
3	7386.00	48.48	54.00	-5.52	62.27	35.99	9.17	58.95	202	215	Average																																																																																																															
Limit	Read	Ant	Cable	Preamp	APos	TPos	Remark																																																																																																																			
Freq	Level	Line Margin	Level	Factor	Loss Factor																																																																																																																					
MHz	dBuV/m	dBuV/m	dB	dBuV	dB/m	dB	dB																																																																																																																			
1	4924.00	42.00	74.00	-32.00	57.42	34.34	7.79	57.55	--	--	Peak																																																																																																															
2	7386.00	50.34	74.00	-23.66	64.13	35.99	9.17	58.95	166	35	Peak																																																																																																															
3	7386.00	45.44	54.00	-8.56	59.23	35.99	9.17	58.95	166	35	Average																																																																																																															



		4																																																																								
Mode		Band Edge																																																																								
		2400-2483.5_802.11b_CH12_2467MHz																																																																								
Pol.	Horizontal	Fundamental																																																																								
Peak	<p style="text-align: right;">Date: 2024-02-03</p> <table border="1"> <thead> <tr> <th>Limit</th> <th>Read</th> <th>Ant</th> <th>Cable</th> <th>Preamp</th> <th>APos</th> <th>TPos</th> <th>Remark</th> </tr> <tr> <th>Freq</th> <th>Level</th> <th>Line</th> <th>Margin</th> <th>Level</th> <th>Factor</th> <th>Loss</th> <th>Factor</th> </tr> <tr> <th>MHz</th> <th>dBuV/m</th> <th>dBuV/m</th> <th>dB</th> <th>dBuV</th> <th>dB/m</th> <th>dB</th> <th>dB</th> </tr> </thead> <tbody> <tr> <td>1</td> <td>2483.88</td> <td>55.42</td> <td>74.00</td> <td>-18.58</td> <td>51.61</td> <td>32.40</td> <td>4.92</td> <td>33.51</td> <td>302</td> <td>174</td> <td>Peak</td> </tr> </tbody> </table>	Limit	Read	Ant	Cable	Preamp	APos	TPos	Remark	Freq	Level	Line	Margin	Level	Factor	Loss	Factor	MHz	dBuV/m	dBuV/m	dB	dBuV	dB/m	dB	dB	1	2483.88	55.42	74.00	-18.58	51.61	32.40	4.92	33.51	302	174	Peak	<p style="text-align: right;">Date: 2024-02-03</p> <table border="1"> <thead> <tr> <th>Limit</th> <th>Read</th> <th>Ant</th> <th>Cable</th> <th>Preamp</th> <th>APos</th> <th>TPos</th> <th>Remark</th> </tr> <tr> <th>Freq</th> <th>Level</th> <th>Line</th> <th>Margin</th> <th>Level</th> <th>Factor</th> <th>Loss</th> <th>Factor</th> </tr> <tr> <th>MHz</th> <th>dBuV/m</th> <th>dBuV/m</th> <th>dB</th> <th>dBuV</th> <th>dB/m</th> <th>dB</th> <th>dB</th> </tr> </thead> <tbody> <tr> <td>1</td> <td>2467.00</td> <td>102.55</td> <td>-----</td> <td>-----</td> <td>98.78</td> <td>32.39</td> <td>4.90</td> <td>33.52</td> <td>302</td> <td>174</td> <td>Peak</td> </tr> </tbody> </table>	Limit	Read	Ant	Cable	Preamp	APos	TPos	Remark	Freq	Level	Line	Margin	Level	Factor	Loss	Factor	MHz	dBuV/m	dBuV/m	dB	dBuV	dB/m	dB	dB	1	2467.00	102.55	-----	-----	98.78	32.39	4.90	33.52	302	174	Peak
Limit	Read	Ant	Cable	Preamp	APos	TPos	Remark																																																																			
Freq	Level	Line	Margin	Level	Factor	Loss	Factor																																																																			
MHz	dBuV/m	dBuV/m	dB	dBuV	dB/m	dB	dB																																																																			
1	2483.88	55.42	74.00	-18.58	51.61	32.40	4.92	33.51	302	174	Peak																																																															
Limit	Read	Ant	Cable	Preamp	APos	TPos	Remark																																																																			
Freq	Level	Line	Margin	Level	Factor	Loss	Factor																																																																			
MHz	dBuV/m	dBuV/m	dB	dBuV	dB/m	dB	dB																																																																			
1	2467.00	102.55	-----	-----	98.78	32.39	4.90	33.52	302	174	Peak																																																															
Avg	<p style="text-align: right;">Date: 2024-02-03</p> <table border="1"> <thead> <tr> <th>Limit</th> <th>Read</th> <th>Ant</th> <th>Cable</th> <th>Preamp</th> <th>APos</th> <th>TPos</th> <th>Remark</th> </tr> <tr> <th>Freq</th> <th>Level</th> <th>Line</th> <th>Margin</th> <th>Level</th> <th>Factor</th> <th>Loss</th> <th>Factor</th> </tr> <tr> <th>MHz</th> <th>dBuV/m</th> <th>dBuV/m</th> <th>dB</th> <th>dBuV</th> <th>dB/m</th> <th>dB</th> <th>dB</th> </tr> </thead> <tbody> <tr> <td>1</td> <td>2484.16</td> <td>48.80</td> <td>54.00</td> <td>-5.20</td> <td>44.99</td> <td>32.40</td> <td>4.92</td> <td>33.51</td> <td>302</td> <td>174</td> <td>Average</td> </tr> </tbody> </table>	Limit	Read	Ant	Cable	Preamp	APos	TPos	Remark	Freq	Level	Line	Margin	Level	Factor	Loss	Factor	MHz	dBuV/m	dBuV/m	dB	dBuV	dB/m	dB	dB	1	2484.16	48.80	54.00	-5.20	44.99	32.40	4.92	33.51	302	174	Average	<p style="text-align: right;">Date: 2024-02-03</p> <table border="1"> <thead> <tr> <th>Limit</th> <th>Read</th> <th>Ant</th> <th>Cable</th> <th>Preamp</th> <th>APos</th> <th>TPos</th> <th>Remark</th> </tr> <tr> <th>Freq</th> <th>Level</th> <th>Line</th> <th>Margin</th> <th>Level</th> <th>Factor</th> <th>Loss</th> <th>Factor</th> </tr> <tr> <th>MHz</th> <th>dBuV/m</th> <th>dBuV/m</th> <th>dB</th> <th>dBuV</th> <th>dB/m</th> <th>dB</th> <th>dB</th> </tr> </thead> <tbody> <tr> <td>1</td> <td>2467.00</td> <td>99.43</td> <td>-----</td> <td>-----</td> <td>95.66</td> <td>32.39</td> <td>4.90</td> <td>33.52</td> <td>302</td> <td>174</td> <td>Average</td> </tr> </tbody> </table>	Limit	Read	Ant	Cable	Preamp	APos	TPos	Remark	Freq	Level	Line	Margin	Level	Factor	Loss	Factor	MHz	dBuV/m	dBuV/m	dB	dBuV	dB/m	dB	dB	1	2467.00	99.43	-----	-----	95.66	32.39	4.90	33.52	302	174	Average
Limit	Read	Ant	Cable	Preamp	APos	TPos	Remark																																																																			
Freq	Level	Line	Margin	Level	Factor	Loss	Factor																																																																			
MHz	dBuV/m	dBuV/m	dB	dBuV	dB/m	dB	dB																																																																			
1	2484.16	48.80	54.00	-5.20	44.99	32.40	4.92	33.51	302	174	Average																																																															
Limit	Read	Ant	Cable	Preamp	APos	TPos	Remark																																																																			
Freq	Level	Line	Margin	Level	Factor	Loss	Factor																																																																			
MHz	dBuV/m	dBuV/m	dB	dBuV	dB/m	dB	dB																																																																			
1	2467.00	99.43	-----	-----	95.66	32.39	4.90	33.52	302	174	Average																																																															

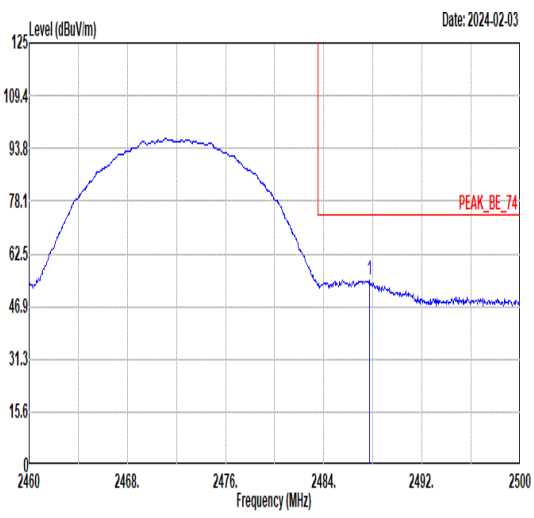
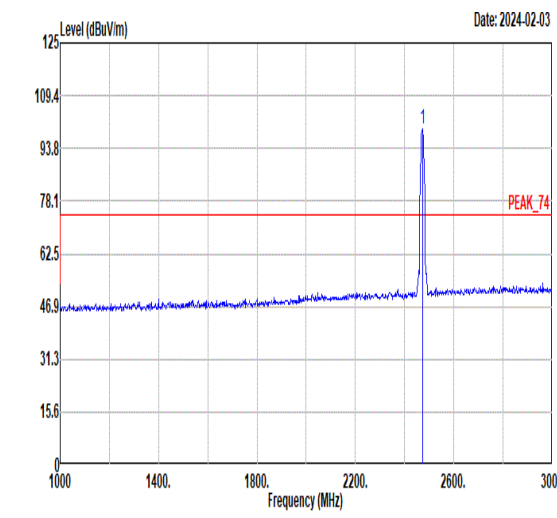
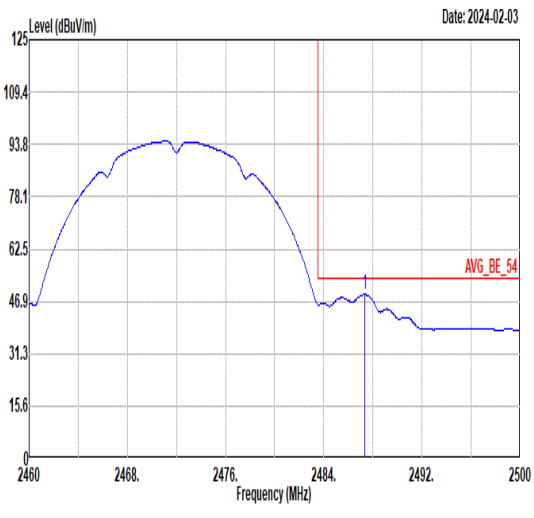
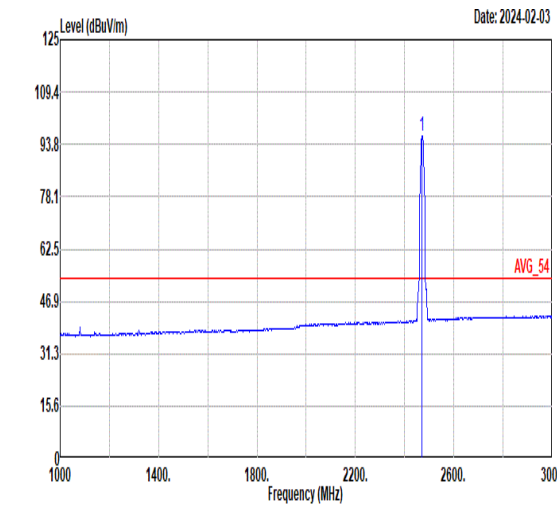


		4																																																																																
Mode		Band Edge																																																																																
		2400-2483.5_802.11b_CH12_2467MHz																																																																																
Pol.	Vertical	Fundamental																																																																																
Peak	<table border="1"> <thead> <tr> <th colspan="2">Limit</th> <th colspan="2">Read</th> <th>Ant</th> <th>Cable</th> <th>Preamp</th> <th>APos</th> <th>TPos</th> <th rowspan="2">Remark</th> </tr> <tr> <th>Freq</th> <th>Level</th> <th>Line Margin</th> <th>Level</th> <th>Factor</th> <th>Loss Factor</th> <th></th> <th></th> <th></th> </tr> <tr> <th>MHz</th> <th>dBuV/m</th> <th>dBuV/m</th> <th>dB</th> <th>dBuV</th> <th>dB/m</th> <th>dB</th> <th>dB</th> <th>cm</th> <th>deg</th> </tr> </thead> <tbody> <tr> <td>1</td> <td>2483.84</td> <td>55.11</td> <td>74.00</td> <td>-18.89</td> <td>51.30</td> <td>32.40</td> <td>4.92</td> <td>33.51</td> <td>303</td> <td>124 Peak</td> </tr> </tbody> </table>	Limit		Read		Ant	Cable	Preamp	APos	TPos	Remark	Freq	Level	Line Margin	Level	Factor	Loss Factor				MHz	dBuV/m	dBuV/m	dB	dBuV	dB/m	dB	dB	cm	deg	1	2483.84	55.11	74.00	-18.89	51.30	32.40	4.92	33.51	303	124 Peak	<table border="1"> <thead> <tr> <th colspan="2">Limit</th> <th colspan="2">Read</th> <th>Ant</th> <th>Cable</th> <th>Preamp</th> <th>APos</th> <th>TPos</th> <th rowspan="2">Remark</th> </tr> <tr> <th>Freq</th> <th>Level</th> <th>Line Margin</th> <th>Level</th> <th>Factor</th> <th>Loss Factor</th> <th></th> <th></th> <th></th> </tr> <tr> <th>MHz</th> <th>dBuV/m</th> <th>dBuV/m</th> <th>dB</th> <th>dBuV</th> <th>dB/m</th> <th>dB</th> <th>dB</th> <th>cm</th> <th>deg</th> </tr> </thead> <tbody> <tr> <td>1</td> <td>2467.00</td> <td>102.07</td> <td>-----</td> <td>-----</td> <td>98.30</td> <td>32.39</td> <td>4.90</td> <td>33.52</td> <td>303</td> <td>124 Peak</td> </tr> </tbody> </table>	Limit		Read		Ant	Cable	Preamp	APos	TPos	Remark	Freq	Level	Line Margin	Level	Factor	Loss Factor				MHz	dBuV/m	dBuV/m	dB	dBuV	dB/m	dB	dB	cm	deg	1	2467.00	102.07	-----	-----	98.30	32.39	4.90	33.52	303	124 Peak
	Limit		Read		Ant	Cable	Preamp	APos	TPos	Remark																																																																								
Freq	Level	Line Margin	Level	Factor	Loss Factor																																																																													
MHz	dBuV/m	dBuV/m	dB	dBuV	dB/m	dB	dB	cm	deg																																																																									
1	2483.84	55.11	74.00	-18.89	51.30	32.40	4.92	33.51	303	124 Peak																																																																								
Limit		Read		Ant	Cable	Preamp	APos	TPos	Remark																																																																									
Freq	Level	Line Margin	Level	Factor	Loss Factor																																																																													
MHz	dBuV/m	dBuV/m	dB	dBuV	dB/m	dB	dB	cm	deg																																																																									
1	2467.00	102.07	-----	-----	98.30	32.39	4.90	33.52	303	124 Peak																																																																								
Avg	<table border="1"> <thead> <tr> <th colspan="2">Limit</th> <th colspan="2">Read</th> <th>Ant</th> <th>Cable</th> <th>Preamp</th> <th>APos</th> <th>TPos</th> <th rowspan="2">Remark</th> </tr> <tr> <th>Freq</th> <th>Level</th> <th>Line Margin</th> <th>Level</th> <th>Factor</th> <th>Loss Factor</th> <th></th> <th></th> <th></th> </tr> <tr> <th>MHz</th> <th>dBuV/m</th> <th>dBuV/m</th> <th>dB</th> <th>dBuV</th> <th>dB/m</th> <th>dB</th> <th>dB</th> <th>cm</th> <th>deg</th> </tr> </thead> <tbody> <tr> <td>1</td> <td>2484.16</td> <td>48.29</td> <td>54.00</td> <td>-5.71</td> <td>44.48</td> <td>32.40</td> <td>4.92</td> <td>33.51</td> <td>303</td> <td>124 Average</td> </tr> </tbody> </table>	Limit		Read		Ant	Cable	Preamp	APos	TPos	Remark	Freq	Level	Line Margin	Level	Factor	Loss Factor				MHz	dBuV/m	dBuV/m	dB	dBuV	dB/m	dB	dB	cm	deg	1	2484.16	48.29	54.00	-5.71	44.48	32.40	4.92	33.51	303	124 Average	<table border="1"> <thead> <tr> <th colspan="2">Limit</th> <th colspan="2">Read</th> <th>Ant</th> <th>Cable</th> <th>Preamp</th> <th>APos</th> <th>TPos</th> <th rowspan="2">Remark</th> </tr> <tr> <th>Freq</th> <th>Level</th> <th>Line Margin</th> <th>Level</th> <th>Factor</th> <th>Loss Factor</th> <th></th> <th></th> <th></th> </tr> <tr> <th>MHz</th> <th>dBuV/m</th> <th>dBuV/m</th> <th>dB</th> <th>dBuV</th> <th>dB/m</th> <th>dB</th> <th>dB</th> <th>cm</th> <th>deg</th> </tr> </thead> <tbody> <tr> <td>1</td> <td>2467.00</td> <td>98.93</td> <td>-----</td> <td>-----</td> <td>95.16</td> <td>32.39</td> <td>4.90</td> <td>33.52</td> <td>303</td> <td>124 Average</td> </tr> </tbody> </table>	Limit		Read		Ant	Cable	Preamp	APos	TPos	Remark	Freq	Level	Line Margin	Level	Factor	Loss Factor				MHz	dBuV/m	dBuV/m	dB	dBuV	dB/m	dB	dB	cm	deg	1	2467.00	98.93	-----	-----	95.16	32.39	4.90	33.52	303	124 Average
	Limit		Read		Ant	Cable	Preamp	APos	TPos	Remark																																																																								
Freq	Level	Line Margin	Level	Factor	Loss Factor																																																																													
MHz	dBuV/m	dBuV/m	dB	dBuV	dB/m	dB	dB	cm	deg																																																																									
1	2484.16	48.29	54.00	-5.71	44.48	32.40	4.92	33.51	303	124 Average																																																																								
Limit		Read		Ant	Cable	Preamp	APos	TPos	Remark																																																																									
Freq	Level	Line Margin	Level	Factor	Loss Factor																																																																													
MHz	dBuV/m	dBuV/m	dB	dBuV	dB/m	dB	dB	cm	deg																																																																									
1	2467.00	98.93	-----	-----	95.16	32.39	4.90	33.52	303	124 Average																																																																								



Mode	4																																																																																																					
	Harmonic																																																																																																					
	2400-2483.5_802.11b_CH12_2467MHz																																																																																																					
Pol.	Horizontal	Vertical																																																																																																				
Peak Avg	<p>Date: 2024-02-03</p> <table border="1"> <thead> <tr> <th>Limit</th> <th>Read</th> <th>Ant</th> <th>Cable</th> <th>Preamp</th> <th>APos</th> <th>TPos</th> <th>Remark</th> </tr> <tr> <th>Freq</th> <th>Level</th> <th>Line</th> <th>Margin</th> <th>Level</th> <th>Factor</th> <th>Loss</th> <th>Factor</th> </tr> <tr> <th>MHz</th> <th>dBuV/m</th> <th>dBuV/m</th> <th>dB</th> <th>dBuV</th> <th>dB/m</th> <th>dB</th> <th>dB</th> <th>cm</th> <th>deg</th> </tr> </thead> <tbody> <tr> <td>1</td> <td>4934.00</td> <td>41.21</td> <td>74.00</td> <td>-32.79</td> <td>56.64</td> <td>34.34</td> <td>7.79</td> <td>57.56</td> <td>--</td> <td>--</td> <td>Peak</td> </tr> <tr> <td>2</td> <td>7401.00</td> <td>44.49</td> <td>74.00</td> <td>-29.51</td> <td>58.27</td> <td>35.98</td> <td>9.20</td> <td>58.96</td> <td>--</td> <td>--</td> <td>Peak</td> </tr> </tbody> </table>	Limit	Read	Ant	Cable	Preamp	APos	TPos	Remark	Freq	Level	Line	Margin	Level	Factor	Loss	Factor	MHz	dBuV/m	dBuV/m	dB	dBuV	dB/m	dB	dB	cm	deg	1	4934.00	41.21	74.00	-32.79	56.64	34.34	7.79	57.56	--	--	Peak	2	7401.00	44.49	74.00	-29.51	58.27	35.98	9.20	58.96	--	--	Peak	<p>Date: 2024-02-03</p> <table border="1"> <thead> <tr> <th>Limit</th> <th>Read</th> <th>Ant</th> <th>Cable</th> <th>Preamp</th> <th>APos</th> <th>TPos</th> <th>Remark</th> </tr> <tr> <th>Freq</th> <th>Level</th> <th>Line</th> <th>Margin</th> <th>Level</th> <th>Factor</th> <th>Loss</th> <th>Factor</th> </tr> <tr> <th>MHz</th> <th>dBuV/m</th> <th>dBuV/m</th> <th>dB</th> <th>dBuV</th> <th>dB/m</th> <th>dB</th> <th>dB</th> <th>cm</th> <th>deg</th> </tr> </thead> <tbody> <tr> <td>1</td> <td>4934.00</td> <td>41.07</td> <td>74.00</td> <td>-32.93</td> <td>56.50</td> <td>34.34</td> <td>7.79</td> <td>57.56</td> <td>--</td> <td>--</td> <td>Peak</td> </tr> <tr> <td>2</td> <td>7401.00</td> <td>43.97</td> <td>74.00</td> <td>-30.03</td> <td>57.75</td> <td>35.98</td> <td>9.20</td> <td>58.96</td> <td>--</td> <td>--</td> <td>Peak</td> </tr> </tbody> </table>	Limit	Read	Ant	Cable	Preamp	APos	TPos	Remark	Freq	Level	Line	Margin	Level	Factor	Loss	Factor	MHz	dBuV/m	dBuV/m	dB	dBuV	dB/m	dB	dB	cm	deg	1	4934.00	41.07	74.00	-32.93	56.50	34.34	7.79	57.56	--	--	Peak	2	7401.00	43.97	74.00	-30.03	57.75	35.98	9.20	58.96	--	--	Peak
	Limit	Read	Ant	Cable	Preamp	APos	TPos	Remark																																																																																														
Freq	Level	Line	Margin	Level	Factor	Loss	Factor																																																																																															
MHz	dBuV/m	dBuV/m	dB	dBuV	dB/m	dB	dB	cm	deg																																																																																													
1	4934.00	41.21	74.00	-32.79	56.64	34.34	7.79	57.56	--	--	Peak																																																																																											
2	7401.00	44.49	74.00	-29.51	58.27	35.98	9.20	58.96	--	--	Peak																																																																																											
Limit	Read	Ant	Cable	Preamp	APos	TPos	Remark																																																																																															
Freq	Level	Line	Margin	Level	Factor	Loss	Factor																																																																																															
MHz	dBuV/m	dBuV/m	dB	dBuV	dB/m	dB	dB	cm	deg																																																																																													
1	4934.00	41.07	74.00	-32.93	56.50	34.34	7.79	57.56	--	--	Peak																																																																																											
2	7401.00	43.97	74.00	-30.03	57.75	35.98	9.20	58.96	--	--	Peak																																																																																											



		5																																																																										
Mode	Band Edge																																																																											
	2400-2483.5_802.11b_CH13_2472MHz																																																																											
Pol.	Horizontal		Fundamental																																																																									
Peak	 <p>Date: 2024-02-03</p> <p>Level (dBuV/m) vs Frequency (MHz)</p> <p>PEAK_BE_74</p> <table border="1"> <thead> <tr> <th>Limit</th> <th>Read</th> <th>Ant</th> <th>Cable</th> <th>Preamp</th> <th>APos</th> <th>TPos</th> <th>Remark</th> </tr> <tr> <th>Freq</th> <th>Level</th> <th>Line Margin</th> <th>Level Factor</th> <th>Loss Factor</th> <th></th> <th></th> <th></th> </tr> <tr> <th>MHz</th> <th>dBuV/m</th> <th>dBuV/m</th> <th>dB</th> <th>dBuV</th> <th>dB/m</th> <th>dB</th> <th>cm</th> <th>deg</th> </tr> </thead> <tbody> <tr> <td>1</td> <td>2487.72</td> <td>54.67</td> <td>74.00</td> <td>-19.33</td> <td>50.85</td> <td>32.40</td> <td>4.93</td> <td>33.51</td> <td>300</td> <td>185</td> <td>Peak</td> </tr> </tbody> </table>	Limit	Read	Ant	Cable	Preamp	APos	TPos	Remark	Freq	Level	Line Margin	Level Factor	Loss Factor				MHz	dBuV/m	dBuV/m	dB	dBuV	dB/m	dB	cm	deg	1	2487.72	54.67	74.00	-19.33	50.85	32.40	4.93	33.51	300	185	Peak	 <p>Date: 2024-02-03</p> <p>Level (dBuV/m) vs Frequency (MHz)</p> <p>PEAK_74</p> <table border="1"> <thead> <tr> <th>Limit</th> <th>Read</th> <th>Ant</th> <th>Cable</th> <th>Preamp</th> <th>APos</th> <th>TPos</th> <th>Remark</th> </tr> <tr> <th>Freq</th> <th>Level</th> <th>Line Margin</th> <th>Level Factor</th> <th>Loss Factor</th> <th></th> <th></th> <th></th> </tr> <tr> <th>MHz</th> <th>dBuV/m</th> <th>dBuV/m</th> <th>dB</th> <th>dBuV</th> <th>dB/m</th> <th>dB</th> <th>cm</th> <th>deg</th> </tr> </thead> <tbody> <tr> <td>1</td> <td>2472.00</td> <td>99.36</td> <td>-----</td> <td>-----</td> <td>95.59</td> <td>32.39</td> <td>4.90</td> <td>33.52</td> <td>300</td> <td>185</td> <td>Peak</td> </tr> </tbody> </table>	Limit	Read	Ant	Cable	Preamp	APos	TPos	Remark	Freq	Level	Line Margin	Level Factor	Loss Factor				MHz	dBuV/m	dBuV/m	dB	dBuV	dB/m	dB	cm	deg	1	2472.00	99.36	-----	-----	95.59	32.39	4.90	33.52	300	185	Peak
	Limit	Read	Ant	Cable	Preamp	APos	TPos	Remark																																																																				
Freq	Level	Line Margin	Level Factor	Loss Factor																																																																								
MHz	dBuV/m	dBuV/m	dB	dBuV	dB/m	dB	cm	deg																																																																				
1	2487.72	54.67	74.00	-19.33	50.85	32.40	4.93	33.51	300	185	Peak																																																																	
Limit	Read	Ant	Cable	Preamp	APos	TPos	Remark																																																																					
Freq	Level	Line Margin	Level Factor	Loss Factor																																																																								
MHz	dBuV/m	dBuV/m	dB	dBuV	dB/m	dB	cm	deg																																																																				
1	2472.00	99.36	-----	-----	95.59	32.39	4.90	33.52	300	185	Peak																																																																	
Avg	 <p>Date: 2024-02-03</p> <p>Level (dBuV/m) vs Frequency (MHz)</p> <p>AVG_BE_54</p> <table border="1"> <thead> <tr> <th>Limit</th> <th>Read</th> <th>Ant</th> <th>Cable</th> <th>Preamp</th> <th>APos</th> <th>TPos</th> <th>Remark</th> </tr> <tr> <th>Freq</th> <th>Level</th> <th>Line Margin</th> <th>Level Factor</th> <th>Loss Factor</th> <th></th> <th></th> <th></th> </tr> <tr> <th>MHz</th> <th>dBuV/m</th> <th>dBuV/m</th> <th>dB</th> <th>dBuV</th> <th>dB/m</th> <th>dB</th> <th>cm</th> <th>deg</th> </tr> </thead> <tbody> <tr> <td>1</td> <td>2487.32</td> <td>48.92</td> <td>54.00</td> <td>-5.08</td> <td>45.10</td> <td>32.40</td> <td>4.93</td> <td>33.51</td> <td>300</td> <td>185</td> <td>Average</td> </tr> </tbody> </table>	Limit	Read	Ant	Cable	Preamp	APos	TPos	Remark	Freq	Level	Line Margin	Level Factor	Loss Factor				MHz	dBuV/m	dBuV/m	dB	dBuV	dB/m	dB	cm	deg	1	2487.32	48.92	54.00	-5.08	45.10	32.40	4.93	33.51	300	185	Average	 <p>Date: 2024-02-03</p> <p>Level (dBuV/m) vs Frequency (MHz)</p> <p>AVG_54</p> <table border="1"> <thead> <tr> <th>Limit</th> <th>Read</th> <th>Ant</th> <th>Cable</th> <th>Preamp</th> <th>APos</th> <th>TPos</th> <th>Remark</th> </tr> <tr> <th>Freq</th> <th>Level</th> <th>Line Margin</th> <th>Level Factor</th> <th>Loss Factor</th> <th></th> <th></th> <th></th> </tr> <tr> <th>MHz</th> <th>dBuV/m</th> <th>dBuV/m</th> <th>dB</th> <th>dBuV</th> <th>dB/m</th> <th>dB</th> <th>cm</th> <th>deg</th> </tr> </thead> <tbody> <tr> <td>1</td> <td>2470.00</td> <td>96.21</td> <td>-----</td> <td>-----</td> <td>92.44</td> <td>32.39</td> <td>4.90</td> <td>33.52</td> <td>300</td> <td>185</td> <td>Average</td> </tr> </tbody> </table>	Limit	Read	Ant	Cable	Preamp	APos	TPos	Remark	Freq	Level	Line Margin	Level Factor	Loss Factor				MHz	dBuV/m	dBuV/m	dB	dBuV	dB/m	dB	cm	deg	1	2470.00	96.21	-----	-----	92.44	32.39	4.90	33.52	300	185	Average
Limit	Read	Ant	Cable	Preamp	APos	TPos	Remark																																																																					
Freq	Level	Line Margin	Level Factor	Loss Factor																																																																								
MHz	dBuV/m	dBuV/m	dB	dBuV	dB/m	dB	cm	deg																																																																				
1	2487.32	48.92	54.00	-5.08	45.10	32.40	4.93	33.51	300	185	Average																																																																	
Limit	Read	Ant	Cable	Preamp	APos	TPos	Remark																																																																					
Freq	Level	Line Margin	Level Factor	Loss Factor																																																																								
MHz	dBuV/m	dBuV/m	dB	dBuV	dB/m	dB	cm	deg																																																																				
1	2470.00	96.21	-----	-----	92.44	32.39	4.90	33.52	300	185	Average																																																																	



		5																																																																										
Mode		Band Edge																																																																										
		2400-2483.5_802.11b_CH13_2472MHz																																																																										
Pol.	Vertical	Fundamental																																																																										
Peak	<p style="text-align: right;">Date: 2024-02-03</p> <table border="1"> <thead> <tr> <th>Limit</th> <th>Read</th> <th>Ant</th> <th>Cable</th> <th>Preamp</th> <th>Apos</th> <th>TPos</th> <th>Remark</th> </tr> <tr> <th>Freq</th> <th>Level</th> <th>Line Margin</th> <th>Level Factor</th> <th>Loss Factor</th> <th></th> <th></th> <th></th> </tr> <tr> <th>MHz</th> <th>dBuV/m</th> <th>dBuV/m</th> <th>dB</th> <th>dBuV</th> <th>dB/m</th> <th>dB</th> <th>cm</th> <th>deg</th> </tr> </thead> <tbody> <tr> <td>1</td> <td>2487.60</td> <td>54.75</td> <td>74.00</td> <td>-19.25</td> <td>50.93</td> <td>32.40</td> <td>4.93</td> <td>33.51</td> <td>299</td> <td>127</td> <td>Peak</td> </tr> </tbody> </table>	Limit	Read	Ant	Cable	Preamp	Apos	TPos	Remark	Freq	Level	Line Margin	Level Factor	Loss Factor				MHz	dBuV/m	dBuV/m	dB	dBuV	dB/m	dB	cm	deg	1	2487.60	54.75	74.00	-19.25	50.93	32.40	4.93	33.51	299	127	Peak	<p style="text-align: right;">Date: 2024-02-03</p> <table border="1"> <thead> <tr> <th>Limit</th> <th>Read</th> <th>Ant</th> <th>Cable</th> <th>Preamp</th> <th>Apos</th> <th>TPos</th> <th>Remark</th> </tr> <tr> <th>Freq</th> <th>Level</th> <th>Line Margin</th> <th>Level Factor</th> <th>Loss Factor</th> <th></th> <th></th> <th></th> </tr> <tr> <th>MHz</th> <th>dBuV/m</th> <th>dBuV/m</th> <th>dB</th> <th>dBuV</th> <th>dB/m</th> <th>dB</th> <th>cm</th> <th>deg</th> </tr> </thead> <tbody> <tr> <td>1</td> <td>2472.00</td> <td>97.20</td> <td>-----</td> <td>-----</td> <td>93.43</td> <td>32.39</td> <td>4.90</td> <td>33.52</td> <td>299</td> <td>127</td> <td>Peak</td> </tr> </tbody> </table>	Limit	Read	Ant	Cable	Preamp	Apos	TPos	Remark	Freq	Level	Line Margin	Level Factor	Loss Factor				MHz	dBuV/m	dBuV/m	dB	dBuV	dB/m	dB	cm	deg	1	2472.00	97.20	-----	-----	93.43	32.39	4.90	33.52	299	127	Peak
Limit	Read	Ant	Cable	Preamp	Apos	TPos	Remark																																																																					
Freq	Level	Line Margin	Level Factor	Loss Factor																																																																								
MHz	dBuV/m	dBuV/m	dB	dBuV	dB/m	dB	cm	deg																																																																				
1	2487.60	54.75	74.00	-19.25	50.93	32.40	4.93	33.51	299	127	Peak																																																																	
Limit	Read	Ant	Cable	Preamp	Apos	TPos	Remark																																																																					
Freq	Level	Line Margin	Level Factor	Loss Factor																																																																								
MHz	dBuV/m	dBuV/m	dB	dBuV	dB/m	dB	cm	deg																																																																				
1	2472.00	97.20	-----	-----	93.43	32.39	4.90	33.52	299	127	Peak																																																																	
Avg	<p style="text-align: right;">Date: 2024-02-03</p> <table border="1"> <thead> <tr> <th>Limit</th> <th>Read</th> <th>Ant</th> <th>Cable</th> <th>Preamp</th> <th>Apos</th> <th>TPos</th> <th>Remark</th> </tr> <tr> <th>Freq</th> <th>Level</th> <th>Line Margin</th> <th>Level Factor</th> <th>Loss Factor</th> <th></th> <th></th> <th></th> </tr> <tr> <th>MHz</th> <th>dBuV/m</th> <th>dBuV/m</th> <th>dB</th> <th>dBuV</th> <th>dB/m</th> <th>dB</th> <th>cm</th> <th>deg</th> </tr> </thead> <tbody> <tr> <td>1</td> <td>2487.36</td> <td>48.43</td> <td>54.00</td> <td>-5.57</td> <td>44.61</td> <td>32.40</td> <td>4.93</td> <td>33.51</td> <td>299</td> <td>127</td> <td>Average</td> </tr> </tbody> </table>	Limit	Read	Ant	Cable	Preamp	Apos	TPos	Remark	Freq	Level	Line Margin	Level Factor	Loss Factor				MHz	dBuV/m	dBuV/m	dB	dBuV	dB/m	dB	cm	deg	1	2487.36	48.43	54.00	-5.57	44.61	32.40	4.93	33.51	299	127	Average	<p style="text-align: right;">Date: 2024-02-03</p> <table border="1"> <thead> <tr> <th>Limit</th> <th>Read</th> <th>Ant</th> <th>Cable</th> <th>Preamp</th> <th>Apos</th> <th>TPos</th> <th>Remark</th> </tr> <tr> <th>Freq</th> <th>Level</th> <th>Line Margin</th> <th>Level Factor</th> <th>Loss Factor</th> <th></th> <th></th> <th></th> </tr> <tr> <th>MHz</th> <th>dBuV/m</th> <th>dBuV/m</th> <th>dB</th> <th>dBuV</th> <th>dB/m</th> <th>dB</th> <th>cm</th> <th>deg</th> </tr> </thead> <tbody> <tr> <td>1</td> <td>2470.00</td> <td>94.06</td> <td>-----</td> <td>-----</td> <td>90.29</td> <td>32.39</td> <td>4.90</td> <td>33.52</td> <td>299</td> <td>127</td> <td>Average</td> </tr> </tbody> </table>	Limit	Read	Ant	Cable	Preamp	Apos	TPos	Remark	Freq	Level	Line Margin	Level Factor	Loss Factor				MHz	dBuV/m	dBuV/m	dB	dBuV	dB/m	dB	cm	deg	1	2470.00	94.06	-----	-----	90.29	32.39	4.90	33.52	299	127	Average
Limit	Read	Ant	Cable	Preamp	Apos	TPos	Remark																																																																					
Freq	Level	Line Margin	Level Factor	Loss Factor																																																																								
MHz	dBuV/m	dBuV/m	dB	dBuV	dB/m	dB	cm	deg																																																																				
1	2487.36	48.43	54.00	-5.57	44.61	32.40	4.93	33.51	299	127	Average																																																																	
Limit	Read	Ant	Cable	Preamp	Apos	TPos	Remark																																																																					
Freq	Level	Line Margin	Level Factor	Loss Factor																																																																								
MHz	dBuV/m	dBuV/m	dB	dBuV	dB/m	dB	cm	deg																																																																				
1	2470.00	94.06	-----	-----	90.29	32.39	4.90	33.52	299	127	Average																																																																	



Mode	5																																																																																																	
	Harmonic																																																																																																	
	2400-2483.5_802.11b_CH13_2472MHz																																																																																																	
Pol.	Horizontal	Vertical																																																																																																
Peak Avg	<p>Date: 2024-02-03</p> <table border="1"> <thead> <tr> <th>Limit</th> <th>Read</th> <th>Ant</th> <th>Cable</th> <th>Preamp</th> <th>APos</th> <th>TPos</th> <th>Remark</th> </tr> <tr> <th>Freq</th> <th>Level</th> <th>Line</th> <th>Margin</th> <th>Level</th> <th>Factor</th> <th>Loss</th> <th>Factor</th> </tr> <tr> <th>MHz</th> <th>dBuV/m</th> <th>dBuV/m</th> <th>dB</th> <th>dBuV</th> <th>dB/m</th> <th>dB</th> <th>dB</th> </tr> </thead> <tbody> <tr> <td>1</td> <td>4944.00</td> <td>42.29</td> <td>74.00</td> <td>-31.71</td> <td>57.72</td> <td>34.33</td> <td>7.80</td> <td>57.56</td> <td>--</td> <td>--</td> <td>Peak</td> </tr> <tr> <td>2</td> <td>7416.00</td> <td>44.15</td> <td>74.00</td> <td>-29.85</td> <td>57.97</td> <td>35.96</td> <td>9.19</td> <td>58.97</td> <td>--</td> <td>--</td> <td>Peak</td> </tr> </tbody> </table>	Limit	Read	Ant	Cable	Preamp	APos	TPos	Remark	Freq	Level	Line	Margin	Level	Factor	Loss	Factor	MHz	dBuV/m	dBuV/m	dB	dBuV	dB/m	dB	dB	1	4944.00	42.29	74.00	-31.71	57.72	34.33	7.80	57.56	--	--	Peak	2	7416.00	44.15	74.00	-29.85	57.97	35.96	9.19	58.97	--	--	Peak	<p>Date: 2024-02-03</p> <table border="1"> <thead> <tr> <th>Limit</th> <th>Read</th> <th>Ant</th> <th>Cable</th> <th>Preamp</th> <th>APos</th> <th>TPos</th> <th>Remark</th> </tr> <tr> <th>Freq</th> <th>Level</th> <th>Line</th> <th>Margin</th> <th>Level</th> <th>Factor</th> <th>Loss</th> <th>Factor</th> </tr> <tr> <th>MHz</th> <th>dBuV/m</th> <th>dBuV/m</th> <th>dB</th> <th>dBuV</th> <th>dB/m</th> <th>dB</th> <th>dB</th> </tr> </thead> <tbody> <tr> <td>1</td> <td>4944.00</td> <td>41.26</td> <td>74.00</td> <td>-32.74</td> <td>56.69</td> <td>34.33</td> <td>7.80</td> <td>57.56</td> <td>--</td> <td>--</td> <td>Peak</td> </tr> <tr> <td>2</td> <td>7416.00</td> <td>43.46</td> <td>74.00</td> <td>-30.54</td> <td>57.28</td> <td>35.96</td> <td>9.19</td> <td>58.97</td> <td>--</td> <td>--</td> <td>Peak</td> </tr> </tbody> </table>	Limit	Read	Ant	Cable	Preamp	APos	TPos	Remark	Freq	Level	Line	Margin	Level	Factor	Loss	Factor	MHz	dBuV/m	dBuV/m	dB	dBuV	dB/m	dB	dB	1	4944.00	41.26	74.00	-32.74	56.69	34.33	7.80	57.56	--	--	Peak	2	7416.00	43.46	74.00	-30.54	57.28	35.96	9.19	58.97	--	--	Peak
	Limit	Read	Ant	Cable	Preamp	APos	TPos	Remark																																																																																										
Freq	Level	Line	Margin	Level	Factor	Loss	Factor																																																																																											
MHz	dBuV/m	dBuV/m	dB	dBuV	dB/m	dB	dB																																																																																											
1	4944.00	42.29	74.00	-31.71	57.72	34.33	7.80	57.56	--	--	Peak																																																																																							
2	7416.00	44.15	74.00	-29.85	57.97	35.96	9.19	58.97	--	--	Peak																																																																																							
Limit	Read	Ant	Cable	Preamp	APos	TPos	Remark																																																																																											
Freq	Level	Line	Margin	Level	Factor	Loss	Factor																																																																																											
MHz	dBuV/m	dBuV/m	dB	dBuV	dB/m	dB	dB																																																																																											
1	4944.00	41.26	74.00	-32.74	56.69	34.33	7.80	57.56	--	--	Peak																																																																																							
2	7416.00	43.46	74.00	-30.54	57.28	35.96	9.19	58.97	--	--	Peak																																																																																							



6

Mode

Band Edge

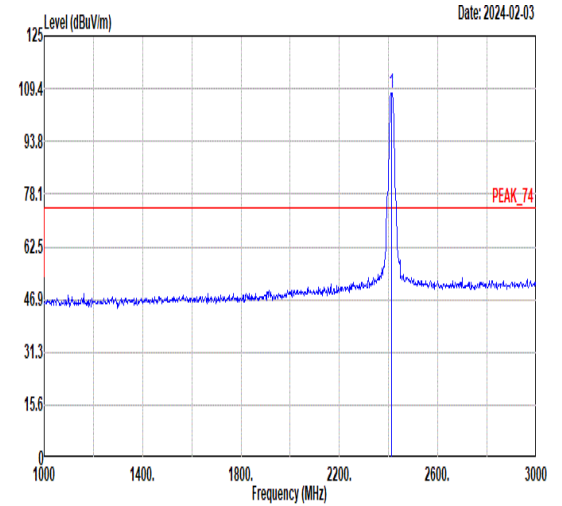
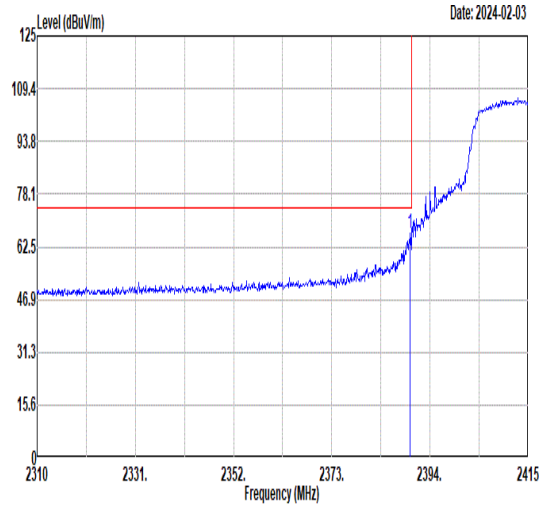
2400-2483.5_802.11g_CH01_2412MHz

Pol.

Horizontal

Fundamental

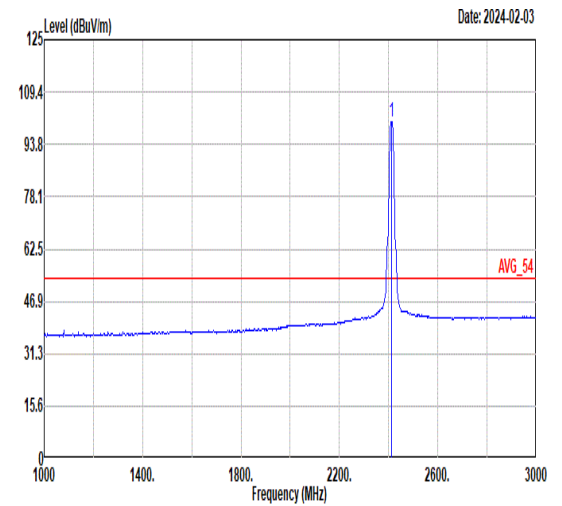
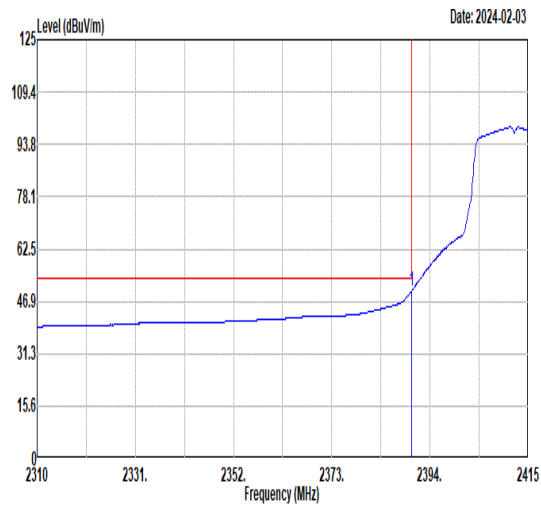
Peak



1	MHz	Level	Limit	Read	Ant	Cable	Preamp	APos	TPos	Remark
			Freq							
	2389.80	66.36	74.00	-7.64	62.77	32.36	4.80	33.57	251	184 Peak

1	MHz	Level	Limit	Read	Ant	Cable	Preamp	APos	TPos	Remark
			Freq							
	2412.00	108.19	-----	104.55	32.37	4.82	33.55	251	184 Peak	

Avg



1	MHz	Level	Limit	Read	Ant	Cable	Preamp	APos	TPos	Remark
			Freq							
	2390.00	49.92	54.00	-4.08	46.33	32.36	4.80	33.57	251	184 Average

1	MHz	Level	Limit	Read	Ant	Cable	Preamp	APos	TPos	Remark
			Freq							
	2412.00	100.49	-----	96.85	32.37	4.82	33.55	251	184 Average	



6

Mode

Band Edge

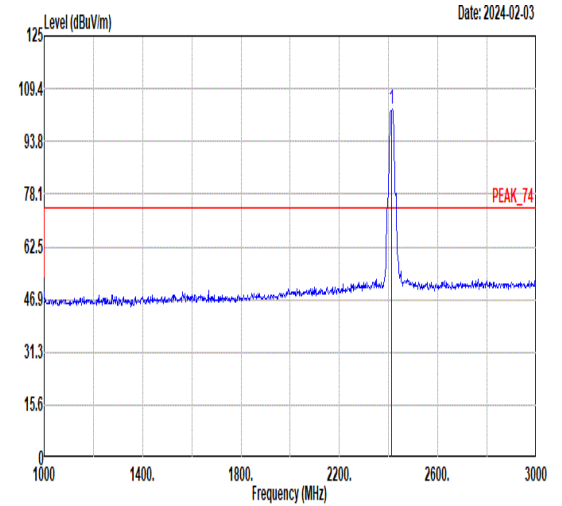
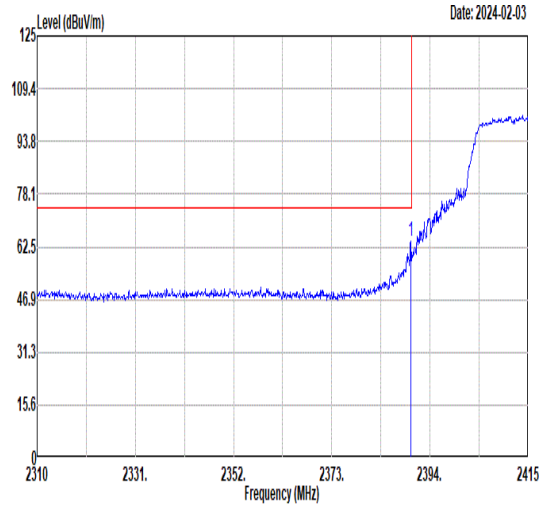
2400-2483.5_802.11g_CH01_2412MHz

Pol.

Vertical

Fundamental

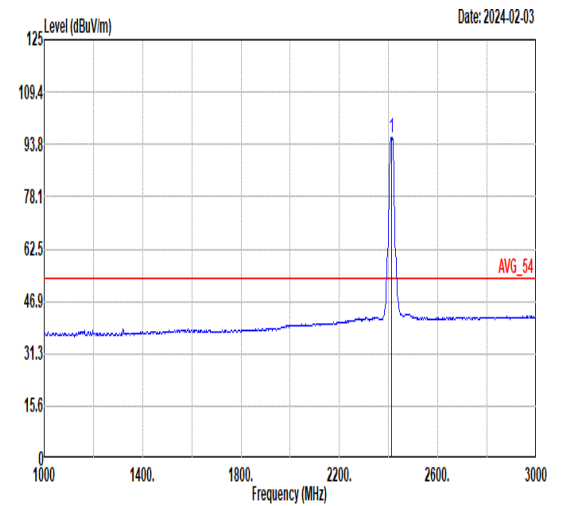
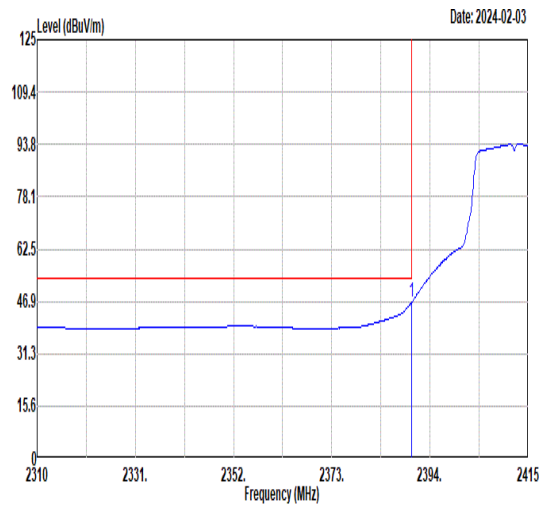
Peak



1	MHz	Limit		Read Level	Ant Factor	Cable Loss	Preamp	APos	TPos	Remark
		dBuV/m	dBuV/m							
1	2389.91	64.38	74.00	-9.62	60.79	32.36	4.80	33.57	222	235 Peak

1	MHz	Limit		Read Level	Ant Factor	Cable Loss	Preamp	APos	TPos	Remark
		dBuV/m	dBuV/m							
1	2412.00	103.50	74.00	99.86	32.37	4.82	33.55	222	235 Peak	PEAK_74

Avg



1	MHz	Limit		Read Level	Ant Factor	Cable Loss	Preamp	APos	TPos	Remark
		dBuV/m	dBuV/m							
1	2390.00	46.51	54.00	-7.49	42.92	32.36	4.80	33.57	222	235 Average

1	MHz	Limit		Read Level	Ant Factor	Cable Loss	Preamp	APos	TPos	Remark
		dBuV/m	dBuV/m							
1	2412.00	95.74	54.00	92.10	32.37	4.82	33.55	222	235 Average	AVG_54



Mode	6																																																																									
	Harmonic																																																																									
	2400-2483.5_802.11g_CH01_2412MHz																																																																									
Pol.	Horizontal	Vertical																																																																								
Peak Avg	<p>Date: 2024-03-08</p> <table border="1"> <thead> <tr> <th>Limit</th> <th>Read</th> <th>Ant</th> <th>Cable</th> <th>Preamp</th> <th>APos</th> <th>TPos</th> <th>Remark</th> </tr> <tr> <th>Freq</th> <th>Level</th> <th>Line Margin</th> <th>Level Factor</th> <th>Loss Factor</th> <th></th> <th></th> <th></th> </tr> <tr> <th>MHz</th> <th>dBuV/m</th> <th>dBuV/m</th> <th>dB</th> <th>dBuV</th> <th>dB/m</th> <th>dB</th> <th>cm</th> <th>deg</th> </tr> </thead> <tbody> <tr> <td>1</td> <td>4824.00</td> <td>41.09</td> <td>74.00</td> <td>-32.91</td> <td>56.42</td> <td>34.40</td> <td>7.75</td> <td>57.48</td> <td>--</td> <td>Peak</td> </tr> </tbody> </table>	Limit	Read	Ant	Cable	Preamp	APos	TPos	Remark	Freq	Level	Line Margin	Level Factor	Loss Factor				MHz	dBuV/m	dBuV/m	dB	dBuV	dB/m	dB	cm	deg	1	4824.00	41.09	74.00	-32.91	56.42	34.40	7.75	57.48	--	Peak	<p>Date: 2024-02-03</p> <table border="1"> <thead> <tr> <th>Limit</th> <th>Read</th> <th>Ant</th> <th>Cable</th> <th>Preamp</th> <th>APos</th> <th>TPos</th> <th>Remark</th> </tr> <tr> <th>Freq</th> <th>Level</th> <th>Line Margin</th> <th>Level Factor</th> <th>Loss Factor</th> <th></th> <th></th> <th></th> </tr> <tr> <th>MHz</th> <th>dBuV/m</th> <th>dBuV/m</th> <th>dB</th> <th>dBuV</th> <th>dB/m</th> <th>dB</th> <th>cm</th> <th>deg</th> </tr> </thead> <tbody> <tr> <td>1</td> <td>4824.00</td> <td>40.70</td> <td>74.00</td> <td>-33.30</td> <td>56.03</td> <td>34.40</td> <td>7.75</td> <td>57.48</td> <td>--</td> <td>Peak</td> </tr> </tbody> </table>	Limit	Read	Ant	Cable	Preamp	APos	TPos	Remark	Freq	Level	Line Margin	Level Factor	Loss Factor				MHz	dBuV/m	dBuV/m	dB	dBuV	dB/m	dB	cm	deg	1	4824.00	40.70	74.00	-33.30	56.03	34.40	7.75	57.48	--	Peak
	Limit	Read	Ant	Cable	Preamp	APos	TPos	Remark																																																																		
Freq	Level	Line Margin	Level Factor	Loss Factor																																																																						
MHz	dBuV/m	dBuV/m	dB	dBuV	dB/m	dB	cm	deg																																																																		
1	4824.00	41.09	74.00	-32.91	56.42	34.40	7.75	57.48	--	Peak																																																																
Limit	Read	Ant	Cable	Preamp	APos	TPos	Remark																																																																			
Freq	Level	Line Margin	Level Factor	Loss Factor																																																																						
MHz	dBuV/m	dBuV/m	dB	dBuV	dB/m	dB	cm	deg																																																																		
1	4824.00	40.70	74.00	-33.30	56.03	34.40	7.75	57.48	--	Peak																																																																



Mode	7																																																																																																																									
	Harmonic																																																																																																																									
	2400-2483.5_802.11g_CH06_2437MHz																																																																																																																									
Pol.	Horizontal	Vertical																																																																																																																								
Peak Avg	<table border="1"> <thead> <tr> <th>Limit</th> <th>Read</th> <th>Ant</th> <th>Cable</th> <th>Preamp</th> <th>APos</th> <th>TPos</th> <th>Remark</th> </tr> <tr> <th>Freq</th> <th>Level</th> <th>Line Margin</th> <th>Level</th> <th>Factor</th> <th>Loss Factor</th> <th></th> <th></th> </tr> <tr> <th>MHz</th> <th>dBuV/m</th> <th>dBuV/m</th> <th>dB</th> <th>dBuV</th> <th>dB/m</th> <th>dB</th> <th>dB</th> </tr> </thead> <tbody> <tr> <td>1</td> <td>4874.00</td> <td>40.51</td> <td>74.00</td> <td>-33.49</td> <td>55.89</td> <td>34.37</td> <td>7.77</td> <td>57.52</td> <td>--</td> <td>--</td> <td>Peak</td> </tr> <tr> <td>2</td> <td>7311.00</td> <td>55.94</td> <td>74.00</td> <td>-18.06</td> <td>69.88</td> <td>36.05</td> <td>8.93</td> <td>58.92</td> <td>212</td> <td>230</td> <td>Peak</td> </tr> <tr> <td>3</td> <td>7311.00</td> <td>46.08</td> <td>54.00</td> <td>-7.92</td> <td>60.02</td> <td>36.05</td> <td>8.93</td> <td>58.92</td> <td>212</td> <td>230</td> <td>Average</td> </tr> </tbody> </table>	Limit	Read	Ant	Cable	Preamp	APos	TPos	Remark	Freq	Level	Line Margin	Level	Factor	Loss Factor			MHz	dBuV/m	dBuV/m	dB	dBuV	dB/m	dB	dB	1	4874.00	40.51	74.00	-33.49	55.89	34.37	7.77	57.52	--	--	Peak	2	7311.00	55.94	74.00	-18.06	69.88	36.05	8.93	58.92	212	230	Peak	3	7311.00	46.08	54.00	-7.92	60.02	36.05	8.93	58.92	212	230	Average	<table border="1"> <thead> <tr> <th>Limit</th> <th>Read</th> <th>Ant</th> <th>Cable</th> <th>Preamp</th> <th>APos</th> <th>TPos</th> <th>Remark</th> </tr> <tr> <th>Freq</th> <th>Level</th> <th>Line Margin</th> <th>Level</th> <th>Factor</th> <th>Loss Factor</th> <th></th> <th></th> </tr> <tr> <th>MHz</th> <th>dBuV/m</th> <th>dBuV/m</th> <th>dB</th> <th>dBuV</th> <th>dB/m</th> <th>dB</th> <th>dB</th> </tr> </thead> <tbody> <tr> <td>1</td> <td>4874.00</td> <td>40.17</td> <td>74.00</td> <td>-33.83</td> <td>55.55</td> <td>34.37</td> <td>7.77</td> <td>57.52</td> <td>--</td> <td>--</td> <td>Peak</td> </tr> <tr> <td>2</td> <td>7311.00</td> <td>54.34</td> <td>74.00</td> <td>-19.66</td> <td>68.28</td> <td>36.05</td> <td>8.93</td> <td>58.92</td> <td>137</td> <td>0</td> <td>Peak</td> </tr> <tr> <td>3</td> <td>7311.00</td> <td>43.09</td> <td>54.00</td> <td>-10.91</td> <td>57.03</td> <td>36.05</td> <td>8.93</td> <td>58.92</td> <td>137</td> <td>0</td> <td>Average</td> </tr> </tbody> </table>	Limit	Read	Ant	Cable	Preamp	APos	TPos	Remark	Freq	Level	Line Margin	Level	Factor	Loss Factor			MHz	dBuV/m	dBuV/m	dB	dBuV	dB/m	dB	dB	1	4874.00	40.17	74.00	-33.83	55.55	34.37	7.77	57.52	--	--	Peak	2	7311.00	54.34	74.00	-19.66	68.28	36.05	8.93	58.92	137	0	Peak	3	7311.00	43.09	54.00	-10.91	57.03	36.05	8.93	58.92	137	0	Average
	Limit	Read	Ant	Cable	Preamp	APos	TPos	Remark																																																																																																																		
Freq	Level	Line Margin	Level	Factor	Loss Factor																																																																																																																					
MHz	dBuV/m	dBuV/m	dB	dBuV	dB/m	dB	dB																																																																																																																			
1	4874.00	40.51	74.00	-33.49	55.89	34.37	7.77	57.52	--	--	Peak																																																																																																															
2	7311.00	55.94	74.00	-18.06	69.88	36.05	8.93	58.92	212	230	Peak																																																																																																															
3	7311.00	46.08	54.00	-7.92	60.02	36.05	8.93	58.92	212	230	Average																																																																																																															
Limit	Read	Ant	Cable	Preamp	APos	TPos	Remark																																																																																																																			
Freq	Level	Line Margin	Level	Factor	Loss Factor																																																																																																																					
MHz	dBuV/m	dBuV/m	dB	dBuV	dB/m	dB	dB																																																																																																																			
1	4874.00	40.17	74.00	-33.83	55.55	34.37	7.77	57.52	--	--	Peak																																																																																																															
2	7311.00	54.34	74.00	-19.66	68.28	36.05	8.93	58.92	137	0	Peak																																																																																																															
3	7311.00	43.09	54.00	-10.91	57.03	36.05	8.93	58.92	137	0	Average																																																																																																															



		8																																																																																	
Mode	Band Edge																																																																																		
	2400-2483.5_802.11g_CH11_2462MHz																																																																																		
Pol.	Horizontal		Fundamental																																																																																
Peak																																																																																			
	<table border="1"> <thead> <tr> <th>Limit</th> <th>Read</th> <th>Ant</th> <th>Cable</th> <th>Preamp</th> <th>APos</th> <th>TPos</th> <th colspan="2">Remark</th> </tr> <tr> <th>Freq</th> <th>Level</th> <th>Line</th> <th>Margin</th> <th>Level</th> <th>Factor</th> <th>Loss</th> <th>Factor</th> <th></th> </tr> <tr> <th>MHz</th> <th>dBuV/m</th> <th>dBuV/m</th> <th>dB</th> <th>dBuV</th> <th>dB/m</th> <th>dB</th> <th>dB</th> <th>cm</th> <th>deg</th> </tr> </thead> <tbody> <tr> <td>1</td> <td>2483.80</td> <td>61.84</td> <td>74.00</td> <td>-12.16</td> <td>58.03</td> <td>32.40</td> <td>4.92</td> <td>33.51</td> <td>304</td> <td>185</td> <td>Peak</td> </tr> </tbody> </table>		Limit	Read	Ant	Cable	Preamp	APos	TPos	Remark		Freq	Level	Line	Margin	Level	Factor	Loss	Factor		MHz	dBuV/m	dBuV/m	dB	dBuV	dB/m	dB	dB	cm	deg	1	2483.80	61.84	74.00	-12.16	58.03	32.40	4.92	33.51	304	185	Peak	<table border="1"> <thead> <tr> <th>Limit</th> <th>Read</th> <th>Ant</th> <th>Cable</th> <th>Preamp</th> <th>APos</th> <th>TPos</th> <th colspan="2">Remark</th> </tr> <tr> <th>Freq</th> <th>Level</th> <th>Line</th> <th>Margin</th> <th>Level</th> <th>Factor</th> <th>Loss</th> <th>Factor</th> <th></th> </tr> <tr> <th>MHz</th> <th>dBuV/m</th> <th>dBuV/m</th> <th>dB</th> <th>dBuV</th> <th>dB/m</th> <th>dB</th> <th>dB</th> <th>cm</th> <th>deg</th> </tr> </thead> <tbody> <tr> <td>1</td> <td>2462.00</td> <td>107.82</td> <td>-----</td> <td>-----</td> <td>104.07</td> <td>32.39</td> <td>4.89</td> <td>33.53</td> <td>304</td> <td>185</td> <td>Peak</td> </tr> </tbody> </table>		Limit	Read	Ant	Cable	Preamp	APos	TPos	Remark		Freq	Level	Line	Margin	Level	Factor	Loss	Factor		MHz	dBuV/m	dBuV/m	dB	dBuV	dB/m	dB	dB	cm	deg	1	2462.00	107.82	-----	-----	104.07	32.39	4.89	33.53	304	185
Limit	Read	Ant	Cable	Preamp	APos	TPos	Remark																																																																												
Freq	Level	Line	Margin	Level	Factor	Loss	Factor																																																																												
MHz	dBuV/m	dBuV/m	dB	dBuV	dB/m	dB	dB	cm	deg																																																																										
1	2483.80	61.84	74.00	-12.16	58.03	32.40	4.92	33.51	304	185	Peak																																																																								
Limit	Read	Ant	Cable	Preamp	APos	TPos	Remark																																																																												
Freq	Level	Line	Margin	Level	Factor	Loss	Factor																																																																												
MHz	dBuV/m	dBuV/m	dB	dBuV	dB/m	dB	dB	cm	deg																																																																										
1	2462.00	107.82	-----	-----	104.07	32.39	4.89	33.53	304	185	Peak																																																																								
Avg																																																																																			
	<table border="1"> <thead> <tr> <th>Limit</th> <th>Read</th> <th>Ant</th> <th>Cable</th> <th>Preamp</th> <th>APos</th> <th>TPos</th> <th colspan="2">Remark</th> </tr> <tr> <th>Freq</th> <th>Level</th> <th>Line</th> <th>Margin</th> <th>Level</th> <th>Factor</th> <th>Loss</th> <th>Factor</th> <th></th> </tr> <tr> <th>MHz</th> <th>dBuV/m</th> <th>dBuV/m</th> <th>dB</th> <th>dBuV</th> <th>dB/m</th> <th>dB</th> <th>dB</th> <th>cm</th> <th>deg</th> </tr> </thead> <tbody> <tr> <td>1</td> <td>2483.52</td> <td>45.98</td> <td>54.00</td> <td>-8.02</td> <td>42.18</td> <td>32.39</td> <td>4.92</td> <td>33.51</td> <td>304</td> <td>185</td> <td>Average</td> </tr> </tbody> </table>		Limit	Read	Ant	Cable	Preamp	APos	TPos	Remark		Freq	Level	Line	Margin	Level	Factor	Loss	Factor		MHz	dBuV/m	dBuV/m	dB	dBuV	dB/m	dB	dB	cm	deg	1	2483.52	45.98	54.00	-8.02	42.18	32.39	4.92	33.51	304	185	Average	<table border="1"> <thead> <tr> <th>Limit</th> <th>Read</th> <th>Ant</th> <th>Cable</th> <th>Preamp</th> <th>APos</th> <th>TPos</th> <th colspan="2">Remark</th> </tr> <tr> <th>Freq</th> <th>Level</th> <th>Line</th> <th>Margin</th> <th>Level</th> <th>Factor</th> <th>Loss</th> <th>Factor</th> <th></th> </tr> <tr> <th>MHz</th> <th>dBuV/m</th> <th>dBuV/m</th> <th>dB</th> <th>dBuV</th> <th>dB/m</th> <th>dB</th> <th>dB</th> <th>cm</th> <th>deg</th> </tr> </thead> <tbody> <tr> <td>1</td> <td>2462.00</td> <td>99.99</td> <td>-----</td> <td>-----</td> <td>96.24</td> <td>32.39</td> <td>4.89</td> <td>33.53</td> <td>304</td> <td>185</td> <td>Average</td> </tr> </tbody> </table>		Limit	Read	Ant	Cable	Preamp	APos	TPos	Remark		Freq	Level	Line	Margin	Level	Factor	Loss	Factor		MHz	dBuV/m	dBuV/m	dB	dBuV	dB/m	dB	dB	cm	deg	1	2462.00	99.99	-----	-----	96.24	32.39	4.89	33.53	304	185
Limit	Read	Ant	Cable	Preamp	APos	TPos	Remark																																																																												
Freq	Level	Line	Margin	Level	Factor	Loss	Factor																																																																												
MHz	dBuV/m	dBuV/m	dB	dBuV	dB/m	dB	dB	cm	deg																																																																										
1	2483.52	45.98	54.00	-8.02	42.18	32.39	4.92	33.51	304	185	Average																																																																								
Limit	Read	Ant	Cable	Preamp	APos	TPos	Remark																																																																												
Freq	Level	Line	Margin	Level	Factor	Loss	Factor																																																																												
MHz	dBuV/m	dBuV/m	dB	dBuV	dB/m	dB	dB	cm	deg																																																																										
1	2462.00	99.99	-----	-----	96.24	32.39	4.89	33.53	304	185	Average																																																																								



Mode		8																																																																										
		Band Edge																																																																										
		2400-2483.5_802.11g_CH11_2462MHz																																																																										
Pol.	Vertical	Fundamental																																																																										
Peak	<p>Date: 2024-02-03</p> <table border="1"> <thead> <tr> <th>Limit</th> <th>Read</th> <th>Ant</th> <th>Cable</th> <th>Preamp</th> <th>APos</th> <th>TPos</th> <th>Remark</th> </tr> <tr> <th>Freq</th> <th>Level</th> <th>Line Margin</th> <th>Level Factor</th> <th>Loss Factor</th> <th></th> <th></th> <th></th> </tr> <tr> <th>MHz</th> <th>dBuV/m</th> <th>dBuV/m</th> <th>dB</th> <th>dBuV</th> <th>dB/m</th> <th>dB</th> <th>cm</th> <th>deg</th> </tr> </thead> <tbody> <tr> <td>1</td> <td>2483.52</td> <td>59.62</td> <td>74.00</td> <td>-14.38</td> <td>55.82</td> <td>32.39</td> <td>4.92</td> <td>33.51</td> <td>215</td> <td>238</td> <td>Peak</td> </tr> </tbody> </table>	Limit	Read	Ant	Cable	Preamp	APos	TPos	Remark	Freq	Level	Line Margin	Level Factor	Loss Factor				MHz	dBuV/m	dBuV/m	dB	dBuV	dB/m	dB	cm	deg	1	2483.52	59.62	74.00	-14.38	55.82	32.39	4.92	33.51	215	238	Peak	<p>Date: 2024-02-03</p> <table border="1"> <thead> <tr> <th>Limit</th> <th>Read</th> <th>Ant</th> <th>Cable</th> <th>Preamp</th> <th>APos</th> <th>TPos</th> <th>Remark</th> </tr> <tr> <th>Freq</th> <th>Level</th> <th>Line Margin</th> <th>Level Factor</th> <th>Loss Factor</th> <th></th> <th></th> <th></th> </tr> <tr> <th>MHz</th> <th>dBuV/m</th> <th>dBuV/m</th> <th>dB</th> <th>dBuV</th> <th>dB/m</th> <th>dB</th> <th>cm</th> <th>deg</th> </tr> </thead> <tbody> <tr> <td>1</td> <td>2462.00</td> <td>103.62</td> <td>-----</td> <td>-----</td> <td>99.87</td> <td>32.39</td> <td>4.89</td> <td>33.53</td> <td>215</td> <td>238</td> <td>Peak</td> </tr> </tbody> </table>	Limit	Read	Ant	Cable	Preamp	APos	TPos	Remark	Freq	Level	Line Margin	Level Factor	Loss Factor				MHz	dBuV/m	dBuV/m	dB	dBuV	dB/m	dB	cm	deg	1	2462.00	103.62	-----	-----	99.87	32.39	4.89	33.53	215	238	Peak
	Limit	Read	Ant	Cable	Preamp	APos	TPos	Remark																																																																				
Freq	Level	Line Margin	Level Factor	Loss Factor																																																																								
MHz	dBuV/m	dBuV/m	dB	dBuV	dB/m	dB	cm	deg																																																																				
1	2483.52	59.62	74.00	-14.38	55.82	32.39	4.92	33.51	215	238	Peak																																																																	
Limit	Read	Ant	Cable	Preamp	APos	TPos	Remark																																																																					
Freq	Level	Line Margin	Level Factor	Loss Factor																																																																								
MHz	dBuV/m	dBuV/m	dB	dBuV	dB/m	dB	cm	deg																																																																				
1	2462.00	103.62	-----	-----	99.87	32.39	4.89	33.53	215	238	Peak																																																																	
Avg	<p>Date: 2024-02-03</p> <table border="1"> <thead> <tr> <th>Limit</th> <th>Read</th> <th>Ant</th> <th>Cable</th> <th>Preamp</th> <th>APos</th> <th>TPos</th> <th>Remark</th> </tr> <tr> <th>Freq</th> <th>Level</th> <th>Line Margin</th> <th>Level Factor</th> <th>Loss Factor</th> <th></th> <th></th> <th></th> </tr> <tr> <th>MHz</th> <th>dBuV/m</th> <th>dBuV/m</th> <th>dB</th> <th>dBuV</th> <th>dB/m</th> <th>dB</th> <th>cm</th> <th>deg</th> </tr> </thead> <tbody> <tr> <td>1</td> <td>2483.52</td> <td>44.04</td> <td>54.00</td> <td>-9.96</td> <td>40.24</td> <td>32.39</td> <td>4.92</td> <td>33.51</td> <td>215</td> <td>238</td> <td>Average</td> </tr> </tbody> </table>	Limit	Read	Ant	Cable	Preamp	APos	TPos	Remark	Freq	Level	Line Margin	Level Factor	Loss Factor				MHz	dBuV/m	dBuV/m	dB	dBuV	dB/m	dB	cm	deg	1	2483.52	44.04	54.00	-9.96	40.24	32.39	4.92	33.51	215	238	Average	<p>Date: 2024-02-03</p> <table border="1"> <thead> <tr> <th>Limit</th> <th>Read</th> <th>Ant</th> <th>Cable</th> <th>Preamp</th> <th>APos</th> <th>TPos</th> <th>Remark</th> </tr> <tr> <th>Freq</th> <th>Level</th> <th>Line Margin</th> <th>Level Factor</th> <th>Loss Factor</th> <th></th> <th></th> <th></th> </tr> <tr> <th>MHz</th> <th>dBuV/m</th> <th>dBuV/m</th> <th>dB</th> <th>dBuV</th> <th>dB/m</th> <th>dB</th> <th>cm</th> <th>deg</th> </tr> </thead> <tbody> <tr> <td>1</td> <td>2462.00</td> <td>96.00</td> <td>-----</td> <td>-----</td> <td>92.25</td> <td>32.39</td> <td>4.89</td> <td>33.53</td> <td>215</td> <td>238</td> <td>Average</td> </tr> </tbody> </table>	Limit	Read	Ant	Cable	Preamp	APos	TPos	Remark	Freq	Level	Line Margin	Level Factor	Loss Factor				MHz	dBuV/m	dBuV/m	dB	dBuV	dB/m	dB	cm	deg	1	2462.00	96.00	-----	-----	92.25	32.39	4.89	33.53	215	238	Average
Limit	Read	Ant	Cable	Preamp	APos	TPos	Remark																																																																					
Freq	Level	Line Margin	Level Factor	Loss Factor																																																																								
MHz	dBuV/m	dBuV/m	dB	dBuV	dB/m	dB	cm	deg																																																																				
1	2483.52	44.04	54.00	-9.96	40.24	32.39	4.92	33.51	215	238	Average																																																																	
Limit	Read	Ant	Cable	Preamp	APos	TPos	Remark																																																																					
Freq	Level	Line Margin	Level Factor	Loss Factor																																																																								
MHz	dBuV/m	dBuV/m	dB	dBuV	dB/m	dB	cm	deg																																																																				
1	2462.00	96.00	-----	-----	92.25	32.39	4.89	33.53	215	238	Average																																																																	



Mode	8																																																																																																					
	Harmonic																																																																																																					
	2400-2483.5_802.11g_CH11_2462MHz																																																																																																					
Pol.	Horizontal	Vertical																																																																																																				
Peak Avg	<table border="1"> <thead> <tr> <th>Limit</th> <th>Read</th> <th>Ant</th> <th>Cable</th> <th>Preamp</th> <th>APos</th> <th>TPos</th> <th>Remark</th> </tr> <tr> <th>Freq</th> <th>Level</th> <th>Line</th> <th>Margin</th> <th>Level</th> <th>Factor</th> <th>Loss</th> <th>Factor</th> </tr> <tr> <th>MHz</th> <th>dBuV/m</th> <th>dBuV/m</th> <th>dB</th> <th>dBuV</th> <th>dB/m</th> <th>dB</th> <th>dB</th> <th>cm</th> <th>deg</th> </tr> </thead> <tbody> <tr> <td>1</td> <td>4924.00</td> <td>40.21</td> <td>74.00</td> <td>-33.79</td> <td>55.63</td> <td>34.34</td> <td>7.79</td> <td>57.55</td> <td>--</td> <td>--</td> <td>Peak</td> </tr> <tr> <td>2</td> <td>7386.00</td> <td>45.60</td> <td>74.00</td> <td>-28.40</td> <td>59.39</td> <td>35.99</td> <td>9.17</td> <td>58.95</td> <td>--</td> <td>--</td> <td>Peak</td> </tr> </tbody> </table>	Limit	Read	Ant	Cable	Preamp	APos	TPos	Remark	Freq	Level	Line	Margin	Level	Factor	Loss	Factor	MHz	dBuV/m	dBuV/m	dB	dBuV	dB/m	dB	dB	cm	deg	1	4924.00	40.21	74.00	-33.79	55.63	34.34	7.79	57.55	--	--	Peak	2	7386.00	45.60	74.00	-28.40	59.39	35.99	9.17	58.95	--	--	Peak	<table border="1"> <thead> <tr> <th>Limit</th> <th>Read</th> <th>Ant</th> <th>Cable</th> <th>Preamp</th> <th>APos</th> <th>TPos</th> <th>Remark</th> </tr> <tr> <th>Freq</th> <th>Level</th> <th>Line</th> <th>Margin</th> <th>Level</th> <th>Factor</th> <th>Loss</th> <th>Factor</th> </tr> <tr> <th>MHz</th> <th>dBuV/m</th> <th>dBuV/m</th> <th>dB</th> <th>dBuV</th> <th>dB/m</th> <th>dB</th> <th>dB</th> <th>cm</th> <th>deg</th> </tr> </thead> <tbody> <tr> <td>1</td> <td>4924.00</td> <td>40.60</td> <td>74.00</td> <td>-33.40</td> <td>56.02</td> <td>34.34</td> <td>7.79</td> <td>57.55</td> <td>--</td> <td>--</td> <td>Peak</td> </tr> <tr> <td>2</td> <td>7386.00</td> <td>45.00</td> <td>74.00</td> <td>-29.00</td> <td>58.79</td> <td>35.99</td> <td>9.17</td> <td>58.95</td> <td>--</td> <td>--</td> <td>Peak</td> </tr> </tbody> </table>	Limit	Read	Ant	Cable	Preamp	APos	TPos	Remark	Freq	Level	Line	Margin	Level	Factor	Loss	Factor	MHz	dBuV/m	dBuV/m	dB	dBuV	dB/m	dB	dB	cm	deg	1	4924.00	40.60	74.00	-33.40	56.02	34.34	7.79	57.55	--	--	Peak	2	7386.00	45.00	74.00	-29.00	58.79	35.99	9.17	58.95	--	--	Peak
	Limit	Read	Ant	Cable	Preamp	APos	TPos	Remark																																																																																														
Freq	Level	Line	Margin	Level	Factor	Loss	Factor																																																																																															
MHz	dBuV/m	dBuV/m	dB	dBuV	dB/m	dB	dB	cm	deg																																																																																													
1	4924.00	40.21	74.00	-33.79	55.63	34.34	7.79	57.55	--	--	Peak																																																																																											
2	7386.00	45.60	74.00	-28.40	59.39	35.99	9.17	58.95	--	--	Peak																																																																																											
Limit	Read	Ant	Cable	Preamp	APos	TPos	Remark																																																																																															
Freq	Level	Line	Margin	Level	Factor	Loss	Factor																																																																																															
MHz	dBuV/m	dBuV/m	dB	dBuV	dB/m	dB	dB	cm	deg																																																																																													
1	4924.00	40.60	74.00	-33.40	56.02	34.34	7.79	57.55	--	--	Peak																																																																																											
2	7386.00	45.00	74.00	-29.00	58.79	35.99	9.17	58.95	--	--	Peak																																																																																											



		9																																																																								
Mode	Band Edge																																																																									
	2400-2483.5_802.11g_CH12_2467MHz																																																																									
Pol.	Horizontal		Fundamental																																																																							
Peak																																																																										
	<table border="1"> <thead> <tr> <th>Limit</th> <th>Read</th> <th>Ant</th> <th>Cable</th> <th>Preamp</th> <th>APos</th> <th>TPos</th> <th>Remark</th> </tr> <tr> <th>Freq</th> <th>Level</th> <th>Line</th> <th>Margin</th> <th>Level</th> <th>Factor</th> <th>Loss</th> <th>Factor</th> </tr> <tr> <th>MHz</th> <th>dBuV/m</th> <th>dBuV/m</th> <th>dB</th> <th>dBuV</th> <th>dB/m</th> <th>dB</th> <th>dB</th> </tr> </thead> <tbody> <tr> <td>1</td> <td>2484.20</td> <td>64.95</td> <td>74.00</td> <td>-9.05</td> <td>61.14</td> <td>32.40</td> <td>4.92</td> <td>33.51</td> <td>301</td> <td>185</td> <td>Peak</td> </tr> </tbody> </table>		Limit	Read	Ant	Cable	Preamp	APos	TPos	Remark	Freq	Level	Line	Margin	Level	Factor	Loss	Factor	MHz	dBuV/m	dBuV/m	dB	dBuV	dB/m	dB	dB	1	2484.20	64.95	74.00	-9.05	61.14	32.40	4.92	33.51	301	185	Peak	<table border="1"> <thead> <tr> <th>Limit</th> <th>Read</th> <th>Ant</th> <th>Cable</th> <th>Preamp</th> <th>APos</th> <th>TPos</th> <th>Remark</th> </tr> <tr> <th>Freq</th> <th>Level</th> <th>Line</th> <th>Margin</th> <th>Level</th> <th>Factor</th> <th>Loss</th> <th>Factor</th> </tr> <tr> <th>MHz</th> <th>dBuV/m</th> <th>dBuV/m</th> <th>dB</th> <th>dBuV</th> <th>dB/m</th> <th>dB</th> <th>dB</th> </tr> </thead> <tbody> <tr> <td>1</td> <td>2467.00</td> <td>105.65</td> <td>-----</td> <td>-----</td> <td>101.88</td> <td>32.39</td> <td>4.90</td> <td>33.52</td> <td>301</td> <td>185</td> <td>Peak</td> </tr> </tbody> </table>	Limit	Read	Ant	Cable	Preamp	APos	TPos	Remark	Freq	Level	Line	Margin	Level	Factor	Loss	Factor	MHz	dBuV/m	dBuV/m	dB	dBuV	dB/m	dB	dB	1	2467.00	105.65	-----	-----	101.88	32.39	4.90	33.52	301	185
Limit	Read	Ant	Cable	Preamp	APos	TPos	Remark																																																																			
Freq	Level	Line	Margin	Level	Factor	Loss	Factor																																																																			
MHz	dBuV/m	dBuV/m	dB	dBuV	dB/m	dB	dB																																																																			
1	2484.20	64.95	74.00	-9.05	61.14	32.40	4.92	33.51	301	185	Peak																																																															
Limit	Read	Ant	Cable	Preamp	APos	TPos	Remark																																																																			
Freq	Level	Line	Margin	Level	Factor	Loss	Factor																																																																			
MHz	dBuV/m	dBuV/m	dB	dBuV	dB/m	dB	dB																																																																			
1	2467.00	105.65	-----	-----	101.88	32.39	4.90	33.52	301	185	Peak																																																															
Avg																																																																										
	<table border="1"> <thead> <tr> <th>Limit</th> <th>Read</th> <th>Ant</th> <th>Cable</th> <th>Preamp</th> <th>APos</th> <th>TPos</th> <th>Remark</th> </tr> <tr> <th>Freq</th> <th>Level</th> <th>Line</th> <th>Margin</th> <th>Level</th> <th>Factor</th> <th>Loss</th> <th>Factor</th> </tr> <tr> <th>MHz</th> <th>dBuV/m</th> <th>dBuV/m</th> <th>dB</th> <th>dBuV</th> <th>dB/m</th> <th>dB</th> <th>dB</th> </tr> </thead> <tbody> <tr> <td>1</td> <td>2483.52</td> <td>48.48</td> <td>54.00</td> <td>-5.52</td> <td>44.68</td> <td>32.39</td> <td>4.92</td> <td>33.51</td> <td>301</td> <td>185</td> <td>Average</td> </tr> </tbody> </table>		Limit	Read	Ant	Cable	Preamp	APos	TPos	Remark	Freq	Level	Line	Margin	Level	Factor	Loss	Factor	MHz	dBuV/m	dBuV/m	dB	dBuV	dB/m	dB	dB	1	2483.52	48.48	54.00	-5.52	44.68	32.39	4.92	33.51	301	185	Average	<table border="1"> <thead> <tr> <th>Limit</th> <th>Read</th> <th>Ant</th> <th>Cable</th> <th>Preamp</th> <th>APos</th> <th>TPos</th> <th>Remark</th> </tr> <tr> <th>Freq</th> <th>Level</th> <th>Line</th> <th>Margin</th> <th>Level</th> <th>Factor</th> <th>Loss</th> <th>Factor</th> </tr> <tr> <th>MHz</th> <th>dBuV/m</th> <th>dBuV/m</th> <th>dB</th> <th>dBuV</th> <th>dB/m</th> <th>dB</th> <th>dB</th> </tr> </thead> <tbody> <tr> <td>1</td> <td>2467.00</td> <td>98.11</td> <td>-----</td> <td>-----</td> <td>94.34</td> <td>32.39</td> <td>4.90</td> <td>33.52</td> <td>301</td> <td>185</td> <td>Average</td> </tr> </tbody> </table>	Limit	Read	Ant	Cable	Preamp	APos	TPos	Remark	Freq	Level	Line	Margin	Level	Factor	Loss	Factor	MHz	dBuV/m	dBuV/m	dB	dBuV	dB/m	dB	dB	1	2467.00	98.11	-----	-----	94.34	32.39	4.90	33.52	301	185
Limit	Read	Ant	Cable	Preamp	APos	TPos	Remark																																																																			
Freq	Level	Line	Margin	Level	Factor	Loss	Factor																																																																			
MHz	dBuV/m	dBuV/m	dB	dBuV	dB/m	dB	dB																																																																			
1	2483.52	48.48	54.00	-5.52	44.68	32.39	4.92	33.51	301	185	Average																																																															
Limit	Read	Ant	Cable	Preamp	APos	TPos	Remark																																																																			
Freq	Level	Line	Margin	Level	Factor	Loss	Factor																																																																			
MHz	dBuV/m	dBuV/m	dB	dBuV	dB/m	dB	dB																																																																			
1	2467.00	98.11	-----	-----	94.34	32.39	4.90	33.52	301	185	Average																																																															



		9																																																																								
Mode	Band Edge																																																																									
	2400-2483.5_802.11g_CH12_2467MHz																																																																									
Pol.	Vertical	Fundamental																																																																								
Peak	<p style="text-align: right;">Date: 2024-02-03</p> <table border="1"> <thead> <tr> <th>Limit</th> <th>Read</th> <th>Ant</th> <th>Cable</th> <th>Preamp</th> <th>APos</th> <th>TPos</th> <th>Remark</th> </tr> <tr> <th>Freq</th> <th>Level</th> <th>Line</th> <th>Margin</th> <th>Level</th> <th>Factor</th> <th>Loss</th> <th>Factor</th> </tr> <tr> <th>MHz</th> <th>dBuV/m</th> <th>dBuV/m</th> <th>dB</th> <th>dBuV</th> <th>dB/m</th> <th>dB</th> <th>dB</th> </tr> </thead> <tbody> <tr> <td>1</td> <td>2483.72</td> <td>62.71</td> <td>74.00</td> <td>-11.29</td> <td>58.90</td> <td>32.40</td> <td>4.92</td> <td>33.51</td> <td>141</td> <td>239</td> <td>Peak</td> </tr> </tbody> </table>	Limit	Read	Ant	Cable	Preamp	APos	TPos	Remark	Freq	Level	Line	Margin	Level	Factor	Loss	Factor	MHz	dBuV/m	dBuV/m	dB	dBuV	dB/m	dB	dB	1	2483.72	62.71	74.00	-11.29	58.90	32.40	4.92	33.51	141	239	Peak	<p style="text-align: right;">Date: 2024-02-03</p> <table border="1"> <thead> <tr> <th>Limit</th> <th>Read</th> <th>Ant</th> <th>Cable</th> <th>Preamp</th> <th>APos</th> <th>TPos</th> <th>Remark</th> </tr> <tr> <th>Freq</th> <th>Level</th> <th>Line</th> <th>Margin</th> <th>Level</th> <th>Factor</th> <th>Loss</th> <th>Factor</th> </tr> <tr> <th>MHz</th> <th>dBuV/m</th> <th>dBuV/m</th> <th>dB</th> <th>dBuV</th> <th>dB/m</th> <th>dB</th> <th>dB</th> </tr> </thead> <tbody> <tr> <td>1</td> <td>2467.00</td> <td>101.82</td> <td>-----</td> <td>-----</td> <td>98.05</td> <td>32.39</td> <td>4.90</td> <td>33.52</td> <td>141</td> <td>239</td> <td>Peak</td> </tr> </tbody> </table>	Limit	Read	Ant	Cable	Preamp	APos	TPos	Remark	Freq	Level	Line	Margin	Level	Factor	Loss	Factor	MHz	dBuV/m	dBuV/m	dB	dBuV	dB/m	dB	dB	1	2467.00	101.82	-----	-----	98.05	32.39	4.90	33.52	141	239	Peak
	Limit	Read	Ant	Cable	Preamp	APos	TPos	Remark																																																																		
Freq	Level	Line	Margin	Level	Factor	Loss	Factor																																																																			
MHz	dBuV/m	dBuV/m	dB	dBuV	dB/m	dB	dB																																																																			
1	2483.72	62.71	74.00	-11.29	58.90	32.40	4.92	33.51	141	239	Peak																																																															
Limit	Read	Ant	Cable	Preamp	APos	TPos	Remark																																																																			
Freq	Level	Line	Margin	Level	Factor	Loss	Factor																																																																			
MHz	dBuV/m	dBuV/m	dB	dBuV	dB/m	dB	dB																																																																			
1	2467.00	101.82	-----	-----	98.05	32.39	4.90	33.52	141	239	Peak																																																															
Avg	<p style="text-align: right;">Date: 2024-02-03</p> <table border="1"> <thead> <tr> <th>Limit</th> <th>Read</th> <th>Ant</th> <th>Cable</th> <th>Preamp</th> <th>APos</th> <th>TPos</th> <th>Remark</th> </tr> <tr> <th>Freq</th> <th>Level</th> <th>Line</th> <th>Margin</th> <th>Level</th> <th>Factor</th> <th>Loss</th> <th>Factor</th> </tr> <tr> <th>MHz</th> <th>dBuV/m</th> <th>dBuV/m</th> <th>dB</th> <th>dBuV</th> <th>dB/m</th> <th>dB</th> <th>dB</th> </tr> </thead> <tbody> <tr> <td>1</td> <td>2483.52</td> <td>45.74</td> <td>54.00</td> <td>-8.26</td> <td>41.94</td> <td>32.39</td> <td>4.92</td> <td>33.51</td> <td>141</td> <td>239</td> <td>Average</td> </tr> </tbody> </table>	Limit	Read	Ant	Cable	Preamp	APos	TPos	Remark	Freq	Level	Line	Margin	Level	Factor	Loss	Factor	MHz	dBuV/m	dBuV/m	dB	dBuV	dB/m	dB	dB	1	2483.52	45.74	54.00	-8.26	41.94	32.39	4.92	33.51	141	239	Average	<p style="text-align: right;">Date: 2024-02-03</p> <table border="1"> <thead> <tr> <th>Limit</th> <th>Read</th> <th>Ant</th> <th>Cable</th> <th>Preamp</th> <th>APos</th> <th>TPos</th> <th>Remark</th> </tr> <tr> <th>Freq</th> <th>Level</th> <th>Line</th> <th>Margin</th> <th>Level</th> <th>Factor</th> <th>Loss</th> <th>Factor</th> </tr> <tr> <th>MHz</th> <th>dBuV/m</th> <th>dBuV/m</th> <th>dB</th> <th>dBuV</th> <th>dB/m</th> <th>dB</th> <th>dB</th> </tr> </thead> <tbody> <tr> <td>1</td> <td>2467.00</td> <td>94.23</td> <td>-----</td> <td>-----</td> <td>90.46</td> <td>32.39</td> <td>4.90</td> <td>33.52</td> <td>141</td> <td>239</td> <td>Average</td> </tr> </tbody> </table>	Limit	Read	Ant	Cable	Preamp	APos	TPos	Remark	Freq	Level	Line	Margin	Level	Factor	Loss	Factor	MHz	dBuV/m	dBuV/m	dB	dBuV	dB/m	dB	dB	1	2467.00	94.23	-----	-----	90.46	32.39	4.90	33.52	141	239	Average
Limit	Read	Ant	Cable	Preamp	APos	TPos	Remark																																																																			
Freq	Level	Line	Margin	Level	Factor	Loss	Factor																																																																			
MHz	dBuV/m	dBuV/m	dB	dBuV	dB/m	dB	dB																																																																			
1	2483.52	45.74	54.00	-8.26	41.94	32.39	4.92	33.51	141	239	Average																																																															
Limit	Read	Ant	Cable	Preamp	APos	TPos	Remark																																																																			
Freq	Level	Line	Margin	Level	Factor	Loss	Factor																																																																			
MHz	dBuV/m	dBuV/m	dB	dBuV	dB/m	dB	dB																																																																			
1	2467.00	94.23	-----	-----	90.46	32.39	4.90	33.52	141	239	Average																																																															



Mode	9																																																																																																	
	Harmonic																																																																																																	
	2400-2483.5_802.11g_CH12_2467MHz																																																																																																	
Pol.	Horizontal	Vertical																																																																																																
Peak Avg	<table border="1"> <thead> <tr> <th>Limit</th> <th>Read</th> <th>Ant</th> <th>Cable</th> <th>Preamp</th> <th>APos</th> <th>TPos</th> <th>Remark</th> </tr> <tr> <th>Freq</th> <th>Level</th> <th>Line</th> <th>Margin</th> <th>Level</th> <th>Factor</th> <th>Loss</th> <th>Factor</th> </tr> <tr> <th>MHz</th> <th>dBuV/m</th> <th>dBuV/m</th> <th>dB</th> <th>dBuV</th> <th>dB/m</th> <th>dB</th> <th>dB</th> </tr> </thead> <tbody> <tr> <td>1</td> <td>4934.00</td> <td>40.13</td> <td>74.00</td> <td>-33.87</td> <td>55.56</td> <td>34.34</td> <td>7.79</td> <td>57.56</td> <td>--</td> <td>--</td> <td>Peak</td> </tr> <tr> <td>2</td> <td>7401.00</td> <td>44.08</td> <td>74.00</td> <td>-29.92</td> <td>57.86</td> <td>35.98</td> <td>9.20</td> <td>58.96</td> <td>--</td> <td>--</td> <td>Peak</td> </tr> </tbody> </table>	Limit	Read	Ant	Cable	Preamp	APos	TPos	Remark	Freq	Level	Line	Margin	Level	Factor	Loss	Factor	MHz	dBuV/m	dBuV/m	dB	dBuV	dB/m	dB	dB	1	4934.00	40.13	74.00	-33.87	55.56	34.34	7.79	57.56	--	--	Peak	2	7401.00	44.08	74.00	-29.92	57.86	35.98	9.20	58.96	--	--	Peak	<table border="1"> <thead> <tr> <th>Limit</th> <th>Read</th> <th>Ant</th> <th>Cable</th> <th>Preamp</th> <th>APos</th> <th>TPos</th> <th>Remark</th> </tr> <tr> <th>Freq</th> <th>Level</th> <th>Line</th> <th>Margin</th> <th>Level</th> <th>Factor</th> <th>Loss</th> <th>Factor</th> </tr> <tr> <th>MHz</th> <th>dBuV/m</th> <th>dBuV/m</th> <th>dB</th> <th>dBuV</th> <th>dB/m</th> <th>dB</th> <th>dB</th> </tr> </thead> <tbody> <tr> <td>1</td> <td>4934.00</td> <td>40.85</td> <td>74.00</td> <td>-33.15</td> <td>56.28</td> <td>34.34</td> <td>7.79</td> <td>57.56</td> <td>--</td> <td>--</td> <td>Peak</td> </tr> <tr> <td>2</td> <td>7401.00</td> <td>43.23</td> <td>74.00</td> <td>-30.77</td> <td>57.01</td> <td>35.98</td> <td>9.20</td> <td>58.96</td> <td>--</td> <td>--</td> <td>Peak</td> </tr> </tbody> </table>	Limit	Read	Ant	Cable	Preamp	APos	TPos	Remark	Freq	Level	Line	Margin	Level	Factor	Loss	Factor	MHz	dBuV/m	dBuV/m	dB	dBuV	dB/m	dB	dB	1	4934.00	40.85	74.00	-33.15	56.28	34.34	7.79	57.56	--	--	Peak	2	7401.00	43.23	74.00	-30.77	57.01	35.98	9.20	58.96	--	--	Peak
	Limit	Read	Ant	Cable	Preamp	APos	TPos	Remark																																																																																										
Freq	Level	Line	Margin	Level	Factor	Loss	Factor																																																																																											
MHz	dBuV/m	dBuV/m	dB	dBuV	dB/m	dB	dB																																																																																											
1	4934.00	40.13	74.00	-33.87	55.56	34.34	7.79	57.56	--	--	Peak																																																																																							
2	7401.00	44.08	74.00	-29.92	57.86	35.98	9.20	58.96	--	--	Peak																																																																																							
Limit	Read	Ant	Cable	Preamp	APos	TPos	Remark																																																																																											
Freq	Level	Line	Margin	Level	Factor	Loss	Factor																																																																																											
MHz	dBuV/m	dBuV/m	dB	dBuV	dB/m	dB	dB																																																																																											
1	4934.00	40.85	74.00	-33.15	56.28	34.34	7.79	57.56	--	--	Peak																																																																																							
2	7401.00	43.23	74.00	-30.77	57.01	35.98	9.20	58.96	--	--	Peak																																																																																							



		10																																																																																																							
Mode		Band Edge																																																																																																							
		2400-2483.5_802.11g_CH13_2472MHz																																																																																																							
Pol.	Horizontal		Fundamental																																																																																																						
Peak	<table border="1"> <thead> <tr> <th colspan="2"></th> <th colspan="2">Limit</th> <th colspan="2">Read</th> <th colspan="2">Ant</th> <th colspan="2">Cable</th> <th colspan="2">Preamp</th> <th colspan="2">APos</th> <th colspan="2">TPos</th> <th colspan="2">Remark</th> </tr> <tr> <th>MHz</th> <th>Level</th> <th>dBuV/m</th> <th>dBuV/m</th> <th>dB</th> <th>dBuV</th> <th>dB/m</th> <th>dB</th> <th>dB</th> <th>dB</th> <th>dB</th> <th>cm</th> <th>deg</th> <th colspan="4"></th> </tr> </thead> <tbody> <tr> <td>1</td> <td>2484.00</td> <td>57.29</td> <td>74.00</td> <td>-16.71</td> <td>53.48</td> <td>32.40</td> <td>4.92</td> <td>33.51</td> <td>266</td> <td>191</td> <td colspan="6">Peak</td> </tr> </tbody> </table>			Limit		Read		Ant		Cable		Preamp		APos		TPos		Remark		MHz	Level	dBuV/m	dBuV/m	dB	dBuV	dB/m	dB	dB	dB	dB	cm	deg					1	2484.00	57.29	74.00	-16.71	53.48	32.40	4.92	33.51	266	191	Peak						<table border="1"> <thead> <tr> <th colspan="2"></th> <th colspan="2">Limit</th> <th colspan="2">Read</th> <th colspan="2">Ant</th> <th colspan="2">Cable</th> <th colspan="2">Preamp</th> <th colspan="2">APos</th> <th colspan="2">TPos</th> <th colspan="2">Remark</th> </tr> <tr> <th>MHz</th> <th>Level</th> <th>dBuV/m</th> <th>dBuV/m</th> <th>dB</th> <th>dBuV</th> <th>dB/m</th> <th>dB</th> <th>dB</th> <th>dB</th> <th>cm</th> <th>deg</th> <th colspan="4"></th> </tr> </thead> <tbody> <tr> <td>1</td> <td>2472.00</td> <td>99.85</td> <td>-----</td> <td>-----</td> <td>96.08</td> <td>32.39</td> <td>4.90</td> <td>33.52</td> <td>266</td> <td>191</td> <td colspan="6">Peak</td> </tr> </tbody> </table>			Limit		Read		Ant		Cable		Preamp		APos		TPos		Remark		MHz	Level	dBuV/m	dBuV/m	dB	dBuV	dB/m	dB	dB	dB	cm	deg					1	2472.00	99.85	-----	-----	96.08	32.39	4.90	33.52	266	191	Peak					
			Limit		Read		Ant		Cable		Preamp		APos		TPos		Remark																																																																																								
MHz	Level	dBuV/m	dBuV/m	dB	dBuV	dB/m	dB	dB	dB	dB	cm	deg																																																																																													
1	2484.00	57.29	74.00	-16.71	53.48	32.40	4.92	33.51	266	191	Peak																																																																																														
		Limit		Read		Ant		Cable		Preamp		APos		TPos		Remark																																																																																									
MHz	Level	dBuV/m	dBuV/m	dB	dBuV	dB/m	dB	dB	dB	cm	deg																																																																																														
1	2472.00	99.85	-----	-----	96.08	32.39	4.90	33.52	266	191	Peak																																																																																														
Avg	<table border="1"> <thead> <tr> <th colspan="2"></th> <th colspan="2">Limit</th> <th colspan="2">Read</th> <th colspan="2">Ant</th> <th colspan="2">Cable</th> <th colspan="2">Preamp</th> <th colspan="2">APos</th> <th colspan="2">TPos</th> <th colspan="2">Remark</th> </tr> <tr> <th>MHz</th> <th>Level</th> <th>dBuV/m</th> <th>dBuV/m</th> <th>dB</th> <th>dBuV</th> <th>dB/m</th> <th>dB</th> <th>dB</th> <th>dB</th> <th>cm</th> <th>deg</th> <th colspan="4"></th> </tr> </thead> <tbody> <tr> <td>1</td> <td>2484.20</td> <td>45.67</td> <td>54.00</td> <td>-8.33</td> <td>41.86</td> <td>32.40</td> <td>4.92</td> <td>33.51</td> <td>266</td> <td>191</td> <td colspan="6">Average</td> </tr> </tbody> </table>			Limit		Read		Ant		Cable		Preamp		APos		TPos		Remark		MHz	Level	dBuV/m	dBuV/m	dB	dBuV	dB/m	dB	dB	dB	cm	deg					1	2484.20	45.67	54.00	-8.33	41.86	32.40	4.92	33.51	266	191	Average						<table border="1"> <thead> <tr> <th colspan="2"></th> <th colspan="2">Limit</th> <th colspan="2">Read</th> <th colspan="2">Ant</th> <th colspan="2">Cable</th> <th colspan="2">Preamp</th> <th colspan="2">APos</th> <th colspan="2">TPos</th> <th colspan="2">Remark</th> </tr> <tr> <th>MHz</th> <th>Level</th> <th>dBuV/m</th> <th>dBuV/m</th> <th>dB</th> <th>dBuV</th> <th>dB/m</th> <th>dB</th> <th>dB</th> <th>dB</th> <th>cm</th> <th>deg</th> <th colspan="4"></th> </tr> </thead> <tbody> <tr> <td>1</td> <td>2472.00</td> <td>91.95</td> <td>-----</td> <td>-----</td> <td>88.18</td> <td>32.39</td> <td>4.90</td> <td>33.52</td> <td>266</td> <td>191</td> <td colspan="6">Average</td> </tr> </tbody> </table>			Limit		Read		Ant		Cable		Preamp		APos		TPos		Remark		MHz	Level	dBuV/m	dBuV/m	dB	dBuV	dB/m	dB	dB	dB	cm	deg					1	2472.00	91.95	-----	-----	88.18	32.39	4.90	33.52	266	191	Average						
		Limit		Read		Ant		Cable		Preamp		APos		TPos		Remark																																																																																									
MHz	Level	dBuV/m	dBuV/m	dB	dBuV	dB/m	dB	dB	dB	cm	deg																																																																																														
1	2484.20	45.67	54.00	-8.33	41.86	32.40	4.92	33.51	266	191	Average																																																																																														
		Limit		Read		Ant		Cable		Preamp		APos		TPos		Remark																																																																																									
MHz	Level	dBuV/m	dBuV/m	dB	dBuV	dB/m	dB	dB	dB	cm	deg																																																																																														
1	2472.00	91.95	-----	-----	88.18	32.39	4.90	33.52	266	191	Average																																																																																														



		10																																																																										
Mode		Band Edge																																																																										
		2400-2483.5_802.11g_CH13_2472MHz																																																																										
Pol.	Vertical	Fundamental																																																																										
Peak	<p style="text-align: right;">Date: 2024-02-03</p> <table border="1"> <thead> <tr> <th>Limit</th> <th>Read</th> <th>Ant</th> <th>Cable</th> <th>Preamp</th> <th>APos</th> <th>TPos</th> <th>Remark</th> </tr> <tr> <th>Freq</th> <th>Level</th> <th>Line Margin</th> <th>Level Factor</th> <th>Loss Factor</th> <th></th> <th></th> <th></th> </tr> <tr> <th>MHz</th> <th>dBuV/m</th> <th>dBuV/m</th> <th>dB</th> <th>dBuV</th> <th>dB/m</th> <th>dB</th> <th>cm</th> <th>deg</th> </tr> </thead> <tbody> <tr> <td>1</td> <td>2483.64</td> <td>55.92</td> <td>74.00</td> <td>-18.08</td> <td>52.12</td> <td>32.39</td> <td>4.92</td> <td>33.51</td> <td>136</td> <td>240</td> <td>Peak</td> </tr> </tbody> </table>	Limit	Read	Ant	Cable	Preamp	APos	TPos	Remark	Freq	Level	Line Margin	Level Factor	Loss Factor				MHz	dBuV/m	dBuV/m	dB	dBuV	dB/m	dB	cm	deg	1	2483.64	55.92	74.00	-18.08	52.12	32.39	4.92	33.51	136	240	Peak	<p style="text-align: right;">Date: 2024-02-03</p> <table border="1"> <thead> <tr> <th>Limit</th> <th>Read</th> <th>Ant</th> <th>Cable</th> <th>Preamp</th> <th>APos</th> <th>TPos</th> <th>Remark</th> </tr> <tr> <th>Freq</th> <th>Level</th> <th>Line Margin</th> <th>Level Factor</th> <th>Loss Factor</th> <th></th> <th></th> <th></th> </tr> <tr> <th>MHz</th> <th>dBuV/m</th> <th>dBuV/m</th> <th>dB</th> <th>dBuV</th> <th>dB/m</th> <th>dB</th> <th>cm</th> <th>deg</th> </tr> </thead> <tbody> <tr> <td>1</td> <td>2472.00</td> <td>96.21</td> <td>-----</td> <td>-----</td> <td>92.44</td> <td>32.39</td> <td>4.90</td> <td>33.52</td> <td>136</td> <td>240</td> <td>Peak</td> </tr> </tbody> </table>	Limit	Read	Ant	Cable	Preamp	APos	TPos	Remark	Freq	Level	Line Margin	Level Factor	Loss Factor				MHz	dBuV/m	dBuV/m	dB	dBuV	dB/m	dB	cm	deg	1	2472.00	96.21	-----	-----	92.44	32.39	4.90	33.52	136	240	Peak
Limit	Read	Ant	Cable	Preamp	APos	TPos	Remark																																																																					
Freq	Level	Line Margin	Level Factor	Loss Factor																																																																								
MHz	dBuV/m	dBuV/m	dB	dBuV	dB/m	dB	cm	deg																																																																				
1	2483.64	55.92	74.00	-18.08	52.12	32.39	4.92	33.51	136	240	Peak																																																																	
Limit	Read	Ant	Cable	Preamp	APos	TPos	Remark																																																																					
Freq	Level	Line Margin	Level Factor	Loss Factor																																																																								
MHz	dBuV/m	dBuV/m	dB	dBuV	dB/m	dB	cm	deg																																																																				
1	2472.00	96.21	-----	-----	92.44	32.39	4.90	33.52	136	240	Peak																																																																	
Avg	<p style="text-align: right;">Date: 2024-02-03</p> <table border="1"> <thead> <tr> <th>Limit</th> <th>Read</th> <th>Ant</th> <th>Cable</th> <th>Preamp</th> <th>APos</th> <th>TPos</th> <th>Remark</th> </tr> <tr> <th>Freq</th> <th>Level</th> <th>Line Margin</th> <th>Level Factor</th> <th>Loss Factor</th> <th></th> <th></th> <th></th> </tr> <tr> <th>MHz</th> <th>dBuV/m</th> <th>dBuV/m</th> <th>dB</th> <th>dBuV</th> <th>dB/m</th> <th>dB</th> <th>cm</th> <th>deg</th> </tr> </thead> <tbody> <tr> <td>1</td> <td>2484.20</td> <td>44.68</td> <td>54.00</td> <td>-9.32</td> <td>40.87</td> <td>32.40</td> <td>4.92</td> <td>33.51</td> <td>136</td> <td>240</td> <td>Average</td> </tr> </tbody> </table>	Limit	Read	Ant	Cable	Preamp	APos	TPos	Remark	Freq	Level	Line Margin	Level Factor	Loss Factor				MHz	dBuV/m	dBuV/m	dB	dBuV	dB/m	dB	cm	deg	1	2484.20	44.68	54.00	-9.32	40.87	32.40	4.92	33.51	136	240	Average	<p style="text-align: right;">Date: 2024-02-03</p> <table border="1"> <thead> <tr> <th>Limit</th> <th>Read</th> <th>Ant</th> <th>Cable</th> <th>Preamp</th> <th>APos</th> <th>TPos</th> <th>Remark</th> </tr> <tr> <th>Freq</th> <th>Level</th> <th>Line Margin</th> <th>Level Factor</th> <th>Loss Factor</th> <th></th> <th></th> <th></th> </tr> <tr> <th>MHz</th> <th>dBuV/m</th> <th>dBuV/m</th> <th>dB</th> <th>dBuV</th> <th>dB/m</th> <th>dB</th> <th>cm</th> <th>deg</th> </tr> </thead> <tbody> <tr> <td>1</td> <td>2472.00</td> <td>88.64</td> <td>-----</td> <td>-----</td> <td>84.87</td> <td>32.39</td> <td>4.90</td> <td>33.52</td> <td>136</td> <td>240</td> <td>Average</td> </tr> </tbody> </table>	Limit	Read	Ant	Cable	Preamp	APos	TPos	Remark	Freq	Level	Line Margin	Level Factor	Loss Factor				MHz	dBuV/m	dBuV/m	dB	dBuV	dB/m	dB	cm	deg	1	2472.00	88.64	-----	-----	84.87	32.39	4.90	33.52	136	240	Average
Limit	Read	Ant	Cable	Preamp	APos	TPos	Remark																																																																					
Freq	Level	Line Margin	Level Factor	Loss Factor																																																																								
MHz	dBuV/m	dBuV/m	dB	dBuV	dB/m	dB	cm	deg																																																																				
1	2484.20	44.68	54.00	-9.32	40.87	32.40	4.92	33.51	136	240	Average																																																																	
Limit	Read	Ant	Cable	Preamp	APos	TPos	Remark																																																																					
Freq	Level	Line Margin	Level Factor	Loss Factor																																																																								
MHz	dBuV/m	dBuV/m	dB	dBuV	dB/m	dB	cm	deg																																																																				
1	2472.00	88.64	-----	-----	84.87	32.39	4.90	33.52	136	240	Average																																																																	



Mode	10																																																																																																					
	Harmonic																																																																																																					
	2400-2483.5_802.11g_CH13_2472MHz																																																																																																					
Pol.	Horizontal	Vertical																																																																																																				
Peak Avg	<table border="1"> <thead> <tr> <th>Limit</th> <th>Read</th> <th>Ant</th> <th>Cable</th> <th>Preamp</th> <th>APos</th> <th>TPos</th> <th>Remark</th> </tr> <tr> <th>Freq</th> <th>Level</th> <th>Line</th> <th>Margin</th> <th>Level</th> <th>Factor</th> <th>Loss</th> <th>Factor</th> </tr> <tr> <th>MHz</th> <th>dBuV/m</th> <th>dBuV/m</th> <th>dB</th> <th>dBuV</th> <th>dB/m</th> <th>dB</th> <th>dB</th> <th>cm</th> <th>deg</th> </tr> </thead> <tbody> <tr> <td>1</td> <td>4944.00</td> <td>39.92</td> <td>74.00</td> <td>-34.08</td> <td>55.35</td> <td>34.33</td> <td>7.80</td> <td>57.56</td> <td>--</td> <td>--</td> <td>Peak</td> </tr> <tr> <td>2</td> <td>7416.00</td> <td>43.86</td> <td>74.00</td> <td>-30.14</td> <td>57.68</td> <td>35.96</td> <td>9.19</td> <td>58.97</td> <td>--</td> <td>--</td> <td>Peak</td> </tr> </tbody> </table>	Limit	Read	Ant	Cable	Preamp	APos	TPos	Remark	Freq	Level	Line	Margin	Level	Factor	Loss	Factor	MHz	dBuV/m	dBuV/m	dB	dBuV	dB/m	dB	dB	cm	deg	1	4944.00	39.92	74.00	-34.08	55.35	34.33	7.80	57.56	--	--	Peak	2	7416.00	43.86	74.00	-30.14	57.68	35.96	9.19	58.97	--	--	Peak	<table border="1"> <thead> <tr> <th>Limit</th> <th>Read</th> <th>Ant</th> <th>Cable</th> <th>Preamp</th> <th>APos</th> <th>TPos</th> <th>Remark</th> </tr> <tr> <th>Freq</th> <th>Level</th> <th>Line</th> <th>Margin</th> <th>Level</th> <th>Factor</th> <th>Loss</th> <th>Factor</th> </tr> <tr> <th>MHz</th> <th>dBuV/m</th> <th>dBuV/m</th> <th>dB</th> <th>dBuV</th> <th>dB/m</th> <th>dB</th> <th>dB</th> <th>cm</th> <th>deg</th> </tr> </thead> <tbody> <tr> <td>1</td> <td>4944.00</td> <td>39.92</td> <td>74.00</td> <td>-34.08</td> <td>55.35</td> <td>34.33</td> <td>7.80</td> <td>57.56</td> <td>--</td> <td>--</td> <td>Peak</td> </tr> <tr> <td>2</td> <td>7416.00</td> <td>43.63</td> <td>74.00</td> <td>-30.37</td> <td>57.45</td> <td>35.96</td> <td>9.19</td> <td>58.97</td> <td>--</td> <td>--</td> <td>Peak</td> </tr> </tbody> </table>	Limit	Read	Ant	Cable	Preamp	APos	TPos	Remark	Freq	Level	Line	Margin	Level	Factor	Loss	Factor	MHz	dBuV/m	dBuV/m	dB	dBuV	dB/m	dB	dB	cm	deg	1	4944.00	39.92	74.00	-34.08	55.35	34.33	7.80	57.56	--	--	Peak	2	7416.00	43.63	74.00	-30.37	57.45	35.96	9.19	58.97	--	--	Peak
	Limit	Read	Ant	Cable	Preamp	APos	TPos	Remark																																																																																														
Freq	Level	Line	Margin	Level	Factor	Loss	Factor																																																																																															
MHz	dBuV/m	dBuV/m	dB	dBuV	dB/m	dB	dB	cm	deg																																																																																													
1	4944.00	39.92	74.00	-34.08	55.35	34.33	7.80	57.56	--	--	Peak																																																																																											
2	7416.00	43.86	74.00	-30.14	57.68	35.96	9.19	58.97	--	--	Peak																																																																																											
Limit	Read	Ant	Cable	Preamp	APos	TPos	Remark																																																																																															
Freq	Level	Line	Margin	Level	Factor	Loss	Factor																																																																																															
MHz	dBuV/m	dBuV/m	dB	dBuV	dB/m	dB	dB	cm	deg																																																																																													
1	4944.00	39.92	74.00	-34.08	55.35	34.33	7.80	57.56	--	--	Peak																																																																																											
2	7416.00	43.63	74.00	-30.37	57.45	35.96	9.19	58.97	--	--	Peak																																																																																											



Mode		11																																																																												
		Band Edge																																																																												
		2400-2483.5_802.11n HT20_CH01_2412MHz																																																																												
Pol.	Horizontal	Fundamental																																																																												
Peak	<table border="1"> <thead> <tr> <th>Limit</th> <th>Read</th> <th>Ant</th> <th>Cable</th> <th>Preamp</th> <th>APos</th> <th>TPos</th> <th>Remark</th> </tr> <tr> <th>Freq</th> <th>Level</th> <th>Line Margin</th> <th>Level Factor</th> <th>Loss Factor</th> <th></th> <th></th> <th></th> </tr> <tr> <th>MHz</th> <th>dBuV/m</th> <th>dBuV/m</th> <th>dB</th> <th>dBuV</th> <th>dB/m</th> <th>dB</th> <th>dB</th> <th>cm</th> <th>deg</th> </tr> </thead> <tbody> <tr> <td>1</td> <td>2390.00</td> <td>60.17</td> <td>74.00</td> <td>-13.83</td> <td>56.58</td> <td>32.36</td> <td>4.80</td> <td>33.57</td> <td>326</td> <td>186</td> <td>Peak</td> </tr> </tbody> </table>	Limit	Read	Ant	Cable	Preamp	APos	TPos	Remark	Freq	Level	Line Margin	Level Factor	Loss Factor				MHz	dBuV/m	dBuV/m	dB	dBuV	dB/m	dB	dB	cm	deg	1	2390.00	60.17	74.00	-13.83	56.58	32.36	4.80	33.57	326	186	Peak	<table border="1"> <thead> <tr> <th>Limit</th> <th>Read</th> <th>Ant</th> <th>Cable</th> <th>Preamp</th> <th>APos</th> <th>TPos</th> <th>Remark</th> </tr> <tr> <th>Freq</th> <th>Level</th> <th>Line Margin</th> <th>Level Factor</th> <th>Loss Factor</th> <th></th> <th></th> <th></th> </tr> <tr> <th>MHz</th> <th>dBuV/m</th> <th>dBuV/m</th> <th>dB</th> <th>dBuV</th> <th>dB/m</th> <th>dB</th> <th>dB</th> <th>cm</th> <th>deg</th> </tr> </thead> <tbody> <tr> <td>1</td> <td>2412.00</td> <td>106.16</td> <td>-----</td> <td>-----</td> <td>102.52</td> <td>32.37</td> <td>4.82</td> <td>33.55</td> <td>326</td> <td>186</td> <td>Peak</td> </tr> </tbody> </table>	Limit	Read	Ant	Cable	Preamp	APos	TPos	Remark	Freq	Level	Line Margin	Level Factor	Loss Factor				MHz	dBuV/m	dBuV/m	dB	dBuV	dB/m	dB	dB	cm	deg	1	2412.00	106.16	-----	-----	102.52	32.37	4.82	33.55	326	186	Peak
	Limit	Read	Ant	Cable	Preamp	APos	TPos	Remark																																																																						
Freq	Level	Line Margin	Level Factor	Loss Factor																																																																										
MHz	dBuV/m	dBuV/m	dB	dBuV	dB/m	dB	dB	cm	deg																																																																					
1	2390.00	60.17	74.00	-13.83	56.58	32.36	4.80	33.57	326	186	Peak																																																																			
Limit	Read	Ant	Cable	Preamp	APos	TPos	Remark																																																																							
Freq	Level	Line Margin	Level Factor	Loss Factor																																																																										
MHz	dBuV/m	dBuV/m	dB	dBuV	dB/m	dB	dB	cm	deg																																																																					
1	2412.00	106.16	-----	-----	102.52	32.37	4.82	33.55	326	186	Peak																																																																			
Avg	<table border="1"> <thead> <tr> <th>Limit</th> <th>Read</th> <th>Ant</th> <th>Cable</th> <th>Preamp</th> <th>APos</th> <th>TPos</th> <th>Remark</th> </tr> <tr> <th>Freq</th> <th>Level</th> <th>Line Margin</th> <th>Level Factor</th> <th>Loss Factor</th> <th></th> <th></th> <th></th> </tr> <tr> <th>MHz</th> <th>dBuV/m</th> <th>dBuV/m</th> <th>dB</th> <th>dBuV</th> <th>dB/m</th> <th>dB</th> <th>dB</th> <th>cm</th> <th>deg</th> </tr> </thead> <tbody> <tr> <td>1</td> <td>2390.00</td> <td>45.96</td> <td>54.00</td> <td>-8.04</td> <td>42.37</td> <td>32.36</td> <td>4.80</td> <td>33.57</td> <td>326</td> <td>186</td> <td>Average</td> </tr> </tbody> </table>	Limit	Read	Ant	Cable	Preamp	APos	TPos	Remark	Freq	Level	Line Margin	Level Factor	Loss Factor				MHz	dBuV/m	dBuV/m	dB	dBuV	dB/m	dB	dB	cm	deg	1	2390.00	45.96	54.00	-8.04	42.37	32.36	4.80	33.57	326	186	Average	<table border="1"> <thead> <tr> <th>Limit</th> <th>Read</th> <th>Ant</th> <th>Cable</th> <th>Preamp</th> <th>APos</th> <th>TPos</th> <th>Remark</th> </tr> <tr> <th>Freq</th> <th>Level</th> <th>Line Margin</th> <th>Level Factor</th> <th>Loss Factor</th> <th></th> <th></th> <th></th> </tr> <tr> <th>MHz</th> <th>dBuV/m</th> <th>dBuV/m</th> <th>dB</th> <th>dBuV</th> <th>dB/m</th> <th>dB</th> <th>dB</th> <th>cm</th> <th>deg</th> </tr> </thead> <tbody> <tr> <td>1</td> <td>2412.00</td> <td>98.03</td> <td>-----</td> <td>-----</td> <td>94.39</td> <td>32.37</td> <td>4.82</td> <td>33.55</td> <td>326</td> <td>186</td> <td>Average</td> </tr> </tbody> </table>	Limit	Read	Ant	Cable	Preamp	APos	TPos	Remark	Freq	Level	Line Margin	Level Factor	Loss Factor				MHz	dBuV/m	dBuV/m	dB	dBuV	dB/m	dB	dB	cm	deg	1	2412.00	98.03	-----	-----	94.39	32.37	4.82	33.55	326	186	Average
Limit	Read	Ant	Cable	Preamp	APos	TPos	Remark																																																																							
Freq	Level	Line Margin	Level Factor	Loss Factor																																																																										
MHz	dBuV/m	dBuV/m	dB	dBuV	dB/m	dB	dB	cm	deg																																																																					
1	2390.00	45.96	54.00	-8.04	42.37	32.36	4.80	33.57	326	186	Average																																																																			
Limit	Read	Ant	Cable	Preamp	APos	TPos	Remark																																																																							
Freq	Level	Line Margin	Level Factor	Loss Factor																																																																										
MHz	dBuV/m	dBuV/m	dB	dBuV	dB/m	dB	dB	cm	deg																																																																					
1	2412.00	98.03	-----	-----	94.39	32.37	4.82	33.55	326	186	Average																																																																			



		11																																																																										
Mode	Band Edge																																																																											
	2400-2483.5_802.11n HT20_CH01_2412MHz																																																																											
Pol.	Vertical		Fundamental																																																																									
Peak	<p style="text-align: right;">Date: 2024-02-03</p>		<p style="text-align: right;">Date: 2024-02-03</p>																																																																									
	<table border="1"> <thead> <tr> <th>Limit</th> <th>Read</th> <th>Ant</th> <th>Cable</th> <th>Preamp</th> <th>APos</th> <th>TPos</th> <th>Remark</th> </tr> <tr> <th>Freq</th> <th>Level</th> <th>Line Margin</th> <th>Level Factor</th> <th>Loss Factor</th> <th></th> <th></th> <th></th> </tr> <tr> <th>MHz</th> <th>dBuV/m</th> <th>dBuV/m</th> <th>dB</th> <th>dBuV</th> <th>dB/m</th> <th>dB</th> <th>cm</th> <th>deg</th> </tr> </thead> <tbody> <tr> <td>1</td> <td>2389.80</td> <td>56.57</td> <td>74.00</td> <td>-17.43</td> <td>52.98</td> <td>32.36</td> <td>4.80</td> <td>33.57</td> <td>279</td> <td>98</td> <td>Peak</td> </tr> </tbody> </table>		Limit	Read	Ant	Cable	Preamp	APos	TPos	Remark	Freq	Level	Line Margin	Level Factor	Loss Factor				MHz	dBuV/m	dBuV/m	dB	dBuV	dB/m	dB	cm	deg	1	2389.80	56.57	74.00	-17.43	52.98	32.36	4.80	33.57	279	98	Peak	<table border="1"> <thead> <tr> <th>Limit</th> <th>Read</th> <th>Ant</th> <th>Cable</th> <th>Preamp</th> <th>APos</th> <th>TPos</th> <th>Remark</th> </tr> <tr> <th>Freq</th> <th>Level</th> <th>Line Margin</th> <th>Level Factor</th> <th>Loss Factor</th> <th></th> <th></th> <th></th> </tr> <tr> <th>MHz</th> <th>dBuV/m</th> <th>dBuV/m</th> <th>dB</th> <th>dBuV</th> <th>dB/m</th> <th>dB</th> <th>cm</th> <th>deg</th> </tr> </thead> <tbody> <tr> <td>1</td> <td>2412.00</td> <td>103.73</td> <td>-----</td> <td>-----</td> <td>100.09</td> <td>32.37</td> <td>4.82</td> <td>33.55</td> <td>279</td> <td>98</td> <td>Peak</td> </tr> </tbody> </table>	Limit	Read	Ant	Cable	Preamp	APos	TPos	Remark	Freq	Level	Line Margin	Level Factor	Loss Factor				MHz	dBuV/m	dBuV/m	dB	dBuV	dB/m	dB	cm	deg	1	2412.00	103.73	-----	-----	100.09	32.37	4.82	33.55	279	98
Limit	Read	Ant	Cable	Preamp	APos	TPos	Remark																																																																					
Freq	Level	Line Margin	Level Factor	Loss Factor																																																																								
MHz	dBuV/m	dBuV/m	dB	dBuV	dB/m	dB	cm	deg																																																																				
1	2389.80	56.57	74.00	-17.43	52.98	32.36	4.80	33.57	279	98	Peak																																																																	
Limit	Read	Ant	Cable	Preamp	APos	TPos	Remark																																																																					
Freq	Level	Line Margin	Level Factor	Loss Factor																																																																								
MHz	dBuV/m	dBuV/m	dB	dBuV	dB/m	dB	cm	deg																																																																				
1	2412.00	103.73	-----	-----	100.09	32.37	4.82	33.55	279	98	Peak																																																																	
Avg	<p style="text-align: right;">Date: 2024-02-03</p>		<p style="text-align: right;">Date: 2024-02-03</p>																																																																									
	<table border="1"> <thead> <tr> <th>Limit</th> <th>Read</th> <th>Ant</th> <th>Cable</th> <th>Preamp</th> <th>APos</th> <th>TPos</th> <th>Remark</th> </tr> <tr> <th>Freq</th> <th>Level</th> <th>Line Margin</th> <th>Level Factor</th> <th>Loss Factor</th> <th></th> <th></th> <th></th> </tr> <tr> <th>MHz</th> <th>dBuV/m</th> <th>dBuV/m</th> <th>dB</th> <th>dBuV</th> <th>dB/m</th> <th>dB</th> <th>cm</th> <th>deg</th> </tr> </thead> <tbody> <tr> <td>1</td> <td>2390.00</td> <td>44.09</td> <td>54.00</td> <td>-9.91</td> <td>40.50</td> <td>32.36</td> <td>4.80</td> <td>33.57</td> <td>279</td> <td>98</td> <td>Average</td> </tr> </tbody> </table>		Limit	Read	Ant	Cable	Preamp	APos	TPos	Remark	Freq	Level	Line Margin	Level Factor	Loss Factor				MHz	dBuV/m	dBuV/m	dB	dBuV	dB/m	dB	cm	deg	1	2390.00	44.09	54.00	-9.91	40.50	32.36	4.80	33.57	279	98	Average	<table border="1"> <thead> <tr> <th>Limit</th> <th>Read</th> <th>Ant</th> <th>Cable</th> <th>Preamp</th> <th>APos</th> <th>TPos</th> <th>Remark</th> </tr> <tr> <th>Freq</th> <th>Level</th> <th>Line Margin</th> <th>Level Factor</th> <th>Loss Factor</th> <th></th> <th></th> <th></th> </tr> <tr> <th>MHz</th> <th>dBuV/m</th> <th>dBuV/m</th> <th>dB</th> <th>dBuV</th> <th>dB/m</th> <th>dB</th> <th>cm</th> <th>deg</th> </tr> </thead> <tbody> <tr> <td>1</td> <td>2412.00</td> <td>96.22</td> <td>-----</td> <td>-----</td> <td>92.58</td> <td>32.37</td> <td>4.82</td> <td>33.55</td> <td>279</td> <td>98</td> <td>Average</td> </tr> </tbody> </table>	Limit	Read	Ant	Cable	Preamp	APos	TPos	Remark	Freq	Level	Line Margin	Level Factor	Loss Factor				MHz	dBuV/m	dBuV/m	dB	dBuV	dB/m	dB	cm	deg	1	2412.00	96.22	-----	-----	92.58	32.37	4.82	33.55	279	98
Limit	Read	Ant	Cable	Preamp	APos	TPos	Remark																																																																					
Freq	Level	Line Margin	Level Factor	Loss Factor																																																																								
MHz	dBuV/m	dBuV/m	dB	dBuV	dB/m	dB	cm	deg																																																																				
1	2390.00	44.09	54.00	-9.91	40.50	32.36	4.80	33.57	279	98	Average																																																																	
Limit	Read	Ant	Cable	Preamp	APos	TPos	Remark																																																																					
Freq	Level	Line Margin	Level Factor	Loss Factor																																																																								
MHz	dBuV/m	dBuV/m	dB	dBuV	dB/m	dB	cm	deg																																																																				
1	2412.00	96.22	-----	-----	92.58	32.37	4.82	33.55	279	98	Average																																																																	



Mode	11																																																																							
	Harmonic																																																																							
	2400-2483.5_802.11n HT20 _CH01_2412MHz																																																																							
Pol.	Horizontal	Vertical																																																																						
Peak Avg	<p>Horizontal Peak Graph: Level (dBuV/m) vs Frequency (MHz). Date: 2024-02-03. Peak at 4824.00 MHz (40.92 dBuV/m). Average level at 52.5 dBuV/m.</p> <table border="1"> <thead> <tr> <th>Limit</th> <th>Read</th> <th>Ant</th> <th>Cable</th> <th>Preamp</th> <th>APos</th> <th>TPos</th> <th>Remark</th> </tr> <tr> <th>Freq</th> <th>Level</th> <th>Line Margin</th> <th>Level Factor</th> <th>Loss Factor</th> <th></th> <th></th> <th></th> </tr> <tr> <th>MHz</th> <th>dBuV/m</th> <th>dBuV/m</th> <th>dB</th> <th>dBuV</th> <th>dB/m</th> <th>dB</th> <th>cm</th> <th>deg</th> </tr> </thead> <tbody> <tr> <td>1</td> <td>4824.00</td> <td>40.92</td> <td>74.00</td> <td>-33.08</td> <td>56.25</td> <td>34.40</td> <td>7.75</td> <td>57.48</td> <td>-- -- Peak</td> </tr> </tbody> </table>	Limit	Read	Ant	Cable	Preamp	APos	TPos	Remark	Freq	Level	Line Margin	Level Factor	Loss Factor				MHz	dBuV/m	dBuV/m	dB	dBuV	dB/m	dB	cm	deg	1	4824.00	40.92	74.00	-33.08	56.25	34.40	7.75	57.48	-- -- Peak	<p>Vertical Peak Graph: Level (dBuV/m) vs Frequency (MHz). Date: 2024-02-03. Peak at 4824.00 MHz (40.10 dBuV/m). Average level at 52.5 dBuV/m.</p> <table border="1"> <thead> <tr> <th>Limit</th> <th>Read</th> <th>Ant</th> <th>Cable</th> <th>Preamp</th> <th>APos</th> <th>TPos</th> <th>Remark</th> </tr> <tr> <th>Freq</th> <th>Level</th> <th>Line Margin</th> <th>Level Factor</th> <th>Loss Factor</th> <th></th> <th></th> <th></th> </tr> <tr> <th>MHz</th> <th>dBuV/m</th> <th>dBuV/m</th> <th>dB</th> <th>dBuV</th> <th>dB/m</th> <th>dB</th> <th>cm</th> <th>deg</th> </tr> </thead> <tbody> <tr> <td>1</td> <td>4824.00</td> <td>40.10</td> <td>74.00</td> <td>-33.90</td> <td>55.43</td> <td>34.40</td> <td>7.75</td> <td>57.48</td> <td>-- -- Peak</td> </tr> </tbody> </table>	Limit	Read	Ant	Cable	Preamp	APos	TPos	Remark	Freq	Level	Line Margin	Level Factor	Loss Factor				MHz	dBuV/m	dBuV/m	dB	dBuV	dB/m	dB	cm	deg	1	4824.00	40.10	74.00	-33.90	55.43	34.40	7.75	57.48	-- -- Peak
	Limit	Read	Ant	Cable	Preamp	APos	TPos	Remark																																																																
Freq	Level	Line Margin	Level Factor	Loss Factor																																																																				
MHz	dBuV/m	dBuV/m	dB	dBuV	dB/m	dB	cm	deg																																																																
1	4824.00	40.92	74.00	-33.08	56.25	34.40	7.75	57.48	-- -- Peak																																																															
Limit	Read	Ant	Cable	Preamp	APos	TPos	Remark																																																																	
Freq	Level	Line Margin	Level Factor	Loss Factor																																																																				
MHz	dBuV/m	dBuV/m	dB	dBuV	dB/m	dB	cm	deg																																																																
1	4824.00	40.10	74.00	-33.90	55.43	34.40	7.75	57.48	-- -- Peak																																																															



Mode	12																																																																																																	
	Harmonic																																																																																																	
	2400-2483.5_802.11n HT20 _CH06_2437MHz																																																																																																	
Pol.	Horizontal	Vertical																																																																																																
Peak Avg	<p>Date: 2024-02-03</p> <table border="1"> <thead> <tr> <th>Limit</th> <th>Read</th> <th>Ant</th> <th>Cable</th> <th>Preamp</th> <th>APos</th> <th>TPos</th> <th>Remark</th> </tr> <tr> <th>Freq</th> <th>Level</th> <th>Line</th> <th>Margin</th> <th>Level</th> <th>Factor</th> <th>Loss</th> <th>Factor</th> </tr> <tr> <th>MHz</th> <th>dBuV/m</th> <th>dBuV/m</th> <th>dB</th> <th>dBuV</th> <th>dB/m</th> <th>dB</th> <th>dB</th> </tr> </thead> <tbody> <tr> <td>1</td> <td>4874.00</td> <td>41.23</td> <td>74.00</td> <td>-32.77</td> <td>56.61</td> <td>34.37</td> <td>7.77</td> <td>57.52</td> <td>--</td> <td>--</td> <td>Peak</td> </tr> <tr> <td>2</td> <td>7311.00</td> <td>49.05</td> <td>74.00</td> <td>-24.95</td> <td>62.99</td> <td>36.05</td> <td>8.93</td> <td>58.92</td> <td>--</td> <td>--</td> <td>Peak</td> </tr> </tbody> </table>	Limit	Read	Ant	Cable	Preamp	APos	TPos	Remark	Freq	Level	Line	Margin	Level	Factor	Loss	Factor	MHz	dBuV/m	dBuV/m	dB	dBuV	dB/m	dB	dB	1	4874.00	41.23	74.00	-32.77	56.61	34.37	7.77	57.52	--	--	Peak	2	7311.00	49.05	74.00	-24.95	62.99	36.05	8.93	58.92	--	--	Peak	<p>Date: 2024-02-03</p> <table border="1"> <thead> <tr> <th>Limit</th> <th>Read</th> <th>Ant</th> <th>Cable</th> <th>Preamp</th> <th>APos</th> <th>TPos</th> <th>Remark</th> </tr> <tr> <th>Freq</th> <th>Level</th> <th>Line</th> <th>Margin</th> <th>Level</th> <th>Factor</th> <th>Loss</th> <th>Factor</th> </tr> <tr> <th>MHz</th> <th>dBuV/m</th> <th>dBuV/m</th> <th>dB</th> <th>dBuV</th> <th>dB/m</th> <th>dB</th> <th>dB</th> </tr> </thead> <tbody> <tr> <td>1</td> <td>4874.00</td> <td>39.88</td> <td>74.00</td> <td>-34.12</td> <td>55.26</td> <td>34.37</td> <td>7.77</td> <td>57.52</td> <td>--</td> <td>--</td> <td>Peak</td> </tr> <tr> <td>2</td> <td>7311.00</td> <td>47.23</td> <td>74.00</td> <td>-26.77</td> <td>61.17</td> <td>36.05</td> <td>8.93</td> <td>58.92</td> <td>--</td> <td>--</td> <td>Peak</td> </tr> </tbody> </table>	Limit	Read	Ant	Cable	Preamp	APos	TPos	Remark	Freq	Level	Line	Margin	Level	Factor	Loss	Factor	MHz	dBuV/m	dBuV/m	dB	dBuV	dB/m	dB	dB	1	4874.00	39.88	74.00	-34.12	55.26	34.37	7.77	57.52	--	--	Peak	2	7311.00	47.23	74.00	-26.77	61.17	36.05	8.93	58.92	--	--	Peak
	Limit	Read	Ant	Cable	Preamp	APos	TPos	Remark																																																																																										
Freq	Level	Line	Margin	Level	Factor	Loss	Factor																																																																																											
MHz	dBuV/m	dBuV/m	dB	dBuV	dB/m	dB	dB																																																																																											
1	4874.00	41.23	74.00	-32.77	56.61	34.37	7.77	57.52	--	--	Peak																																																																																							
2	7311.00	49.05	74.00	-24.95	62.99	36.05	8.93	58.92	--	--	Peak																																																																																							
Limit	Read	Ant	Cable	Preamp	APos	TPos	Remark																																																																																											
Freq	Level	Line	Margin	Level	Factor	Loss	Factor																																																																																											
MHz	dBuV/m	dBuV/m	dB	dBuV	dB/m	dB	dB																																																																																											
1	4874.00	39.88	74.00	-34.12	55.26	34.37	7.77	57.52	--	--	Peak																																																																																							
2	7311.00	47.23	74.00	-26.77	61.17	36.05	8.93	58.92	--	--	Peak																																																																																							



		13																																																																								
Mode	Band Edge																																																																									
	2400-2483.5_802.11n HT20_CH11_2462MHz																																																																									
Pol.	Horizontal		Fundamental																																																																							
Peak																																																																										
	<table border="1"> <thead> <tr> <th>Limit</th> <th>Read</th> <th>Ant</th> <th>Cable</th> <th>Preamp</th> <th>APos</th> <th>TPos</th> <th>Remark</th> </tr> <tr> <th>Freq</th> <th>Level</th> <th>Line</th> <th>Level</th> <th>Factor</th> <th>Loss</th> <th>Factor</th> <th></th> </tr> <tr> <th>MHz</th> <th>dBuV/m</th> <th>dBuV/m</th> <th>dB</th> <th>dBuV</th> <th>dB/m</th> <th>dB</th> <th>cm</th> </tr> </thead> <tbody> <tr> <td>1</td> <td>2484.60</td> <td>60.93</td> <td>74.00</td> <td>-13.07</td> <td>57.12</td> <td>32.40</td> <td>4.92</td> <td>33.51</td> <td>273</td> <td>192</td> <td>Peak</td> </tr> </tbody> </table>		Limit	Read	Ant	Cable	Preamp	APos	TPos	Remark	Freq	Level	Line	Level	Factor	Loss	Factor		MHz	dBuV/m	dBuV/m	dB	dBuV	dB/m	dB	cm	1	2484.60	60.93	74.00	-13.07	57.12	32.40	4.92	33.51	273	192	Peak	<table border="1"> <thead> <tr> <th>Limit</th> <th>Read</th> <th>Ant</th> <th>Cable</th> <th>Preamp</th> <th>APos</th> <th>TPos</th> <th>Remark</th> </tr> <tr> <th>Freq</th> <th>Level</th> <th>Line</th> <th>Level</th> <th>Factor</th> <th>Loss</th> <th>Factor</th> <th></th> </tr> <tr> <th>MHz</th> <th>dBuV/m</th> <th>dBuV/m</th> <th>dB</th> <th>dBuV</th> <th>dB/m</th> <th>dB</th> <th>cm</th> </tr> </thead> <tbody> <tr> <td>1</td> <td>2462.00</td> <td>105.56</td> <td>-----</td> <td>-----</td> <td>101.81</td> <td>32.39</td> <td>4.89</td> <td>33.53</td> <td>273</td> <td>192</td> <td>Peak</td> </tr> </tbody> </table>	Limit	Read	Ant	Cable	Preamp	APos	TPos	Remark	Freq	Level	Line	Level	Factor	Loss	Factor		MHz	dBuV/m	dBuV/m	dB	dBuV	dB/m	dB	cm	1	2462.00	105.56	-----	-----	101.81	32.39	4.89	33.53	273	192
Limit	Read	Ant	Cable	Preamp	APos	TPos	Remark																																																																			
Freq	Level	Line	Level	Factor	Loss	Factor																																																																				
MHz	dBuV/m	dBuV/m	dB	dBuV	dB/m	dB	cm																																																																			
1	2484.60	60.93	74.00	-13.07	57.12	32.40	4.92	33.51	273	192	Peak																																																															
Limit	Read	Ant	Cable	Preamp	APos	TPos	Remark																																																																			
Freq	Level	Line	Level	Factor	Loss	Factor																																																																				
MHz	dBuV/m	dBuV/m	dB	dBuV	dB/m	dB	cm																																																																			
1	2462.00	105.56	-----	-----	101.81	32.39	4.89	33.53	273	192	Peak																																																															
Avg																																																																										
	<table border="1"> <thead> <tr> <th>Limit</th> <th>Read</th> <th>Ant</th> <th>Cable</th> <th>Preamp</th> <th>APos</th> <th>TPos</th> <th>Remark</th> </tr> <tr> <th>Freq</th> <th>Level</th> <th>Line</th> <th>Level</th> <th>Factor</th> <th>Loss</th> <th>Factor</th> <th></th> </tr> <tr> <th>MHz</th> <th>dBuV/m</th> <th>dBuV/m</th> <th>dB</th> <th>dBuV</th> <th>dB/m</th> <th>dB</th> <th>cm</th> </tr> </thead> <tbody> <tr> <td>1</td> <td>2483.52</td> <td>44.07</td> <td>54.00</td> <td>-9.93</td> <td>40.27</td> <td>32.39</td> <td>4.92</td> <td>33.51</td> <td>273</td> <td>192</td> <td>Average</td> </tr> </tbody> </table>		Limit	Read	Ant	Cable	Preamp	APos	TPos	Remark	Freq	Level	Line	Level	Factor	Loss	Factor		MHz	dBuV/m	dBuV/m	dB	dBuV	dB/m	dB	cm	1	2483.52	44.07	54.00	-9.93	40.27	32.39	4.92	33.51	273	192	Average	<table border="1"> <thead> <tr> <th>Limit</th> <th>Read</th> <th>Ant</th> <th>Cable</th> <th>Preamp</th> <th>APos</th> <th>TPos</th> <th>Remark</th> </tr> <tr> <th>Freq</th> <th>Level</th> <th>Line</th> <th>Level</th> <th>Factor</th> <th>Loss</th> <th>Factor</th> <th></th> </tr> <tr> <th>MHz</th> <th>dBuV/m</th> <th>dBuV/m</th> <th>dB</th> <th>dBuV</th> <th>dB/m</th> <th>dB</th> <th>cm</th> </tr> </thead> <tbody> <tr> <td>1</td> <td>2462.00</td> <td>98.04</td> <td>-----</td> <td>-----</td> <td>94.29</td> <td>32.39</td> <td>4.89</td> <td>33.53</td> <td>273</td> <td>192</td> <td>Average</td> </tr> </tbody> </table>	Limit	Read	Ant	Cable	Preamp	APos	TPos	Remark	Freq	Level	Line	Level	Factor	Loss	Factor		MHz	dBuV/m	dBuV/m	dB	dBuV	dB/m	dB	cm	1	2462.00	98.04	-----	-----	94.29	32.39	4.89	33.53	273	192
Limit	Read	Ant	Cable	Preamp	APos	TPos	Remark																																																																			
Freq	Level	Line	Level	Factor	Loss	Factor																																																																				
MHz	dBuV/m	dBuV/m	dB	dBuV	dB/m	dB	cm																																																																			
1	2483.52	44.07	54.00	-9.93	40.27	32.39	4.92	33.51	273	192	Average																																																															
Limit	Read	Ant	Cable	Preamp	APos	TPos	Remark																																																																			
Freq	Level	Line	Level	Factor	Loss	Factor																																																																				
MHz	dBuV/m	dBuV/m	dB	dBuV	dB/m	dB	cm																																																																			
1	2462.00	98.04	-----	-----	94.29	32.39	4.89	33.53	273	192	Average																																																															