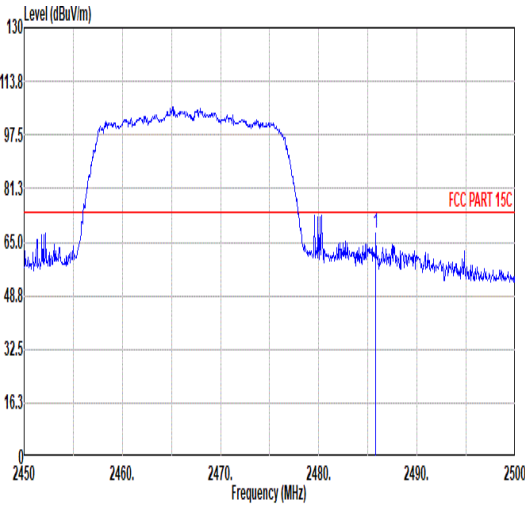
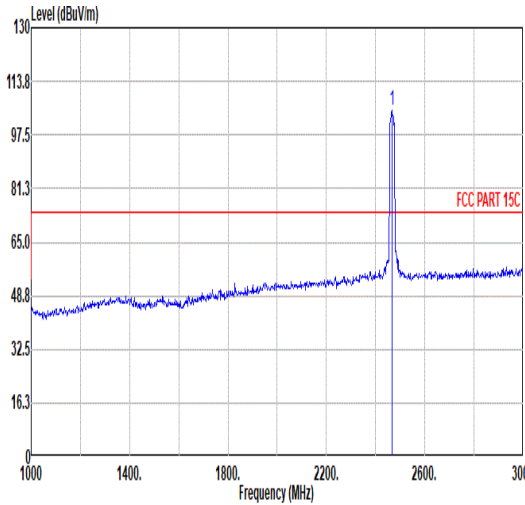
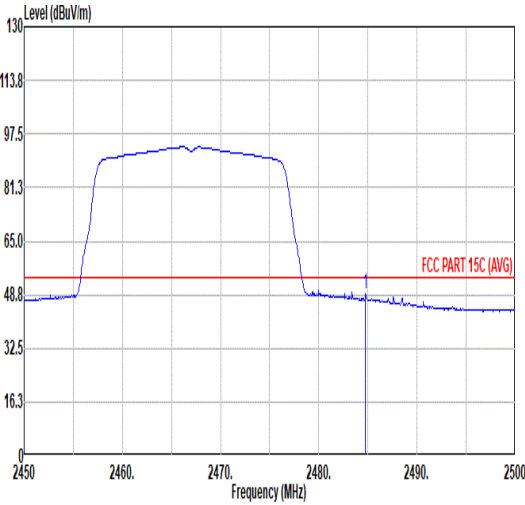
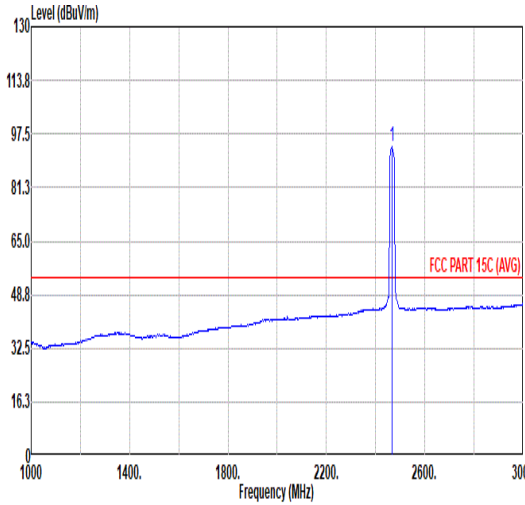




		52																																																																																	
Mode	Band Edge																																																																																		
	2400-2483.5_802.11ax HE20_CH12_2467MHz																																																																																		
ANT	1																																																																																		
Pol.	Horizontal	Fundamental																																																																																	
Peak	 <p>Level (dBuV/m) vs Frequency (MHz) plot for Horizontal polarization. The plot shows a wideband signal between 2450 and 2500 MHz. A red horizontal line indicates the FCC PART 15C limit at approximately 74 dBuV/m. A sharp peak is visible at 2467 MHz.</p> <table border="1"> <thead> <tr> <th>Limit</th> <th>Over</th> <th>Read</th> <th>Ant</th> <th>Cable</th> <th>Preamp</th> <th>Aux</th> <th>APos</th> <th>TPos</th> </tr> <tr> <th>Freq</th> <th>Level</th> <th>Line</th> <th>Level</th> <th>Factor</th> <th>Loss</th> <th>Factor</th> <th>Factor</th> <th>Remark</th> </tr> <tr> <th>MHz</th> <th>dBuV/m</th> <th>dBuV/m</th> <th>dB</th> <th>dBuV</th> <th>dB/m</th> <th>dB</th> <th>dB</th> <th>cm</th> <th>deg</th> </tr> </thead> <tbody> <tr> <td>1</td> <td>2485.80</td> <td>67.68</td> <td>74.00</td> <td>-6.32</td> <td>51.28</td> <td>32.40</td> <td>8.88</td> <td>30.88</td> <td>6.00</td> <td>309</td> <td>302</td> <td>PEAK</td> </tr> </tbody> </table>	Limit	Over	Read	Ant	Cable	Preamp	Aux	APos	TPos	Freq	Level	Line	Level	Factor	Loss	Factor	Factor	Remark	MHz	dBuV/m	dBuV/m	dB	dBuV	dB/m	dB	dB	cm	deg	1	2485.80	67.68	74.00	-6.32	51.28	32.40	8.88	30.88	6.00	309	302	PEAK	 <p>Level (dBuV/m) vs Frequency (MHz) plot for Fundamental polarization. The plot shows a narrowband signal centered around 2467 MHz. A red horizontal line indicates the FCC PART 15C limit at approximately 74 dBuV/m. A sharp peak is visible at 2467 MHz.</p> <table border="1"> <thead> <tr> <th>Limit</th> <th>Over</th> <th>Read</th> <th>Ant</th> <th>Cable</th> <th>Preamp</th> <th>Aux</th> <th>APos</th> <th>TPos</th> </tr> <tr> <th>Freq</th> <th>Level</th> <th>Line</th> <th>Level</th> <th>Factor</th> <th>Loss</th> <th>Factor</th> <th>Factor</th> <th>Remark</th> </tr> <tr> <th>MHz</th> <th>dBuV/m</th> <th>dBuV/m</th> <th>dB</th> <th>dBuV</th> <th>dB/m</th> <th>dB</th> <th>dB</th> <th>cm</th> <th>deg</th> </tr> </thead> <tbody> <tr> <td>1</td> <td>2467.00</td> <td>104.84</td> <td>-----</td> <td>88.44</td> <td>32.40</td> <td>8.89</td> <td>30.89</td> <td>6.00</td> <td>309</td> <td>302</td> <td>PEAK</td> </tr> </tbody> </table>	Limit	Over	Read	Ant	Cable	Preamp	Aux	APos	TPos	Freq	Level	Line	Level	Factor	Loss	Factor	Factor	Remark	MHz	dBuV/m	dBuV/m	dB	dBuV	dB/m	dB	dB	cm	deg	1	2467.00	104.84	-----	88.44	32.40	8.89	30.89	6.00	309	302	PEAK
	Limit	Over	Read	Ant	Cable	Preamp	Aux	APos	TPos																																																																										
Freq	Level	Line	Level	Factor	Loss	Factor	Factor	Remark																																																																											
MHz	dBuV/m	dBuV/m	dB	dBuV	dB/m	dB	dB	cm	deg																																																																										
1	2485.80	67.68	74.00	-6.32	51.28	32.40	8.88	30.88	6.00	309	302	PEAK																																																																							
Limit	Over	Read	Ant	Cable	Preamp	Aux	APos	TPos																																																																											
Freq	Level	Line	Level	Factor	Loss	Factor	Factor	Remark																																																																											
MHz	dBuV/m	dBuV/m	dB	dBuV	dB/m	dB	dB	cm	deg																																																																										
1	2467.00	104.84	-----	88.44	32.40	8.89	30.89	6.00	309	302	PEAK																																																																								
Avg	 <p>Level (dBuV/m) vs Frequency (MHz) plot for Horizontal polarization, Average. The plot shows a wideband signal between 2450 and 2500 MHz. A red horizontal line indicates the FCC PART 15C (AVG) limit at approximately 48.8 dBuV/m. A sharp peak is visible at 2467 MHz.</p> <table border="1"> <thead> <tr> <th>Limit</th> <th>Over</th> <th>Read</th> <th>Ant</th> <th>Cable</th> <th>Preamp</th> <th>Aux</th> <th>APos</th> <th>TPos</th> </tr> <tr> <th>Freq</th> <th>Level</th> <th>Line</th> <th>Level</th> <th>Factor</th> <th>Loss</th> <th>Factor</th> <th>Factor</th> <th>Remark</th> </tr> <tr> <th>MHz</th> <th>dBuV/m</th> <th>dBuV/m</th> <th>dB</th> <th>dBuV</th> <th>dB/m</th> <th>dB</th> <th>dB</th> <th>cm</th> <th>deg</th> </tr> </thead> <tbody> <tr> <td>1</td> <td>2484.75</td> <td>49.20</td> <td>54.00</td> <td>-4.80</td> <td>32.80</td> <td>32.40</td> <td>8.88</td> <td>30.88</td> <td>6.00</td> <td>309</td> <td>302</td> <td>AVERAGE</td> </tr> </tbody> </table>	Limit	Over	Read	Ant	Cable	Preamp	Aux	APos	TPos	Freq	Level	Line	Level	Factor	Loss	Factor	Factor	Remark	MHz	dBuV/m	dBuV/m	dB	dBuV	dB/m	dB	dB	cm	deg	1	2484.75	49.20	54.00	-4.80	32.80	32.40	8.88	30.88	6.00	309	302	AVERAGE	 <p>Level (dBuV/m) vs Frequency (MHz) plot for Fundamental polarization, Average. The plot shows a narrowband signal centered around 2467 MHz. A red horizontal line indicates the FCC PART 15C (AVG) limit at approximately 48.8 dBuV/m. A sharp peak is visible at 2467 MHz.</p> <table border="1"> <thead> <tr> <th>Limit</th> <th>Over</th> <th>Read</th> <th>Ant</th> <th>Cable</th> <th>Preamp</th> <th>Aux</th> <th>APos</th> <th>TPos</th> </tr> <tr> <th>Freq</th> <th>Level</th> <th>Line</th> <th>Level</th> <th>Factor</th> <th>Loss</th> <th>Factor</th> <th>Factor</th> <th>Remark</th> </tr> <tr> <th>MHz</th> <th>dBuV/m</th> <th>dBuV/m</th> <th>dB</th> <th>dBuV</th> <th>dB/m</th> <th>dB</th> <th>dB</th> <th>cm</th> <th>deg</th> </tr> </thead> <tbody> <tr> <td>1</td> <td>2467.00</td> <td>93.48</td> <td>-----</td> <td>77.08</td> <td>32.40</td> <td>8.89</td> <td>30.89</td> <td>6.00</td> <td>309</td> <td>302</td> <td>AVERAGE</td> </tr> </tbody> </table>	Limit	Over	Read	Ant	Cable	Preamp	Aux	APos	TPos	Freq	Level	Line	Level	Factor	Loss	Factor	Factor	Remark	MHz	dBuV/m	dBuV/m	dB	dBuV	dB/m	dB	dB	cm	deg	1	2467.00	93.48	-----	77.08	32.40	8.89	30.89	6.00	309	302	AVERAGE
Limit	Over	Read	Ant	Cable	Preamp	Aux	APos	TPos																																																																											
Freq	Level	Line	Level	Factor	Loss	Factor	Factor	Remark																																																																											
MHz	dBuV/m	dBuV/m	dB	dBuV	dB/m	dB	dB	cm	deg																																																																										
1	2484.75	49.20	54.00	-4.80	32.80	32.40	8.88	30.88	6.00	309	302	AVERAGE																																																																							
Limit	Over	Read	Ant	Cable	Preamp	Aux	APos	TPos																																																																											
Freq	Level	Line	Level	Factor	Loss	Factor	Factor	Remark																																																																											
MHz	dBuV/m	dBuV/m	dB	dBuV	dB/m	dB	dB	cm	deg																																																																										
1	2467.00	93.48	-----	77.08	32.40	8.89	30.89	6.00	309	302	AVERAGE																																																																								

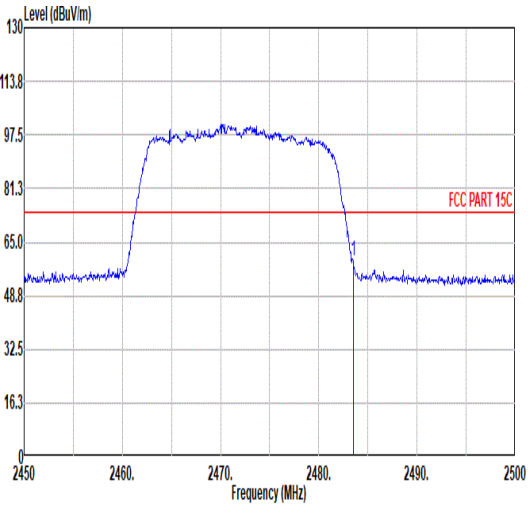
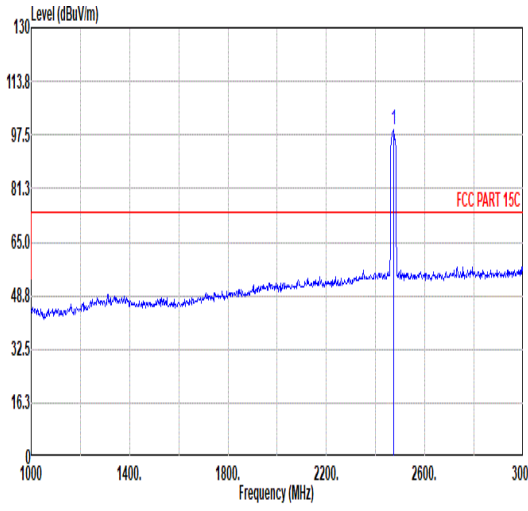
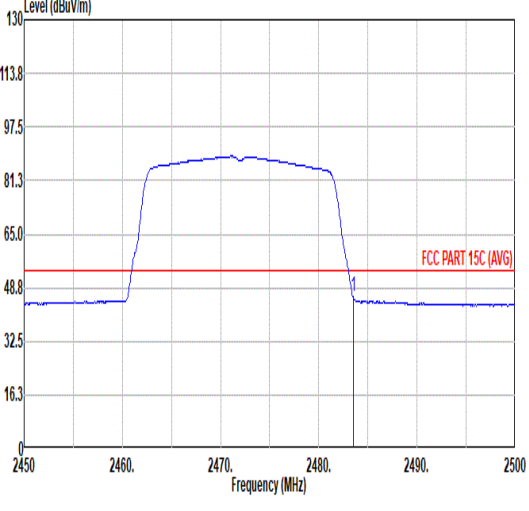
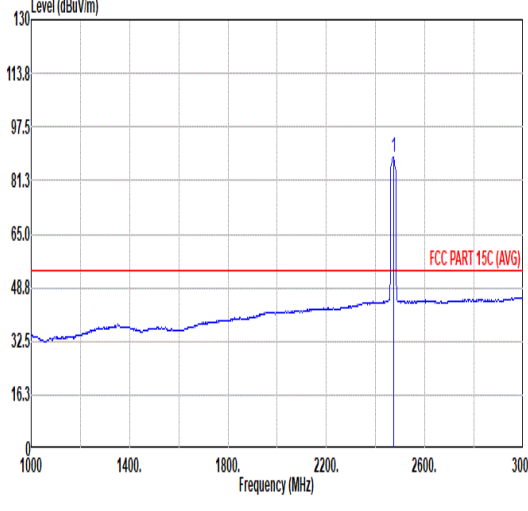


		52																																																																																		
Mode	Band Edge																																																																																			
	2400-2483.5_802.11ax HE20_CH12_2467MHz																																																																																			
ANT	1																																																																																			
Pol.	Vertical	Fundamental																																																																																		
Peak	<table border="1"> <thead> <tr> <th>Limit</th> <th>Over</th> <th>Read</th> <th>Ant</th> <th>Cable</th> <th>Preamp</th> <th>Aux</th> <th>APos</th> <th>TPos</th> </tr> <tr> <th>Freq</th> <th>Level</th> <th>Line</th> <th>Level</th> <th>Factor</th> <th>Loss</th> <th>Factor</th> <th>Factor</th> <th>Remark</th> </tr> <tr> <th>MHz</th> <th>dBuV/m</th> <th>dBuV/m</th> <th>dB</th> <th>dBuV</th> <th>dB/m</th> <th>dB</th> <th>dB</th> <th>cm</th> <th>deg</th> </tr> </thead> <tbody> <tr> <td>1</td> <td>2467.20</td> <td>61.71</td> <td>74.00</td> <td>-12.29</td> <td>45.31</td> <td>32.40</td> <td>8.88</td> <td>30.88</td> <td>6.00</td> <td>119</td> <td>237</td> <td>PEAK</td> </tr> </tbody> </table>	Limit	Over	Read	Ant	Cable	Preamp	Aux	APos	TPos	Freq	Level	Line	Level	Factor	Loss	Factor	Factor	Remark	MHz	dBuV/m	dBuV/m	dB	dBuV	dB/m	dB	dB	cm	deg	1	2467.20	61.71	74.00	-12.29	45.31	32.40	8.88	30.88	6.00	119	237	PEAK	<table border="1"> <thead> <tr> <th>Limit</th> <th>Over</th> <th>Read</th> <th>Ant</th> <th>Cable</th> <th>Preamp</th> <th>Aux</th> <th>APos</th> <th>TPos</th> </tr> <tr> <th>Freq</th> <th>Level</th> <th>Line</th> <th>Level</th> <th>Factor</th> <th>Loss</th> <th>Factor</th> <th>Factor</th> <th>Remark</th> </tr> <tr> <th>MHz</th> <th>dBuV/m</th> <th>dBuV/m</th> <th>dB</th> <th>dBuV</th> <th>dB/m</th> <th>dB</th> <th>dB</th> <th>cm</th> <th>deg</th> </tr> </thead> <tbody> <tr> <td>1</td> <td>2467.00</td> <td>103.79</td> <td>-----</td> <td>-----</td> <td>87.39</td> <td>32.40</td> <td>8.89</td> <td>30.89</td> <td>6.00</td> <td>119</td> <td>237</td> <td>PEAK</td> </tr> </tbody> </table>	Limit	Over	Read	Ant	Cable	Preamp	Aux	APos	TPos	Freq	Level	Line	Level	Factor	Loss	Factor	Factor	Remark	MHz	dBuV/m	dBuV/m	dB	dBuV	dB/m	dB	dB	cm	deg	1	2467.00	103.79	-----	-----	87.39	32.40	8.89	30.89	6.00	119	237	PEAK
	Limit	Over	Read	Ant	Cable	Preamp	Aux	APos	TPos																																																																											
Freq	Level	Line	Level	Factor	Loss	Factor	Factor	Remark																																																																												
MHz	dBuV/m	dBuV/m	dB	dBuV	dB/m	dB	dB	cm	deg																																																																											
1	2467.20	61.71	74.00	-12.29	45.31	32.40	8.88	30.88	6.00	119	237	PEAK																																																																								
Limit	Over	Read	Ant	Cable	Preamp	Aux	APos	TPos																																																																												
Freq	Level	Line	Level	Factor	Loss	Factor	Factor	Remark																																																																												
MHz	dBuV/m	dBuV/m	dB	dBuV	dB/m	dB	dB	cm	deg																																																																											
1	2467.00	103.79	-----	-----	87.39	32.40	8.89	30.89	6.00	119	237	PEAK																																																																								
Avg	<table border="1"> <thead> <tr> <th>Limit</th> <th>Over</th> <th>Read</th> <th>Ant</th> <th>Cable</th> <th>Preamp</th> <th>Aux</th> <th>APos</th> <th>TPos</th> </tr> <tr> <th>Freq</th> <th>Level</th> <th>Line</th> <th>Level</th> <th>Factor</th> <th>Loss</th> <th>Factor</th> <th>Factor</th> <th>Remark</th> </tr> <tr> <th>MHz</th> <th>dBuV/m</th> <th>dBuV/m</th> <th>dB</th> <th>dBuV</th> <th>dB/m</th> <th>dB</th> <th>dB</th> <th>cm</th> <th>deg</th> </tr> </thead> <tbody> <tr> <td>1</td> <td>2467.50</td> <td>46.64</td> <td>54.00</td> <td>-7.36</td> <td>30.24</td> <td>32.40</td> <td>8.88</td> <td>30.88</td> <td>6.00</td> <td>119</td> <td>237</td> <td>AVERAGE</td> </tr> </tbody> </table>	Limit	Over	Read	Ant	Cable	Preamp	Aux	APos	TPos	Freq	Level	Line	Level	Factor	Loss	Factor	Factor	Remark	MHz	dBuV/m	dBuV/m	dB	dBuV	dB/m	dB	dB	cm	deg	1	2467.50	46.64	54.00	-7.36	30.24	32.40	8.88	30.88	6.00	119	237	AVERAGE	<table border="1"> <thead> <tr> <th>Limit</th> <th>Over</th> <th>Read</th> <th>Ant</th> <th>Cable</th> <th>Preamp</th> <th>Aux</th> <th>APos</th> <th>TPos</th> </tr> <tr> <th>Freq</th> <th>Level</th> <th>Line</th> <th>Level</th> <th>Factor</th> <th>Loss</th> <th>Factor</th> <th>Factor</th> <th>Remark</th> </tr> <tr> <th>MHz</th> <th>dBuV/m</th> <th>dBuV/m</th> <th>dB</th> <th>dBuV</th> <th>dB/m</th> <th>dB</th> <th>dB</th> <th>cm</th> <th>deg</th> </tr> </thead> <tbody> <tr> <td>1</td> <td>2467.00</td> <td>91.58</td> <td>-----</td> <td>-----</td> <td>75.18</td> <td>32.40</td> <td>8.89</td> <td>30.89</td> <td>6.00</td> <td>119</td> <td>237</td> <td>AVERAGE</td> </tr> </tbody> </table>	Limit	Over	Read	Ant	Cable	Preamp	Aux	APos	TPos	Freq	Level	Line	Level	Factor	Loss	Factor	Factor	Remark	MHz	dBuV/m	dBuV/m	dB	dBuV	dB/m	dB	dB	cm	deg	1	2467.00	91.58	-----	-----	75.18	32.40	8.89	30.89	6.00	119	237	AVERAGE
Limit	Over	Read	Ant	Cable	Preamp	Aux	APos	TPos																																																																												
Freq	Level	Line	Level	Factor	Loss	Factor	Factor	Remark																																																																												
MHz	dBuV/m	dBuV/m	dB	dBuV	dB/m	dB	dB	cm	deg																																																																											
1	2467.50	46.64	54.00	-7.36	30.24	32.40	8.88	30.88	6.00	119	237	AVERAGE																																																																								
Limit	Over	Read	Ant	Cable	Preamp	Aux	APos	TPos																																																																												
Freq	Level	Line	Level	Factor	Loss	Factor	Factor	Remark																																																																												
MHz	dBuV/m	dBuV/m	dB	dBuV	dB/m	dB	dB	cm	deg																																																																											
1	2467.00	91.58	-----	-----	75.18	32.40	8.89	30.89	6.00	119	237	AVERAGE																																																																								



Mode	52																																																																																																											
	Harmonic																																																																																																											
	2400-2483.5_802.11ax HE20_CH12_2467MHz																																																																																																											
ANT	1																																																																																																											
Pol.	Horizontal	Vertical																																																																																																										
Peak Avg	<table border="1"> <thead> <tr> <th>Limit</th> <th>Read</th> <th>Ant</th> <th>Cable</th> <th>Preamp</th> <th>Aux</th> <th>APos</th> <th>TPos</th> <th>Remark</th> </tr> <tr> <th>Freq</th> <th>Level</th> <th>Line</th> <th>Margin</th> <th>Level</th> <th>Factor</th> <th>Loss</th> <th>Factor</th> <th>Factor</th> </tr> <tr> <th>MHz</th> <th>dBuV/m</th> <th>dBuV/m</th> <th>dB</th> <th>dBuV</th> <th>dB/m</th> <th>dB</th> <th>dB</th> <th>dB</th> </tr> </thead> <tbody> <tr> <td>1</td> <td>4934.00</td> <td>39.88</td> <td>74.00</td> <td>-34.12</td> <td>58.98</td> <td>34.10</td> <td>12.24</td> <td>65.44</td> <td>0.00</td> <td>---</td> <td>---</td> <td>PEAK</td> </tr> <tr> <td>2</td> <td>7401.00</td> <td>42.33</td> <td>74.00</td> <td>-31.67</td> <td>57.04</td> <td>35.80</td> <td>14.79</td> <td>65.30</td> <td>0.00</td> <td>---</td> <td>---</td> <td>PEAK</td> </tr> </tbody> </table>	Limit	Read	Ant	Cable	Preamp	Aux	APos	TPos	Remark	Freq	Level	Line	Margin	Level	Factor	Loss	Factor	Factor	MHz	dBuV/m	dBuV/m	dB	dBuV	dB/m	dB	dB	dB	1	4934.00	39.88	74.00	-34.12	58.98	34.10	12.24	65.44	0.00	---	---	PEAK	2	7401.00	42.33	74.00	-31.67	57.04	35.80	14.79	65.30	0.00	---	---	PEAK	<table border="1"> <thead> <tr> <th>Limit</th> <th>Read</th> <th>Ant</th> <th>Cable</th> <th>Preamp</th> <th>Aux</th> <th>APos</th> <th>TPos</th> <th>Remark</th> </tr> <tr> <th>Freq</th> <th>Level</th> <th>Line</th> <th>Margin</th> <th>Level</th> <th>Factor</th> <th>Loss</th> <th>Factor</th> <th>Factor</th> </tr> <tr> <th>MHz</th> <th>dBuV/m</th> <th>dBuV/m</th> <th>dB</th> <th>dBuV</th> <th>dB/m</th> <th>dB</th> <th>dB</th> <th>dB</th> </tr> </thead> <tbody> <tr> <td>1</td> <td>4934.00</td> <td>40.40</td> <td>74.00</td> <td>-33.60</td> <td>59.50</td> <td>34.10</td> <td>12.24</td> <td>65.44</td> <td>0.00</td> <td>---</td> <td>---</td> <td>PEAK</td> </tr> <tr> <td>2</td> <td>7401.00</td> <td>42.02</td> <td>74.00</td> <td>-31.98</td> <td>56.73</td> <td>35.80</td> <td>14.79</td> <td>65.30</td> <td>0.00</td> <td>---</td> <td>---</td> <td>PEAK</td> </tr> </tbody> </table>	Limit	Read	Ant	Cable	Preamp	Aux	APos	TPos	Remark	Freq	Level	Line	Margin	Level	Factor	Loss	Factor	Factor	MHz	dBuV/m	dBuV/m	dB	dBuV	dB/m	dB	dB	dB	1	4934.00	40.40	74.00	-33.60	59.50	34.10	12.24	65.44	0.00	---	---	PEAK	2	7401.00	42.02	74.00	-31.98	56.73	35.80	14.79	65.30	0.00	---	---	PEAK
Limit	Read	Ant	Cable	Preamp	Aux	APos	TPos	Remark																																																																																																				
Freq	Level	Line	Margin	Level	Factor	Loss	Factor	Factor																																																																																																				
MHz	dBuV/m	dBuV/m	dB	dBuV	dB/m	dB	dB	dB																																																																																																				
1	4934.00	39.88	74.00	-34.12	58.98	34.10	12.24	65.44	0.00	---	---	PEAK																																																																																																
2	7401.00	42.33	74.00	-31.67	57.04	35.80	14.79	65.30	0.00	---	---	PEAK																																																																																																
Limit	Read	Ant	Cable	Preamp	Aux	APos	TPos	Remark																																																																																																				
Freq	Level	Line	Margin	Level	Factor	Loss	Factor	Factor																																																																																																				
MHz	dBuV/m	dBuV/m	dB	dBuV	dB/m	dB	dB	dB																																																																																																				
1	4934.00	40.40	74.00	-33.60	59.50	34.10	12.24	65.44	0.00	---	---	PEAK																																																																																																
2	7401.00	42.02	74.00	-31.98	56.73	35.80	14.79	65.30	0.00	---	---	PEAK																																																																																																



		53																																																																																										
Mode		Band Edge																																																																																										
		2400-2483.5_802.11ax HE20_CH13_2472MHz																																																																																										
ANT		1																																																																																										
Pol.		Horizontal					Fundamental																																																																																					
Peak	 <p>Level (dBuV/m)</p> <p>Frequency (MHz)</p> <p>FCC PART 15C</p> <table border="1"> <thead> <tr> <th>Limit</th> <th>Over</th> <th>Read</th> <th>Ant</th> <th>Cable</th> <th>Preamp</th> <th>Aux</th> <th>APos</th> <th>TPos</th> <th colspan="2">Remark</th> </tr> <tr> <th>Freq</th> <th>Level</th> <th>Line</th> <th>Limit</th> <th>Level</th> <th>Factor</th> <th>Loss</th> <th>Factor</th> <th>Factor</th> <th>cm</th> <th>deg</th> </tr> <tr> <th>MHz</th> <th>dBuV/m</th> <th>dBuV/m</th> <th>dB</th> <th>dBuV</th> <th>dB/m</th> <th>dB</th> <th>dB</th> <th>dB</th> <th>cm</th> <th>deg</th> </tr> </thead> <tbody> <tr> <td>1</td> <td>2483.50</td> <td>59.41</td> <td>74.00</td> <td>-14.59</td> <td>43.01</td> <td>32.40</td> <td>8.88</td> <td>30.88</td> <td>6.00</td> <td>310</td> <td>303 PEAK</td> </tr> </tbody> </table>	Limit	Over	Read	Ant	Cable	Preamp	Aux	APos	TPos	Remark		Freq	Level	Line	Limit	Level	Factor	Loss	Factor	Factor	cm	deg	MHz	dBuV/m	dBuV/m	dB	dBuV	dB/m	dB	dB	dB	cm	deg	1	2483.50	59.41	74.00	-14.59	43.01	32.40	8.88	30.88	6.00	310	303 PEAK	 <p>Level (dBuV/m)</p> <p>Frequency (MHz)</p> <p>FCC PART 15C</p> <table border="1"> <thead> <tr> <th>Limit</th> <th>Over</th> <th>Read</th> <th>Ant</th> <th>Cable</th> <th>Preamp</th> <th>Aux</th> <th>APos</th> <th>TPos</th> <th colspan="2">Remark</th> </tr> <tr> <th>Freq</th> <th>Level</th> <th>Line</th> <th>Limit</th> <th>Level</th> <th>Factor</th> <th>Loss</th> <th>Factor</th> <th>Factor</th> <th>cm</th> <th>deg</th> </tr> <tr> <th>MHz</th> <th>dBuV/m</th> <th>dBuV/m</th> <th>dB</th> <th>dBuV</th> <th>dB/m</th> <th>dB</th> <th>dB</th> <th>dB</th> <th>cm</th> <th>deg</th> </tr> </thead> <tbody> <tr> <td>1</td> <td>2472.00</td> <td>99.03</td> <td>-----</td> <td>-----</td> <td>82.63</td> <td>32.40</td> <td>8.89</td> <td>30.89</td> <td>6.00</td> <td>310</td> <td>303 PEAK</td> </tr> </tbody> </table>	Limit	Over	Read	Ant	Cable	Preamp	Aux	APos	TPos	Remark		Freq	Level	Line	Limit	Level	Factor	Loss	Factor	Factor	cm	deg	MHz	dBuV/m	dBuV/m	dB	dBuV	dB/m	dB	dB	dB	cm	deg	1	2472.00	99.03	-----	-----	82.63	32.40	8.89	30.89	6.00	310	303 PEAK
	Limit	Over	Read	Ant	Cable	Preamp	Aux	APos	TPos	Remark																																																																																		
Freq	Level	Line	Limit	Level	Factor	Loss	Factor	Factor	cm	deg																																																																																		
MHz	dBuV/m	dBuV/m	dB	dBuV	dB/m	dB	dB	dB	cm	deg																																																																																		
1	2483.50	59.41	74.00	-14.59	43.01	32.40	8.88	30.88	6.00	310	303 PEAK																																																																																	
Limit	Over	Read	Ant	Cable	Preamp	Aux	APos	TPos	Remark																																																																																			
Freq	Level	Line	Limit	Level	Factor	Loss	Factor	Factor	cm	deg																																																																																		
MHz	dBuV/m	dBuV/m	dB	dBuV	dB/m	dB	dB	dB	cm	deg																																																																																		
1	2472.00	99.03	-----	-----	82.63	32.40	8.89	30.89	6.00	310	303 PEAK																																																																																	
Avg	 <p>Level (dBuV/m)</p> <p>Frequency (MHz)</p> <p>FCC PART 15C (AVG)</p> <table border="1"> <thead> <tr> <th>Limit</th> <th>Over</th> <th>Read</th> <th>Ant</th> <th>Cable</th> <th>Preamp</th> <th>Aux</th> <th>APos</th> <th>TPos</th> <th colspan="2">Remark</th> </tr> <tr> <th>Freq</th> <th>Level</th> <th>Line</th> <th>Limit</th> <th>Level</th> <th>Factor</th> <th>Loss</th> <th>Factor</th> <th>Factor</th> <th>cm</th> <th>deg</th> </tr> <tr> <th>MHz</th> <th>dBuV/m</th> <th>dBuV/m</th> <th>dB</th> <th>dBuV</th> <th>dB/m</th> <th>dB</th> <th>dB</th> <th>dB</th> <th>cm</th> <th>deg</th> </tr> </thead> <tbody> <tr> <td>1</td> <td>2483.50</td> <td>46.06</td> <td>54.00</td> <td>-7.94</td> <td>29.66</td> <td>32.40</td> <td>8.88</td> <td>30.88</td> <td>6.00</td> <td>310</td> <td>303 AVERAGE</td> </tr> </tbody> </table>	Limit	Over	Read	Ant	Cable	Preamp	Aux	APos	TPos	Remark		Freq	Level	Line	Limit	Level	Factor	Loss	Factor	Factor	cm	deg	MHz	dBuV/m	dBuV/m	dB	dBuV	dB/m	dB	dB	dB	cm	deg	1	2483.50	46.06	54.00	-7.94	29.66	32.40	8.88	30.88	6.00	310	303 AVERAGE	 <p>Level (dBuV/m)</p> <p>Frequency (MHz)</p> <p>FCC PART 15C (AVG)</p> <table border="1"> <thead> <tr> <th>Limit</th> <th>Over</th> <th>Read</th> <th>Ant</th> <th>Cable</th> <th>Preamp</th> <th>Aux</th> <th>APos</th> <th>TPos</th> <th colspan="2">Remark</th> </tr> <tr> <th>Freq</th> <th>Level</th> <th>Line</th> <th>Limit</th> <th>Level</th> <th>Factor</th> <th>Loss</th> <th>Factor</th> <th>Factor</th> <th>cm</th> <th>deg</th> </tr> <tr> <th>MHz</th> <th>dBuV/m</th> <th>dBuV/m</th> <th>dB</th> <th>dBuV</th> <th>dB/m</th> <th>dB</th> <th>dB</th> <th>dB</th> <th>cm</th> <th>deg</th> </tr> </thead> <tbody> <tr> <td>1</td> <td>2472.00</td> <td>88.39</td> <td>-----</td> <td>-----</td> <td>71.99</td> <td>32.40</td> <td>8.89</td> <td>30.89</td> <td>6.00</td> <td>310</td> <td>303 AVERAGE</td> </tr> </tbody> </table>	Limit	Over	Read	Ant	Cable	Preamp	Aux	APos	TPos	Remark		Freq	Level	Line	Limit	Level	Factor	Loss	Factor	Factor	cm	deg	MHz	dBuV/m	dBuV/m	dB	dBuV	dB/m	dB	dB	dB	cm	deg	1	2472.00	88.39	-----	-----	71.99	32.40	8.89	30.89	6.00	310	303 AVERAGE
Limit	Over	Read	Ant	Cable	Preamp	Aux	APos	TPos	Remark																																																																																			
Freq	Level	Line	Limit	Level	Factor	Loss	Factor	Factor	cm	deg																																																																																		
MHz	dBuV/m	dBuV/m	dB	dBuV	dB/m	dB	dB	dB	cm	deg																																																																																		
1	2483.50	46.06	54.00	-7.94	29.66	32.40	8.88	30.88	6.00	310	303 AVERAGE																																																																																	
Limit	Over	Read	Ant	Cable	Preamp	Aux	APos	TPos	Remark																																																																																			
Freq	Level	Line	Limit	Level	Factor	Loss	Factor	Factor	cm	deg																																																																																		
MHz	dBuV/m	dBuV/m	dB	dBuV	dB/m	dB	dB	dB	cm	deg																																																																																		
1	2472.00	88.39	-----	-----	71.99	32.40	8.89	30.89	6.00	310	303 AVERAGE																																																																																	

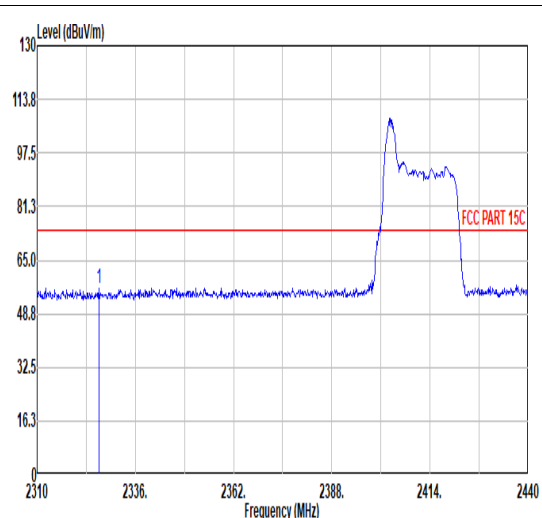
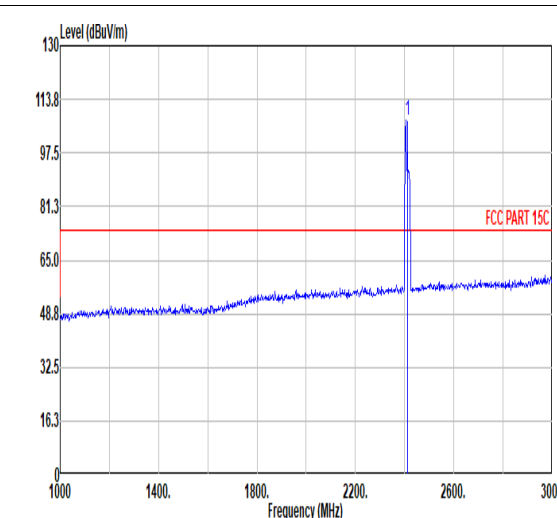
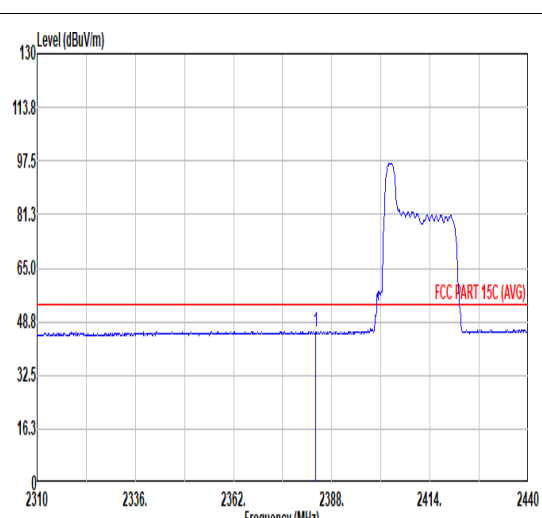
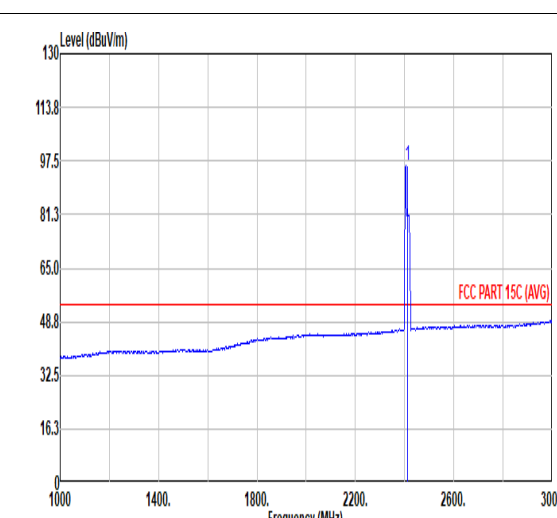


Mode	53																																																																																			
	Band Edge																																																																																			
	2400-2483.5_802.11ax HE20_CH13_2472MHz																																																																																			
ANT	1																																																																																			
Pol.	Vertical	Fundamental																																																																																		
Peak	<table border="1"> <thead> <tr> <th>Limit</th> <th>Over</th> <th>Read</th> <th>Ant</th> <th>Cable</th> <th>Preamp</th> <th>Aux</th> <th>APos</th> <th>TPos</th> </tr> <tr> <th>Freq</th> <th>Level</th> <th>Line</th> <th>Level</th> <th>Factor</th> <th>Loss</th> <th>Factor</th> <th>Factor</th> <th>Remark</th> </tr> <tr> <th>MHz</th> <th>dBuV/m</th> <th>dBuV/m</th> <th>dB</th> <th>dBuV</th> <th>dB/m</th> <th>dB</th> <th>dB</th> <th>cm</th> <th>deg</th> </tr> </thead> <tbody> <tr> <td>1</td> <td>2483.55</td> <td>56.98</td> <td>74.00</td> <td>-17.02</td> <td>40.58</td> <td>32.40</td> <td>8.88</td> <td>30.88</td> <td>6.00</td> <td>118</td> <td>236</td> <td>PEAK</td> </tr> </tbody> </table>	Limit	Over	Read	Ant	Cable	Preamp	Aux	APos	TPos	Freq	Level	Line	Level	Factor	Loss	Factor	Factor	Remark	MHz	dBuV/m	dBuV/m	dB	dBuV	dB/m	dB	dB	cm	deg	1	2483.55	56.98	74.00	-17.02	40.58	32.40	8.88	30.88	6.00	118	236	PEAK	<table border="1"> <thead> <tr> <th>Limit</th> <th>Over</th> <th>Read</th> <th>Ant</th> <th>Cable</th> <th>Preamp</th> <th>Aux</th> <th>APos</th> <th>TPos</th> </tr> <tr> <th>Freq</th> <th>Level</th> <th>Line</th> <th>Level</th> <th>Factor</th> <th>Loss</th> <th>Factor</th> <th>Factor</th> <th>Remark</th> </tr> <tr> <th>MHz</th> <th>dBuV/m</th> <th>dBuV/m</th> <th>dB</th> <th>dBuV</th> <th>dB/m</th> <th>dB</th> <th>dB</th> <th>cm</th> <th>deg</th> </tr> </thead> <tbody> <tr> <td>1</td> <td>2472.00</td> <td>99.00</td> <td>74.00</td> <td>25.00</td> <td>82.60</td> <td>32.40</td> <td>8.89</td> <td>30.89</td> <td>6.00</td> <td>118</td> <td>236</td> <td>PEAK</td> </tr> </tbody> </table>	Limit	Over	Read	Ant	Cable	Preamp	Aux	APos	TPos	Freq	Level	Line	Level	Factor	Loss	Factor	Factor	Remark	MHz	dBuV/m	dBuV/m	dB	dBuV	dB/m	dB	dB	cm	deg	1	2472.00	99.00	74.00	25.00	82.60	32.40	8.89	30.89	6.00	118	236	PEAK
	Limit	Over	Read	Ant	Cable	Preamp	Aux	APos	TPos																																																																											
Freq	Level	Line	Level	Factor	Loss	Factor	Factor	Remark																																																																												
MHz	dBuV/m	dBuV/m	dB	dBuV	dB/m	dB	dB	cm	deg																																																																											
1	2483.55	56.98	74.00	-17.02	40.58	32.40	8.88	30.88	6.00	118	236	PEAK																																																																								
Limit	Over	Read	Ant	Cable	Preamp	Aux	APos	TPos																																																																												
Freq	Level	Line	Level	Factor	Loss	Factor	Factor	Remark																																																																												
MHz	dBuV/m	dBuV/m	dB	dBuV	dB/m	dB	dB	cm	deg																																																																											
1	2472.00	99.00	74.00	25.00	82.60	32.40	8.89	30.89	6.00	118	236	PEAK																																																																								
Avg	<table border="1"> <thead> <tr> <th>Limit</th> <th>Over</th> <th>Read</th> <th>Ant</th> <th>Cable</th> <th>Preamp</th> <th>Aux</th> <th>APos</th> <th>TPos</th> </tr> <tr> <th>Freq</th> <th>Level</th> <th>Line</th> <th>Level</th> <th>Factor</th> <th>Loss</th> <th>Factor</th> <th>Factor</th> <th>Remark</th> </tr> <tr> <th>MHz</th> <th>dBuV/m</th> <th>dBuV/m</th> <th>dB</th> <th>dBuV</th> <th>dB/m</th> <th>dB</th> <th>dB</th> <th>cm</th> <th>deg</th> </tr> </thead> <tbody> <tr> <td>1</td> <td>2483.50</td> <td>45.13</td> <td>54.00</td> <td>-8.87</td> <td>28.73</td> <td>32.40</td> <td>8.88</td> <td>30.88</td> <td>6.00</td> <td>118</td> <td>236</td> <td>AVERAGE</td> </tr> </tbody> </table>	Limit	Over	Read	Ant	Cable	Preamp	Aux	APos	TPos	Freq	Level	Line	Level	Factor	Loss	Factor	Factor	Remark	MHz	dBuV/m	dBuV/m	dB	dBuV	dB/m	dB	dB	cm	deg	1	2483.50	45.13	54.00	-8.87	28.73	32.40	8.88	30.88	6.00	118	236	AVERAGE	<table border="1"> <thead> <tr> <th>Limit</th> <th>Over</th> <th>Read</th> <th>Ant</th> <th>Cable</th> <th>Preamp</th> <th>Aux</th> <th>APos</th> <th>TPos</th> </tr> <tr> <th>Freq</th> <th>Level</th> <th>Line</th> <th>Level</th> <th>Factor</th> <th>Loss</th> <th>Factor</th> <th>Factor</th> <th>Remark</th> </tr> <tr> <th>MHz</th> <th>dBuV/m</th> <th>dBuV/m</th> <th>dB</th> <th>dBuV</th> <th>dB/m</th> <th>dB</th> <th>dB</th> <th>cm</th> <th>deg</th> </tr> </thead> <tbody> <tr> <td>1</td> <td>2472.00</td> <td>86.77</td> <td>54.00</td> <td>32.77</td> <td>70.37</td> <td>32.40</td> <td>8.89</td> <td>30.89</td> <td>6.00</td> <td>118</td> <td>236</td> <td>AVERAGE</td> </tr> </tbody> </table>	Limit	Over	Read	Ant	Cable	Preamp	Aux	APos	TPos	Freq	Level	Line	Level	Factor	Loss	Factor	Factor	Remark	MHz	dBuV/m	dBuV/m	dB	dBuV	dB/m	dB	dB	cm	deg	1	2472.00	86.77	54.00	32.77	70.37	32.40	8.89	30.89	6.00	118	236	AVERAGE
Limit	Over	Read	Ant	Cable	Preamp	Aux	APos	TPos																																																																												
Freq	Level	Line	Level	Factor	Loss	Factor	Factor	Remark																																																																												
MHz	dBuV/m	dBuV/m	dB	dBuV	dB/m	dB	dB	cm	deg																																																																											
1	2483.50	45.13	54.00	-8.87	28.73	32.40	8.88	30.88	6.00	118	236	AVERAGE																																																																								
Limit	Over	Read	Ant	Cable	Preamp	Aux	APos	TPos																																																																												
Freq	Level	Line	Level	Factor	Loss	Factor	Factor	Remark																																																																												
MHz	dBuV/m	dBuV/m	dB	dBuV	dB/m	dB	dB	cm	deg																																																																											
1	2472.00	86.77	54.00	32.77	70.37	32.40	8.89	30.89	6.00	118	236	AVERAGE																																																																								



Mode	53																																																																																																										
	Harmonic																																																																																																										
	2400-2483.5_802.11ax HE20_CH13_2472MHz																																																																																																										
ANT	1																																																																																																										
Pol.	Horizontal	Vertical																																																																																																									
Peak Avg																																																																																																											
	<table border="1"> <thead> <tr> <th>Limit</th> <th>Read</th> <th>Ant</th> <th>Cable</th> <th>Preamp</th> <th>Aux</th> <th>APos</th> <th>TPos</th> <th>Remark</th> </tr> <tr> <th>Freq</th> <th>Level</th> <th>Line</th> <th>Margin</th> <th>Level</th> <th>Factor</th> <th>Loss</th> <th>Factor</th> <th>Factor</th> </tr> <tr> <th>MHz</th> <th>dBuV/m</th> <th>dBuV/m</th> <th>dB</th> <th>dBuV</th> <th>dB/m</th> <th>dB</th> <th>dB</th> <th>dB</th> </tr> </thead> <tbody> <tr> <td>1</td> <td>4944.00</td> <td>40.32</td> <td>74.00</td> <td>-33.68</td> <td>59.41</td> <td>34.10</td> <td>12.25</td> <td>65.44</td> <td>0.00</td> <td>---</td> <td>---</td> <td>PEAK</td> </tr> <tr> <td>2</td> <td>7416.00</td> <td>42.71</td> <td>74.00</td> <td>-31.29</td> <td>57.38</td> <td>35.80</td> <td>14.84</td> <td>65.31</td> <td>0.00</td> <td>---</td> <td>---</td> <td>PEAK</td> </tr> </tbody> </table>	Limit	Read	Ant	Cable	Preamp	Aux	APos	TPos	Remark	Freq	Level	Line	Margin	Level	Factor	Loss	Factor	Factor	MHz	dBuV/m	dBuV/m	dB	dBuV	dB/m	dB	dB	dB	1	4944.00	40.32	74.00	-33.68	59.41	34.10	12.25	65.44	0.00	---	---	PEAK	2	7416.00	42.71	74.00	-31.29	57.38	35.80	14.84	65.31	0.00	---	---	PEAK	<table border="1"> <thead> <tr> <th>Limit</th> <th>Read</th> <th>Ant</th> <th>Cable</th> <th>Preamp</th> <th>Aux</th> <th>APos</th> <th>TPos</th> <th>Remark</th> </tr> <tr> <th>Freq</th> <th>Level</th> <th>Line</th> <th>Margin</th> <th>Level</th> <th>Factor</th> <th>Loss</th> <th>Factor</th> <th>Factor</th> </tr> <tr> <th>MHz</th> <th>dBuV/m</th> <th>dBuV/m</th> <th>dB</th> <th>dBuV</th> <th>dB/m</th> <th>dB</th> <th>dB</th> <th>dB</th> </tr> </thead> <tbody> <tr> <td>1</td> <td>4944.00</td> <td>40.47</td> <td>74.00</td> <td>-33.53</td> <td>59.56</td> <td>34.10</td> <td>12.25</td> <td>65.44</td> <td>0.00</td> <td>---</td> <td>---</td> <td>PEAK</td> </tr> <tr> <td>2</td> <td>7416.00</td> <td>42.47</td> <td>74.00</td> <td>-31.53</td> <td>57.14</td> <td>35.80</td> <td>14.84</td> <td>65.31</td> <td>0.00</td> <td>---</td> <td>---</td> <td>PEAK</td> </tr> </tbody> </table>	Limit	Read	Ant	Cable	Preamp	Aux	APos	TPos	Remark	Freq	Level	Line	Margin	Level	Factor	Loss	Factor	Factor	MHz	dBuV/m	dBuV/m	dB	dBuV	dB/m	dB	dB	dB	1	4944.00	40.47	74.00	-33.53	59.56	34.10	12.25	65.44	0.00	---	---	PEAK	2	7416.00	42.47	74.00	-31.53	57.14	35.80	14.84	65.31	0.00	---	---
Limit	Read	Ant	Cable	Preamp	Aux	APos	TPos	Remark																																																																																																			
Freq	Level	Line	Margin	Level	Factor	Loss	Factor	Factor																																																																																																			
MHz	dBuV/m	dBuV/m	dB	dBuV	dB/m	dB	dB	dB																																																																																																			
1	4944.00	40.32	74.00	-33.68	59.41	34.10	12.25	65.44	0.00	---	---	PEAK																																																																																															
2	7416.00	42.71	74.00	-31.29	57.38	35.80	14.84	65.31	0.00	---	---	PEAK																																																																																															
Limit	Read	Ant	Cable	Preamp	Aux	APos	TPos	Remark																																																																																																			
Freq	Level	Line	Margin	Level	Factor	Loss	Factor	Factor																																																																																																			
MHz	dBuV/m	dBuV/m	dB	dBuV	dB/m	dB	dB	dB																																																																																																			
1	4944.00	40.47	74.00	-33.53	59.56	34.10	12.25	65.44	0.00	---	---	PEAK																																																																																															
2	7416.00	42.47	74.00	-31.53	57.14	35.80	14.84	65.31	0.00	---	---	PEAK																																																																																															



Mode	54																																																																											
	Band Edge																																																																											
	2400-2483.5_802.11ax HE20_CH01_RU26/0_2412MHz																																																																											
ANT	1																																																																											
Pol.	Horizontal	Fundamental																																																																										
Peak	 <p>Level (dBuV/m)</p> <p>Frequency (MHz)</p> <table border="1"> <thead> <tr> <th>Limit</th> <th>Read</th> <th>Ant</th> <th>Cable</th> <th>Preamp</th> <th>Aux</th> <th>APos</th> <th>TPos</th> </tr> <tr> <th>Freq</th> <th>Level</th> <th>Line</th> <th>Margin</th> <th>Level</th> <th>Factor</th> <th>Loss</th> <th>Factor</th> </tr> <tr> <th>MHz</th> <th>dBuV/m</th> <th>dBuV/m</th> <th>dB</th> <th>dBuV</th> <th>dB/m</th> <th>dB</th> <th>dB</th> </tr> </thead> <tbody> <tr> <td>1</td> <td>2326.38</td> <td>56.46</td> <td>74.00</td> <td>-17.54</td> <td>40.98</td> <td>31.84</td> <td>8.58</td> <td>30.94</td> <td>6.00</td> <td>118</td> <td>340</td> <td>PEAK</td> </tr> </tbody> </table>	Limit	Read	Ant	Cable	Preamp	Aux	APos	TPos	Freq	Level	Line	Margin	Level	Factor	Loss	Factor	MHz	dBuV/m	dBuV/m	dB	dBuV	dB/m	dB	dB	1	2326.38	56.46	74.00	-17.54	40.98	31.84	8.58	30.94	6.00	118	340	PEAK	 <p>Level (dBuV/m)</p> <p>Frequency (MHz)</p> <table border="1"> <thead> <tr> <th>Limit</th> <th>Read</th> <th>Ant</th> <th>Cable</th> <th>Preamp</th> <th>Aux</th> <th>APos</th> <th>TPos</th> </tr> <tr> <th>Freq</th> <th>Level</th> <th>Line</th> <th>Margin</th> <th>Level</th> <th>Factor</th> <th>Loss</th> <th>Factor</th> </tr> <tr> <th>MHz</th> <th>dBuV/m</th> <th>dBuV/m</th> <th>dB</th> <th>dBuV</th> <th>dB/m</th> <th>dB</th> <th>dB</th> </tr> </thead> <tbody> <tr> <td>1</td> <td>2412.00</td> <td>107.34</td> <td>-----</td> <td>-----</td> <td>91.39</td> <td>32.01</td> <td>8.81</td> <td>30.87</td> <td>6.00</td> <td>118</td> <td>340</td> <td>PEAK</td> </tr> </tbody> </table>	Limit	Read	Ant	Cable	Preamp	Aux	APos	TPos	Freq	Level	Line	Margin	Level	Factor	Loss	Factor	MHz	dBuV/m	dBuV/m	dB	dBuV	dB/m	dB	dB	1	2412.00	107.34	-----	-----	91.39	32.01	8.81	30.87	6.00	118	340	PEAK
Limit	Read	Ant	Cable	Preamp	Aux	APos	TPos																																																																					
Freq	Level	Line	Margin	Level	Factor	Loss	Factor																																																																					
MHz	dBuV/m	dBuV/m	dB	dBuV	dB/m	dB	dB																																																																					
1	2326.38	56.46	74.00	-17.54	40.98	31.84	8.58	30.94	6.00	118	340	PEAK																																																																
Limit	Read	Ant	Cable	Preamp	Aux	APos	TPos																																																																					
Freq	Level	Line	Margin	Level	Factor	Loss	Factor																																																																					
MHz	dBuV/m	dBuV/m	dB	dBuV	dB/m	dB	dB																																																																					
1	2412.00	107.34	-----	-----	91.39	32.01	8.81	30.87	6.00	118	340	PEAK																																																																
Avg	 <p>Level (dBuV/m)</p> <p>Frequency (MHz)</p> <table border="1"> <thead> <tr> <th>Limit</th> <th>Read</th> <th>Ant</th> <th>Cable</th> <th>Preamp</th> <th>Aux</th> <th>APos</th> <th>TPos</th> </tr> <tr> <th>Freq</th> <th>Level</th> <th>Line</th> <th>Margin</th> <th>Level</th> <th>Factor</th> <th>Loss</th> <th>Factor</th> </tr> <tr> <th>MHz</th> <th>dBuV/m</th> <th>dBuV/m</th> <th>dB</th> <th>dBuV</th> <th>dB/m</th> <th>dB</th> <th>dB</th> </tr> </thead> <tbody> <tr> <td>1</td> <td>2303.71</td> <td>45.82</td> <td>54.00</td> <td>-8.18</td> <td>30.00</td> <td>31.96</td> <td>8.75</td> <td>30.89</td> <td>6.00</td> <td>118</td> <td>340</td> <td>AVERAGE</td> </tr> </tbody> </table>	Limit	Read	Ant	Cable	Preamp	Aux	APos	TPos	Freq	Level	Line	Margin	Level	Factor	Loss	Factor	MHz	dBuV/m	dBuV/m	dB	dBuV	dB/m	dB	dB	1	2303.71	45.82	54.00	-8.18	30.00	31.96	8.75	30.89	6.00	118	340	AVERAGE	 <p>Level (dBuV/m)</p> <p>Frequency (MHz)</p> <table border="1"> <thead> <tr> <th>Limit</th> <th>Read</th> <th>Ant</th> <th>Cable</th> <th>Preamp</th> <th>Aux</th> <th>APos</th> <th>TPos</th> </tr> <tr> <th>Freq</th> <th>Level</th> <th>Line</th> <th>Margin</th> <th>Level</th> <th>Factor</th> <th>Loss</th> <th>Factor</th> </tr> <tr> <th>MHz</th> <th>dBuV/m</th> <th>dBuV/m</th> <th>dB</th> <th>dBuV</th> <th>dB/m</th> <th>dB</th> <th>dB</th> </tr> </thead> <tbody> <tr> <td>1</td> <td>2412.00</td> <td>96.38</td> <td>-----</td> <td>-----</td> <td>80.43</td> <td>32.01</td> <td>8.81</td> <td>30.87</td> <td>6.00</td> <td>118</td> <td>340</td> <td>AVERAGE</td> </tr> </tbody> </table>	Limit	Read	Ant	Cable	Preamp	Aux	APos	TPos	Freq	Level	Line	Margin	Level	Factor	Loss	Factor	MHz	dBuV/m	dBuV/m	dB	dBuV	dB/m	dB	dB	1	2412.00	96.38	-----	-----	80.43	32.01	8.81	30.87	6.00	118	340	AVERAGE
Limit	Read	Ant	Cable	Preamp	Aux	APos	TPos																																																																					
Freq	Level	Line	Margin	Level	Factor	Loss	Factor																																																																					
MHz	dBuV/m	dBuV/m	dB	dBuV	dB/m	dB	dB																																																																					
1	2303.71	45.82	54.00	-8.18	30.00	31.96	8.75	30.89	6.00	118	340	AVERAGE																																																																
Limit	Read	Ant	Cable	Preamp	Aux	APos	TPos																																																																					
Freq	Level	Line	Margin	Level	Factor	Loss	Factor																																																																					
MHz	dBuV/m	dBuV/m	dB	dBuV	dB/m	dB	dB																																																																					
1	2412.00	96.38	-----	-----	80.43	32.01	8.81	30.87	6.00	118	340	AVERAGE																																																																



Mode	54																																																																															
	Band Edge																																																																															
	2400-2483.5_802.11ax HE20_CH01_RU26/0_2412MHz																																																																															
ANT	1																																																																															
Pol.	Vertical	Fundamental																																																																														
Peak	<table border="1"> <thead> <tr> <th>Limit</th> <th>Read</th> <th>Ant</th> <th>Cable</th> <th>Preamp</th> <th>Aux</th> <th>APos</th> <th>TPos</th> <th>Remark</th> </tr> <tr> <th>Freq</th> <th>Level</th> <th>Line</th> <th>Margin</th> <th>Level</th> <th>Factor</th> <th>Loss</th> <th>Factor</th> <th>Factor</th> </tr> <tr> <th>MHz</th> <th>dBuV/m</th> <th>dBuV/m</th> <th>dB</th> <th>dBuV</th> <th>dB/m</th> <th>dB</th> <th>dB</th> <th>dB</th> </tr> </thead> <tbody> <tr> <td>1</td> <td>2357.97</td> <td>56.77</td> <td>74.00</td> <td>-17.23</td> <td>41.10</td> <td>31.91</td> <td>8.67</td> <td>30.91</td> <td>6.00</td> <td>273</td> <td>0 PEAK</td> </tr> </tbody> </table>	Limit	Read	Ant	Cable	Preamp	Aux	APos	TPos	Remark	Freq	Level	Line	Margin	Level	Factor	Loss	Factor	Factor	MHz	dBuV/m	dBuV/m	dB	dBuV	dB/m	dB	dB	dB	1	2357.97	56.77	74.00	-17.23	41.10	31.91	8.67	30.91	6.00	273	0 PEAK	<table border="1"> <thead> <tr> <th>Limit</th> <th>Read</th> <th>Ant</th> <th>Cable</th> <th>Preamp</th> <th>Aux</th> <th>APos</th> <th>TPos</th> <th>Remark</th> </tr> <tr> <th>Freq</th> <th>Level</th> <th>Line</th> <th>Margin</th> <th>Level</th> <th>Factor</th> <th>Loss</th> <th>Factor</th> <th>Factor</th> </tr> <tr> <th>MHz</th> <th>dBuV/m</th> <th>dBuV/m</th> <th>dB</th> <th>dBuV</th> <th>dB/m</th> <th>dB</th> <th>dB</th> <th>dB</th> </tr> </thead> <tbody> <tr> <td>1</td> <td>2412.00</td> <td>104.47</td> <td>-----</td> <td>-----</td> <td>88.52</td> <td>32.01</td> <td>8.81</td> <td>30.87</td> <td>6.00</td> <td>273</td> <td>0 PEAK</td> </tr> </tbody> </table>	Limit	Read	Ant	Cable	Preamp	Aux	APos	TPos	Remark	Freq	Level	Line	Margin	Level	Factor	Loss	Factor	Factor	MHz	dBuV/m	dBuV/m	dB	dBuV	dB/m	dB	dB	dB	1	2412.00	104.47	-----	-----	88.52	32.01	8.81	30.87	6.00	273	0 PEAK
	Limit	Read	Ant	Cable	Preamp	Aux	APos	TPos	Remark																																																																							
Freq	Level	Line	Margin	Level	Factor	Loss	Factor	Factor																																																																								
MHz	dBuV/m	dBuV/m	dB	dBuV	dB/m	dB	dB	dB																																																																								
1	2357.97	56.77	74.00	-17.23	41.10	31.91	8.67	30.91	6.00	273	0 PEAK																																																																					
Limit	Read	Ant	Cable	Preamp	Aux	APos	TPos	Remark																																																																								
Freq	Level	Line	Margin	Level	Factor	Loss	Factor	Factor																																																																								
MHz	dBuV/m	dBuV/m	dB	dBuV	dB/m	dB	dB	dB																																																																								
1	2412.00	104.47	-----	-----	88.52	32.01	8.81	30.87	6.00	273	0 PEAK																																																																					
Avg	<table border="1"> <thead> <tr> <th>Limit</th> <th>Read</th> <th>Ant</th> <th>Cable</th> <th>Preamp</th> <th>Aux</th> <th>APos</th> <th>TPos</th> <th>Remark</th> </tr> <tr> <th>Freq</th> <th>Level</th> <th>Line</th> <th>Margin</th> <th>Level</th> <th>Factor</th> <th>Loss</th> <th>Factor</th> <th>Factor</th> </tr> <tr> <th>MHz</th> <th>dBuV/m</th> <th>dBuV/m</th> <th>dB</th> <th>dBuV</th> <th>dB/m</th> <th>dB</th> <th>dB</th> <th>dB</th> </tr> </thead> <tbody> <tr> <td>1</td> <td>2309.30</td> <td>45.63</td> <td>54.00</td> <td>-8.37</td> <td>29.77</td> <td>31.98</td> <td>8.77</td> <td>30.89</td> <td>6.00</td> <td>273</td> <td>0 AVERAGE</td> </tr> </tbody> </table>	Limit	Read	Ant	Cable	Preamp	Aux	APos	TPos	Remark	Freq	Level	Line	Margin	Level	Factor	Loss	Factor	Factor	MHz	dBuV/m	dBuV/m	dB	dBuV	dB/m	dB	dB	dB	1	2309.30	45.63	54.00	-8.37	29.77	31.98	8.77	30.89	6.00	273	0 AVERAGE	<table border="1"> <thead> <tr> <th>Limit</th> <th>Read</th> <th>Ant</th> <th>Cable</th> <th>Preamp</th> <th>Aux</th> <th>APos</th> <th>TPos</th> <th>Remark</th> </tr> <tr> <th>Freq</th> <th>Level</th> <th>Line</th> <th>Margin</th> <th>Level</th> <th>Factor</th> <th>Loss</th> <th>Factor</th> <th>Factor</th> </tr> <tr> <th>MHz</th> <th>dBuV/m</th> <th>dBuV/m</th> <th>dB</th> <th>dBuV</th> <th>dB/m</th> <th>dB</th> <th>dB</th> <th>dB</th> </tr> </thead> <tbody> <tr> <td>1</td> <td>2412.00</td> <td>94.74</td> <td>-----</td> <td>-----</td> <td>78.79</td> <td>32.01</td> <td>8.81</td> <td>30.87</td> <td>6.00</td> <td>273</td> <td>0 AVERAGE</td> </tr> </tbody> </table>	Limit	Read	Ant	Cable	Preamp	Aux	APos	TPos	Remark	Freq	Level	Line	Margin	Level	Factor	Loss	Factor	Factor	MHz	dBuV/m	dBuV/m	dB	dBuV	dB/m	dB	dB	dB	1	2412.00	94.74	-----	-----	78.79	32.01	8.81	30.87	6.00	273	0 AVERAGE
Limit	Read	Ant	Cable	Preamp	Aux	APos	TPos	Remark																																																																								
Freq	Level	Line	Margin	Level	Factor	Loss	Factor	Factor																																																																								
MHz	dBuV/m	dBuV/m	dB	dBuV	dB/m	dB	dB	dB																																																																								
1	2309.30	45.63	54.00	-8.37	29.77	31.98	8.77	30.89	6.00	273	0 AVERAGE																																																																					
Limit	Read	Ant	Cable	Preamp	Aux	APos	TPos	Remark																																																																								
Freq	Level	Line	Margin	Level	Factor	Loss	Factor	Factor																																																																								
MHz	dBuV/m	dBuV/m	dB	dBuV	dB/m	dB	dB	dB																																																																								
1	2412.00	94.74	-----	-----	78.79	32.01	8.81	30.87	6.00	273	0 AVERAGE																																																																					

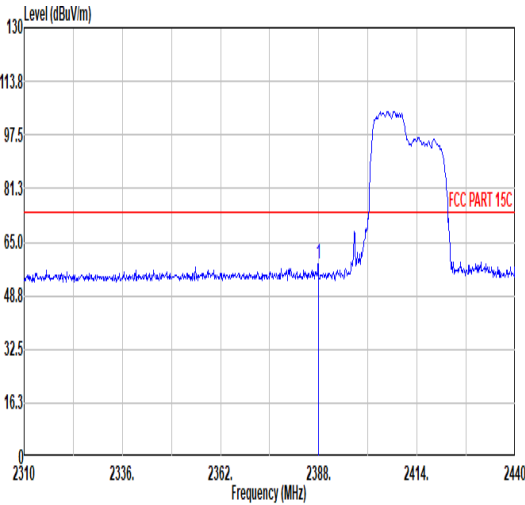
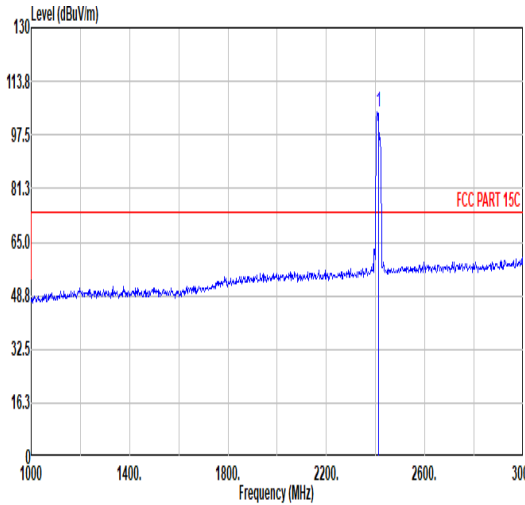
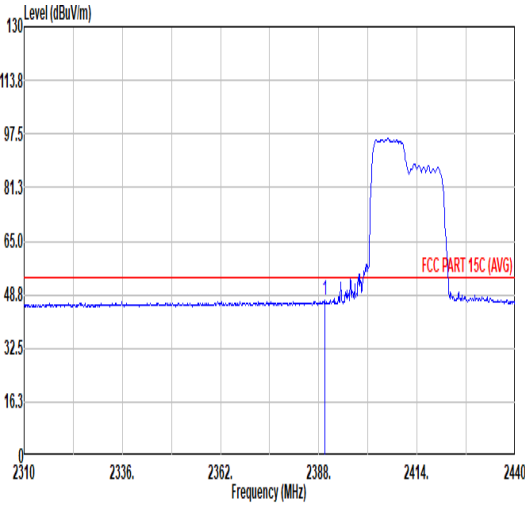
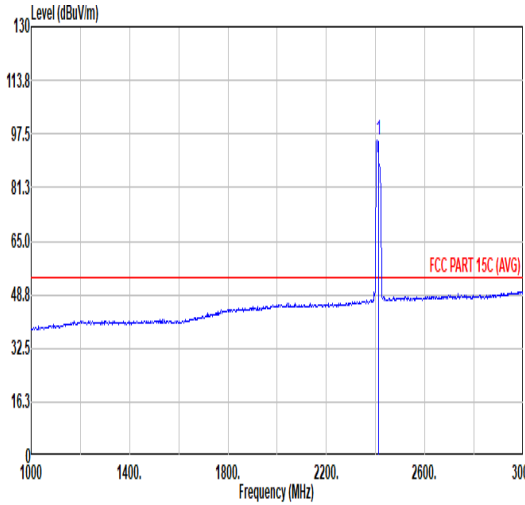


	55																																																																											
Mode	Band Edge																																																																											
	2400-2483.5_802.11ax HE20_CH01_RU52/37_2412MHz																																																																											
ANT	1																																																																											
Pol.	Horizontal	Fundamental																																																																										
Peak	<table border="1"> <thead> <tr> <th>Limit</th> <th>Read</th> <th>Ant</th> <th>Cable</th> <th>Preamp</th> <th>Aux</th> <th>APos</th> <th>TPos</th> </tr> <tr> <th>Freq</th> <th>Level</th> <th>Line</th> <th>Margin</th> <th>Level</th> <th>Factor</th> <th>Loss</th> <th>Factor</th> </tr> <tr> <th>MHz</th> <th>dBuV/m</th> <th>dBuV/m</th> <th>dB</th> <th>dBuV</th> <th>dB/m</th> <th>dB</th> <th>dB</th> </tr> </thead> <tbody> <tr> <td>1</td> <td>2349.26</td> <td>56.84</td> <td>74.00</td> <td>-17.16</td> <td>41.22</td> <td>31.89</td> <td>8.65</td> <td>30.92</td> <td>6.00</td> <td>119</td> <td>329</td> <td>PEAK</td> </tr> </tbody> </table>	Limit	Read	Ant	Cable	Preamp	Aux	APos	TPos	Freq	Level	Line	Margin	Level	Factor	Loss	Factor	MHz	dBuV/m	dBuV/m	dB	dBuV	dB/m	dB	dB	1	2349.26	56.84	74.00	-17.16	41.22	31.89	8.65	30.92	6.00	119	329	PEAK	<table border="1"> <thead> <tr> <th>Limit</th> <th>Read</th> <th>Ant</th> <th>Cable</th> <th>Preamp</th> <th>Aux</th> <th>APos</th> <th>TPos</th> </tr> <tr> <th>Freq</th> <th>Level</th> <th>Line</th> <th>Margin</th> <th>Level</th> <th>Factor</th> <th>Loss</th> <th>Factor</th> </tr> <tr> <th>MHz</th> <th>dBuV/m</th> <th>dBuV/m</th> <th>dB</th> <th>dBuV</th> <th>dB/m</th> <th>dB</th> <th>dB</th> </tr> </thead> <tbody> <tr> <td>1</td> <td>2412.00</td> <td>108.33</td> <td>-----</td> <td>-----</td> <td>92.38</td> <td>32.01</td> <td>8.81</td> <td>30.87</td> <td>6.00</td> <td>119</td> <td>329</td> <td>PEAK</td> </tr> </tbody> </table>	Limit	Read	Ant	Cable	Preamp	Aux	APos	TPos	Freq	Level	Line	Margin	Level	Factor	Loss	Factor	MHz	dBuV/m	dBuV/m	dB	dBuV	dB/m	dB	dB	1	2412.00	108.33	-----	-----	92.38	32.01	8.81	30.87	6.00	119	329	PEAK
	Limit	Read	Ant	Cable	Preamp	Aux	APos	TPos																																																																				
Freq	Level	Line	Margin	Level	Factor	Loss	Factor																																																																					
MHz	dBuV/m	dBuV/m	dB	dBuV	dB/m	dB	dB																																																																					
1	2349.26	56.84	74.00	-17.16	41.22	31.89	8.65	30.92	6.00	119	329	PEAK																																																																
Limit	Read	Ant	Cable	Preamp	Aux	APos	TPos																																																																					
Freq	Level	Line	Margin	Level	Factor	Loss	Factor																																																																					
MHz	dBuV/m	dBuV/m	dB	dBuV	dB/m	dB	dB																																																																					
1	2412.00	108.33	-----	-----	92.38	32.01	8.81	30.87	6.00	119	329	PEAK																																																																
Avg	<table border="1"> <thead> <tr> <th>Limit</th> <th>Read</th> <th>Ant</th> <th>Cable</th> <th>Preamp</th> <th>Aux</th> <th>APos</th> <th>TPos</th> </tr> <tr> <th>Freq</th> <th>Level</th> <th>Line</th> <th>Margin</th> <th>Level</th> <th>Factor</th> <th>Loss</th> <th>Factor</th> </tr> <tr> <th>MHz</th> <th>dBuV/m</th> <th>dBuV/m</th> <th>dB</th> <th>dBuV</th> <th>dB/m</th> <th>dB</th> <th>dB</th> </tr> </thead> <tbody> <tr> <td>1</td> <td>2374.48</td> <td>45.87</td> <td>54.00</td> <td>-8.13</td> <td>30.11</td> <td>31.94</td> <td>8.72</td> <td>30.90</td> <td>6.00</td> <td>119</td> <td>329</td> <td>AVERAGE</td> </tr> </tbody> </table>	Limit	Read	Ant	Cable	Preamp	Aux	APos	TPos	Freq	Level	Line	Margin	Level	Factor	Loss	Factor	MHz	dBuV/m	dBuV/m	dB	dBuV	dB/m	dB	dB	1	2374.48	45.87	54.00	-8.13	30.11	31.94	8.72	30.90	6.00	119	329	AVERAGE	<table border="1"> <thead> <tr> <th>Limit</th> <th>Read</th> <th>Ant</th> <th>Cable</th> <th>Preamp</th> <th>Aux</th> <th>APos</th> <th>TPos</th> </tr> <tr> <th>Freq</th> <th>Level</th> <th>Line</th> <th>Margin</th> <th>Level</th> <th>Factor</th> <th>Loss</th> <th>Factor</th> </tr> <tr> <th>MHz</th> <th>dBuV/m</th> <th>dBuV/m</th> <th>dB</th> <th>dBuV</th> <th>dB/m</th> <th>dB</th> <th>dB</th> </tr> </thead> <tbody> <tr> <td>1</td> <td>2412.00</td> <td>96.63</td> <td>-----</td> <td>-----</td> <td>80.68</td> <td>32.01</td> <td>8.81</td> <td>30.87</td> <td>6.00</td> <td>119</td> <td>329</td> <td>AVERAGE</td> </tr> </tbody> </table>	Limit	Read	Ant	Cable	Preamp	Aux	APos	TPos	Freq	Level	Line	Margin	Level	Factor	Loss	Factor	MHz	dBuV/m	dBuV/m	dB	dBuV	dB/m	dB	dB	1	2412.00	96.63	-----	-----	80.68	32.01	8.81	30.87	6.00	119	329	AVERAGE
	Limit	Read	Ant	Cable	Preamp	Aux	APos	TPos																																																																				
Freq	Level	Line	Margin	Level	Factor	Loss	Factor																																																																					
MHz	dBuV/m	dBuV/m	dB	dBuV	dB/m	dB	dB																																																																					
1	2374.48	45.87	54.00	-8.13	30.11	31.94	8.72	30.90	6.00	119	329	AVERAGE																																																																
Limit	Read	Ant	Cable	Preamp	Aux	APos	TPos																																																																					
Freq	Level	Line	Margin	Level	Factor	Loss	Factor																																																																					
MHz	dBuV/m	dBuV/m	dB	dBuV	dB/m	dB	dB																																																																					
1	2412.00	96.63	-----	-----	80.68	32.01	8.81	30.87	6.00	119	329	AVERAGE																																																																



Mode	55																																																																																	
	Band Edge																																																																																	
	2400-2483.5_802.11ax HE20_CH01_RU52/37_2412MHz																																																																																	
ANT	1																																																																																	
Pol.	Vertical	Fundamental																																																																																
Peak	<table border="1"> <thead> <tr> <th>Limit</th> <th>Read</th> <th>Ant</th> <th>Cable</th> <th>Preamp</th> <th>Aux</th> <th>APos</th> <th>TPos</th> <th>Remark</th> </tr> <tr> <th>Freq</th> <th>Level</th> <th>Line Margin</th> <th>Level Factor</th> <th>Loss Factor</th> <th>Factor</th> <th></th> <th></th> <th></th> </tr> <tr> <th>MHz</th> <th>dBuV/m</th> <th>dBuV/m</th> <th>dB</th> <th>dBuV</th> <th>dB/m</th> <th>dB</th> <th>dB</th> <th>cm</th> <th>deg</th> </tr> </thead> <tbody> <tr> <td>1</td> <td>2389.17</td> <td>57.27</td> <td>74.00</td> <td>-16.73</td> <td>41.41</td> <td>31.98</td> <td>8.77</td> <td>30.89</td> <td>6.00</td> <td>360</td> <td>0 PEAK</td> </tr> </tbody> </table>	Limit	Read	Ant	Cable	Preamp	Aux	APos	TPos	Remark	Freq	Level	Line Margin	Level Factor	Loss Factor	Factor				MHz	dBuV/m	dBuV/m	dB	dBuV	dB/m	dB	dB	cm	deg	1	2389.17	57.27	74.00	-16.73	41.41	31.98	8.77	30.89	6.00	360	0 PEAK	<table border="1"> <thead> <tr> <th>Limit</th> <th>Read</th> <th>Ant</th> <th>Cable</th> <th>Preamp</th> <th>Aux</th> <th>APos</th> <th>TPos</th> <th>Remark</th> </tr> <tr> <th>Freq</th> <th>Level</th> <th>Line Margin</th> <th>Level Factor</th> <th>Loss Factor</th> <th>Factor</th> <th></th> <th></th> <th></th> </tr> <tr> <th>MHz</th> <th>dBuV/m</th> <th>dBuV/m</th> <th>dB</th> <th>dBuV</th> <th>dB/m</th> <th>dB</th> <th>dB</th> <th>cm</th> <th>deg</th> </tr> </thead> <tbody> <tr> <td>1</td> <td>2412.00</td> <td>104.81</td> <td>-----</td> <td>-----</td> <td>88.86</td> <td>32.01</td> <td>8.81</td> <td>30.87</td> <td>6.00</td> <td>360</td> <td>0 PEAK</td> </tr> </tbody> </table>	Limit	Read	Ant	Cable	Preamp	Aux	APos	TPos	Remark	Freq	Level	Line Margin	Level Factor	Loss Factor	Factor				MHz	dBuV/m	dBuV/m	dB	dBuV	dB/m	dB	dB	cm	deg	1	2412.00	104.81	-----	-----	88.86	32.01	8.81	30.87	6.00	360	0 PEAK
	Limit	Read	Ant	Cable	Preamp	Aux	APos	TPos	Remark																																																																									
Freq	Level	Line Margin	Level Factor	Loss Factor	Factor																																																																													
MHz	dBuV/m	dBuV/m	dB	dBuV	dB/m	dB	dB	cm	deg																																																																									
1	2389.17	57.27	74.00	-16.73	41.41	31.98	8.77	30.89	6.00	360	0 PEAK																																																																							
Limit	Read	Ant	Cable	Preamp	Aux	APos	TPos	Remark																																																																										
Freq	Level	Line Margin	Level Factor	Loss Factor	Factor																																																																													
MHz	dBuV/m	dBuV/m	dB	dBuV	dB/m	dB	dB	cm	deg																																																																									
1	2412.00	104.81	-----	-----	88.86	32.01	8.81	30.87	6.00	360	0 PEAK																																																																							
Avg	<table border="1"> <thead> <tr> <th>Limit</th> <th>Read</th> <th>Ant</th> <th>Cable</th> <th>Preamp</th> <th>Aux</th> <th>APos</th> <th>TPos</th> <th>Remark</th> </tr> <tr> <th>Freq</th> <th>Level</th> <th>Line Margin</th> <th>Level Factor</th> <th>Loss Factor</th> <th>Factor</th> <th></th> <th></th> <th></th> </tr> <tr> <th>MHz</th> <th>dBuV/m</th> <th>dBuV/m</th> <th>dB</th> <th>dBuV</th> <th>dB/m</th> <th>dB</th> <th>dB</th> <th>cm</th> <th>deg</th> </tr> </thead> <tbody> <tr> <td>1</td> <td>2363.30</td> <td>45.95</td> <td>54.00</td> <td>-8.05</td> <td>30.25</td> <td>31.92</td> <td>8.69</td> <td>30.91</td> <td>6.00</td> <td>360</td> <td>0 AVERAGE</td> </tr> </tbody> </table>	Limit	Read	Ant	Cable	Preamp	Aux	APos	TPos	Remark	Freq	Level	Line Margin	Level Factor	Loss Factor	Factor				MHz	dBuV/m	dBuV/m	dB	dBuV	dB/m	dB	dB	cm	deg	1	2363.30	45.95	54.00	-8.05	30.25	31.92	8.69	30.91	6.00	360	0 AVERAGE	<table border="1"> <thead> <tr> <th>Limit</th> <th>Read</th> <th>Ant</th> <th>Cable</th> <th>Preamp</th> <th>Aux</th> <th>APos</th> <th>TPos</th> <th>Remark</th> </tr> <tr> <th>Freq</th> <th>Level</th> <th>Line Margin</th> <th>Level Factor</th> <th>Loss Factor</th> <th>Factor</th> <th></th> <th></th> <th></th> </tr> <tr> <th>MHz</th> <th>dBuV/m</th> <th>dBuV/m</th> <th>dB</th> <th>dBuV</th> <th>dB/m</th> <th>dB</th> <th>dB</th> <th>cm</th> <th>deg</th> </tr> </thead> <tbody> <tr> <td>1</td> <td>2412.00</td> <td>95.81</td> <td>-----</td> <td>-----</td> <td>79.86</td> <td>32.01</td> <td>8.81</td> <td>30.87</td> <td>6.00</td> <td>360</td> <td>0 AVERAGE</td> </tr> </tbody> </table>	Limit	Read	Ant	Cable	Preamp	Aux	APos	TPos	Remark	Freq	Level	Line Margin	Level Factor	Loss Factor	Factor				MHz	dBuV/m	dBuV/m	dB	dBuV	dB/m	dB	dB	cm	deg	1	2412.00	95.81	-----	-----	79.86	32.01	8.81	30.87	6.00	360	0 AVERAGE
Limit	Read	Ant	Cable	Preamp	Aux	APos	TPos	Remark																																																																										
Freq	Level	Line Margin	Level Factor	Loss Factor	Factor																																																																													
MHz	dBuV/m	dBuV/m	dB	dBuV	dB/m	dB	dB	cm	deg																																																																									
1	2363.30	45.95	54.00	-8.05	30.25	31.92	8.69	30.91	6.00	360	0 AVERAGE																																																																							
Limit	Read	Ant	Cable	Preamp	Aux	APos	TPos	Remark																																																																										
Freq	Level	Line Margin	Level Factor	Loss Factor	Factor																																																																													
MHz	dBuV/m	dBuV/m	dB	dBuV	dB/m	dB	dB	cm	deg																																																																									
1	2412.00	95.81	-----	-----	79.86	32.01	8.81	30.87	6.00	360	0 AVERAGE																																																																							



Mode	56																																																																																			
	Band Edge																																																																																			
	2400-2483.5_802.11ax HE20_CH01_RU106/53_2412MHz																																																																																			
ANT	1																																																																																			
Pol.	Horizontal	Fundamental																																																																																		
Peak	 <table border="1"> <thead> <tr> <th>Limit</th> <th>Read</th> <th>Ant</th> <th>Cable</th> <th>Preamp</th> <th>Aux</th> <th>APos</th> <th>TPos</th> <th>Remark</th> </tr> <tr> <th>Freq</th> <th>Level</th> <th>Line Margin</th> <th>Level Factor</th> <th>Loss Factor</th> <th>Factor</th> <th></th> <th></th> <th></th> </tr> <tr> <th>MHz</th> <th>dBuV/m</th> <th>dBuV/m</th> <th>dB</th> <th>dBuV</th> <th>dB/m</th> <th>dB</th> <th>dB</th> <th>cm</th> <th>deg</th> </tr> </thead> <tbody> <tr> <td>1</td> <td>2387.87</td> <td>58.20</td> <td>74.00</td> <td>-15.80</td> <td>42.36</td> <td>31.97</td> <td>8.76</td> <td>30.89</td> <td>6.00</td> <td>117</td> <td>333</td> <td>PEAK</td> </tr> </tbody> </table>	Limit	Read	Ant	Cable	Preamp	Aux	APos	TPos	Remark	Freq	Level	Line Margin	Level Factor	Loss Factor	Factor				MHz	dBuV/m	dBuV/m	dB	dBuV	dB/m	dB	dB	cm	deg	1	2387.87	58.20	74.00	-15.80	42.36	31.97	8.76	30.89	6.00	117	333	PEAK	 <table border="1"> <thead> <tr> <th>Limit</th> <th>Read</th> <th>Ant</th> <th>Cable</th> <th>Preamp</th> <th>Aux</th> <th>APos</th> <th>TPos</th> <th>Remark</th> </tr> <tr> <th>Freq</th> <th>Level</th> <th>Line Margin</th> <th>Level Factor</th> <th>Loss Factor</th> <th>Factor</th> <th></th> <th></th> <th></th> </tr> <tr> <th>MHz</th> <th>dBuV/m</th> <th>dBuV/m</th> <th>dB</th> <th>dBuV</th> <th>dB/m</th> <th>dB</th> <th>dB</th> <th>cm</th> <th>deg</th> </tr> </thead> <tbody> <tr> <td>1</td> <td>2412.00</td> <td>104.66</td> <td>-----</td> <td>-----</td> <td>88.69</td> <td>32.01</td> <td>8.82</td> <td>30.86</td> <td>6.00</td> <td>117</td> <td>333</td> <td>PEAK</td> </tr> </tbody> </table>	Limit	Read	Ant	Cable	Preamp	Aux	APos	TPos	Remark	Freq	Level	Line Margin	Level Factor	Loss Factor	Factor				MHz	dBuV/m	dBuV/m	dB	dBuV	dB/m	dB	dB	cm	deg	1	2412.00	104.66	-----	-----	88.69	32.01	8.82	30.86	6.00	117	333	PEAK
	Limit	Read	Ant	Cable	Preamp	Aux	APos	TPos	Remark																																																																											
Freq	Level	Line Margin	Level Factor	Loss Factor	Factor																																																																															
MHz	dBuV/m	dBuV/m	dB	dBuV	dB/m	dB	dB	cm	deg																																																																											
1	2387.87	58.20	74.00	-15.80	42.36	31.97	8.76	30.89	6.00	117	333	PEAK																																																																								
Limit	Read	Ant	Cable	Preamp	Aux	APos	TPos	Remark																																																																												
Freq	Level	Line Margin	Level Factor	Loss Factor	Factor																																																																															
MHz	dBuV/m	dBuV/m	dB	dBuV	dB/m	dB	dB	cm	deg																																																																											
1	2412.00	104.66	-----	-----	88.69	32.01	8.82	30.86	6.00	117	333	PEAK																																																																								
Avg	 <table border="1"> <thead> <tr> <th>Limit</th> <th>Read</th> <th>Ant</th> <th>Cable</th> <th>Preamp</th> <th>Aux</th> <th>APos</th> <th>TPos</th> <th>Remark</th> </tr> <tr> <th>Freq</th> <th>Level</th> <th>Line Margin</th> <th>Level Factor</th> <th>Loss Factor</th> <th>Factor</th> <th></th> <th></th> <th></th> </tr> <tr> <th>MHz</th> <th>dBuV/m</th> <th>dBuV/m</th> <th>dB</th> <th>dBuV</th> <th>dB/m</th> <th>dB</th> <th>dB</th> <th>cm</th> <th>deg</th> </tr> </thead> <tbody> <tr> <td>1</td> <td>2389.56</td> <td>46.92</td> <td>54.00</td> <td>-7.08</td> <td>31.06</td> <td>31.98</td> <td>8.77</td> <td>30.89</td> <td>6.00</td> <td>117</td> <td>333</td> <td>AVERAGE</td> </tr> </tbody> </table>	Limit	Read	Ant	Cable	Preamp	Aux	APos	TPos	Remark	Freq	Level	Line Margin	Level Factor	Loss Factor	Factor				MHz	dBuV/m	dBuV/m	dB	dBuV	dB/m	dB	dB	cm	deg	1	2389.56	46.92	54.00	-7.08	31.06	31.98	8.77	30.89	6.00	117	333	AVERAGE	 <table border="1"> <thead> <tr> <th>Limit</th> <th>Read</th> <th>Ant</th> <th>Cable</th> <th>Preamp</th> <th>Aux</th> <th>APos</th> <th>TPos</th> <th>Remark</th> </tr> <tr> <th>Freq</th> <th>Level</th> <th>Line Margin</th> <th>Level Factor</th> <th>Loss Factor</th> <th>Factor</th> <th></th> <th></th> <th></th> </tr> <tr> <th>MHz</th> <th>dBuV/m</th> <th>dBuV/m</th> <th>dB</th> <th>dBuV</th> <th>dB/m</th> <th>dB</th> <th>dB</th> <th>cm</th> <th>deg</th> </tr> </thead> <tbody> <tr> <td>1</td> <td>2412.00</td> <td>95.70</td> <td>-----</td> <td>-----</td> <td>79.73</td> <td>32.01</td> <td>8.82</td> <td>30.86</td> <td>6.00</td> <td>117</td> <td>333</td> <td>AVERAGE</td> </tr> </tbody> </table>	Limit	Read	Ant	Cable	Preamp	Aux	APos	TPos	Remark	Freq	Level	Line Margin	Level Factor	Loss Factor	Factor				MHz	dBuV/m	dBuV/m	dB	dBuV	dB/m	dB	dB	cm	deg	1	2412.00	95.70	-----	-----	79.73	32.01	8.82	30.86	6.00	117	333	AVERAGE
Limit	Read	Ant	Cable	Preamp	Aux	APos	TPos	Remark																																																																												
Freq	Level	Line Margin	Level Factor	Loss Factor	Factor																																																																															
MHz	dBuV/m	dBuV/m	dB	dBuV	dB/m	dB	dB	cm	deg																																																																											
1	2389.56	46.92	54.00	-7.08	31.06	31.98	8.77	30.89	6.00	117	333	AVERAGE																																																																								
Limit	Read	Ant	Cable	Preamp	Aux	APos	TPos	Remark																																																																												
Freq	Level	Line Margin	Level Factor	Loss Factor	Factor																																																																															
MHz	dBuV/m	dBuV/m	dB	dBuV	dB/m	dB	dB	cm	deg																																																																											
1	2412.00	95.70	-----	-----	79.73	32.01	8.82	30.86	6.00	117	333	AVERAGE																																																																								



Mode	56																																																																																											
	Band Edge																																																																																											
	2400-2483.5_802.11ax HE20_CH01_RU106/53_2412MHZ																																																																																											
ANT	1																																																																																											
Pol.	Vertical	Fundamental																																																																																										
Peak	<table border="1"> <thead> <tr> <th>Limit</th> <th>Read</th> <th>Ant</th> <th>Cable</th> <th>Preamp</th> <th>Aux</th> <th>APos</th> <th>TPos</th> <th>Remark</th> </tr> <tr> <th>Freq</th> <th>Level</th> <th>Line</th> <th>Margin</th> <th>Level</th> <th>Factor</th> <th>Loss</th> <th>Factor</th> <th>Factor</th> </tr> <tr> <th>MHz</th> <th>dBuV/m</th> <th>dBuV/m</th> <th>dB</th> <th>dBuV</th> <th>dB/m</th> <th>dB</th> <th>dB</th> <th>dB</th> </tr> </thead> <tbody> <tr> <td>1 2378.51</td> <td>57.53</td> <td>74.00</td> <td>-16.47</td> <td>41.74</td> <td>31.95</td> <td>8.74</td> <td>30.90</td> <td>6.00</td> </tr> <tr> <td></td> <td></td> <td></td> <td></td> <td></td> <td></td> <td></td> <td></td> <td>274 0 PEAK</td> </tr> </tbody> </table>	Limit	Read	Ant	Cable	Preamp	Aux	APos	TPos	Remark	Freq	Level	Line	Margin	Level	Factor	Loss	Factor	Factor	MHz	dBuV/m	dBuV/m	dB	dBuV	dB/m	dB	dB	dB	1 2378.51	57.53	74.00	-16.47	41.74	31.95	8.74	30.90	6.00									274 0 PEAK	<table border="1"> <thead> <tr> <th>Limit</th> <th>Read</th> <th>Ant</th> <th>Cable</th> <th>Preamp</th> <th>Aux</th> <th>APos</th> <th>TPos</th> <th>Remark</th> </tr> <tr> <th>Freq</th> <th>Level</th> <th>Line</th> <th>Margin</th> <th>Level</th> <th>Factor</th> <th>Loss</th> <th>Factor</th> <th>Factor</th> </tr> <tr> <th>MHz</th> <th>dBuV/m</th> <th>dBuV/m</th> <th>dB</th> <th>dBuV</th> <th>dB/m</th> <th>dB</th> <th>dB</th> <th>dB</th> </tr> </thead> <tbody> <tr> <td>1 2412.00</td> <td>104.10</td> <td>-----</td> <td>-----</td> <td>88.11</td> <td>32.01</td> <td>8.83</td> <td>30.85</td> <td>6.00</td> </tr> <tr> <td></td> <td></td> <td></td> <td></td> <td></td> <td></td> <td></td> <td></td> <td>274 0 PEAK</td> </tr> </tbody> </table>	Limit	Read	Ant	Cable	Preamp	Aux	APos	TPos	Remark	Freq	Level	Line	Margin	Level	Factor	Loss	Factor	Factor	MHz	dBuV/m	dBuV/m	dB	dBuV	dB/m	dB	dB	dB	1 2412.00	104.10	-----	-----	88.11	32.01	8.83	30.85	6.00									274 0 PEAK
	Limit	Read	Ant	Cable	Preamp	Aux	APos	TPos	Remark																																																																																			
Freq	Level	Line	Margin	Level	Factor	Loss	Factor	Factor																																																																																				
MHz	dBuV/m	dBuV/m	dB	dBuV	dB/m	dB	dB	dB																																																																																				
1 2378.51	57.53	74.00	-16.47	41.74	31.95	8.74	30.90	6.00																																																																																				
								274 0 PEAK																																																																																				
Limit	Read	Ant	Cable	Preamp	Aux	APos	TPos	Remark																																																																																				
Freq	Level	Line	Margin	Level	Factor	Loss	Factor	Factor																																																																																				
MHz	dBuV/m	dBuV/m	dB	dBuV	dB/m	dB	dB	dB																																																																																				
1 2412.00	104.10	-----	-----	88.11	32.01	8.83	30.85	6.00																																																																																				
								274 0 PEAK																																																																																				
Avg	<table border="1"> <thead> <tr> <th>Limit</th> <th>Read</th> <th>Ant</th> <th>Cable</th> <th>Preamp</th> <th>Aux</th> <th>APos</th> <th>TPos</th> <th>Remark</th> </tr> <tr> <th>Freq</th> <th>Level</th> <th>Line</th> <th>Margin</th> <th>Level</th> <th>Factor</th> <th>Loss</th> <th>Factor</th> <th>Factor</th> </tr> <tr> <th>MHz</th> <th>dBuV/m</th> <th>dBuV/m</th> <th>dB</th> <th>dBuV</th> <th>dB/m</th> <th>dB</th> <th>dB</th> <th>dB</th> </tr> </thead> <tbody> <tr> <td>1 2388.39</td> <td>47.72</td> <td>54.00</td> <td>-6.28</td> <td>31.87</td> <td>31.97</td> <td>8.77</td> <td>30.89</td> <td>6.00</td> </tr> <tr> <td></td> <td></td> <td></td> <td></td> <td></td> <td></td> <td></td> <td></td> <td>274 0 AVERAGE</td> </tr> </tbody> </table>	Limit	Read	Ant	Cable	Preamp	Aux	APos	TPos	Remark	Freq	Level	Line	Margin	Level	Factor	Loss	Factor	Factor	MHz	dBuV/m	dBuV/m	dB	dBuV	dB/m	dB	dB	dB	1 2388.39	47.72	54.00	-6.28	31.87	31.97	8.77	30.89	6.00									274 0 AVERAGE	<table border="1"> <thead> <tr> <th>Limit</th> <th>Read</th> <th>Ant</th> <th>Cable</th> <th>Preamp</th> <th>Aux</th> <th>APos</th> <th>TPos</th> <th>Remark</th> </tr> <tr> <th>Freq</th> <th>Level</th> <th>Line</th> <th>Margin</th> <th>Level</th> <th>Factor</th> <th>Loss</th> <th>Factor</th> <th>Factor</th> </tr> <tr> <th>MHz</th> <th>dBuV/m</th> <th>dBuV/m</th> <th>dB</th> <th>dBuV</th> <th>dB/m</th> <th>dB</th> <th>dB</th> <th>dB</th> </tr> </thead> <tbody> <tr> <td>1 2412.00</td> <td>95.10</td> <td>-----</td> <td>-----</td> <td>79.11</td> <td>32.01</td> <td>8.83</td> <td>30.85</td> <td>6.00</td> </tr> <tr> <td></td> <td></td> <td></td> <td></td> <td></td> <td></td> <td></td> <td></td> <td>274 0 AVERAGE</td> </tr> </tbody> </table>	Limit	Read	Ant	Cable	Preamp	Aux	APos	TPos	Remark	Freq	Level	Line	Margin	Level	Factor	Loss	Factor	Factor	MHz	dBuV/m	dBuV/m	dB	dBuV	dB/m	dB	dB	dB	1 2412.00	95.10	-----	-----	79.11	32.01	8.83	30.85	6.00									274 0 AVERAGE
	Limit	Read	Ant	Cable	Preamp	Aux	APos	TPos	Remark																																																																																			
Freq	Level	Line	Margin	Level	Factor	Loss	Factor	Factor																																																																																				
MHz	dBuV/m	dBuV/m	dB	dBuV	dB/m	dB	dB	dB																																																																																				
1 2388.39	47.72	54.00	-6.28	31.87	31.97	8.77	30.89	6.00																																																																																				
								274 0 AVERAGE																																																																																				
Limit	Read	Ant	Cable	Preamp	Aux	APos	TPos	Remark																																																																																				
Freq	Level	Line	Margin	Level	Factor	Loss	Factor	Factor																																																																																				
MHz	dBuV/m	dBuV/m	dB	dBuV	dB/m	dB	dB	dB																																																																																				
1 2412.00	95.10	-----	-----	79.11	32.01	8.83	30.85	6.00																																																																																				
								274 0 AVERAGE																																																																																				



Mode	57																																																																																											
	Band Edge - L																																																																																											
	2400-2483.5_802.11ax HE20_CH06_RU26/0_2437MHz																																																																																											
ANT	1																																																																																											
Pol.	Horizontal	Fundamental																																																																																										
Peak	<table border="1"> <thead> <tr> <th>Limit</th> <th>Read</th> <th>Ant</th> <th>Cable</th> <th>Preamp</th> <th>Aux</th> <th>APos</th> <th>TPos</th> <th>Remark</th> </tr> <tr> <th>Freq</th> <th>Level</th> <th>Line</th> <th>Margin</th> <th>Level</th> <th>Factor</th> <th>Loss</th> <th>Factor</th> <th>Factor</th> </tr> <tr> <th>MHz</th> <th>dBuV/m</th> <th>dBuV/m</th> <th>dB</th> <th>dBuV</th> <th>dB/m</th> <th>dB</th> <th>dB</th> <th>dB</th> </tr> </thead> <tbody> <tr> <td>1 2359.28</td> <td>57.38</td> <td>74.00</td> <td>-16.62</td> <td>41.70</td> <td>31.91</td> <td>8.68</td> <td>30.91</td> <td>6.00</td> </tr> <tr> <td></td> <td></td> <td></td> <td></td> <td></td> <td></td> <td></td> <td></td> <td>175 71 PEAK</td> </tr> </tbody> </table>	Limit	Read	Ant	Cable	Preamp	Aux	APos	TPos	Remark	Freq	Level	Line	Margin	Level	Factor	Loss	Factor	Factor	MHz	dBuV/m	dBuV/m	dB	dBuV	dB/m	dB	dB	dB	1 2359.28	57.38	74.00	-16.62	41.70	31.91	8.68	30.91	6.00									175 71 PEAK	<table border="1"> <thead> <tr> <th>Limit</th> <th>Read</th> <th>Ant</th> <th>Cable</th> <th>Preamp</th> <th>Aux</th> <th>APos</th> <th>TPos</th> <th>Remark</th> </tr> <tr> <th>Freq</th> <th>Level</th> <th>Line</th> <th>Margin</th> <th>Level</th> <th>Factor</th> <th>Loss</th> <th>Factor</th> <th>Factor</th> </tr> <tr> <th>MHz</th> <th>dBuV/m</th> <th>dBuV/m</th> <th>dB</th> <th>dBuV</th> <th>dB/m</th> <th>dB</th> <th>dB</th> <th>dB</th> </tr> </thead> <tbody> <tr> <td>1 2437.00</td> <td>114.81</td> <td>-----</td> <td>-----</td> <td>98.68</td> <td>32.04</td> <td>8.89</td> <td>30.80</td> <td>6.00</td> </tr> <tr> <td></td> <td></td> <td></td> <td></td> <td></td> <td></td> <td></td> <td></td> <td>175 71 PEAK</td> </tr> </tbody> </table>	Limit	Read	Ant	Cable	Preamp	Aux	APos	TPos	Remark	Freq	Level	Line	Margin	Level	Factor	Loss	Factor	Factor	MHz	dBuV/m	dBuV/m	dB	dBuV	dB/m	dB	dB	dB	1 2437.00	114.81	-----	-----	98.68	32.04	8.89	30.80	6.00									175 71 PEAK
Limit	Read	Ant	Cable	Preamp	Aux	APos	TPos	Remark																																																																																				
Freq	Level	Line	Margin	Level	Factor	Loss	Factor	Factor																																																																																				
MHz	dBuV/m	dBuV/m	dB	dBuV	dB/m	dB	dB	dB																																																																																				
1 2359.28	57.38	74.00	-16.62	41.70	31.91	8.68	30.91	6.00																																																																																				
								175 71 PEAK																																																																																				
Limit	Read	Ant	Cable	Preamp	Aux	APos	TPos	Remark																																																																																				
Freq	Level	Line	Margin	Level	Factor	Loss	Factor	Factor																																																																																				
MHz	dBuV/m	dBuV/m	dB	dBuV	dB/m	dB	dB	dB																																																																																				
1 2437.00	114.81	-----	-----	98.68	32.04	8.89	30.80	6.00																																																																																				
								175 71 PEAK																																																																																				
Avg	<table border="1"> <thead> <tr> <th>Limit</th> <th>Read</th> <th>Ant</th> <th>Cable</th> <th>Preamp</th> <th>Aux</th> <th>APos</th> <th>TPos</th> <th>Remark</th> </tr> <tr> <th>Freq</th> <th>Level</th> <th>Line</th> <th>Margin</th> <th>Level</th> <th>Factor</th> <th>Loss</th> <th>Factor</th> <th>Factor</th> </tr> <tr> <th>MHz</th> <th>dBuV/m</th> <th>dBuV/m</th> <th>dB</th> <th>dBuV</th> <th>dB/m</th> <th>dB</th> <th>dB</th> <th>dB</th> </tr> </thead> <tbody> <tr> <td>1 2308.11</td> <td>45.93</td> <td>54.00</td> <td>-8.07</td> <td>30.09</td> <td>31.97</td> <td>8.76</td> <td>30.89</td> <td>6.00</td> </tr> <tr> <td></td> <td></td> <td></td> <td></td> <td></td> <td></td> <td></td> <td></td> <td>175 71 AVERAGE</td> </tr> </tbody> </table>	Limit	Read	Ant	Cable	Preamp	Aux	APos	TPos	Remark	Freq	Level	Line	Margin	Level	Factor	Loss	Factor	Factor	MHz	dBuV/m	dBuV/m	dB	dBuV	dB/m	dB	dB	dB	1 2308.11	45.93	54.00	-8.07	30.09	31.97	8.76	30.89	6.00									175 71 AVERAGE	<table border="1"> <thead> <tr> <th>Limit</th> <th>Read</th> <th>Ant</th> <th>Cable</th> <th>Preamp</th> <th>Aux</th> <th>APos</th> <th>TPos</th> <th>Remark</th> </tr> <tr> <th>Freq</th> <th>Level</th> <th>Line</th> <th>Margin</th> <th>Level</th> <th>Factor</th> <th>Loss</th> <th>Factor</th> <th>Factor</th> </tr> <tr> <th>MHz</th> <th>dBuV/m</th> <th>dBuV/m</th> <th>dB</th> <th>dBuV</th> <th>dB/m</th> <th>dB</th> <th>dB</th> <th>dB</th> </tr> </thead> <tbody> <tr> <td>1 2437.00</td> <td>104.26</td> <td>-----</td> <td>-----</td> <td>88.14</td> <td>32.04</td> <td>8.88</td> <td>30.80</td> <td>6.00</td> </tr> <tr> <td></td> <td></td> <td></td> <td></td> <td></td> <td></td> <td></td> <td></td> <td>175 71 AVERAGE</td> </tr> </tbody> </table>	Limit	Read	Ant	Cable	Preamp	Aux	APos	TPos	Remark	Freq	Level	Line	Margin	Level	Factor	Loss	Factor	Factor	MHz	dBuV/m	dBuV/m	dB	dBuV	dB/m	dB	dB	dB	1 2437.00	104.26	-----	-----	88.14	32.04	8.88	30.80	6.00									175 71 AVERAGE
Limit	Read	Ant	Cable	Preamp	Aux	APos	TPos	Remark																																																																																				
Freq	Level	Line	Margin	Level	Factor	Loss	Factor	Factor																																																																																				
MHz	dBuV/m	dBuV/m	dB	dBuV	dB/m	dB	dB	dB																																																																																				
1 2308.11	45.93	54.00	-8.07	30.09	31.97	8.76	30.89	6.00																																																																																				
								175 71 AVERAGE																																																																																				
Limit	Read	Ant	Cable	Preamp	Aux	APos	TPos	Remark																																																																																				
Freq	Level	Line	Margin	Level	Factor	Loss	Factor	Factor																																																																																				
MHz	dBuV/m	dBuV/m	dB	dBuV	dB/m	dB	dB	dB																																																																																				
1 2437.00	104.26	-----	-----	88.14	32.04	8.88	30.80	6.00																																																																																				
								175 71 AVERAGE																																																																																				



Mode	57																																											
	Band Edge - R																																											
	2400-2483.5_802.11ax HE20_CH06_RU26/0_2437MHz																																											
ANT	1																																											
Pol.	Horizontal	Fundamental																																										
Peak	<table border="1"> <thead> <tr> <th>Limit</th> <th>Read</th> <th>Ant</th> <th>Cable</th> <th>Preamp</th> <th>Aux</th> <th>APos</th> <th>TPos</th> <th>Remark</th> </tr> <tr> <th>Freq</th> <th>Level</th> <th>Line</th> <th>Margin</th> <th>Level</th> <th>Factor</th> <th>Loss</th> <th>Factor</th> <th>Factor</th> <th>cm</th> <th>deg</th> </tr> <tr> <th>MHz</th> <th>dBuV/m</th> <th>dBuV/m</th> <th>dB</th> <th>dBuV</th> <th>dB/m</th> <th>dB</th> <th>dB</th> <th>dB</th> <th>cm</th> <th>deg</th> </tr> </thead> <tbody> <tr> <td>1 2485.13</td> <td>57.59</td> <td>74.00</td> <td>-16.41</td> <td>41.04</td> <td>32.13</td> <td>9.06</td> <td>30.64</td> <td>6.00</td> <td>175</td> <td>71 PEAK</td> </tr> </tbody> </table>	Limit	Read	Ant	Cable	Preamp	Aux	APos	TPos	Remark	Freq	Level	Line	Margin	Level	Factor	Loss	Factor	Factor	cm	deg	MHz	dBuV/m	dBuV/m	dB	dBuV	dB/m	dB	dB	dB	cm	deg	1 2485.13	57.59	74.00	-16.41	41.04	32.13	9.06	30.64	6.00	175	71 PEAK	Blank
Limit	Read	Ant	Cable	Preamp	Aux	APos	TPos	Remark																																				
Freq	Level	Line	Margin	Level	Factor	Loss	Factor	Factor	cm	deg																																		
MHz	dBuV/m	dBuV/m	dB	dBuV	dB/m	dB	dB	dB	cm	deg																																		
1 2485.13	57.59	74.00	-16.41	41.04	32.13	9.06	30.64	6.00	175	71 PEAK																																		
Avg	<table border="1"> <thead> <tr> <th>Limit</th> <th>Read</th> <th>Ant</th> <th>Cable</th> <th>Preamp</th> <th>Aux</th> <th>APos</th> <th>TPos</th> <th>Remark</th> </tr> <tr> <th>Freq</th> <th>Level</th> <th>Line</th> <th>Margin</th> <th>Level</th> <th>Factor</th> <th>Loss</th> <th>Factor</th> <th>Factor</th> <th>cm</th> <th>deg</th> </tr> <tr> <th>MHz</th> <th>dBuV/m</th> <th>dBuV/m</th> <th>dB</th> <th>dBuV</th> <th>dB/m</th> <th>dB</th> <th>dB</th> <th>dB</th> <th>cm</th> <th>deg</th> </tr> </thead> <tbody> <tr> <td>1 2498.24</td> <td>46.66</td> <td>54.00</td> <td>-7.34</td> <td>30.02</td> <td>32.15</td> <td>9.09</td> <td>30.60</td> <td>6.00</td> <td>175</td> <td>71 AVERAGE</td> </tr> </tbody> </table>	Limit	Read	Ant	Cable	Preamp	Aux	APos	TPos	Remark	Freq	Level	Line	Margin	Level	Factor	Loss	Factor	Factor	cm	deg	MHz	dBuV/m	dBuV/m	dB	dBuV	dB/m	dB	dB	dB	cm	deg	1 2498.24	46.66	54.00	-7.34	30.02	32.15	9.09	30.60	6.00	175	71 AVERAGE	Blank
Limit	Read	Ant	Cable	Preamp	Aux	APos	TPos	Remark																																				
Freq	Level	Line	Margin	Level	Factor	Loss	Factor	Factor	cm	deg																																		
MHz	dBuV/m	dBuV/m	dB	dBuV	dB/m	dB	dB	dB	cm	deg																																		
1 2498.24	46.66	54.00	-7.34	30.02	32.15	9.09	30.60	6.00	175	71 AVERAGE																																		

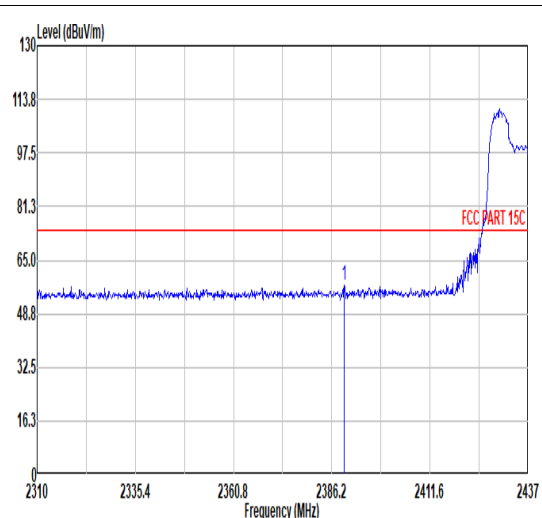
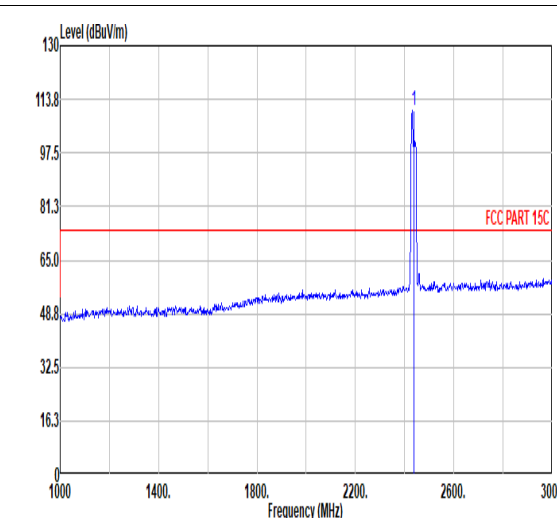
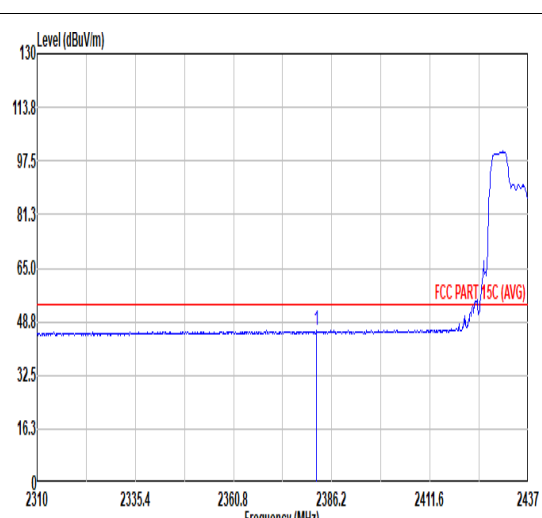
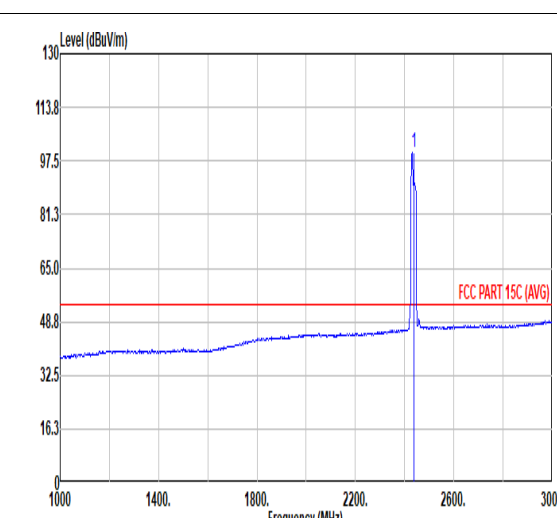


Mode	57																																																																															
	Band Edge - L																																																																															
	2400-2483.5_802.11ax HE20_CH06_RU26/0_2437MHz																																																																															
ANT	1																																																																															
Pol.	Vertical	Fundamental																																																																														
Peak	<table border="1"> <thead> <tr> <th>Limit</th> <th>Read</th> <th>Ant</th> <th>Cable</th> <th>Preamp</th> <th>Aux</th> <th>APos</th> <th>TPos</th> <th>Remark</th> </tr> <tr> <th>Freq</th> <th>Level</th> <th>Line Margin</th> <th>Level Factor</th> <th>Loss Factor</th> <th>Factor</th> <th></th> <th></th> <th></th> </tr> <tr> <th>MHz</th> <th>dBuV/m</th> <th>dBuV/m</th> <th>dB</th> <th>dBuV</th> <th>dB/m</th> <th>dB</th> <th>dB</th> <th>cm</th> <th>deg</th> </tr> </thead> <tbody> <tr> <td>1 2348.23</td> <td>57.50</td> <td>74.00</td> <td>-16.50</td> <td>41.89</td> <td>31.89</td> <td>8.64</td> <td>30.92</td> <td>6.00</td> <td>100</td> <td>97 PEAK</td> </tr> </tbody> </table>	Limit	Read	Ant	Cable	Preamp	Aux	APos	TPos	Remark	Freq	Level	Line Margin	Level Factor	Loss Factor	Factor				MHz	dBuV/m	dBuV/m	dB	dBuV	dB/m	dB	dB	cm	deg	1 2348.23	57.50	74.00	-16.50	41.89	31.89	8.64	30.92	6.00	100	97 PEAK	<table border="1"> <thead> <tr> <th>Limit</th> <th>Read</th> <th>Ant</th> <th>Cable</th> <th>Preamp</th> <th>Aux</th> <th>APos</th> <th>TPos</th> <th>Remark</th> </tr> <tr> <th>Freq</th> <th>Level</th> <th>Line Margin</th> <th>Level Factor</th> <th>Loss Factor</th> <th>Factor</th> <th></th> <th></th> <th></th> </tr> <tr> <th>MHz</th> <th>dBuV/m</th> <th>dBuV/m</th> <th>dB</th> <th>dBuV</th> <th>dB/m</th> <th>dB</th> <th>dB</th> <th>cm</th> <th>deg</th> </tr> </thead> <tbody> <tr> <td>1 2437.00</td> <td>108.01</td> <td>-----</td> <td>-----</td> <td>91.89</td> <td>32.04</td> <td>8.88</td> <td>30.80</td> <td>6.00</td> <td>100</td> <td>97 PEAK</td> </tr> </tbody> </table>	Limit	Read	Ant	Cable	Preamp	Aux	APos	TPos	Remark	Freq	Level	Line Margin	Level Factor	Loss Factor	Factor				MHz	dBuV/m	dBuV/m	dB	dBuV	dB/m	dB	dB	cm	deg	1 2437.00	108.01	-----	-----	91.89	32.04	8.88	30.80	6.00	100	97 PEAK
	Limit	Read	Ant	Cable	Preamp	Aux	APos	TPos	Remark																																																																							
Freq	Level	Line Margin	Level Factor	Loss Factor	Factor																																																																											
MHz	dBuV/m	dBuV/m	dB	dBuV	dB/m	dB	dB	cm	deg																																																																							
1 2348.23	57.50	74.00	-16.50	41.89	31.89	8.64	30.92	6.00	100	97 PEAK																																																																						
Limit	Read	Ant	Cable	Preamp	Aux	APos	TPos	Remark																																																																								
Freq	Level	Line Margin	Level Factor	Loss Factor	Factor																																																																											
MHz	dBuV/m	dBuV/m	dB	dBuV	dB/m	dB	dB	cm	deg																																																																							
1 2437.00	108.01	-----	-----	91.89	32.04	8.88	30.80	6.00	100	97 PEAK																																																																						
Avg	<table border="1"> <thead> <tr> <th>Limit</th> <th>Read</th> <th>Ant</th> <th>Cable</th> <th>Preamp</th> <th>Aux</th> <th>APos</th> <th>TPos</th> <th>Remark</th> </tr> <tr> <th>Freq</th> <th>Level</th> <th>Line Margin</th> <th>Level Factor</th> <th>Loss Factor</th> <th>Factor</th> <th></th> <th></th> <th></th> </tr> <tr> <th>MHz</th> <th>dBuV/m</th> <th>dBuV/m</th> <th>dB</th> <th>dBuV</th> <th>dB/m</th> <th>dB</th> <th>dB</th> <th>cm</th> <th>deg</th> </tr> </thead> <tbody> <tr> <td>1 2300.10</td> <td>45.62</td> <td>54.00</td> <td>-8.38</td> <td>29.82</td> <td>31.96</td> <td>8.74</td> <td>30.90</td> <td>6.00</td> <td>100</td> <td>97 AVERAGE</td> </tr> </tbody> </table>	Limit	Read	Ant	Cable	Preamp	Aux	APos	TPos	Remark	Freq	Level	Line Margin	Level Factor	Loss Factor	Factor				MHz	dBuV/m	dBuV/m	dB	dBuV	dB/m	dB	dB	cm	deg	1 2300.10	45.62	54.00	-8.38	29.82	31.96	8.74	30.90	6.00	100	97 AVERAGE	<table border="1"> <thead> <tr> <th>Limit</th> <th>Read</th> <th>Ant</th> <th>Cable</th> <th>Preamp</th> <th>Aux</th> <th>APos</th> <th>TPos</th> <th>Remark</th> </tr> <tr> <th>Freq</th> <th>Level</th> <th>Line Margin</th> <th>Level Factor</th> <th>Loss Factor</th> <th>Factor</th> <th></th> <th></th> <th></th> </tr> <tr> <th>MHz</th> <th>dBuV/m</th> <th>dBuV/m</th> <th>dB</th> <th>dBuV</th> <th>dB/m</th> <th>dB</th> <th>dB</th> <th>cm</th> <th>deg</th> </tr> </thead> <tbody> <tr> <td>1 2437.00</td> <td>99.11</td> <td>-----</td> <td>-----</td> <td>82.99</td> <td>32.04</td> <td>8.88</td> <td>30.80</td> <td>6.00</td> <td>100</td> <td>97 AVERAGE</td> </tr> </tbody> </table>	Limit	Read	Ant	Cable	Preamp	Aux	APos	TPos	Remark	Freq	Level	Line Margin	Level Factor	Loss Factor	Factor				MHz	dBuV/m	dBuV/m	dB	dBuV	dB/m	dB	dB	cm	deg	1 2437.00	99.11	-----	-----	82.99	32.04	8.88	30.80	6.00	100	97 AVERAGE
	Limit	Read	Ant	Cable	Preamp	Aux	APos	TPos	Remark																																																																							
Freq	Level	Line Margin	Level Factor	Loss Factor	Factor																																																																											
MHz	dBuV/m	dBuV/m	dB	dBuV	dB/m	dB	dB	cm	deg																																																																							
1 2300.10	45.62	54.00	-8.38	29.82	31.96	8.74	30.90	6.00	100	97 AVERAGE																																																																						
Limit	Read	Ant	Cable	Preamp	Aux	APos	TPos	Remark																																																																								
Freq	Level	Line Margin	Level Factor	Loss Factor	Factor																																																																											
MHz	dBuV/m	dBuV/m	dB	dBuV	dB/m	dB	dB	cm	deg																																																																							
1 2437.00	99.11	-----	-----	82.99	32.04	8.88	30.80	6.00	100	97 AVERAGE																																																																						



Mode	57																																												
	Band Edge - R																																												
	2400-2483.5_802.11ax HE20_CH06_RU26/0_2437MHz																																												
ANT	1																																												
Pol.	Vertical	Fundamental																																											
Peak	<table border="1"> <thead> <tr> <th>Limit</th> <th>Read</th> <th>Ant</th> <th>Cable</th> <th>Preamp</th> <th>Aux</th> <th>APos</th> <th>TPos</th> <th>Remark</th> </tr> <tr> <th>Freq</th> <th>Level</th> <th>Line</th> <th>Margin</th> <th>Level</th> <th>Factor</th> <th>Loss</th> <th>Factor</th> <th>Factor</th> <th>cm</th> <th>deg</th> </tr> <tr> <th>MHz</th> <th>dBuV/m</th> <th>dBuV/m</th> <th>dB</th> <th>dBuV</th> <th>dB/m</th> <th>dB</th> <th>dB</th> <th>dB</th> <th>cm</th> <th>deg</th> </tr> </thead> <tbody> <tr> <td>1</td> <td>2491.24</td> <td>57.78</td> <td>74.00</td> <td>-16.22</td> <td>41.19</td> <td>32.14</td> <td>9.07</td> <td>30.62</td> <td>6.00</td> <td>100</td> <td>97 PEAK</td> </tr> </tbody> </table>	Limit	Read	Ant	Cable	Preamp	Aux	APos	TPos	Remark	Freq	Level	Line	Margin	Level	Factor	Loss	Factor	Factor	cm	deg	MHz	dBuV/m	dBuV/m	dB	dBuV	dB/m	dB	dB	dB	cm	deg	1	2491.24	57.78	74.00	-16.22	41.19	32.14	9.07	30.62	6.00	100	97 PEAK	Blank
Limit	Read	Ant	Cable	Preamp	Aux	APos	TPos	Remark																																					
Freq	Level	Line	Margin	Level	Factor	Loss	Factor	Factor	cm	deg																																			
MHz	dBuV/m	dBuV/m	dB	dBuV	dB/m	dB	dB	dB	cm	deg																																			
1	2491.24	57.78	74.00	-16.22	41.19	32.14	9.07	30.62	6.00	100	97 PEAK																																		
Avg	<table border="1"> <thead> <tr> <th>Limit</th> <th>Read</th> <th>Ant</th> <th>Cable</th> <th>Preamp</th> <th>Aux</th> <th>APos</th> <th>TPos</th> <th>Remark</th> </tr> <tr> <th>Freq</th> <th>Level</th> <th>Line</th> <th>Margin</th> <th>Level</th> <th>Factor</th> <th>Loss</th> <th>Factor</th> <th>Factor</th> <th>cm</th> <th>deg</th> </tr> <tr> <th>MHz</th> <th>dBuV/m</th> <th>dBuV/m</th> <th>dB</th> <th>dBuV</th> <th>dB/m</th> <th>dB</th> <th>dB</th> <th>dB</th> <th>cm</th> <th>deg</th> </tr> </thead> <tbody> <tr> <td>1</td> <td>2493.70</td> <td>46.66</td> <td>54.00</td> <td>-7.34</td> <td>30.06</td> <td>32.14</td> <td>9.00</td> <td>30.62</td> <td>6.00</td> <td>100</td> <td>97 AVERAGE</td> </tr> </tbody> </table>	Limit	Read	Ant	Cable	Preamp	Aux	APos	TPos	Remark	Freq	Level	Line	Margin	Level	Factor	Loss	Factor	Factor	cm	deg	MHz	dBuV/m	dBuV/m	dB	dBuV	dB/m	dB	dB	dB	cm	deg	1	2493.70	46.66	54.00	-7.34	30.06	32.14	9.00	30.62	6.00	100	97 AVERAGE	Blank
Limit	Read	Ant	Cable	Preamp	Aux	APos	TPos	Remark																																					
Freq	Level	Line	Margin	Level	Factor	Loss	Factor	Factor	cm	deg																																			
MHz	dBuV/m	dBuV/m	dB	dBuV	dB/m	dB	dB	dB	cm	deg																																			
1	2493.70	46.66	54.00	-7.34	30.06	32.14	9.00	30.62	6.00	100	97 AVERAGE																																		



Mode	58																																																																																			
	Band Edge - L																																																																																			
	2400-2483.5_802.11ax HE20_CH06_RU52/37_2437MHz																																																																																			
ANT	1																																																																																			
Pol.	Horizontal	Fundamental																																																																																		
Peak	 <table border="1"> <thead> <tr> <th>Limit</th> <th>Read</th> <th>Ant</th> <th>Cable</th> <th>Preamp</th> <th>Aux</th> <th>APos</th> <th>TPos</th> <th>Remark</th> </tr> <tr> <th>Freq</th> <th>Level</th> <th>Line Margin</th> <th>Level Factor</th> <th>Loss Factor</th> <th>Factor</th> <th></th> <th></th> <th></th> </tr> <tr> <th>MHz</th> <th>dBuV/m</th> <th>dBuV/m</th> <th>dB</th> <th>dBuV</th> <th>dB/m</th> <th>dB</th> <th>dB</th> <th>cm</th> <th>deg</th> </tr> </thead> <tbody> <tr> <td>1</td> <td>2389.50</td> <td>57.25</td> <td>74.00</td> <td>-16.75</td> <td>41.39</td> <td>31.98</td> <td>8.77</td> <td>30.89</td> <td>6.00</td> <td>292</td> <td>92</td> <td>PEAK</td> </tr> </tbody> </table>	Limit	Read	Ant	Cable	Preamp	Aux	APos	TPos	Remark	Freq	Level	Line Margin	Level Factor	Loss Factor	Factor				MHz	dBuV/m	dBuV/m	dB	dBuV	dB/m	dB	dB	cm	deg	1	2389.50	57.25	74.00	-16.75	41.39	31.98	8.77	30.89	6.00	292	92	PEAK	 <table border="1"> <thead> <tr> <th>Limit</th> <th>Read</th> <th>Ant</th> <th>Cable</th> <th>Preamp</th> <th>Aux</th> <th>APos</th> <th>TPos</th> <th>Remark</th> </tr> <tr> <th>Freq</th> <th>Level</th> <th>Line Margin</th> <th>Level Factor</th> <th>Loss Factor</th> <th>Factor</th> <th></th> <th></th> <th></th> </tr> <tr> <th>MHz</th> <th>dBuV/m</th> <th>dBuV/m</th> <th>dB</th> <th>dBuV</th> <th>dB/m</th> <th>dB</th> <th>dB</th> <th>cm</th> <th>deg</th> </tr> </thead> <tbody> <tr> <td>1</td> <td>2437.00</td> <td>110.41</td> <td>-----</td> <td>-----</td> <td>94.28</td> <td>32.04</td> <td>8.89</td> <td>30.80</td> <td>6.00</td> <td>292</td> <td>92</td> <td>PEAK</td> </tr> </tbody> </table>	Limit	Read	Ant	Cable	Preamp	Aux	APos	TPos	Remark	Freq	Level	Line Margin	Level Factor	Loss Factor	Factor				MHz	dBuV/m	dBuV/m	dB	dBuV	dB/m	dB	dB	cm	deg	1	2437.00	110.41	-----	-----	94.28	32.04	8.89	30.80	6.00	292	92	PEAK
	Limit	Read	Ant	Cable	Preamp	Aux	APos	TPos	Remark																																																																											
Freq	Level	Line Margin	Level Factor	Loss Factor	Factor																																																																															
MHz	dBuV/m	dBuV/m	dB	dBuV	dB/m	dB	dB	cm	deg																																																																											
1	2389.50	57.25	74.00	-16.75	41.39	31.98	8.77	30.89	6.00	292	92	PEAK																																																																								
Limit	Read	Ant	Cable	Preamp	Aux	APos	TPos	Remark																																																																												
Freq	Level	Line Margin	Level Factor	Loss Factor	Factor																																																																															
MHz	dBuV/m	dBuV/m	dB	dBuV	dB/m	dB	dB	cm	deg																																																																											
1	2437.00	110.41	-----	-----	94.28	32.04	8.89	30.80	6.00	292	92	PEAK																																																																								
Avg	 <table border="1"> <thead> <tr> <th>Limit</th> <th>Read</th> <th>Ant</th> <th>Cable</th> <th>Preamp</th> <th>Aux</th> <th>APos</th> <th>TPos</th> <th>Remark</th> </tr> <tr> <th>Freq</th> <th>Level</th> <th>Line Margin</th> <th>Level Factor</th> <th>Loss Factor</th> <th>Factor</th> <th></th> <th></th> <th></th> </tr> <tr> <th>MHz</th> <th>dBuV/m</th> <th>dBuV/m</th> <th>dB</th> <th>dBuV</th> <th>dB/m</th> <th>dB</th> <th>dB</th> <th>cm</th> <th>deg</th> </tr> </thead> <tbody> <tr> <td>1</td> <td>2382.26</td> <td>45.98</td> <td>54.00</td> <td>-8.02</td> <td>30.16</td> <td>31.96</td> <td>8.75</td> <td>30.89</td> <td>6.00</td> <td>292</td> <td>92</td> <td>AVERAGE</td> </tr> </tbody> </table>	Limit	Read	Ant	Cable	Preamp	Aux	APos	TPos	Remark	Freq	Level	Line Margin	Level Factor	Loss Factor	Factor				MHz	dBuV/m	dBuV/m	dB	dBuV	dB/m	dB	dB	cm	deg	1	2382.26	45.98	54.00	-8.02	30.16	31.96	8.75	30.89	6.00	292	92	AVERAGE	 <table border="1"> <thead> <tr> <th>Limit</th> <th>Read</th> <th>Ant</th> <th>Cable</th> <th>Preamp</th> <th>Aux</th> <th>APos</th> <th>TPos</th> <th>Remark</th> </tr> <tr> <th>Freq</th> <th>Level</th> <th>Line Margin</th> <th>Level Factor</th> <th>Loss Factor</th> <th>Factor</th> <th></th> <th></th> <th></th> </tr> <tr> <th>MHz</th> <th>dBuV/m</th> <th>dBuV/m</th> <th>dB</th> <th>dBuV</th> <th>dB/m</th> <th>dB</th> <th>dB</th> <th>cm</th> <th>deg</th> </tr> </thead> <tbody> <tr> <td>1</td> <td>2437.00</td> <td>99.88</td> <td>-----</td> <td>-----</td> <td>83.75</td> <td>32.04</td> <td>8.89</td> <td>30.80</td> <td>6.00</td> <td>292</td> <td>92</td> <td>AVERAGE</td> </tr> </tbody> </table>	Limit	Read	Ant	Cable	Preamp	Aux	APos	TPos	Remark	Freq	Level	Line Margin	Level Factor	Loss Factor	Factor				MHz	dBuV/m	dBuV/m	dB	dBuV	dB/m	dB	dB	cm	deg	1	2437.00	99.88	-----	-----	83.75	32.04	8.89	30.80	6.00	292	92	AVERAGE
Limit	Read	Ant	Cable	Preamp	Aux	APos	TPos	Remark																																																																												
Freq	Level	Line Margin	Level Factor	Loss Factor	Factor																																																																															
MHz	dBuV/m	dBuV/m	dB	dBuV	dB/m	dB	dB	cm	deg																																																																											
1	2382.26	45.98	54.00	-8.02	30.16	31.96	8.75	30.89	6.00	292	92	AVERAGE																																																																								
Limit	Read	Ant	Cable	Preamp	Aux	APos	TPos	Remark																																																																												
Freq	Level	Line Margin	Level Factor	Loss Factor	Factor																																																																															
MHz	dBuV/m	dBuV/m	dB	dBuV	dB/m	dB	dB	cm	deg																																																																											
1	2437.00	99.88	-----	-----	83.75	32.04	8.89	30.80	6.00	292	92	AVERAGE																																																																								



Mode	58																																											
	Band Edge - R																																											
	2400-2483.5_802.11ax HE20_CH06_RU52/37_2437MHz																																											
ANT	1																																											
Pol.	Horizontal	Fundamental																																										
Peak	<table border="1"> <thead> <tr> <th>Limit</th> <th>Read</th> <th>Ant</th> <th>Cable</th> <th>Preamp</th> <th>Aux</th> <th>APos</th> <th>TPos</th> <th>Remark</th> </tr> <tr> <th>Freq</th> <th>Level</th> <th>Line</th> <th>Margin</th> <th>Level</th> <th>Factor</th> <th>Loss</th> <th>Factor</th> <th>Factor</th> <th>cm</th> <th>deg</th> </tr> <tr> <th>MHz</th> <th>dBuV/m</th> <th>dBuV/m</th> <th>dB</th> <th>dBuV</th> <th>dB/m</th> <th>dB</th> <th>dB</th> <th>dB</th> <th>cm</th> <th>deg</th> </tr> </thead> <tbody> <tr> <td>1 2495.28</td> <td>57.72</td> <td>74.00</td> <td>-16.28</td> <td>41.10</td> <td>32.14</td> <td>9.09</td> <td>30.61</td> <td>6.00</td> <td>292</td> <td>92 PEAK</td> </tr> </tbody> </table>	Limit	Read	Ant	Cable	Preamp	Aux	APos	TPos	Remark	Freq	Level	Line	Margin	Level	Factor	Loss	Factor	Factor	cm	deg	MHz	dBuV/m	dBuV/m	dB	dBuV	dB/m	dB	dB	dB	cm	deg	1 2495.28	57.72	74.00	-16.28	41.10	32.14	9.09	30.61	6.00	292	92 PEAK	Blank
Limit	Read	Ant	Cable	Preamp	Aux	APos	TPos	Remark																																				
Freq	Level	Line	Margin	Level	Factor	Loss	Factor	Factor	cm	deg																																		
MHz	dBuV/m	dBuV/m	dB	dBuV	dB/m	dB	dB	dB	cm	deg																																		
1 2495.28	57.72	74.00	-16.28	41.10	32.14	9.09	30.61	6.00	292	92 PEAK																																		
Avg	<table border="1"> <thead> <tr> <th>Limit</th> <th>Read</th> <th>Ant</th> <th>Cable</th> <th>Preamp</th> <th>Aux</th> <th>APos</th> <th>TPos</th> <th>Remark</th> </tr> <tr> <th>Freq</th> <th>Level</th> <th>Line</th> <th>Margin</th> <th>Level</th> <th>Factor</th> <th>Loss</th> <th>Factor</th> <th>Factor</th> <th>cm</th> <th>deg</th> </tr> <tr> <th>MHz</th> <th>dBuV/m</th> <th>dBuV/m</th> <th>dB</th> <th>dBuV</th> <th>dB/m</th> <th>dB</th> <th>dB</th> <th>dB</th> <th>cm</th> <th>deg</th> </tr> </thead> <tbody> <tr> <td>1 2493.45</td> <td>47.03</td> <td>54.00</td> <td>-6.97</td> <td>30.43</td> <td>32.14</td> <td>9.00</td> <td>30.62</td> <td>6.00</td> <td>292</td> <td>92 AVERAGE</td> </tr> </tbody> </table>	Limit	Read	Ant	Cable	Preamp	Aux	APos	TPos	Remark	Freq	Level	Line	Margin	Level	Factor	Loss	Factor	Factor	cm	deg	MHz	dBuV/m	dBuV/m	dB	dBuV	dB/m	dB	dB	dB	cm	deg	1 2493.45	47.03	54.00	-6.97	30.43	32.14	9.00	30.62	6.00	292	92 AVERAGE	Blank
Limit	Read	Ant	Cable	Preamp	Aux	APos	TPos	Remark																																				
Freq	Level	Line	Margin	Level	Factor	Loss	Factor	Factor	cm	deg																																		
MHz	dBuV/m	dBuV/m	dB	dBuV	dB/m	dB	dB	dB	cm	deg																																		
1 2493.45	47.03	54.00	-6.97	30.43	32.14	9.00	30.62	6.00	292	92 AVERAGE																																		

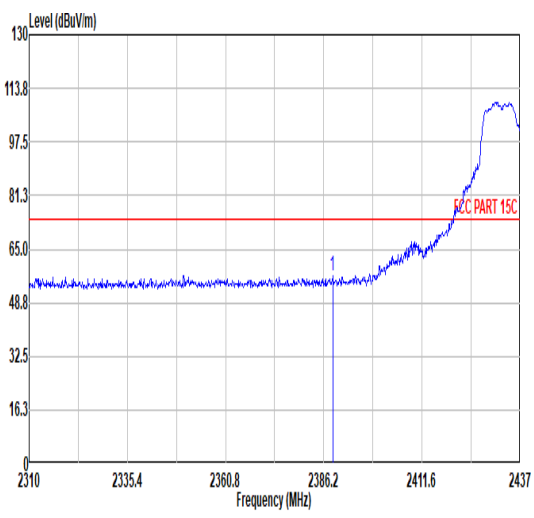
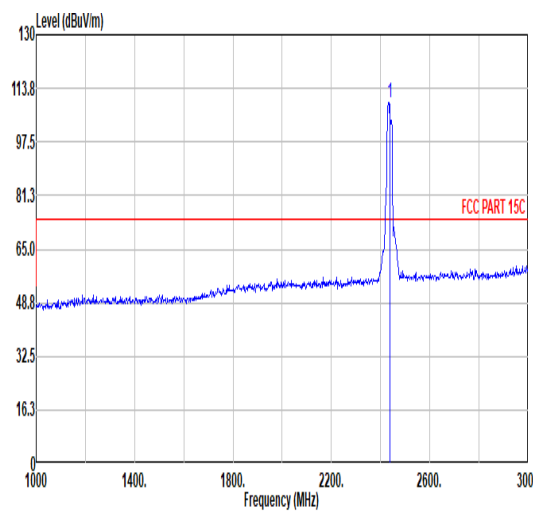
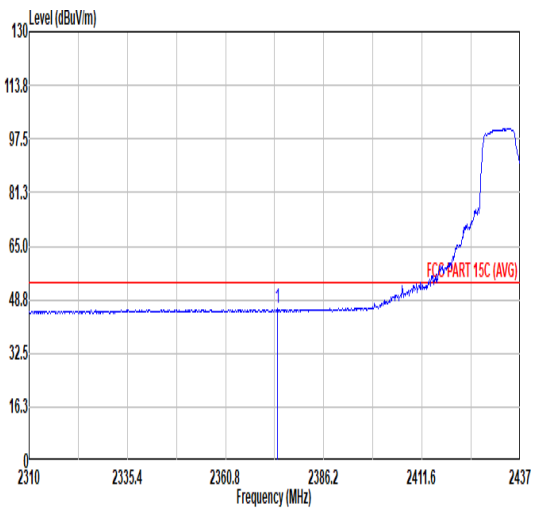
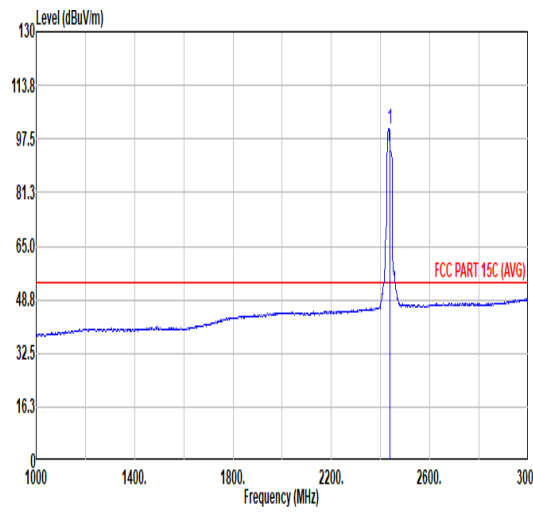


Mode	58																																																																																			
	Band Edge - L																																																																																			
	2400-2483.5_802.11ax HE20_CH06_RU52/37_2437MHz																																																																																			
ANT	1																																																																																			
Pol.	Vertical	Fundamental																																																																																		
Peak	<table border="1"> <thead> <tr> <th>Limit</th> <th>Read</th> <th>Ant</th> <th>Cable</th> <th>Preamp</th> <th>Aux</th> <th>APos</th> <th>TPos</th> <th>Remark</th> </tr> <tr> <th>Freq</th> <th>Level</th> <th>Line Margin</th> <th>Level Factor</th> <th>Loss Factor</th> <th>Loss Factor</th> <th>Factor</th> <th></th> <th></th> </tr> <tr> <th>MHz</th> <th>dBuV/m</th> <th>dBuV/m</th> <th>dB</th> <th>dBuV</th> <th>dB/m</th> <th>dB</th> <th>dB</th> <th>cm</th> <th>deg</th> </tr> </thead> <tbody> <tr> <td>1</td> <td>2376.55</td> <td>57.19</td> <td>74.00</td> <td>-16.81</td> <td>41.41</td> <td>31.95</td> <td>8.73</td> <td>30.90</td> <td>6.00</td> <td>111</td> <td>61</td> <td>PEAK</td> </tr> </tbody> </table>	Limit	Read	Ant	Cable	Preamp	Aux	APos	TPos	Remark	Freq	Level	Line Margin	Level Factor	Loss Factor	Loss Factor	Factor			MHz	dBuV/m	dBuV/m	dB	dBuV	dB/m	dB	dB	cm	deg	1	2376.55	57.19	74.00	-16.81	41.41	31.95	8.73	30.90	6.00	111	61	PEAK	<table border="1"> <thead> <tr> <th>Limit</th> <th>Read</th> <th>Ant</th> <th>Cable</th> <th>Preamp</th> <th>Aux</th> <th>APos</th> <th>TPos</th> <th>Remark</th> </tr> <tr> <th>Freq</th> <th>Level</th> <th>Line Margin</th> <th>Level Factor</th> <th>Loss Factor</th> <th>Loss Factor</th> <th>Factor</th> <th></th> <th></th> </tr> <tr> <th>MHz</th> <th>dBuV/m</th> <th>dBuV/m</th> <th>dB</th> <th>dBuV</th> <th>dB/m</th> <th>dB</th> <th>dB</th> <th>cm</th> <th>deg</th> </tr> </thead> <tbody> <tr> <td>1</td> <td>2437.00</td> <td>107.58</td> <td>-----</td> <td>-----</td> <td>91.45</td> <td>32.04</td> <td>8.89</td> <td>30.80</td> <td>6.00</td> <td>111</td> <td>61</td> <td>PEAK</td> </tr> </tbody> </table>	Limit	Read	Ant	Cable	Preamp	Aux	APos	TPos	Remark	Freq	Level	Line Margin	Level Factor	Loss Factor	Loss Factor	Factor			MHz	dBuV/m	dBuV/m	dB	dBuV	dB/m	dB	dB	cm	deg	1	2437.00	107.58	-----	-----	91.45	32.04	8.89	30.80	6.00	111	61	PEAK
	Limit	Read	Ant	Cable	Preamp	Aux	APos	TPos	Remark																																																																											
Freq	Level	Line Margin	Level Factor	Loss Factor	Loss Factor	Factor																																																																														
MHz	dBuV/m	dBuV/m	dB	dBuV	dB/m	dB	dB	cm	deg																																																																											
1	2376.55	57.19	74.00	-16.81	41.41	31.95	8.73	30.90	6.00	111	61	PEAK																																																																								
Limit	Read	Ant	Cable	Preamp	Aux	APos	TPos	Remark																																																																												
Freq	Level	Line Margin	Level Factor	Loss Factor	Loss Factor	Factor																																																																														
MHz	dBuV/m	dBuV/m	dB	dBuV	dB/m	dB	dB	cm	deg																																																																											
1	2437.00	107.58	-----	-----	91.45	32.04	8.89	30.80	6.00	111	61	PEAK																																																																								
Avg	<table border="1"> <thead> <tr> <th>Limit</th> <th>Read</th> <th>Ant</th> <th>Cable</th> <th>Preamp</th> <th>Aux</th> <th>APos</th> <th>TPos</th> <th>Remark</th> </tr> <tr> <th>Freq</th> <th>Level</th> <th>Line Margin</th> <th>Level Factor</th> <th>Loss Factor</th> <th>Loss Factor</th> <th>Factor</th> <th></th> <th></th> </tr> <tr> <th>MHz</th> <th>dBuV/m</th> <th>dBuV/m</th> <th>dB</th> <th>dBuV</th> <th>dB/m</th> <th>dB</th> <th>dB</th> <th>cm</th> <th>deg</th> </tr> </thead> <tbody> <tr> <td>1</td> <td>2300.49</td> <td>45.94</td> <td>54.00</td> <td>-8.06</td> <td>30.14</td> <td>31.96</td> <td>8.74</td> <td>30.90</td> <td>6.00</td> <td>111</td> <td>61</td> <td>AVERAGE</td> </tr> </tbody> </table>	Limit	Read	Ant	Cable	Preamp	Aux	APos	TPos	Remark	Freq	Level	Line Margin	Level Factor	Loss Factor	Loss Factor	Factor			MHz	dBuV/m	dBuV/m	dB	dBuV	dB/m	dB	dB	cm	deg	1	2300.49	45.94	54.00	-8.06	30.14	31.96	8.74	30.90	6.00	111	61	AVERAGE	<table border="1"> <thead> <tr> <th>Limit</th> <th>Read</th> <th>Ant</th> <th>Cable</th> <th>Preamp</th> <th>Aux</th> <th>APos</th> <th>TPos</th> <th>Remark</th> </tr> <tr> <th>Freq</th> <th>Level</th> <th>Line Margin</th> <th>Level Factor</th> <th>Loss Factor</th> <th>Loss Factor</th> <th>Factor</th> <th></th> <th></th> </tr> <tr> <th>MHz</th> <th>dBuV/m</th> <th>dBuV/m</th> <th>dB</th> <th>dBuV</th> <th>dB/m</th> <th>dB</th> <th>dB</th> <th>cm</th> <th>deg</th> </tr> </thead> <tbody> <tr> <td>1</td> <td>2437.00</td> <td>97.30</td> <td>-----</td> <td>-----</td> <td>81.17</td> <td>32.04</td> <td>8.89</td> <td>30.80</td> <td>6.00</td> <td>111</td> <td>61</td> <td>AVERAGE</td> </tr> </tbody> </table>	Limit	Read	Ant	Cable	Preamp	Aux	APos	TPos	Remark	Freq	Level	Line Margin	Level Factor	Loss Factor	Loss Factor	Factor			MHz	dBuV/m	dBuV/m	dB	dBuV	dB/m	dB	dB	cm	deg	1	2437.00	97.30	-----	-----	81.17	32.04	8.89	30.80	6.00	111	61	AVERAGE
Limit	Read	Ant	Cable	Preamp	Aux	APos	TPos	Remark																																																																												
Freq	Level	Line Margin	Level Factor	Loss Factor	Loss Factor	Factor																																																																														
MHz	dBuV/m	dBuV/m	dB	dBuV	dB/m	dB	dB	cm	deg																																																																											
1	2300.49	45.94	54.00	-8.06	30.14	31.96	8.74	30.90	6.00	111	61	AVERAGE																																																																								
Limit	Read	Ant	Cable	Preamp	Aux	APos	TPos	Remark																																																																												
Freq	Level	Line Margin	Level Factor	Loss Factor	Loss Factor	Factor																																																																														
MHz	dBuV/m	dBuV/m	dB	dBuV	dB/m	dB	dB	cm	deg																																																																											
1	2437.00	97.30	-----	-----	81.17	32.04	8.89	30.80	6.00	111	61	AVERAGE																																																																								



Mode	58																																												
	Band Edge - R																																												
	2400-2483.5_802.11ax HE20_CH06_RU52/37_2437MHz																																												
ANT	1																																												
Pol.	Vertical	Fundamental																																											
Peak	<table border="1"> <thead> <tr> <th>Limit</th> <th>Read</th> <th>Ant</th> <th>Cable</th> <th>Preamp</th> <th>Aux</th> <th>APos</th> <th>TPos</th> <th>Remark</th> </tr> <tr> <th>Freq</th> <th>Level</th> <th>Line</th> <th>Margin</th> <th>Level</th> <th>Factor</th> <th>Loss</th> <th>Factor</th> <th>Factor</th> <th>cm</th> <th>deg</th> </tr> <tr> <th>MHz</th> <th>dBuV/m</th> <th>dBuV/m</th> <th>dB</th> <th>dBuV</th> <th>dB/m</th> <th>dB</th> <th>dB</th> <th>dB</th> <th>cm</th> <th>deg</th> </tr> </thead> <tbody> <tr> <td>1</td> <td>2498.93</td> <td>57.85</td> <td>74.00</td> <td>-16.15</td> <td>41.20</td> <td>32.15</td> <td>9.10</td> <td>30.60</td> <td>6.00</td> <td>111</td> <td>61 PEAK</td> </tr> </tbody> </table>	Limit	Read	Ant	Cable	Preamp	Aux	APos	TPos	Remark	Freq	Level	Line	Margin	Level	Factor	Loss	Factor	Factor	cm	deg	MHz	dBuV/m	dBuV/m	dB	dBuV	dB/m	dB	dB	dB	cm	deg	1	2498.93	57.85	74.00	-16.15	41.20	32.15	9.10	30.60	6.00	111	61 PEAK	Blank
Limit	Read	Ant	Cable	Preamp	Aux	APos	TPos	Remark																																					
Freq	Level	Line	Margin	Level	Factor	Loss	Factor	Factor	cm	deg																																			
MHz	dBuV/m	dBuV/m	dB	dBuV	dB/m	dB	dB	dB	cm	deg																																			
1	2498.93	57.85	74.00	-16.15	41.20	32.15	9.10	30.60	6.00	111	61 PEAK																																		
Avg	<table border="1"> <thead> <tr> <th>Limit</th> <th>Read</th> <th>Ant</th> <th>Cable</th> <th>Preamp</th> <th>Aux</th> <th>APos</th> <th>TPos</th> <th>Remark</th> </tr> <tr> <th>Freq</th> <th>Level</th> <th>Line</th> <th>Margin</th> <th>Level</th> <th>Factor</th> <th>Loss</th> <th>Factor</th> <th>Factor</th> <th>cm</th> <th>deg</th> </tr> <tr> <th>MHz</th> <th>dBuV/m</th> <th>dBuV/m</th> <th>dB</th> <th>dBuV</th> <th>dB/m</th> <th>dB</th> <th>dB</th> <th>dB</th> <th>cm</th> <th>deg</th> </tr> </thead> <tbody> <tr> <td>1</td> <td>2496.03</td> <td>46.83</td> <td>54.00</td> <td>-7.17</td> <td>30.21</td> <td>32.14</td> <td>9.09</td> <td>30.61</td> <td>6.00</td> <td>111</td> <td>61 AVERAGE</td> </tr> </tbody> </table>	Limit	Read	Ant	Cable	Preamp	Aux	APos	TPos	Remark	Freq	Level	Line	Margin	Level	Factor	Loss	Factor	Factor	cm	deg	MHz	dBuV/m	dBuV/m	dB	dBuV	dB/m	dB	dB	dB	cm	deg	1	2496.03	46.83	54.00	-7.17	30.21	32.14	9.09	30.61	6.00	111	61 AVERAGE	Blank
Limit	Read	Ant	Cable	Preamp	Aux	APos	TPos	Remark																																					
Freq	Level	Line	Margin	Level	Factor	Loss	Factor	Factor	cm	deg																																			
MHz	dBuV/m	dBuV/m	dB	dBuV	dB/m	dB	dB	dB	cm	deg																																			
1	2496.03	46.83	54.00	-7.17	30.21	32.14	9.09	30.61	6.00	111	61 AVERAGE																																		



Mode	59																																																																																			
	Band Edge - L																																																																																			
	2400-2483.5_802.11ax HE20_CH06_RU106/53_2437MHz																																																																																			
ANT	1																																																																																			
Pol.	Horizontal	Fundamental																																																																																		
Peak	 <table border="1"> <thead> <tr> <th>Limit</th> <th>Read</th> <th>Ant</th> <th>Cable</th> <th>Preamp</th> <th>Aux</th> <th>APos</th> <th>TPos</th> <th>Remark</th> </tr> <tr> <th>Freq</th> <th>Level</th> <th>Line Margin</th> <th>Level Factor</th> <th>Loss Factor</th> <th>Factor</th> <th></th> <th></th> <th></th> </tr> <tr> <th>MHz</th> <th>dBuV/m</th> <th>dBuV/m</th> <th>dB</th> <th>dBuV</th> <th>dB/m</th> <th>dB</th> <th>dB</th> <th>cm</th> <th>deg</th> </tr> </thead> <tbody> <tr> <td>1</td> <td>2388.49</td> <td>57.09</td> <td>74.00</td> <td>-16.91</td> <td>41.24</td> <td>31.97</td> <td>8.77</td> <td>30.89</td> <td>6.00</td> <td>293</td> <td>91</td> <td>PEAK</td> </tr> </tbody> </table>	Limit	Read	Ant	Cable	Preamp	Aux	APos	TPos	Remark	Freq	Level	Line Margin	Level Factor	Loss Factor	Factor				MHz	dBuV/m	dBuV/m	dB	dBuV	dB/m	dB	dB	cm	deg	1	2388.49	57.09	74.00	-16.91	41.24	31.97	8.77	30.89	6.00	293	91	PEAK	 <table border="1"> <thead> <tr> <th>Limit</th> <th>Read</th> <th>Ant</th> <th>Cable</th> <th>Preamp</th> <th>Aux</th> <th>APos</th> <th>TPos</th> <th>Remark</th> </tr> <tr> <th>Freq</th> <th>Level</th> <th>Line Margin</th> <th>Level Factor</th> <th>Loss Factor</th> <th>Factor</th> <th></th> <th></th> <th></th> </tr> <tr> <th>MHz</th> <th>dBuV/m</th> <th>dBuV/m</th> <th>dB</th> <th>dBuV</th> <th>dB/m</th> <th>dB</th> <th>dB</th> <th>cm</th> <th>deg</th> </tr> </thead> <tbody> <tr> <td>1</td> <td>2437.00</td> <td>109.49</td> <td>-----</td> <td>-----</td> <td>93.36</td> <td>32.04</td> <td>8.89</td> <td>30.80</td> <td>6.00</td> <td>293</td> <td>91</td> <td>PEAK</td> </tr> </tbody> </table>	Limit	Read	Ant	Cable	Preamp	Aux	APos	TPos	Remark	Freq	Level	Line Margin	Level Factor	Loss Factor	Factor				MHz	dBuV/m	dBuV/m	dB	dBuV	dB/m	dB	dB	cm	deg	1	2437.00	109.49	-----	-----	93.36	32.04	8.89	30.80	6.00	293	91	PEAK
	Limit	Read	Ant	Cable	Preamp	Aux	APos	TPos	Remark																																																																											
Freq	Level	Line Margin	Level Factor	Loss Factor	Factor																																																																															
MHz	dBuV/m	dBuV/m	dB	dBuV	dB/m	dB	dB	cm	deg																																																																											
1	2388.49	57.09	74.00	-16.91	41.24	31.97	8.77	30.89	6.00	293	91	PEAK																																																																								
Limit	Read	Ant	Cable	Preamp	Aux	APos	TPos	Remark																																																																												
Freq	Level	Line Margin	Level Factor	Loss Factor	Factor																																																																															
MHz	dBuV/m	dBuV/m	dB	dBuV	dB/m	dB	dB	cm	deg																																																																											
1	2437.00	109.49	-----	-----	93.36	32.04	8.89	30.80	6.00	293	91	PEAK																																																																								
Avg	 <table border="1"> <thead> <tr> <th>Limit</th> <th>Read</th> <th>Ant</th> <th>Cable</th> <th>Preamp</th> <th>Aux</th> <th>APos</th> <th>TPos</th> <th>Remark</th> </tr> <tr> <th>Freq</th> <th>Level</th> <th>Line Margin</th> <th>Level Factor</th> <th>Loss Factor</th> <th>Factor</th> <th></th> <th></th> <th></th> </tr> <tr> <th>MHz</th> <th>dBuV/m</th> <th>dBuV/m</th> <th>dB</th> <th>dBuV</th> <th>dB/m</th> <th>dB</th> <th>dB</th> <th>cm</th> <th>deg</th> </tr> </thead> <tbody> <tr> <td>1</td> <td>2374.14</td> <td>46.21</td> <td>54.00</td> <td>-7.79</td> <td>30.45</td> <td>31.94</td> <td>8.72</td> <td>30.90</td> <td>6.00</td> <td>293</td> <td>91</td> <td>AVERAGE</td> </tr> </tbody> </table>	Limit	Read	Ant	Cable	Preamp	Aux	APos	TPos	Remark	Freq	Level	Line Margin	Level Factor	Loss Factor	Factor				MHz	dBuV/m	dBuV/m	dB	dBuV	dB/m	dB	dB	cm	deg	1	2374.14	46.21	54.00	-7.79	30.45	31.94	8.72	30.90	6.00	293	91	AVERAGE	 <table border="1"> <thead> <tr> <th>Limit</th> <th>Read</th> <th>Ant</th> <th>Cable</th> <th>Preamp</th> <th>Aux</th> <th>APos</th> <th>TPos</th> <th>Remark</th> </tr> <tr> <th>Freq</th> <th>Level</th> <th>Line Margin</th> <th>Level Factor</th> <th>Loss Factor</th> <th>Factor</th> <th></th> <th></th> <th></th> </tr> <tr> <th>MHz</th> <th>dBuV/m</th> <th>dBuV/m</th> <th>dB</th> <th>dBuV</th> <th>dB/m</th> <th>dB</th> <th>dB</th> <th>cm</th> <th>deg</th> </tr> </thead> <tbody> <tr> <td>1</td> <td>2437.00</td> <td>100.40</td> <td>-----</td> <td>-----</td> <td>84.23</td> <td>32.05</td> <td>8.90</td> <td>30.78</td> <td>6.00</td> <td>293</td> <td>91</td> <td>AVERAGE</td> </tr> </tbody> </table>	Limit	Read	Ant	Cable	Preamp	Aux	APos	TPos	Remark	Freq	Level	Line Margin	Level Factor	Loss Factor	Factor				MHz	dBuV/m	dBuV/m	dB	dBuV	dB/m	dB	dB	cm	deg	1	2437.00	100.40	-----	-----	84.23	32.05	8.90	30.78	6.00	293	91	AVERAGE
Limit	Read	Ant	Cable	Preamp	Aux	APos	TPos	Remark																																																																												
Freq	Level	Line Margin	Level Factor	Loss Factor	Factor																																																																															
MHz	dBuV/m	dBuV/m	dB	dBuV	dB/m	dB	dB	cm	deg																																																																											
1	2374.14	46.21	54.00	-7.79	30.45	31.94	8.72	30.90	6.00	293	91	AVERAGE																																																																								
Limit	Read	Ant	Cable	Preamp	Aux	APos	TPos	Remark																																																																												
Freq	Level	Line Margin	Level Factor	Loss Factor	Factor																																																																															
MHz	dBuV/m	dBuV/m	dB	dBuV	dB/m	dB	dB	cm	deg																																																																											
1	2437.00	100.40	-----	-----	84.23	32.05	8.90	30.78	6.00	293	91	AVERAGE																																																																								



Mode	59																																												
	Band Edge - R																																												
	2400-2483.5_802.11ax HE20_CH06_RU106/53_2437MHz																																												
ANT	1																																												
Pol.	Horizontal	Fundamental																																											
Peak	<table border="1"> <thead> <tr> <th>Limit</th> <th>Read</th> <th>Ant</th> <th>Cable</th> <th>Preamp</th> <th>Aux</th> <th>APos</th> <th>TPos</th> <th>Remark</th> </tr> <tr> <th>Freq</th> <th>Level</th> <th>Line</th> <th>Margin</th> <th>Level</th> <th>Factor</th> <th>Loss</th> <th>Factor</th> <th>Factor</th> <th>cm</th> <th>deg</th> </tr> <tr> <th>MHz</th> <th>dBuV/m</th> <th>dBuV/m</th> <th>dB</th> <th>dBuV</th> <th>dB/m</th> <th>dB</th> <th>dB</th> <th>dB</th> <th>cm</th> <th>deg</th> </tr> </thead> <tbody> <tr> <td>1</td> <td>2497.42</td> <td>57.64</td> <td>74.00</td> <td>-16.36</td> <td>41.01</td> <td>32.15</td> <td>9.09</td> <td>30.61</td> <td>6.00</td> <td>293</td> <td>91 PEAK</td> </tr> </tbody> </table>	Limit	Read	Ant	Cable	Preamp	Aux	APos	TPos	Remark	Freq	Level	Line	Margin	Level	Factor	Loss	Factor	Factor	cm	deg	MHz	dBuV/m	dBuV/m	dB	dBuV	dB/m	dB	dB	dB	cm	deg	1	2497.42	57.64	74.00	-16.36	41.01	32.15	9.09	30.61	6.00	293	91 PEAK	Blank
Limit	Read	Ant	Cable	Preamp	Aux	APos	TPos	Remark																																					
Freq	Level	Line	Margin	Level	Factor	Loss	Factor	Factor	cm	deg																																			
MHz	dBuV/m	dBuV/m	dB	dBuV	dB/m	dB	dB	dB	cm	deg																																			
1	2497.42	57.64	74.00	-16.36	41.01	32.15	9.09	30.61	6.00	293	91 PEAK																																		
Avg	<table border="1"> <thead> <tr> <th>Limit</th> <th>Read</th> <th>Ant</th> <th>Cable</th> <th>Preamp</th> <th>Aux</th> <th>APos</th> <th>TPos</th> <th>Remark</th> </tr> <tr> <th>Freq</th> <th>Level</th> <th>Line</th> <th>Margin</th> <th>Level</th> <th>Factor</th> <th>Loss</th> <th>Factor</th> <th>Factor</th> <th>cm</th> <th>deg</th> </tr> <tr> <th>MHz</th> <th>dBuV/m</th> <th>dBuV/m</th> <th>dB</th> <th>dBuV</th> <th>dB/m</th> <th>dB</th> <th>dB</th> <th>dB</th> <th>cm</th> <th>deg</th> </tr> </thead> <tbody> <tr> <td>1</td> <td>2492.50</td> <td>47.15</td> <td>54.00</td> <td>-6.85</td> <td>30.55</td> <td>32.14</td> <td>9.00</td> <td>30.62</td> <td>6.00</td> <td>293</td> <td>91 AVERAGE</td> </tr> </tbody> </table>	Limit	Read	Ant	Cable	Preamp	Aux	APos	TPos	Remark	Freq	Level	Line	Margin	Level	Factor	Loss	Factor	Factor	cm	deg	MHz	dBuV/m	dBuV/m	dB	dBuV	dB/m	dB	dB	dB	cm	deg	1	2492.50	47.15	54.00	-6.85	30.55	32.14	9.00	30.62	6.00	293	91 AVERAGE	Blank
Limit	Read	Ant	Cable	Preamp	Aux	APos	TPos	Remark																																					
Freq	Level	Line	Margin	Level	Factor	Loss	Factor	Factor	cm	deg																																			
MHz	dBuV/m	dBuV/m	dB	dBuV	dB/m	dB	dB	dB	cm	deg																																			
1	2492.50	47.15	54.00	-6.85	30.55	32.14	9.00	30.62	6.00	293	91 AVERAGE																																		

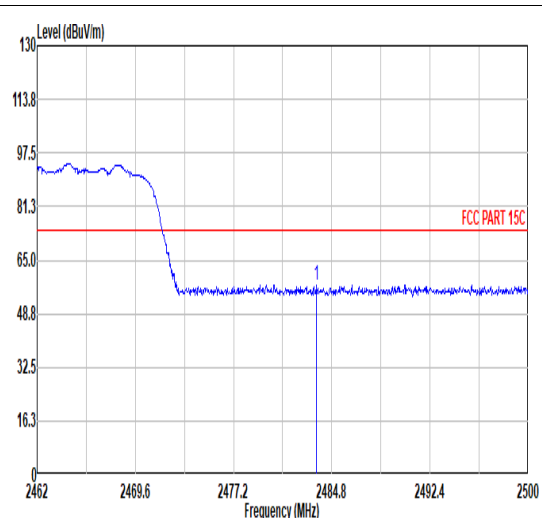
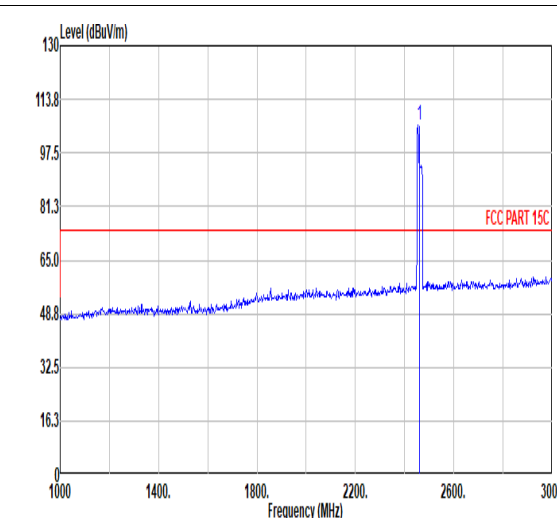
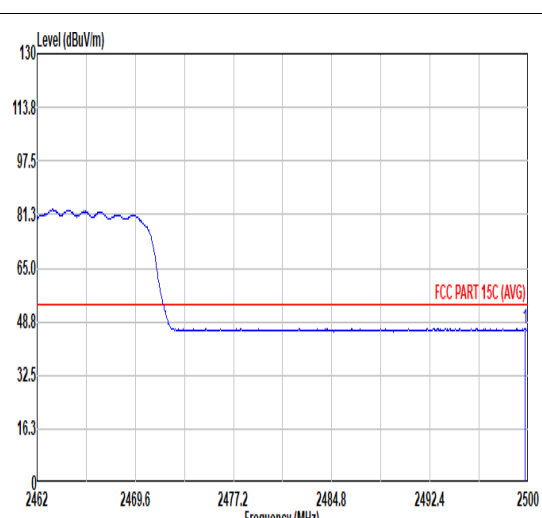
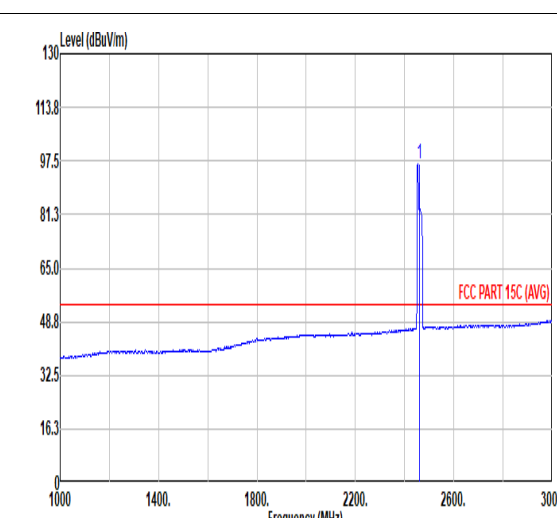


Mode	59																																																																																			
	Band Edge - L																																																																																			
	2400-2483.5_802.11ax HE20_CH06_RU106/53_2437MHz																																																																																			
ANT	1																																																																																			
Pol.	Vertical	Fundamental																																																																																		
Peak	<table border="1"> <thead> <tr> <th>Limit</th> <th>Read</th> <th>Ant</th> <th>Cable</th> <th>Preamp</th> <th>Aux</th> <th>APos</th> <th>TPos</th> <th>Remark</th> </tr> <tr> <th>Freq</th> <th>Level</th> <th>Line</th> <th>Margin</th> <th>Level</th> <th>Factor</th> <th>Loss</th> <th>Factor</th> <th>Factor</th> </tr> <tr> <th>MHz</th> <th>dBuV/m</th> <th>dBuV/m</th> <th>dB</th> <th>dBuV</th> <th>dB/m</th> <th>dB</th> <th>dB</th> <th>cm</th> <th>deg</th> </tr> </thead> <tbody> <tr> <td>1</td> <td>2387.98</td> <td>56.92</td> <td>74.00</td> <td>-17.08</td> <td>41.08</td> <td>31.97</td> <td>8.76</td> <td>30.89</td> <td>6.00</td> <td>108</td> <td>59</td> <td>PEAK</td> </tr> </tbody> </table>	Limit	Read	Ant	Cable	Preamp	Aux	APos	TPos	Remark	Freq	Level	Line	Margin	Level	Factor	Loss	Factor	Factor	MHz	dBuV/m	dBuV/m	dB	dBuV	dB/m	dB	dB	cm	deg	1	2387.98	56.92	74.00	-17.08	41.08	31.97	8.76	30.89	6.00	108	59	PEAK	<table border="1"> <thead> <tr> <th>Limit</th> <th>Read</th> <th>Ant</th> <th>Cable</th> <th>Preamp</th> <th>Aux</th> <th>APos</th> <th>TPos</th> <th>Remark</th> </tr> <tr> <th>Freq</th> <th>Level</th> <th>Line</th> <th>Margin</th> <th>Level</th> <th>Factor</th> <th>Loss</th> <th>Factor</th> <th>Factor</th> </tr> <tr> <th>MHz</th> <th>dBuV/m</th> <th>dBuV/m</th> <th>dB</th> <th>dBuV</th> <th>dB/m</th> <th>dB</th> <th>dB</th> <th>cm</th> <th>deg</th> </tr> </thead> <tbody> <tr> <td>1</td> <td>2437.00</td> <td>105.48</td> <td>-----</td> <td>-----</td> <td>89.35</td> <td>32.04</td> <td>8.89</td> <td>30.80</td> <td>6.00</td> <td>108</td> <td>59</td> <td>PEAK</td> </tr> </tbody> </table>	Limit	Read	Ant	Cable	Preamp	Aux	APos	TPos	Remark	Freq	Level	Line	Margin	Level	Factor	Loss	Factor	Factor	MHz	dBuV/m	dBuV/m	dB	dBuV	dB/m	dB	dB	cm	deg	1	2437.00	105.48	-----	-----	89.35	32.04	8.89	30.80	6.00	108	59	PEAK
	Limit	Read	Ant	Cable	Preamp	Aux	APos	TPos	Remark																																																																											
Freq	Level	Line	Margin	Level	Factor	Loss	Factor	Factor																																																																												
MHz	dBuV/m	dBuV/m	dB	dBuV	dB/m	dB	dB	cm	deg																																																																											
1	2387.98	56.92	74.00	-17.08	41.08	31.97	8.76	30.89	6.00	108	59	PEAK																																																																								
Limit	Read	Ant	Cable	Preamp	Aux	APos	TPos	Remark																																																																												
Freq	Level	Line	Margin	Level	Factor	Loss	Factor	Factor																																																																												
MHz	dBuV/m	dBuV/m	dB	dBuV	dB/m	dB	dB	cm	deg																																																																											
1	2437.00	105.48	-----	-----	89.35	32.04	8.89	30.80	6.00	108	59	PEAK																																																																								
Avg	<table border="1"> <thead> <tr> <th>Limit</th> <th>Read</th> <th>Ant</th> <th>Cable</th> <th>Preamp</th> <th>Aux</th> <th>APos</th> <th>TPos</th> <th>Remark</th> </tr> <tr> <th>Freq</th> <th>Level</th> <th>Line</th> <th>Margin</th> <th>Level</th> <th>Factor</th> <th>Loss</th> <th>Factor</th> <th>Factor</th> </tr> <tr> <th>MHz</th> <th>dBuV/m</th> <th>dBuV/m</th> <th>dB</th> <th>dBuV</th> <th>dB/m</th> <th>dB</th> <th>dB</th> <th>cm</th> <th>deg</th> </tr> </thead> <tbody> <tr> <td>1</td> <td>2386.71</td> <td>46.07</td> <td>54.00</td> <td>-7.93</td> <td>30.23</td> <td>31.97</td> <td>8.76</td> <td>30.89</td> <td>6.00</td> <td>108</td> <td>59</td> <td>AVERAGE</td> </tr> </tbody> </table>	Limit	Read	Ant	Cable	Preamp	Aux	APos	TPos	Remark	Freq	Level	Line	Margin	Level	Factor	Loss	Factor	Factor	MHz	dBuV/m	dBuV/m	dB	dBuV	dB/m	dB	dB	cm	deg	1	2386.71	46.07	54.00	-7.93	30.23	31.97	8.76	30.89	6.00	108	59	AVERAGE	<table border="1"> <thead> <tr> <th>Limit</th> <th>Read</th> <th>Ant</th> <th>Cable</th> <th>Preamp</th> <th>Aux</th> <th>APos</th> <th>TPos</th> <th>Remark</th> </tr> <tr> <th>Freq</th> <th>Level</th> <th>Line</th> <th>Margin</th> <th>Level</th> <th>Factor</th> <th>Loss</th> <th>Factor</th> <th>Factor</th> </tr> <tr> <th>MHz</th> <th>dBuV/m</th> <th>dBuV/m</th> <th>dB</th> <th>dBuV</th> <th>dB/m</th> <th>dB</th> <th>dB</th> <th>cm</th> <th>deg</th> </tr> </thead> <tbody> <tr> <td>1</td> <td>2437.00</td> <td>96.48</td> <td>-----</td> <td>-----</td> <td>80.35</td> <td>32.04</td> <td>8.89</td> <td>30.80</td> <td>6.00</td> <td>108</td> <td>59</td> <td>AVERAGE</td> </tr> </tbody> </table>	Limit	Read	Ant	Cable	Preamp	Aux	APos	TPos	Remark	Freq	Level	Line	Margin	Level	Factor	Loss	Factor	Factor	MHz	dBuV/m	dBuV/m	dB	dBuV	dB/m	dB	dB	cm	deg	1	2437.00	96.48	-----	-----	80.35	32.04	8.89	30.80	6.00	108	59	AVERAGE
	Limit	Read	Ant	Cable	Preamp	Aux	APos	TPos	Remark																																																																											
Freq	Level	Line	Margin	Level	Factor	Loss	Factor	Factor																																																																												
MHz	dBuV/m	dBuV/m	dB	dBuV	dB/m	dB	dB	cm	deg																																																																											
1	2386.71	46.07	54.00	-7.93	30.23	31.97	8.76	30.89	6.00	108	59	AVERAGE																																																																								
Limit	Read	Ant	Cable	Preamp	Aux	APos	TPos	Remark																																																																												
Freq	Level	Line	Margin	Level	Factor	Loss	Factor	Factor																																																																												
MHz	dBuV/m	dBuV/m	dB	dBuV	dB/m	dB	dB	cm	deg																																																																											
1	2437.00	96.48	-----	-----	80.35	32.04	8.89	30.80	6.00	108	59	AVERAGE																																																																								



Mode	59																																												
	Band Edge - R																																												
	2400-2483.5_802.11ax HE20_CH06_RU106/53_2437MHz																																												
ANT	1																																												
Pol.	Vertical	Fundamental																																											
Peak	<table border="1"> <thead> <tr> <th>Limit</th> <th>Read</th> <th>Ant</th> <th>Cable</th> <th>Preamp</th> <th>Aux</th> <th>APos</th> <th>TPos</th> <th>Remark</th> </tr> <tr> <th>Freq</th> <th>Level</th> <th>Line</th> <th>Margin</th> <th>Level</th> <th>Factor</th> <th>Loss</th> <th>Factor</th> <th>Factor</th> <th>cm</th> <th>deg</th> </tr> <tr> <th>MHz</th> <th>dBuV/m</th> <th>dBuV/m</th> <th>dB</th> <th>dBuV</th> <th>dB/m</th> <th>dB</th> <th>dB</th> <th>dB</th> <th>cm</th> <th>deg</th> </tr> </thead> <tbody> <tr> <td>1</td> <td>2498.36</td> <td>57.34</td> <td>74.00</td> <td>-16.66</td> <td>40.69</td> <td>32.15</td> <td>9.10</td> <td>30.60</td> <td>6.00</td> <td>108</td> <td>59 PEAK</td> </tr> </tbody> </table>	Limit	Read	Ant	Cable	Preamp	Aux	APos	TPos	Remark	Freq	Level	Line	Margin	Level	Factor	Loss	Factor	Factor	cm	deg	MHz	dBuV/m	dBuV/m	dB	dBuV	dB/m	dB	dB	dB	cm	deg	1	2498.36	57.34	74.00	-16.66	40.69	32.15	9.10	30.60	6.00	108	59 PEAK	Blank
Limit	Read	Ant	Cable	Preamp	Aux	APos	TPos	Remark																																					
Freq	Level	Line	Margin	Level	Factor	Loss	Factor	Factor	cm	deg																																			
MHz	dBuV/m	dBuV/m	dB	dBuV	dB/m	dB	dB	dB	cm	deg																																			
1	2498.36	57.34	74.00	-16.66	40.69	32.15	9.10	30.60	6.00	108	59 PEAK																																		
Avg	<table border="1"> <thead> <tr> <th>Limit</th> <th>Read</th> <th>Ant</th> <th>Cable</th> <th>Preamp</th> <th>Aux</th> <th>APos</th> <th>TPos</th> <th>Remark</th> </tr> <tr> <th>Freq</th> <th>Level</th> <th>Line</th> <th>Margin</th> <th>Level</th> <th>Factor</th> <th>Loss</th> <th>Factor</th> <th>Factor</th> <th>cm</th> <th>deg</th> </tr> <tr> <th>MHz</th> <th>dBuV/m</th> <th>dBuV/m</th> <th>dB</th> <th>dBuV</th> <th>dB/m</th> <th>dB</th> <th>dB</th> <th>dB</th> <th>cm</th> <th>deg</th> </tr> </thead> <tbody> <tr> <td>1</td> <td>2496.03</td> <td>47.00</td> <td>54.00</td> <td>-7.00</td> <td>30.38</td> <td>32.14</td> <td>9.09</td> <td>30.61</td> <td>6.00</td> <td>108</td> <td>59 AVERAGE</td> </tr> </tbody> </table>	Limit	Read	Ant	Cable	Preamp	Aux	APos	TPos	Remark	Freq	Level	Line	Margin	Level	Factor	Loss	Factor	Factor	cm	deg	MHz	dBuV/m	dBuV/m	dB	dBuV	dB/m	dB	dB	dB	cm	deg	1	2496.03	47.00	54.00	-7.00	30.38	32.14	9.09	30.61	6.00	108	59 AVERAGE	Blank
Limit	Read	Ant	Cable	Preamp	Aux	APos	TPos	Remark																																					
Freq	Level	Line	Margin	Level	Factor	Loss	Factor	Factor	cm	deg																																			
MHz	dBuV/m	dBuV/m	dB	dBuV	dB/m	dB	dB	dB	cm	deg																																			
1	2496.03	47.00	54.00	-7.00	30.38	32.14	9.09	30.61	6.00	108	59 AVERAGE																																		

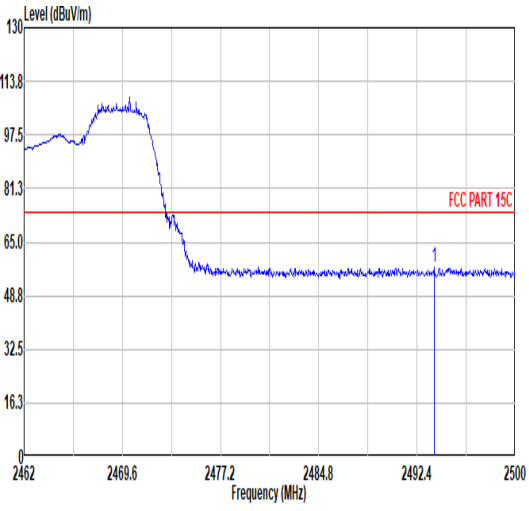
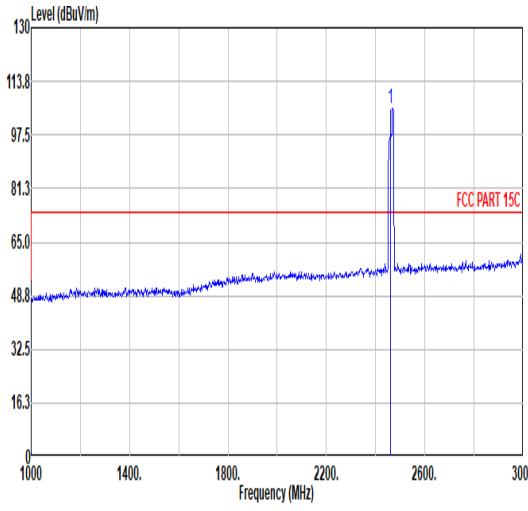
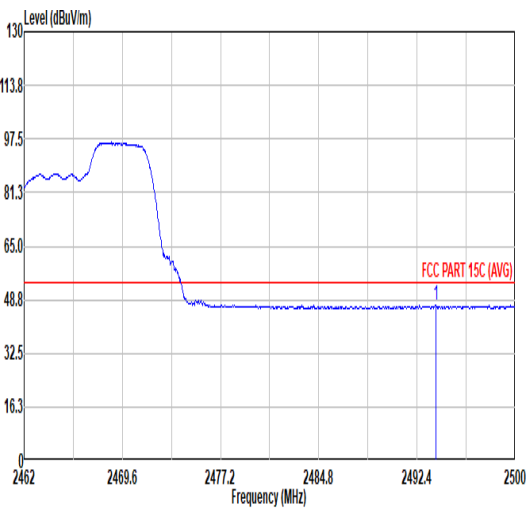
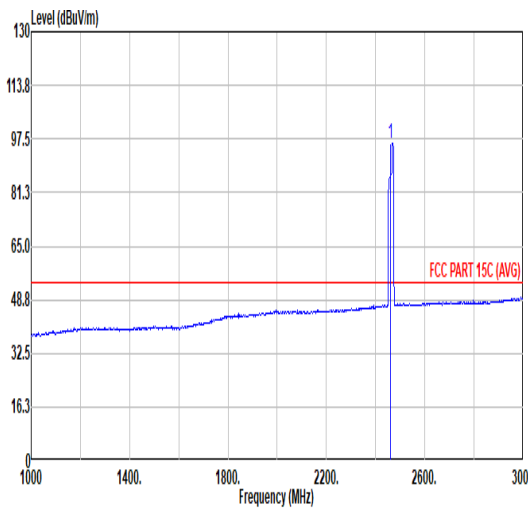


		60																																																																										
Mode		Band Edge																																																																										
		2400-2483.5_802.11ax HE20_CH11_RU26/8_2462MHz																																																																										
ANT		1																																																																										
Pol.	Horizontal	Fundamental																																																																										
Peak	 <p>Level (dBuV/m) vs Frequency (MHz) plot for Horizontal polarization. The plot shows a signal level starting at approximately 97.5 dBuV/m at 2462 MHz, dropping to about 65.0 dBuV/m by 2477.2 MHz, and then remaining relatively flat with a small peak at 2484.8 MHz. A red horizontal line indicates the FCC PART 15C limit at approximately 74.00 dBuV/m.</p> <table border="1"> <thead> <tr> <th>Limit</th> <th>Read</th> <th>Ant</th> <th>Cable</th> <th>Preamp</th> <th>Aux</th> <th>APos</th> <th>TPos</th> </tr> <tr> <th>Freq</th> <th>Level</th> <th>Line</th> <th>Margin</th> <th>Level</th> <th>Factor</th> <th>Loss</th> <th>Factor</th> </tr> <tr> <th>MHz</th> <th>dBuV/m</th> <th>dBuV/m</th> <th>dB</th> <th>dBuV</th> <th>dB/m</th> <th>dB</th> <th>dB</th> </tr> </thead> <tbody> <tr> <td>1</td> <td>2483.58</td> <td>57.56</td> <td>74.00</td> <td>-16.44</td> <td>41.03</td> <td>32.13</td> <td>9.05</td> <td>30.65</td> <td>6.00</td> <td>105</td> <td>111</td> <td>PEAK</td> </tr> </tbody> </table>	Limit	Read	Ant	Cable	Preamp	Aux	APos	TPos	Freq	Level	Line	Margin	Level	Factor	Loss	Factor	MHz	dBuV/m	dBuV/m	dB	dBuV	dB/m	dB	dB	1	2483.58	57.56	74.00	-16.44	41.03	32.13	9.05	30.65	6.00	105	111	PEAK	 <p>Level (dBuV/m) vs Frequency (MHz) plot for Fundamental polarization. The plot shows a signal level starting at approximately 48.8 dBuV/m at 1000 MHz, rising to a sharp peak at 2462.00 MHz reaching about 111 dBuV/m, and then dropping back to approximately 48.8 dBuV/m. A red horizontal line indicates the FCC PART 15C limit at approximately 74.00 dBuV/m.</p> <table border="1"> <thead> <tr> <th>Limit</th> <th>Read</th> <th>Ant</th> <th>Cable</th> <th>Preamp</th> <th>Aux</th> <th>APos</th> <th>TPos</th> </tr> <tr> <th>Freq</th> <th>Level</th> <th>Line</th> <th>Margin</th> <th>Level</th> <th>Factor</th> <th>Loss</th> <th>Factor</th> </tr> <tr> <th>MHz</th> <th>dBuV/m</th> <th>dBuV/m</th> <th>dB</th> <th>dBuV</th> <th>dB/m</th> <th>dB</th> <th>dB</th> </tr> </thead> <tbody> <tr> <td>1</td> <td>2462.00</td> <td>105.78</td> <td>-----</td> <td>-----</td> <td>89.47</td> <td>32.08</td> <td>8.96</td> <td>30.73</td> <td>6.00</td> <td>105</td> <td>111</td> <td>PEAK</td> </tr> </tbody> </table>	Limit	Read	Ant	Cable	Preamp	Aux	APos	TPos	Freq	Level	Line	Margin	Level	Factor	Loss	Factor	MHz	dBuV/m	dBuV/m	dB	dBuV	dB/m	dB	dB	1	2462.00	105.78	-----	-----	89.47	32.08	8.96	30.73	6.00	105	111	PEAK
	Limit	Read	Ant	Cable	Preamp	Aux	APos	TPos																																																																				
Freq	Level	Line	Margin	Level	Factor	Loss	Factor																																																																					
MHz	dBuV/m	dBuV/m	dB	dBuV	dB/m	dB	dB																																																																					
1	2483.58	57.56	74.00	-16.44	41.03	32.13	9.05	30.65	6.00	105	111	PEAK																																																																
Limit	Read	Ant	Cable	Preamp	Aux	APos	TPos																																																																					
Freq	Level	Line	Margin	Level	Factor	Loss	Factor																																																																					
MHz	dBuV/m	dBuV/m	dB	dBuV	dB/m	dB	dB																																																																					
1	2462.00	105.78	-----	-----	89.47	32.08	8.96	30.73	6.00	105	111	PEAK																																																																
Avg	 <p>Level (dBuV/m) vs Frequency (MHz) plot for Average Horizontal polarization. The plot shows a signal level starting at approximately 81.3 dBuV/m at 2462 MHz, dropping to about 48.8 dBuV/m by 2477.2 MHz, and then remaining flat. A red horizontal line indicates the FCC PART 15C (AVG) limit at approximately 54.00 dBuV/m.</p> <table border="1"> <thead> <tr> <th>Limit</th> <th>Read</th> <th>Ant</th> <th>Cable</th> <th>Preamp</th> <th>Aux</th> <th>APos</th> <th>TPos</th> </tr> <tr> <th>Freq</th> <th>Level</th> <th>Line</th> <th>Margin</th> <th>Level</th> <th>Factor</th> <th>Loss</th> <th>Factor</th> </tr> <tr> <th>MHz</th> <th>dBuV/m</th> <th>dBuV/m</th> <th>dB</th> <th>dBuV</th> <th>dB/m</th> <th>dB</th> <th>dB</th> </tr> </thead> <tbody> <tr> <td>1</td> <td>2499.73</td> <td>46.69</td> <td>54.00</td> <td>-7.31</td> <td>30.04</td> <td>32.15</td> <td>9.10</td> <td>30.60</td> <td>6.00</td> <td>105</td> <td>111</td> <td>AVERAGE</td> </tr> </tbody> </table>	Limit	Read	Ant	Cable	Preamp	Aux	APos	TPos	Freq	Level	Line	Margin	Level	Factor	Loss	Factor	MHz	dBuV/m	dBuV/m	dB	dBuV	dB/m	dB	dB	1	2499.73	46.69	54.00	-7.31	30.04	32.15	9.10	30.60	6.00	105	111	AVERAGE	 <p>Level (dBuV/m) vs Frequency (MHz) plot for Average Fundamental polarization. The plot shows a signal level starting at approximately 32.5 dBuV/m at 1000 MHz, rising to a sharp peak at 2462.00 MHz reaching about 111 dBuV/m, and then dropping back to approximately 48.8 dBuV/m. A red horizontal line indicates the FCC PART 15C (AVG) limit at approximately 54.00 dBuV/m.</p> <table border="1"> <thead> <tr> <th>Limit</th> <th>Read</th> <th>Ant</th> <th>Cable</th> <th>Preamp</th> <th>Aux</th> <th>APos</th> <th>TPos</th> </tr> <tr> <th>Freq</th> <th>Level</th> <th>Line</th> <th>Margin</th> <th>Level</th> <th>Factor</th> <th>Loss</th> <th>Factor</th> </tr> <tr> <th>MHz</th> <th>dBuV/m</th> <th>dBuV/m</th> <th>dB</th> <th>dBuV</th> <th>dB/m</th> <th>dB</th> <th>dB</th> </tr> </thead> <tbody> <tr> <td>1</td> <td>2462.00</td> <td>96.79</td> <td>-----</td> <td>-----</td> <td>80.48</td> <td>32.08</td> <td>8.96</td> <td>30.73</td> <td>6.00</td> <td>105</td> <td>111</td> <td>AVERAGE</td> </tr> </tbody> </table>	Limit	Read	Ant	Cable	Preamp	Aux	APos	TPos	Freq	Level	Line	Margin	Level	Factor	Loss	Factor	MHz	dBuV/m	dBuV/m	dB	dBuV	dB/m	dB	dB	1	2462.00	96.79	-----	-----	80.48	32.08	8.96	30.73	6.00	105	111	AVERAGE
	Limit	Read	Ant	Cable	Preamp	Aux	APos	TPos																																																																				
Freq	Level	Line	Margin	Level	Factor	Loss	Factor																																																																					
MHz	dBuV/m	dBuV/m	dB	dBuV	dB/m	dB	dB																																																																					
1	2499.73	46.69	54.00	-7.31	30.04	32.15	9.10	30.60	6.00	105	111	AVERAGE																																																																
Limit	Read	Ant	Cable	Preamp	Aux	APos	TPos																																																																					
Freq	Level	Line	Margin	Level	Factor	Loss	Factor																																																																					
MHz	dBuV/m	dBuV/m	dB	dBuV	dB/m	dB	dB																																																																					
1	2462.00	96.79	-----	-----	80.48	32.08	8.96	30.73	6.00	105	111	AVERAGE																																																																



		60																																																																																
Mode		Band Edge																																																																																
		2400-2483.5_802.11ax HE20_CH11_RU26/8_2462MHz																																																																																
ANT		1																																																																																
Pol.	Vertical	Fundamental																																																																																
Peak	<table border="1"> <thead> <tr> <th>Limit</th> <th>Read</th> <th>Ant</th> <th>Cable</th> <th>Preamp</th> <th>Aux</th> <th>APos</th> <th>TPos</th> <th>Remark</th> </tr> <tr> <th>Freq</th> <th>Level</th> <th>Line</th> <th>Margin</th> <th>Level</th> <th>Factor</th> <th>Loss</th> <th>Factor</th> <th>Factor</th> </tr> <tr> <th>MHz</th> <th>dBuV/m</th> <th>dBuV/m</th> <th>dB</th> <th>dBuV</th> <th>dB/m</th> <th>dB</th> <th>dB</th> <th>dB</th> </tr> </thead> <tbody> <tr> <td>1</td> <td>2498.56</td> <td>58.04</td> <td>74.00</td> <td>-15.96</td> <td>41.39</td> <td>32.15</td> <td>9.10</td> <td>30.60</td> <td>6.00</td> <td>377</td> <td>133</td> <td>PEAK</td> </tr> </tbody> </table>	Limit	Read	Ant	Cable	Preamp	Aux	APos	TPos	Remark	Freq	Level	Line	Margin	Level	Factor	Loss	Factor	Factor	MHz	dBuV/m	dBuV/m	dB	dBuV	dB/m	dB	dB	dB	1	2498.56	58.04	74.00	-15.96	41.39	32.15	9.10	30.60	6.00	377	133	PEAK	<table border="1"> <thead> <tr> <th>Limit</th> <th>Read</th> <th>Ant</th> <th>Cable</th> <th>Preamp</th> <th>Aux</th> <th>APos</th> <th>TPos</th> <th>Remark</th> </tr> <tr> <th>Freq</th> <th>Level</th> <th>Line</th> <th>Margin</th> <th>Level</th> <th>Factor</th> <th>Loss</th> <th>Factor</th> <th>Factor</th> </tr> <tr> <th>MHz</th> <th>dBuV/m</th> <th>dBuV/m</th> <th>dB</th> <th>dBuV</th> <th>dB/m</th> <th>dB</th> <th>dB</th> <th>dB</th> </tr> </thead> <tbody> <tr> <td>1</td> <td>2462.00</td> <td>104.83</td> <td>-----</td> <td>-----</td> <td>88.52</td> <td>32.08</td> <td>8.96</td> <td>30.73</td> <td>6.00</td> <td>377</td> <td>133</td> <td>PEAK</td> </tr> </tbody> </table>	Limit	Read	Ant	Cable	Preamp	Aux	APos	TPos	Remark	Freq	Level	Line	Margin	Level	Factor	Loss	Factor	Factor	MHz	dBuV/m	dBuV/m	dB	dBuV	dB/m	dB	dB	dB	1	2462.00	104.83	-----	-----	88.52	32.08	8.96	30.73	6.00	377	133	PEAK
	Limit	Read	Ant	Cable	Preamp	Aux	APos	TPos	Remark																																																																									
Freq	Level	Line	Margin	Level	Factor	Loss	Factor	Factor																																																																										
MHz	dBuV/m	dBuV/m	dB	dBuV	dB/m	dB	dB	dB																																																																										
1	2498.56	58.04	74.00	-15.96	41.39	32.15	9.10	30.60	6.00	377	133	PEAK																																																																						
Limit	Read	Ant	Cable	Preamp	Aux	APos	TPos	Remark																																																																										
Freq	Level	Line	Margin	Level	Factor	Loss	Factor	Factor																																																																										
MHz	dBuV/m	dBuV/m	dB	dBuV	dB/m	dB	dB	dB																																																																										
1	2462.00	104.83	-----	-----	88.52	32.08	8.96	30.73	6.00	377	133	PEAK																																																																						
Avg	<table border="1"> <thead> <tr> <th>Limit</th> <th>Read</th> <th>Ant</th> <th>Cable</th> <th>Preamp</th> <th>Aux</th> <th>APos</th> <th>TPos</th> <th>Remark</th> </tr> <tr> <th>Freq</th> <th>Level</th> <th>Line</th> <th>Margin</th> <th>Level</th> <th>Factor</th> <th>Loss</th> <th>Factor</th> <th>Factor</th> </tr> <tr> <th>MHz</th> <th>dBuV/m</th> <th>dBuV/m</th> <th>dB</th> <th>dBuV</th> <th>dB/m</th> <th>dB</th> <th>dB</th> <th>dB</th> </tr> </thead> <tbody> <tr> <td>1</td> <td>2493.62</td> <td>46.76</td> <td>54.00</td> <td>-7.24</td> <td>30.16</td> <td>32.14</td> <td>9.00</td> <td>30.62</td> <td>6.00</td> <td>377</td> <td>133</td> <td>AVERAGE</td> </tr> </tbody> </table>	Limit	Read	Ant	Cable	Preamp	Aux	APos	TPos	Remark	Freq	Level	Line	Margin	Level	Factor	Loss	Factor	Factor	MHz	dBuV/m	dBuV/m	dB	dBuV	dB/m	dB	dB	dB	1	2493.62	46.76	54.00	-7.24	30.16	32.14	9.00	30.62	6.00	377	133	AVERAGE	<table border="1"> <thead> <tr> <th>Limit</th> <th>Read</th> <th>Ant</th> <th>Cable</th> <th>Preamp</th> <th>Aux</th> <th>APos</th> <th>TPos</th> <th>Remark</th> </tr> <tr> <th>Freq</th> <th>Level</th> <th>Line</th> <th>Margin</th> <th>Level</th> <th>Factor</th> <th>Loss</th> <th>Factor</th> <th>Factor</th> </tr> <tr> <th>MHz</th> <th>dBuV/m</th> <th>dBuV/m</th> <th>dB</th> <th>dBuV</th> <th>dB/m</th> <th>dB</th> <th>dB</th> <th>dB</th> </tr> </thead> <tbody> <tr> <td>1</td> <td>2462.00</td> <td>95.60</td> <td>-----</td> <td>-----</td> <td>79.29</td> <td>32.08</td> <td>8.96</td> <td>30.73</td> <td>6.00</td> <td>377</td> <td>133</td> <td>AVERAGE</td> </tr> </tbody> </table>	Limit	Read	Ant	Cable	Preamp	Aux	APos	TPos	Remark	Freq	Level	Line	Margin	Level	Factor	Loss	Factor	Factor	MHz	dBuV/m	dBuV/m	dB	dBuV	dB/m	dB	dB	dB	1	2462.00	95.60	-----	-----	79.29	32.08	8.96	30.73	6.00	377	133	AVERAGE
	Limit	Read	Ant	Cable	Preamp	Aux	APos	TPos	Remark																																																																									
Freq	Level	Line	Margin	Level	Factor	Loss	Factor	Factor																																																																										
MHz	dBuV/m	dBuV/m	dB	dBuV	dB/m	dB	dB	dB																																																																										
1	2493.62	46.76	54.00	-7.24	30.16	32.14	9.00	30.62	6.00	377	133	AVERAGE																																																																						
Limit	Read	Ant	Cable	Preamp	Aux	APos	TPos	Remark																																																																										
Freq	Level	Line	Margin	Level	Factor	Loss	Factor	Factor																																																																										
MHz	dBuV/m	dBuV/m	dB	dBuV	dB/m	dB	dB	dB																																																																										
1	2462.00	95.60	-----	-----	79.29	32.08	8.96	30.73	6.00	377	133	AVERAGE																																																																						



Mode	61																																																																																									
	Band Edge																																																																																									
	2400-2483.5_802.11ax HE20_CH11_RU52/40_2462MHz																																																																																									
ANT	1																																																																																									
Pol.	Horizontal	Fundamental																																																																																								
Peak	 <table border="1"> <thead> <tr> <th>Limit</th> <th>Read</th> <th>Ant</th> <th>Cable</th> <th>Preamp</th> <th>Aux</th> <th>APos</th> <th>TPos</th> <th>Remark</th> </tr> <tr> <th>Freq</th> <th>Level</th> <th>Line</th> <th>Margin</th> <th>Level</th> <th>Factor</th> <th>Loss</th> <th>Factor</th> <th>Factor</th> <th>cm</th> <th>deg</th> </tr> <tr> <th>MHz</th> <th>dBuV/m</th> <th>dBuV/m</th> <th>dB</th> <th>dBuV</th> <th>dB/m</th> <th>dB</th> <th>dB</th> <th>dB</th> <th>cm</th> <th>deg</th> </tr> </thead> <tbody> <tr> <td>1</td> <td>2493.73</td> <td>57.32</td> <td>74.00</td> <td>-16.68</td> <td>40.72</td> <td>32.14</td> <td>9.08</td> <td>30.62</td> <td>6.00</td> <td>131</td> <td>113</td> <td>PEAK</td> </tr> </tbody> </table>	Limit	Read	Ant	Cable	Preamp	Aux	APos	TPos	Remark	Freq	Level	Line	Margin	Level	Factor	Loss	Factor	Factor	cm	deg	MHz	dBuV/m	dBuV/m	dB	dBuV	dB/m	dB	dB	dB	cm	deg	1	2493.73	57.32	74.00	-16.68	40.72	32.14	9.08	30.62	6.00	131	113	PEAK	 <table border="1"> <thead> <tr> <th>Limit</th> <th>Read</th> <th>Ant</th> <th>Cable</th> <th>Preamp</th> <th>Aux</th> <th>APos</th> <th>TPos</th> <th>Remark</th> </tr> <tr> <th>Freq</th> <th>Level</th> <th>Line</th> <th>Margin</th> <th>Level</th> <th>Factor</th> <th>Loss</th> <th>Factor</th> <th>Factor</th> <th>cm</th> <th>deg</th> </tr> <tr> <th>MHz</th> <th>dBuV/m</th> <th>dBuV/m</th> <th>dB</th> <th>dBuV</th> <th>dB/m</th> <th>dB</th> <th>dB</th> <th>dB</th> <th>cm</th> <th>deg</th> </tr> </thead> <tbody> <tr> <td>1</td> <td>2462.00</td> <td>105.27</td> <td>-----</td> <td>-----</td> <td>88.86</td> <td>32.10</td> <td>9.00</td> <td>30.69</td> <td>6.00</td> <td>131</td> <td>113</td> <td>PEAK</td> </tr> </tbody> </table>	Limit	Read	Ant	Cable	Preamp	Aux	APos	TPos	Remark	Freq	Level	Line	Margin	Level	Factor	Loss	Factor	Factor	cm	deg	MHz	dBuV/m	dBuV/m	dB	dBuV	dB/m	dB	dB	dB	cm	deg	1	2462.00	105.27	-----	-----	88.86	32.10	9.00	30.69	6.00	131	113	PEAK
	Limit	Read	Ant	Cable	Preamp	Aux	APos	TPos	Remark																																																																																	
Freq	Level	Line	Margin	Level	Factor	Loss	Factor	Factor	cm	deg																																																																																
MHz	dBuV/m	dBuV/m	dB	dBuV	dB/m	dB	dB	dB	cm	deg																																																																																
1	2493.73	57.32	74.00	-16.68	40.72	32.14	9.08	30.62	6.00	131	113	PEAK																																																																														
Limit	Read	Ant	Cable	Preamp	Aux	APos	TPos	Remark																																																																																		
Freq	Level	Line	Margin	Level	Factor	Loss	Factor	Factor	cm	deg																																																																																
MHz	dBuV/m	dBuV/m	dB	dBuV	dB/m	dB	dB	dB	cm	deg																																																																																
1	2462.00	105.27	-----	-----	88.86	32.10	9.00	30.69	6.00	131	113	PEAK																																																																														
Avg	 <table border="1"> <thead> <tr> <th>Limit</th> <th>Read</th> <th>Ant</th> <th>Cable</th> <th>Preamp</th> <th>Aux</th> <th>APos</th> <th>TPos</th> <th>Remark</th> </tr> <tr> <th>Freq</th> <th>Level</th> <th>Line</th> <th>Margin</th> <th>Level</th> <th>Factor</th> <th>Loss</th> <th>Factor</th> <th>Factor</th> <th>cm</th> <th>deg</th> </tr> <tr> <th>MHz</th> <th>dBuV/m</th> <th>dBuV/m</th> <th>dB</th> <th>dBuV</th> <th>dB/m</th> <th>dB</th> <th>dB</th> <th>dB</th> <th>cm</th> <th>deg</th> </tr> </thead> <tbody> <tr> <td>1</td> <td>2493.84</td> <td>47.17</td> <td>54.00</td> <td>-6.83</td> <td>30.57</td> <td>32.14</td> <td>9.08</td> <td>30.62</td> <td>6.00</td> <td>131</td> <td>113</td> <td>AVERAGE</td> </tr> </tbody> </table>	Limit	Read	Ant	Cable	Preamp	Aux	APos	TPos	Remark	Freq	Level	Line	Margin	Level	Factor	Loss	Factor	Factor	cm	deg	MHz	dBuV/m	dBuV/m	dB	dBuV	dB/m	dB	dB	dB	cm	deg	1	2493.84	47.17	54.00	-6.83	30.57	32.14	9.08	30.62	6.00	131	113	AVERAGE	 <table border="1"> <thead> <tr> <th>Limit</th> <th>Read</th> <th>Ant</th> <th>Cable</th> <th>Preamp</th> <th>Aux</th> <th>APos</th> <th>TPos</th> <th>Remark</th> </tr> <tr> <th>Freq</th> <th>Level</th> <th>Line</th> <th>Margin</th> <th>Level</th> <th>Factor</th> <th>Loss</th> <th>Factor</th> <th>Factor</th> <th>cm</th> <th>deg</th> </tr> <tr> <th>MHz</th> <th>dBuV/m</th> <th>dBuV/m</th> <th>dB</th> <th>dBuV</th> <th>dB/m</th> <th>dB</th> <th>dB</th> <th>dB</th> <th>cm</th> <th>deg</th> </tr> </thead> <tbody> <tr> <td>1</td> <td>2462.00</td> <td>96.05</td> <td>-----</td> <td>-----</td> <td>79.64</td> <td>32.10</td> <td>9.00</td> <td>30.69</td> <td>6.00</td> <td>131</td> <td>113</td> <td>AVERAGE</td> </tr> </tbody> </table>	Limit	Read	Ant	Cable	Preamp	Aux	APos	TPos	Remark	Freq	Level	Line	Margin	Level	Factor	Loss	Factor	Factor	cm	deg	MHz	dBuV/m	dBuV/m	dB	dBuV	dB/m	dB	dB	dB	cm	deg	1	2462.00	96.05	-----	-----	79.64	32.10	9.00	30.69	6.00	131	113	AVERAGE
Limit	Read	Ant	Cable	Preamp	Aux	APos	TPos	Remark																																																																																		
Freq	Level	Line	Margin	Level	Factor	Loss	Factor	Factor	cm	deg																																																																																
MHz	dBuV/m	dBuV/m	dB	dBuV	dB/m	dB	dB	dB	cm	deg																																																																																
1	2493.84	47.17	54.00	-6.83	30.57	32.14	9.08	30.62	6.00	131	113	AVERAGE																																																																														
Limit	Read	Ant	Cable	Preamp	Aux	APos	TPos	Remark																																																																																		
Freq	Level	Line	Margin	Level	Factor	Loss	Factor	Factor	cm	deg																																																																																
MHz	dBuV/m	dBuV/m	dB	dBuV	dB/m	dB	dB	dB	cm	deg																																																																																
1	2462.00	96.05	-----	-----	79.64	32.10	9.00	30.69	6.00	131	113	AVERAGE																																																																														



Mode	61																																																																																																													
	Band Edge																																																																																																													
	2400-2483.5_802.11ax HE20_CH11_RU52/40_2462MHz																																																																																																													
ANT	1																																																																																																													
Pol.	Vertical	Fundamental																																																																																																												
Peak	<table border="1"> <thead> <tr> <th>Limit</th> <th>Read</th> <th>Ant</th> <th>Cable</th> <th>Preamp</th> <th>Aux</th> <th>APos</th> <th>TPos</th> <th>Remark</th> </tr> <tr> <th>Freq</th> <th>Level</th> <th>Line</th> <th>Margin</th> <th>Level</th> <th>Factor</th> <th>Loss</th> <th>Factor</th> <th>Factor</th> </tr> <tr> <th>MHz</th> <th>dBuV/m</th> <th>dBuV/m</th> <th>dB</th> <th>dBuV</th> <th>dB/m</th> <th>dB</th> <th>dB</th> <th>dB</th> </tr> </thead> <tbody> <tr> <td>1 2494.79</td> <td>57.60</td> <td>74.00</td> <td>-16.40</td> <td>40.99</td> <td>32.14</td> <td>9.08</td> <td>30.61</td> <td>6.00</td> </tr> <tr> <td></td> <td></td> <td></td> <td></td> <td></td> <td></td> <td></td> <td></td> <td>274 360 PEAK</td> </tr> </tbody> </table>	Limit	Read	Ant	Cable	Preamp	Aux	APos	TPos	Remark	Freq	Level	Line	Margin	Level	Factor	Loss	Factor	Factor	MHz	dBuV/m	dBuV/m	dB	dBuV	dB/m	dB	dB	dB	1 2494.79	57.60	74.00	-16.40	40.99	32.14	9.08	30.61	6.00									274 360 PEAK	<table border="1"> <thead> <tr> <th>Limit</th> <th>Read</th> <th>Ant</th> <th>Cable</th> <th>Preamp</th> <th>Aux</th> <th>APos</th> <th>TPos</th> <th>Remark</th> </tr> <tr> <th>Freq</th> <th>Level</th> <th>Line</th> <th>Margin</th> <th>Level</th> <th>Factor</th> <th>Loss</th> <th>Factor</th> <th>Factor</th> </tr> <tr> <th>MHz</th> <th>dBuV/m</th> <th>dBuV/m</th> <th>dB</th> <th>dBuV</th> <th>dB/m</th> <th>dB</th> <th>dB</th> <th>dB</th> </tr> </thead> <tbody> <tr> <td>1 2462.00</td> <td>104.52</td> <td>-----</td> <td>-----</td> <td>88.09</td> <td>32.10</td> <td>9.01</td> <td>30.68</td> <td>6.00</td> </tr> <tr> <td></td> <td></td> <td></td> <td></td> <td></td> <td></td> <td></td> <td></td> <td></td> </tr> <tr> <td></td> <td></td> <td></td> <td></td> <td></td> <td></td> <td></td> <td></td> <td>274 360 PEAK</td> </tr> </tbody> </table>	Limit	Read	Ant	Cable	Preamp	Aux	APos	TPos	Remark	Freq	Level	Line	Margin	Level	Factor	Loss	Factor	Factor	MHz	dBuV/m	dBuV/m	dB	dBuV	dB/m	dB	dB	dB	1 2462.00	104.52	-----	-----	88.09	32.10	9.01	30.68	6.00																		274 360 PEAK									
Limit	Read	Ant	Cable	Preamp	Aux	APos	TPos	Remark																																																																																																						
Freq	Level	Line	Margin	Level	Factor	Loss	Factor	Factor																																																																																																						
MHz	dBuV/m	dBuV/m	dB	dBuV	dB/m	dB	dB	dB																																																																																																						
1 2494.79	57.60	74.00	-16.40	40.99	32.14	9.08	30.61	6.00																																																																																																						
								274 360 PEAK																																																																																																						
Limit	Read	Ant	Cable	Preamp	Aux	APos	TPos	Remark																																																																																																						
Freq	Level	Line	Margin	Level	Factor	Loss	Factor	Factor																																																																																																						
MHz	dBuV/m	dBuV/m	dB	dBuV	dB/m	dB	dB	dB																																																																																																						
1 2462.00	104.52	-----	-----	88.09	32.10	9.01	30.68	6.00																																																																																																						
								274 360 PEAK																																																																																																						
Avg	<table border="1"> <thead> <tr> <th>Limit</th> <th>Read</th> <th>Ant</th> <th>Cable</th> <th>Preamp</th> <th>Aux</th> <th>APos</th> <th>TPos</th> <th>Remark</th> </tr> <tr> <th>Freq</th> <th>Level</th> <th>Line</th> <th>Margin</th> <th>Level</th> <th>Factor</th> <th>Loss</th> <th>Factor</th> <th>Factor</th> </tr> <tr> <th>MHz</th> <th>dBuV/m</th> <th>dBuV/m</th> <th>dB</th> <th>dBuV</th> <th>dB/m</th> <th>dB</th> <th>dB</th> <th>dB</th> </tr> </thead> <tbody> <tr> <td>1 2489.25</td> <td>46.91</td> <td>54.00</td> <td>-7.09</td> <td>30.34</td> <td>32.13</td> <td>9.07</td> <td>30.63</td> <td>6.00</td> </tr> <tr> <td></td> <td></td> <td></td> <td></td> <td></td> <td></td> <td></td> <td></td> <td></td> </tr> <tr> <td></td> <td></td> <td></td> <td></td> <td></td> <td></td> <td></td> <td></td> <td>274 360 AVERAGE</td> </tr> </tbody> </table>	Limit	Read	Ant	Cable	Preamp	Aux	APos	TPos	Remark	Freq	Level	Line	Margin	Level	Factor	Loss	Factor	Factor	MHz	dBuV/m	dBuV/m	dB	dBuV	dB/m	dB	dB	dB	1 2489.25	46.91	54.00	-7.09	30.34	32.13	9.07	30.63	6.00																		274 360 AVERAGE	<table border="1"> <thead> <tr> <th>Limit</th> <th>Read</th> <th>Ant</th> <th>Cable</th> <th>Preamp</th> <th>Aux</th> <th>APos</th> <th>TPos</th> <th>Remark</th> </tr> <tr> <th>Freq</th> <th>Level</th> <th>Line</th> <th>Margin</th> <th>Level</th> <th>Factor</th> <th>Loss</th> <th>Factor</th> <th>Factor</th> </tr> <tr> <th>MHz</th> <th>dBuV/m</th> <th>dBuV/m</th> <th>dB</th> <th>dBuV</th> <th>dB/m</th> <th>dB</th> <th>dB</th> <th>dB</th> </tr> </thead> <tbody> <tr> <td>1 2462.00</td> <td>94.35</td> <td>-----</td> <td>-----</td> <td>77.94</td> <td>32.10</td> <td>9.00</td> <td>30.69</td> <td>6.00</td> </tr> <tr> <td></td> <td></td> <td></td> <td></td> <td></td> <td></td> <td></td> <td></td> <td></td> </tr> <tr> <td></td> <td></td> <td></td> <td></td> <td></td> <td></td> <td></td> <td></td> <td>274 360 AVERAGE</td> </tr> </tbody> </table>	Limit	Read	Ant	Cable	Preamp	Aux	APos	TPos	Remark	Freq	Level	Line	Margin	Level	Factor	Loss	Factor	Factor	MHz	dBuV/m	dBuV/m	dB	dBuV	dB/m	dB	dB	dB	1 2462.00	94.35	-----	-----	77.94	32.10	9.00	30.69	6.00																		274 360 AVERAGE
Limit	Read	Ant	Cable	Preamp	Aux	APos	TPos	Remark																																																																																																						
Freq	Level	Line	Margin	Level	Factor	Loss	Factor	Factor																																																																																																						
MHz	dBuV/m	dBuV/m	dB	dBuV	dB/m	dB	dB	dB																																																																																																						
1 2489.25	46.91	54.00	-7.09	30.34	32.13	9.07	30.63	6.00																																																																																																						
								274 360 AVERAGE																																																																																																						
Limit	Read	Ant	Cable	Preamp	Aux	APos	TPos	Remark																																																																																																						
Freq	Level	Line	Margin	Level	Factor	Loss	Factor	Factor																																																																																																						
MHz	dBuV/m	dBuV/m	dB	dBuV	dB/m	dB	dB	dB																																																																																																						
1 2462.00	94.35	-----	-----	77.94	32.10	9.00	30.69	6.00																																																																																																						
								274 360 AVERAGE																																																																																																						



Mode	62																																																																															
	Band Edge																																																																															
	2400-2483.5_802.11ax HE20_CH11_RU106/54_2462MHz																																																																															
ANT	1																																																																															
Pol.	Horizontal	Fundamental																																																																														
Peak	<table border="1"> <thead> <tr> <th>Limit</th> <th>Read</th> <th>Ant</th> <th>Cable</th> <th>Preamp</th> <th>Aux</th> <th>APos</th> <th>TPos</th> <th>Remark</th> </tr> <tr> <th>Freq</th> <th>Level</th> <th>Line</th> <th>Margin</th> <th>Level</th> <th>Factor</th> <th>Loss</th> <th>Factor</th> <th>Factor</th> </tr> <tr> <th>MHz</th> <th>dBuV/m</th> <th>dBuV/m</th> <th>dB</th> <th>dBuV</th> <th>dB/m</th> <th>dB</th> <th>dB</th> <th>dB</th> </tr> </thead> <tbody> <tr> <td>1</td> <td>2495.93</td> <td>58.19</td> <td>74.00</td> <td>-15.81</td> <td>41.57</td> <td>32.14</td> <td>9.09</td> <td>30.61</td> <td>6.00</td> <td>133</td> <td>112 PEAK</td> </tr> </tbody> </table>	Limit	Read	Ant	Cable	Preamp	Aux	APos	TPos	Remark	Freq	Level	Line	Margin	Level	Factor	Loss	Factor	Factor	MHz	dBuV/m	dBuV/m	dB	dBuV	dB/m	dB	dB	dB	1	2495.93	58.19	74.00	-15.81	41.57	32.14	9.09	30.61	6.00	133	112 PEAK	<table border="1"> <thead> <tr> <th>Limit</th> <th>Read</th> <th>Ant</th> <th>Cable</th> <th>Preamp</th> <th>Aux</th> <th>APos</th> <th>TPos</th> <th>Remark</th> </tr> <tr> <th>Freq</th> <th>Level</th> <th>Line</th> <th>Margin</th> <th>Level</th> <th>Factor</th> <th>Loss</th> <th>Factor</th> <th>Factor</th> </tr> <tr> <th>MHz</th> <th>dBuV/m</th> <th>dBuV/m</th> <th>dB</th> <th>dBuV</th> <th>dB/m</th> <th>dB</th> <th>dB</th> <th>dB</th> </tr> </thead> <tbody> <tr> <td>1</td> <td>2462.00</td> <td>106.17</td> <td>-----</td> <td>-----</td> <td>89.77</td> <td>32.10</td> <td>9.00</td> <td>30.70</td> <td>6.00</td> <td>133</td> <td>112 PEAK</td> </tr> </tbody> </table>	Limit	Read	Ant	Cable	Preamp	Aux	APos	TPos	Remark	Freq	Level	Line	Margin	Level	Factor	Loss	Factor	Factor	MHz	dBuV/m	dBuV/m	dB	dBuV	dB/m	dB	dB	dB	1	2462.00	106.17	-----	-----	89.77	32.10	9.00	30.70	6.00	133	112 PEAK
	Limit	Read	Ant	Cable	Preamp	Aux	APos	TPos	Remark																																																																							
Freq	Level	Line	Margin	Level	Factor	Loss	Factor	Factor																																																																								
MHz	dBuV/m	dBuV/m	dB	dBuV	dB/m	dB	dB	dB																																																																								
1	2495.93	58.19	74.00	-15.81	41.57	32.14	9.09	30.61	6.00	133	112 PEAK																																																																					
Limit	Read	Ant	Cable	Preamp	Aux	APos	TPos	Remark																																																																								
Freq	Level	Line	Margin	Level	Factor	Loss	Factor	Factor																																																																								
MHz	dBuV/m	dBuV/m	dB	dBuV	dB/m	dB	dB	dB																																																																								
1	2462.00	106.17	-----	-----	89.77	32.10	9.00	30.70	6.00	133	112 PEAK																																																																					
Avg	<table border="1"> <thead> <tr> <th>Limit</th> <th>Read</th> <th>Ant</th> <th>Cable</th> <th>Preamp</th> <th>Aux</th> <th>APos</th> <th>TPos</th> <th>Remark</th> </tr> <tr> <th>Freq</th> <th>Level</th> <th>Line</th> <th>Margin</th> <th>Level</th> <th>Factor</th> <th>Loss</th> <th>Factor</th> <th>Factor</th> </tr> <tr> <th>MHz</th> <th>dBuV/m</th> <th>dBuV/m</th> <th>dB</th> <th>dBuV</th> <th>dB/m</th> <th>dB</th> <th>dB</th> <th>dB</th> </tr> </thead> <tbody> <tr> <td>1</td> <td>2494.79</td> <td>47.54</td> <td>54.00</td> <td>-6.46</td> <td>30.93</td> <td>32.14</td> <td>9.00</td> <td>30.61</td> <td>6.00</td> <td>133</td> <td>112 AVERAGE</td> </tr> </tbody> </table>	Limit	Read	Ant	Cable	Preamp	Aux	APos	TPos	Remark	Freq	Level	Line	Margin	Level	Factor	Loss	Factor	Factor	MHz	dBuV/m	dBuV/m	dB	dBuV	dB/m	dB	dB	dB	1	2494.79	47.54	54.00	-6.46	30.93	32.14	9.00	30.61	6.00	133	112 AVERAGE	<table border="1"> <thead> <tr> <th>Limit</th> <th>Read</th> <th>Ant</th> <th>Cable</th> <th>Preamp</th> <th>Aux</th> <th>APos</th> <th>TPos</th> <th>Remark</th> </tr> <tr> <th>Freq</th> <th>Level</th> <th>Line</th> <th>Margin</th> <th>Level</th> <th>Factor</th> <th>Loss</th> <th>Factor</th> <th>Factor</th> </tr> <tr> <th>MHz</th> <th>dBuV/m</th> <th>dBuV/m</th> <th>dB</th> <th>dBuV</th> <th>dB/m</th> <th>dB</th> <th>dB</th> <th>dB</th> </tr> </thead> <tbody> <tr> <td>1</td> <td>2462.00</td> <td>96.35</td> <td>-----</td> <td>-----</td> <td>79.95</td> <td>32.10</td> <td>9.00</td> <td>30.70</td> <td>6.00</td> <td>133</td> <td>112 AVERAGE</td> </tr> </tbody> </table>	Limit	Read	Ant	Cable	Preamp	Aux	APos	TPos	Remark	Freq	Level	Line	Margin	Level	Factor	Loss	Factor	Factor	MHz	dBuV/m	dBuV/m	dB	dBuV	dB/m	dB	dB	dB	1	2462.00	96.35	-----	-----	79.95	32.10	9.00	30.70	6.00	133	112 AVERAGE
Limit	Read	Ant	Cable	Preamp	Aux	APos	TPos	Remark																																																																								
Freq	Level	Line	Margin	Level	Factor	Loss	Factor	Factor																																																																								
MHz	dBuV/m	dBuV/m	dB	dBuV	dB/m	dB	dB	dB																																																																								
1	2494.79	47.54	54.00	-6.46	30.93	32.14	9.00	30.61	6.00	133	112 AVERAGE																																																																					
Limit	Read	Ant	Cable	Preamp	Aux	APos	TPos	Remark																																																																								
Freq	Level	Line	Margin	Level	Factor	Loss	Factor	Factor																																																																								
MHz	dBuV/m	dBuV/m	dB	dBuV	dB/m	dB	dB	dB																																																																								
1	2462.00	96.35	-----	-----	79.95	32.10	9.00	30.70	6.00	133	112 AVERAGE																																																																					



Mode	62																																																																																											
	Band Edge																																																																																											
	2400-2483.5_802.11ax HE20_CH11_RU106/54_2462MHZ																																																																																											
ANT	1																																																																																											
Pol.	Vertical	Fundamental																																																																																										
Peak	<table border="1"> <thead> <tr> <th>Limit</th> <th>Read</th> <th>Ant</th> <th>Cable</th> <th>Preamp</th> <th>Aux</th> <th>APos</th> <th>TPos</th> <th>Remark</th> </tr> <tr> <th>Freq</th> <th>Level</th> <th>Line</th> <th>Margin</th> <th>Level</th> <th>Factor</th> <th>Loss</th> <th>Factor</th> <th>Factor</th> </tr> <tr> <th>MHz</th> <th>dBuV/m</th> <th>dBuV/m</th> <th>dB</th> <th>dBuV</th> <th>dB/m</th> <th>dB</th> <th>dB</th> <th>dB</th> </tr> </thead> <tbody> <tr> <td>1 2491.91</td> <td>57.78</td> <td>74.00</td> <td>-16.22</td> <td>41.18</td> <td>32.14</td> <td>9.08</td> <td>30.62</td> <td>6.00</td> </tr> <tr> <td></td> <td></td> <td></td> <td></td> <td></td> <td></td> <td></td> <td></td> <td>272 360 PEAK</td> </tr> </tbody> </table>	Limit	Read	Ant	Cable	Preamp	Aux	APos	TPos	Remark	Freq	Level	Line	Margin	Level	Factor	Loss	Factor	Factor	MHz	dBuV/m	dBuV/m	dB	dBuV	dB/m	dB	dB	dB	1 2491.91	57.78	74.00	-16.22	41.18	32.14	9.08	30.62	6.00									272 360 PEAK	<table border="1"> <thead> <tr> <th>Limit</th> <th>Read</th> <th>Ant</th> <th>Cable</th> <th>Preamp</th> <th>Aux</th> <th>APos</th> <th>TPos</th> <th>Remark</th> </tr> <tr> <th>Freq</th> <th>Level</th> <th>Line</th> <th>Margin</th> <th>Level</th> <th>Factor</th> <th>Loss</th> <th>Factor</th> <th>Factor</th> </tr> <tr> <th>MHz</th> <th>dBuV/m</th> <th>dBuV/m</th> <th>dB</th> <th>dBuV</th> <th>dB/m</th> <th>dB</th> <th>dB</th> <th>dB</th> </tr> </thead> <tbody> <tr> <td>1 2462.00</td> <td>104.46</td> <td>-----</td> <td>-----</td> <td>88.06</td> <td>32.10</td> <td>9.00</td> <td>30.70</td> <td>6.00</td> </tr> <tr> <td></td> <td></td> <td></td> <td></td> <td></td> <td></td> <td></td> <td></td> <td>272 360 PEAK</td> </tr> </tbody> </table>	Limit	Read	Ant	Cable	Preamp	Aux	APos	TPos	Remark	Freq	Level	Line	Margin	Level	Factor	Loss	Factor	Factor	MHz	dBuV/m	dBuV/m	dB	dBuV	dB/m	dB	dB	dB	1 2462.00	104.46	-----	-----	88.06	32.10	9.00	30.70	6.00									272 360 PEAK
	Limit	Read	Ant	Cable	Preamp	Aux	APos	TPos	Remark																																																																																			
Freq	Level	Line	Margin	Level	Factor	Loss	Factor	Factor																																																																																				
MHz	dBuV/m	dBuV/m	dB	dBuV	dB/m	dB	dB	dB																																																																																				
1 2491.91	57.78	74.00	-16.22	41.18	32.14	9.08	30.62	6.00																																																																																				
								272 360 PEAK																																																																																				
Limit	Read	Ant	Cable	Preamp	Aux	APos	TPos	Remark																																																																																				
Freq	Level	Line	Margin	Level	Factor	Loss	Factor	Factor																																																																																				
MHz	dBuV/m	dBuV/m	dB	dBuV	dB/m	dB	dB	dB																																																																																				
1 2462.00	104.46	-----	-----	88.06	32.10	9.00	30.70	6.00																																																																																				
								272 360 PEAK																																																																																				
Avg	<table border="1"> <thead> <tr> <th>Limit</th> <th>Read</th> <th>Ant</th> <th>Cable</th> <th>Preamp</th> <th>Aux</th> <th>APos</th> <th>TPos</th> <th>Remark</th> </tr> <tr> <th>Freq</th> <th>Level</th> <th>Line</th> <th>Margin</th> <th>Level</th> <th>Factor</th> <th>Loss</th> <th>Factor</th> <th>Factor</th> </tr> <tr> <th>MHz</th> <th>dBuV/m</th> <th>dBuV/m</th> <th>dB</th> <th>dBuV</th> <th>dB/m</th> <th>dB</th> <th>dB</th> <th>dB</th> </tr> </thead> <tbody> <tr> <td>1 2490.01</td> <td>47.81</td> <td>54.00</td> <td>-6.19</td> <td>31.23</td> <td>32.14</td> <td>9.07</td> <td>30.63</td> <td>6.00</td> </tr> <tr> <td></td> <td></td> <td></td> <td></td> <td></td> <td></td> <td></td> <td></td> <td>272 360 AVERAGE</td> </tr> </tbody> </table>	Limit	Read	Ant	Cable	Preamp	Aux	APos	TPos	Remark	Freq	Level	Line	Margin	Level	Factor	Loss	Factor	Factor	MHz	dBuV/m	dBuV/m	dB	dBuV	dB/m	dB	dB	dB	1 2490.01	47.81	54.00	-6.19	31.23	32.14	9.07	30.63	6.00									272 360 AVERAGE	<table border="1"> <thead> <tr> <th>Limit</th> <th>Read</th> <th>Ant</th> <th>Cable</th> <th>Preamp</th> <th>Aux</th> <th>APos</th> <th>TPos</th> <th>Remark</th> </tr> <tr> <th>Freq</th> <th>Level</th> <th>Line</th> <th>Margin</th> <th>Level</th> <th>Factor</th> <th>Loss</th> <th>Factor</th> <th>Factor</th> </tr> <tr> <th>MHz</th> <th>dBuV/m</th> <th>dBuV/m</th> <th>dB</th> <th>dBuV</th> <th>dB/m</th> <th>dB</th> <th>dB</th> <th>dB</th> </tr> </thead> <tbody> <tr> <td>1 2462.00</td> <td>95.37</td> <td>-----</td> <td>-----</td> <td>78.97</td> <td>32.10</td> <td>9.00</td> <td>30.70</td> <td>6.00</td> </tr> <tr> <td></td> <td></td> <td></td> <td></td> <td></td> <td></td> <td></td> <td></td> <td>272 360 AVERAGE</td> </tr> </tbody> </table>	Limit	Read	Ant	Cable	Preamp	Aux	APos	TPos	Remark	Freq	Level	Line	Margin	Level	Factor	Loss	Factor	Factor	MHz	dBuV/m	dBuV/m	dB	dBuV	dB/m	dB	dB	dB	1 2462.00	95.37	-----	-----	78.97	32.10	9.00	30.70	6.00									272 360 AVERAGE
	Limit	Read	Ant	Cable	Preamp	Aux	APos	TPos	Remark																																																																																			
Freq	Level	Line	Margin	Level	Factor	Loss	Factor	Factor																																																																																				
MHz	dBuV/m	dBuV/m	dB	dBuV	dB/m	dB	dB	dB																																																																																				
1 2490.01	47.81	54.00	-6.19	31.23	32.14	9.07	30.63	6.00																																																																																				
								272 360 AVERAGE																																																																																				
Limit	Read	Ant	Cable	Preamp	Aux	APos	TPos	Remark																																																																																				
Freq	Level	Line	Margin	Level	Factor	Loss	Factor	Factor																																																																																				
MHz	dBuV/m	dBuV/m	dB	dBuV	dB/m	dB	dB	dB																																																																																				
1 2462.00	95.37	-----	-----	78.97	32.10	9.00	30.70	6.00																																																																																				
								272 360 AVERAGE																																																																																				

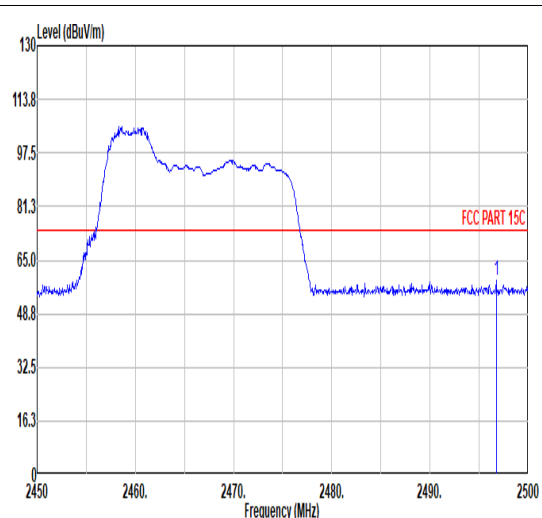
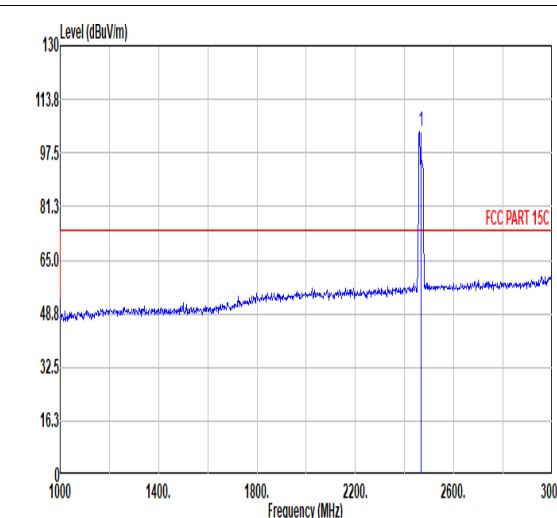
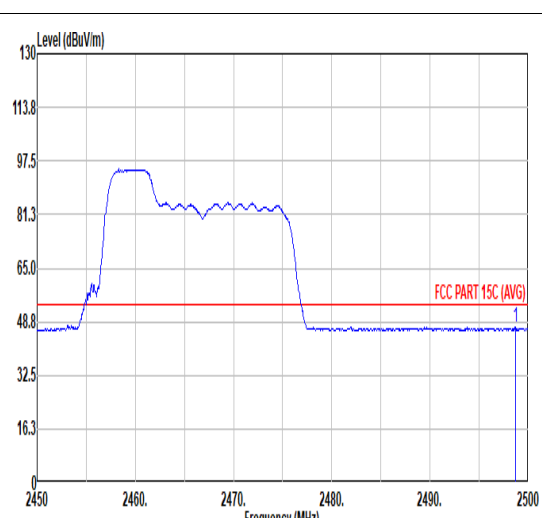
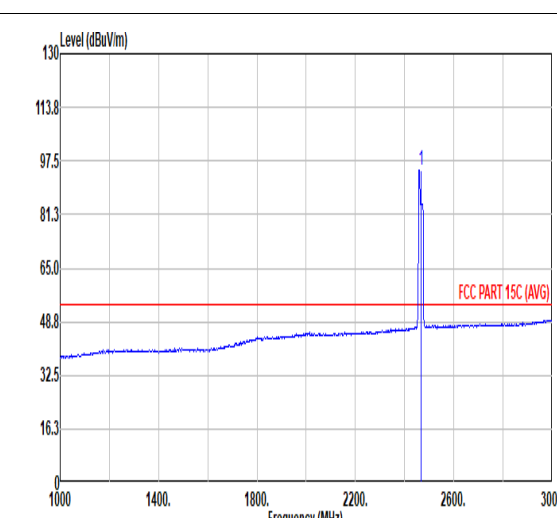


Mode	63																																																																																	
	Band Edge																																																																																	
	2400-2483.5_802.11ax HE20_CH12_RU26/0_2467MHz																																																																																	
ANT	1																																																																																	
Pol.	Horizontal	Fundamental																																																																																
Peak	<table border="1"> <thead> <tr> <th>Limit</th> <th>Read</th> <th>Ant</th> <th>Cable</th> <th>Preamp</th> <th>Aux</th> <th>APos</th> <th>TPos</th> <th>Remark</th> </tr> <tr> <th>Freq</th> <th>Level</th> <th>Line</th> <th>Margin</th> <th>Level</th> <th>Factor</th> <th>Loss</th> <th>Factor</th> <th>Factor</th> </tr> <tr> <th>MHz</th> <th>dBuV/m</th> <th>dBuV/m</th> <th>dB</th> <th>dBuV</th> <th>dB/m</th> <th>dB</th> <th>dB</th> <th>dB</th> </tr> </thead> <tbody> <tr> <td>1</td> <td>2491.65</td> <td>61.15</td> <td>74.00</td> <td>-12.85</td> <td>44.56</td> <td>32.14</td> <td>9.07</td> <td>30.62</td> <td>6.00</td> <td>106</td> <td>111</td> <td>PEAK</td> </tr> </tbody> </table>	Limit	Read	Ant	Cable	Preamp	Aux	APos	TPos	Remark	Freq	Level	Line	Margin	Level	Factor	Loss	Factor	Factor	MHz	dBuV/m	dBuV/m	dB	dBuV	dB/m	dB	dB	dB	1	2491.65	61.15	74.00	-12.85	44.56	32.14	9.07	30.62	6.00	106	111	PEAK	<table border="1"> <thead> <tr> <th>Limit</th> <th>Read</th> <th>Ant</th> <th>Cable</th> <th>Preamp</th> <th>Aux</th> <th>APos</th> <th>TPos</th> <th>Remark</th> </tr> <tr> <th>Freq</th> <th>Level</th> <th>Line</th> <th>Margin</th> <th>Level</th> <th>Factor</th> <th>Loss</th> <th>Factor</th> <th>Factor</th> </tr> <tr> <th>MHz</th> <th>dBuV/m</th> <th>dBuV/m</th> <th>dB</th> <th>dBuV</th> <th>dB/m</th> <th>dB</th> <th>dB</th> <th>dB</th> </tr> </thead> <tbody> <tr> <td>1</td> <td>2467.00</td> <td>106.14</td> <td>-----</td> <td>-----</td> <td>89.80</td> <td>32.09</td> <td>8.97</td> <td>30.72</td> <td>6.00</td> <td>106</td> <td>111</td> <td>PEAK</td> </tr> </tbody> </table>	Limit	Read	Ant	Cable	Preamp	Aux	APos	TPos	Remark	Freq	Level	Line	Margin	Level	Factor	Loss	Factor	Factor	MHz	dBuV/m	dBuV/m	dB	dBuV	dB/m	dB	dB	dB	1	2467.00	106.14	-----	-----	89.80	32.09	8.97	30.72	6.00	106	111	PEAK
	Limit	Read	Ant	Cable	Preamp	Aux	APos	TPos	Remark																																																																									
Freq	Level	Line	Margin	Level	Factor	Loss	Factor	Factor																																																																										
MHz	dBuV/m	dBuV/m	dB	dBuV	dB/m	dB	dB	dB																																																																										
1	2491.65	61.15	74.00	-12.85	44.56	32.14	9.07	30.62	6.00	106	111	PEAK																																																																						
Limit	Read	Ant	Cable	Preamp	Aux	APos	TPos	Remark																																																																										
Freq	Level	Line	Margin	Level	Factor	Loss	Factor	Factor																																																																										
MHz	dBuV/m	dBuV/m	dB	dBuV	dB/m	dB	dB	dB																																																																										
1	2467.00	106.14	-----	-----	89.80	32.09	8.97	30.72	6.00	106	111	PEAK																																																																						
Avg	<table border="1"> <thead> <tr> <th>Limit</th> <th>Read</th> <th>Ant</th> <th>Cable</th> <th>Preamp</th> <th>Aux</th> <th>APos</th> <th>TPos</th> <th>Remark</th> </tr> <tr> <th>Freq</th> <th>Level</th> <th>Line</th> <th>Margin</th> <th>Level</th> <th>Factor</th> <th>Loss</th> <th>Factor</th> <th>Factor</th> </tr> <tr> <th>MHz</th> <th>dBuV/m</th> <th>dBuV/m</th> <th>dB</th> <th>dBuV</th> <th>dB/m</th> <th>dB</th> <th>dB</th> <th>dB</th> </tr> </thead> <tbody> <tr> <td>1</td> <td>2492.60</td> <td>46.90</td> <td>54.00</td> <td>-7.10</td> <td>30.30</td> <td>32.14</td> <td>9.00</td> <td>30.62</td> <td>6.00</td> <td>106</td> <td>111</td> <td>AVERAGE</td> </tr> </tbody> </table>	Limit	Read	Ant	Cable	Preamp	Aux	APos	TPos	Remark	Freq	Level	Line	Margin	Level	Factor	Loss	Factor	Factor	MHz	dBuV/m	dBuV/m	dB	dBuV	dB/m	dB	dB	dB	1	2492.60	46.90	54.00	-7.10	30.30	32.14	9.00	30.62	6.00	106	111	AVERAGE	<table border="1"> <thead> <tr> <th>Limit</th> <th>Read</th> <th>Ant</th> <th>Cable</th> <th>Preamp</th> <th>Aux</th> <th>APos</th> <th>TPos</th> <th>Remark</th> </tr> <tr> <th>Freq</th> <th>Level</th> <th>Line</th> <th>Margin</th> <th>Level</th> <th>Factor</th> <th>Loss</th> <th>Factor</th> <th>Factor</th> </tr> <tr> <th>MHz</th> <th>dBuV/m</th> <th>dBuV/m</th> <th>dB</th> <th>dBuV</th> <th>dB/m</th> <th>dB</th> <th>dB</th> <th>dB</th> </tr> </thead> <tbody> <tr> <td>1</td> <td>2467.00</td> <td>96.25</td> <td>-----</td> <td>-----</td> <td>79.91</td> <td>32.09</td> <td>8.97</td> <td>30.72</td> <td>6.00</td> <td>106</td> <td>111</td> <td>AVERAGE</td> </tr> </tbody> </table>	Limit	Read	Ant	Cable	Preamp	Aux	APos	TPos	Remark	Freq	Level	Line	Margin	Level	Factor	Loss	Factor	Factor	MHz	dBuV/m	dBuV/m	dB	dBuV	dB/m	dB	dB	dB	1	2467.00	96.25	-----	-----	79.91	32.09	8.97	30.72	6.00	106	111	AVERAGE
Limit	Read	Ant	Cable	Preamp	Aux	APos	TPos	Remark																																																																										
Freq	Level	Line	Margin	Level	Factor	Loss	Factor	Factor																																																																										
MHz	dBuV/m	dBuV/m	dB	dBuV	dB/m	dB	dB	dB																																																																										
1	2492.60	46.90	54.00	-7.10	30.30	32.14	9.00	30.62	6.00	106	111	AVERAGE																																																																						
Limit	Read	Ant	Cable	Preamp	Aux	APos	TPos	Remark																																																																										
Freq	Level	Line	Margin	Level	Factor	Loss	Factor	Factor																																																																										
MHz	dBuV/m	dBuV/m	dB	dBuV	dB/m	dB	dB	dB																																																																										
1	2467.00	96.25	-----	-----	79.91	32.09	8.97	30.72	6.00	106	111	AVERAGE																																																																						



Mode	63																																																																																	
	Band Edge																																																																																	
	2400-2483.5_802.11ax HE20_CH12_RU26/0_2467MHz																																																																																	
ANT	1																																																																																	
Pol.	Vertical	Fundamental																																																																																
Peak	<table border="1"> <thead> <tr> <th>Limit</th> <th>Read</th> <th>Ant</th> <th>Cable</th> <th>Preamp</th> <th>Aux</th> <th>APos</th> <th>TPos</th> <th>Remark</th> </tr> <tr> <th>Freq</th> <th>Level</th> <th>Line</th> <th>Margin</th> <th>Level</th> <th>Factor</th> <th>Loss</th> <th>Factor</th> <th>Factor</th> </tr> <tr> <th>MHz</th> <th>dBuV/m</th> <th>dBuV/m</th> <th>dB</th> <th>dBuV</th> <th>dB/m</th> <th>dB</th> <th>dB</th> <th>dB</th> </tr> </thead> <tbody> <tr> <td>1</td> <td>2497.90</td> <td>58.44</td> <td>74.00</td> <td>-15.56</td> <td>41.81</td> <td>32.15</td> <td>9.09</td> <td>30.61</td> <td>6.00</td> <td>371</td> <td>132</td> <td>PEAK</td> </tr> </tbody> </table>	Limit	Read	Ant	Cable	Preamp	Aux	APos	TPos	Remark	Freq	Level	Line	Margin	Level	Factor	Loss	Factor	Factor	MHz	dBuV/m	dBuV/m	dB	dBuV	dB/m	dB	dB	dB	1	2497.90	58.44	74.00	-15.56	41.81	32.15	9.09	30.61	6.00	371	132	PEAK	<table border="1"> <thead> <tr> <th>Limit</th> <th>Read</th> <th>Ant</th> <th>Cable</th> <th>Preamp</th> <th>Aux</th> <th>APos</th> <th>TPos</th> <th>Remark</th> </tr> <tr> <th>Freq</th> <th>Level</th> <th>Line</th> <th>Margin</th> <th>Level</th> <th>Factor</th> <th>Loss</th> <th>Factor</th> <th>Factor</th> </tr> <tr> <th>MHz</th> <th>dBuV/m</th> <th>dBuV/m</th> <th>dB</th> <th>dBuV</th> <th>dB/m</th> <th>dB</th> <th>dB</th> <th>dB</th> </tr> </thead> <tbody> <tr> <td>1</td> <td>2467.00</td> <td>106.03</td> <td>-----</td> <td>-----</td> <td>89.69</td> <td>32.09</td> <td>8.97</td> <td>30.72</td> <td>6.00</td> <td>371</td> <td>132</td> <td>PEAK</td> </tr> </tbody> </table>	Limit	Read	Ant	Cable	Preamp	Aux	APos	TPos	Remark	Freq	Level	Line	Margin	Level	Factor	Loss	Factor	Factor	MHz	dBuV/m	dBuV/m	dB	dBuV	dB/m	dB	dB	dB	1	2467.00	106.03	-----	-----	89.69	32.09	8.97	30.72	6.00	371	132	PEAK
	Limit	Read	Ant	Cable	Preamp	Aux	APos	TPos	Remark																																																																									
Freq	Level	Line	Margin	Level	Factor	Loss	Factor	Factor																																																																										
MHz	dBuV/m	dBuV/m	dB	dBuV	dB/m	dB	dB	dB																																																																										
1	2497.90	58.44	74.00	-15.56	41.81	32.15	9.09	30.61	6.00	371	132	PEAK																																																																						
Limit	Read	Ant	Cable	Preamp	Aux	APos	TPos	Remark																																																																										
Freq	Level	Line	Margin	Level	Factor	Loss	Factor	Factor																																																																										
MHz	dBuV/m	dBuV/m	dB	dBuV	dB/m	dB	dB	dB																																																																										
1	2467.00	106.03	-----	-----	89.69	32.09	8.97	30.72	6.00	371	132	PEAK																																																																						
Avg	<table border="1"> <thead> <tr> <th>Limit</th> <th>Read</th> <th>Ant</th> <th>Cable</th> <th>Preamp</th> <th>Aux</th> <th>APos</th> <th>TPos</th> <th>Remark</th> </tr> <tr> <th>Freq</th> <th>Level</th> <th>Line</th> <th>Margin</th> <th>Level</th> <th>Factor</th> <th>Loss</th> <th>Factor</th> <th>Factor</th> </tr> <tr> <th>MHz</th> <th>dBuV/m</th> <th>dBuV/m</th> <th>dB</th> <th>dBuV</th> <th>dB/m</th> <th>dB</th> <th>dB</th> <th>dB</th> </tr> </thead> <tbody> <tr> <td>1</td> <td>2492.90</td> <td>46.61</td> <td>54.00</td> <td>-7.39</td> <td>30.01</td> <td>32.14</td> <td>9.00</td> <td>30.62</td> <td>6.00</td> <td>371</td> <td>132</td> <td>AVERAGE</td> </tr> </tbody> </table>	Limit	Read	Ant	Cable	Preamp	Aux	APos	TPos	Remark	Freq	Level	Line	Margin	Level	Factor	Loss	Factor	Factor	MHz	dBuV/m	dBuV/m	dB	dBuV	dB/m	dB	dB	dB	1	2492.90	46.61	54.00	-7.39	30.01	32.14	9.00	30.62	6.00	371	132	AVERAGE	<table border="1"> <thead> <tr> <th>Limit</th> <th>Read</th> <th>Ant</th> <th>Cable</th> <th>Preamp</th> <th>Aux</th> <th>APos</th> <th>TPos</th> <th>Remark</th> </tr> <tr> <th>Freq</th> <th>Level</th> <th>Line</th> <th>Margin</th> <th>Level</th> <th>Factor</th> <th>Loss</th> <th>Factor</th> <th>Factor</th> </tr> <tr> <th>MHz</th> <th>dBuV/m</th> <th>dBuV/m</th> <th>dB</th> <th>dBuV</th> <th>dB/m</th> <th>dB</th> <th>dB</th> <th>dB</th> </tr> </thead> <tbody> <tr> <td>1</td> <td>2467.00</td> <td>95.26</td> <td>-----</td> <td>-----</td> <td>78.92</td> <td>32.09</td> <td>8.97</td> <td>30.72</td> <td>6.00</td> <td>371</td> <td>132</td> <td>AVERAGE</td> </tr> </tbody> </table>	Limit	Read	Ant	Cable	Preamp	Aux	APos	TPos	Remark	Freq	Level	Line	Margin	Level	Factor	Loss	Factor	Factor	MHz	dBuV/m	dBuV/m	dB	dBuV	dB/m	dB	dB	dB	1	2467.00	95.26	-----	-----	78.92	32.09	8.97	30.72	6.00	371	132	AVERAGE
Limit	Read	Ant	Cable	Preamp	Aux	APos	TPos	Remark																																																																										
Freq	Level	Line	Margin	Level	Factor	Loss	Factor	Factor																																																																										
MHz	dBuV/m	dBuV/m	dB	dBuV	dB/m	dB	dB	dB																																																																										
1	2492.90	46.61	54.00	-7.39	30.01	32.14	9.00	30.62	6.00	371	132	AVERAGE																																																																						
Limit	Read	Ant	Cable	Preamp	Aux	APos	TPos	Remark																																																																										
Freq	Level	Line	Margin	Level	Factor	Loss	Factor	Factor																																																																										
MHz	dBuV/m	dBuV/m	dB	dBuV	dB/m	dB	dB	dB																																																																										
1	2467.00	95.26	-----	-----	78.92	32.09	8.97	30.72	6.00	371	132	AVERAGE																																																																						

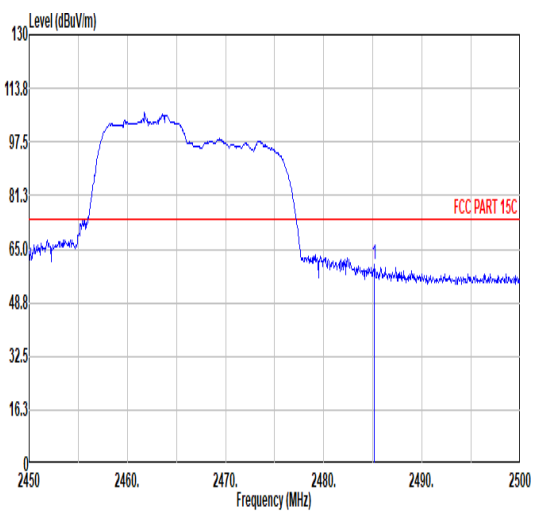
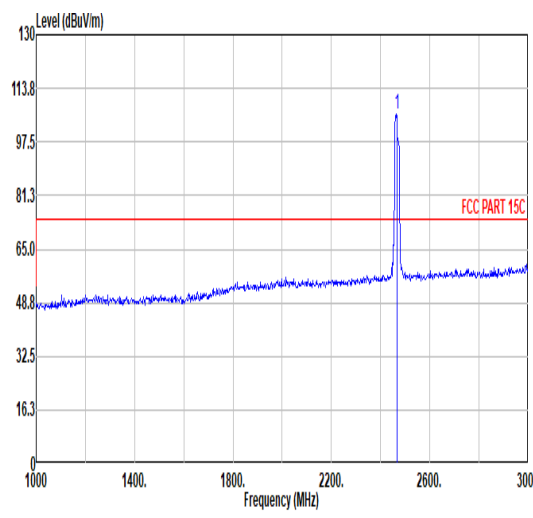
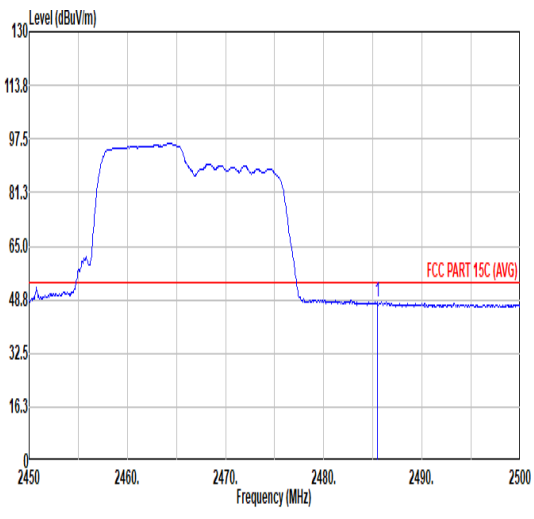
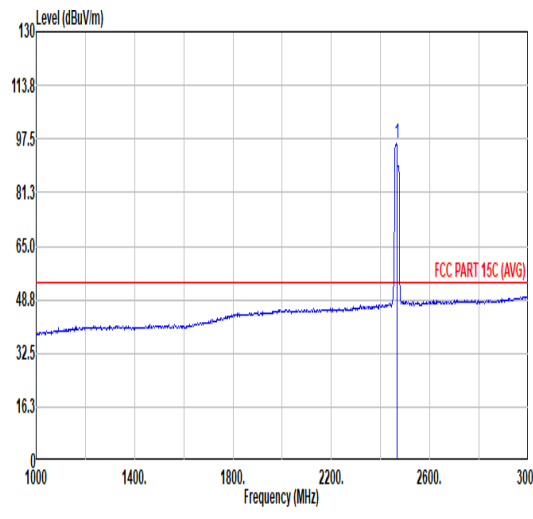


Mode	64																																																																																	
	Band Edge																																																																																	
	2400-2483.5_802.11ax HE20_CH12_RU52/37_2467MHz																																																																																	
ANT	1																																																																																	
Pol.	Horizontal	Fundamental																																																																																
Peak	 <p>Level (dBuV/m) vs Frequency (MHz) for Horizontal polarization. The plot shows a signal between 2450 and 2500 MHz. A red horizontal line indicates the FCC PART 15C limit at approximately 74 dBuV/m. A peak is observed at 2496.75 MHz.</p> <table border="1"> <thead> <tr> <th>Limit</th> <th>Read</th> <th>Ant</th> <th>Cable</th> <th>Preamp</th> <th>Aux</th> <th>APos</th> <th>TPos</th> <th>Remark</th> </tr> <tr> <th>Freq</th> <th>Level</th> <th>Line</th> <th>Margin</th> <th>Level</th> <th>Factor</th> <th>Loss</th> <th>Factor</th> <th>Factor</th> </tr> <tr> <th>MHz</th> <th>dBuV/m</th> <th>dBuV/m</th> <th>dB</th> <th>dBuV</th> <th>dB/m</th> <th>dB</th> <th>dB</th> <th>dB</th> </tr> </thead> <tbody> <tr> <td>1</td> <td>2496.75</td> <td>58.73</td> <td>74.00</td> <td>-15.27</td> <td>42.10</td> <td>32.15</td> <td>9.09</td> <td>30.61</td> <td>6.00</td> <td>100</td> <td>332</td> <td>PEAK</td> </tr> </tbody> </table>	Limit	Read	Ant	Cable	Preamp	Aux	APos	TPos	Remark	Freq	Level	Line	Margin	Level	Factor	Loss	Factor	Factor	MHz	dBuV/m	dBuV/m	dB	dBuV	dB/m	dB	dB	dB	1	2496.75	58.73	74.00	-15.27	42.10	32.15	9.09	30.61	6.00	100	332	PEAK	 <p>Level (dBuV/m) vs Frequency (MHz) for Fundamental polarization. The plot shows a signal between 1000 and 3000 MHz. A red horizontal line indicates the FCC PART 15C limit at approximately 74 dBuV/m. A sharp peak is observed at 2467.00 MHz.</p> <table border="1"> <thead> <tr> <th>Limit</th> <th>Read</th> <th>Ant</th> <th>Cable</th> <th>Preamp</th> <th>Aux</th> <th>APos</th> <th>TPos</th> <th>Remark</th> </tr> <tr> <th>Freq</th> <th>Level</th> <th>Line</th> <th>Margin</th> <th>Level</th> <th>Factor</th> <th>Loss</th> <th>Factor</th> <th>Factor</th> </tr> <tr> <th>MHz</th> <th>dBuV/m</th> <th>dBuV/m</th> <th>dB</th> <th>dBuV</th> <th>dB/m</th> <th>dB</th> <th>dB</th> <th>dB</th> </tr> </thead> <tbody> <tr> <td>1</td> <td>2467.00</td> <td>103.97</td> <td>-----</td> <td>-----</td> <td>87.61</td> <td>32.09</td> <td>8.98</td> <td>30.71</td> <td>6.00</td> <td>100</td> <td>332</td> <td>PEAK</td> </tr> </tbody> </table>	Limit	Read	Ant	Cable	Preamp	Aux	APos	TPos	Remark	Freq	Level	Line	Margin	Level	Factor	Loss	Factor	Factor	MHz	dBuV/m	dBuV/m	dB	dBuV	dB/m	dB	dB	dB	1	2467.00	103.97	-----	-----	87.61	32.09	8.98	30.71	6.00	100	332	PEAK
	Limit	Read	Ant	Cable	Preamp	Aux	APos	TPos	Remark																																																																									
Freq	Level	Line	Margin	Level	Factor	Loss	Factor	Factor																																																																										
MHz	dBuV/m	dBuV/m	dB	dBuV	dB/m	dB	dB	dB																																																																										
1	2496.75	58.73	74.00	-15.27	42.10	32.15	9.09	30.61	6.00	100	332	PEAK																																																																						
Limit	Read	Ant	Cable	Preamp	Aux	APos	TPos	Remark																																																																										
Freq	Level	Line	Margin	Level	Factor	Loss	Factor	Factor																																																																										
MHz	dBuV/m	dBuV/m	dB	dBuV	dB/m	dB	dB	dB																																																																										
1	2467.00	103.97	-----	-----	87.61	32.09	8.98	30.71	6.00	100	332	PEAK																																																																						
Avg	 <p>Level (dBuV/m) vs Frequency (MHz) for Average Horizontal polarization. The plot shows a signal between 2450 and 2500 MHz. A red horizontal line indicates the FCC PART 15C (AVG) limit at approximately 54 dBuV/m. The signal is averaged.</p> <table border="1"> <thead> <tr> <th>Limit</th> <th>Read</th> <th>Ant</th> <th>Cable</th> <th>Preamp</th> <th>Aux</th> <th>APos</th> <th>TPos</th> <th>Remark</th> </tr> <tr> <th>Freq</th> <th>Level</th> <th>Line</th> <th>Margin</th> <th>Level</th> <th>Factor</th> <th>Loss</th> <th>Factor</th> <th>Factor</th> </tr> <tr> <th>MHz</th> <th>dBuV/m</th> <th>dBuV/m</th> <th>dB</th> <th>dBuV</th> <th>dB/m</th> <th>dB</th> <th>dB</th> <th>dB</th> </tr> </thead> <tbody> <tr> <td>1</td> <td>2498.70</td> <td>47.01</td> <td>54.00</td> <td>-6.99</td> <td>30.36</td> <td>32.15</td> <td>9.10</td> <td>30.60</td> <td>6.00</td> <td>100</td> <td>332</td> <td>AVERAGE</td> </tr> </tbody> </table>	Limit	Read	Ant	Cable	Preamp	Aux	APos	TPos	Remark	Freq	Level	Line	Margin	Level	Factor	Loss	Factor	Factor	MHz	dBuV/m	dBuV/m	dB	dBuV	dB/m	dB	dB	dB	1	2498.70	47.01	54.00	-6.99	30.36	32.15	9.10	30.60	6.00	100	332	AVERAGE	 <p>Level (dBuV/m) vs Frequency (MHz) for Average Fundamental polarization. The plot shows a signal between 1000 and 3000 MHz. A red horizontal line indicates the FCC PART 15C (AVG) limit at approximately 54 dBuV/m. The signal is averaged.</p> <table border="1"> <thead> <tr> <th>Limit</th> <th>Read</th> <th>Ant</th> <th>Cable</th> <th>Preamp</th> <th>Aux</th> <th>APos</th> <th>TPos</th> <th>Remark</th> </tr> <tr> <th>Freq</th> <th>Level</th> <th>Line</th> <th>Margin</th> <th>Level</th> <th>Factor</th> <th>Loss</th> <th>Factor</th> <th>Factor</th> </tr> <tr> <th>MHz</th> <th>dBuV/m</th> <th>dBuV/m</th> <th>dB</th> <th>dBuV</th> <th>dB/m</th> <th>dB</th> <th>dB</th> <th>dB</th> </tr> </thead> <tbody> <tr> <td>1</td> <td>2467.00</td> <td>94.81</td> <td>-----</td> <td>-----</td> <td>78.45</td> <td>32.09</td> <td>8.98</td> <td>30.71</td> <td>6.00</td> <td>100</td> <td>332</td> <td>AVERAGE</td> </tr> </tbody> </table>	Limit	Read	Ant	Cable	Preamp	Aux	APos	TPos	Remark	Freq	Level	Line	Margin	Level	Factor	Loss	Factor	Factor	MHz	dBuV/m	dBuV/m	dB	dBuV	dB/m	dB	dB	dB	1	2467.00	94.81	-----	-----	78.45	32.09	8.98	30.71	6.00	100	332	AVERAGE
Limit	Read	Ant	Cable	Preamp	Aux	APos	TPos	Remark																																																																										
Freq	Level	Line	Margin	Level	Factor	Loss	Factor	Factor																																																																										
MHz	dBuV/m	dBuV/m	dB	dBuV	dB/m	dB	dB	dB																																																																										
1	2498.70	47.01	54.00	-6.99	30.36	32.15	9.10	30.60	6.00	100	332	AVERAGE																																																																						
Limit	Read	Ant	Cable	Preamp	Aux	APos	TPos	Remark																																																																										
Freq	Level	Line	Margin	Level	Factor	Loss	Factor	Factor																																																																										
MHz	dBuV/m	dBuV/m	dB	dBuV	dB/m	dB	dB	dB																																																																										
1	2467.00	94.81	-----	-----	78.45	32.09	8.98	30.71	6.00	100	332	AVERAGE																																																																						



Mode	64																																																							
	Band Edge																																																							
	2400-2483.5_802.11ax HE20_CH12_RU52/37_2467MHz																																																							
ANT	1																																																							
Pol.	Vertical	Fundamental																																																						
Peak	<table border="1"> <thead> <tr> <th>Limit</th> <th>Read</th> <th>Ant</th> <th>Cable</th> <th>Preamp</th> <th>Aux</th> <th>APos</th> <th>TPos</th> </tr> <tr> <th>Freq Level Line Margin</th> <th>Level Factor</th> <th>Loss Factor</th> <th>Factor</th> <th>Factor</th> <th>Factor</th> <th>cm</th> <th>deg</th> </tr> </thead> <tbody> <tr> <td>1 2498.75</td> <td>57.56</td> <td>74.00</td> <td>-16.44</td> <td>40.91</td> <td>32.15</td> <td>9.10</td> <td>30.60</td> <td>6.00</td> <td>271</td> <td>0 PEAK</td> </tr> </tbody> </table>	Limit	Read	Ant	Cable	Preamp	Aux	APos	TPos	Freq Level Line Margin	Level Factor	Loss Factor	Factor	Factor	Factor	cm	deg	1 2498.75	57.56	74.00	-16.44	40.91	32.15	9.10	30.60	6.00	271	0 PEAK	<table border="1"> <thead> <tr> <th>Limit</th> <th>Read</th> <th>Ant</th> <th>Cable</th> <th>Preamp</th> <th>Aux</th> <th>APos</th> <th>TPos</th> </tr> <tr> <th>Freq Level Line Margin</th> <th>Level Factor</th> <th>Loss Factor</th> <th>Factor</th> <th>Factor</th> <th>Factor</th> <th>cm</th> <th>deg</th> </tr> </thead> <tbody> <tr> <td>1 2467.00</td> <td>104.05</td> <td>-----</td> <td>-----</td> <td>87.69</td> <td>32.09</td> <td>8.98</td> <td>30.71</td> <td>6.00</td> <td>271</td> <td>0 PEAK</td> </tr> </tbody> </table>	Limit	Read	Ant	Cable	Preamp	Aux	APos	TPos	Freq Level Line Margin	Level Factor	Loss Factor	Factor	Factor	Factor	cm	deg	1 2467.00	104.05	-----	-----	87.69	32.09	8.98	30.71	6.00	271	0 PEAK
	Limit	Read	Ant	Cable	Preamp	Aux	APos	TPos																																																
Freq Level Line Margin	Level Factor	Loss Factor	Factor	Factor	Factor	cm	deg																																																	
1 2498.75	57.56	74.00	-16.44	40.91	32.15	9.10	30.60	6.00	271	0 PEAK																																														
Limit	Read	Ant	Cable	Preamp	Aux	APos	TPos																																																	
Freq Level Line Margin	Level Factor	Loss Factor	Factor	Factor	Factor	cm	deg																																																	
1 2467.00	104.05	-----	-----	87.69	32.09	8.98	30.71	6.00	271	0 PEAK																																														
Avg	<table border="1"> <thead> <tr> <th>Limit</th> <th>Read</th> <th>Ant</th> <th>Cable</th> <th>Preamp</th> <th>Aux</th> <th>APos</th> <th>TPos</th> </tr> <tr> <th>Freq Level Line Margin</th> <th>Level Factor</th> <th>Loss Factor</th> <th>Factor</th> <th>Factor</th> <th>Factor</th> <th>cm</th> <th>deg</th> </tr> </thead> <tbody> <tr> <td>1 2498.60</td> <td>46.83</td> <td>54.00</td> <td>-7.17</td> <td>30.25</td> <td>32.14</td> <td>9.07</td> <td>30.63</td> <td>6.00</td> <td>271</td> <td>0 AVERAGE</td> </tr> </tbody> </table>	Limit	Read	Ant	Cable	Preamp	Aux	APos	TPos	Freq Level Line Margin	Level Factor	Loss Factor	Factor	Factor	Factor	cm	deg	1 2498.60	46.83	54.00	-7.17	30.25	32.14	9.07	30.63	6.00	271	0 AVERAGE	<table border="1"> <thead> <tr> <th>Limit</th> <th>Read</th> <th>Ant</th> <th>Cable</th> <th>Preamp</th> <th>Aux</th> <th>APos</th> <th>TPos</th> </tr> <tr> <th>Freq Level Line Margin</th> <th>Level Factor</th> <th>Loss Factor</th> <th>Factor</th> <th>Factor</th> <th>Factor</th> <th>cm</th> <th>deg</th> </tr> </thead> <tbody> <tr> <td>1 2467.00</td> <td>94.94</td> <td>-----</td> <td>-----</td> <td>78.58</td> <td>32.09</td> <td>8.98</td> <td>30.71</td> <td>6.00</td> <td>271</td> <td>0 AVERAGE</td> </tr> </tbody> </table>	Limit	Read	Ant	Cable	Preamp	Aux	APos	TPos	Freq Level Line Margin	Level Factor	Loss Factor	Factor	Factor	Factor	cm	deg	1 2467.00	94.94	-----	-----	78.58	32.09	8.98	30.71	6.00	271	0 AVERAGE
Limit	Read	Ant	Cable	Preamp	Aux	APos	TPos																																																	
Freq Level Line Margin	Level Factor	Loss Factor	Factor	Factor	Factor	cm	deg																																																	
1 2498.60	46.83	54.00	-7.17	30.25	32.14	9.07	30.63	6.00	271	0 AVERAGE																																														
Limit	Read	Ant	Cable	Preamp	Aux	APos	TPos																																																	
Freq Level Line Margin	Level Factor	Loss Factor	Factor	Factor	Factor	cm	deg																																																	
1 2467.00	94.94	-----	-----	78.58	32.09	8.98	30.71	6.00	271	0 AVERAGE																																														



Mode	65																																																																																	
	Band Edge																																																																																	
	2400-2483.5_802.11ax HE20_CH12_RU106/53_2467MHz																																																																																	
ANT	1																																																																																	
Pol.	Horizontal	Fundamental																																																																																
Peak	 <table border="1"> <thead> <tr> <th>Limit</th> <th>Read</th> <th>Ant</th> <th>Cable</th> <th>Preamp</th> <th>Aux</th> <th>APos</th> <th>TPos</th> <th>Remark</th> </tr> <tr> <th>Freq</th> <th>Level</th> <th>Line Margin</th> <th>Level Factor</th> <th>Loss Factor</th> <th>Factor</th> <th></th> <th></th> <th></th> </tr> <tr> <th>MHz</th> <th>dBuV/m</th> <th>dBuV/m</th> <th>dB</th> <th>dBuV</th> <th>dB/m</th> <th>dB</th> <th>dB</th> <th>dB</th> </tr> </thead> <tbody> <tr> <td>1</td> <td>2485.15</td> <td>60.23</td> <td>74.00</td> <td>-13.77</td> <td>43.68</td> <td>32.13</td> <td>9.06</td> <td>30.64</td> <td>6.00</td> <td>132</td> <td>115</td> <td>PEAK</td> </tr> </tbody> </table>	Limit	Read	Ant	Cable	Preamp	Aux	APos	TPos	Remark	Freq	Level	Line Margin	Level Factor	Loss Factor	Factor				MHz	dBuV/m	dBuV/m	dB	dBuV	dB/m	dB	dB	dB	1	2485.15	60.23	74.00	-13.77	43.68	32.13	9.06	30.64	6.00	132	115	PEAK	 <table border="1"> <thead> <tr> <th>Limit</th> <th>Read</th> <th>Ant</th> <th>Cable</th> <th>Preamp</th> <th>Aux</th> <th>APos</th> <th>TPos</th> <th>Remark</th> </tr> <tr> <th>Freq</th> <th>Level</th> <th>Line Margin</th> <th>Level Factor</th> <th>Loss Factor</th> <th>Factor</th> <th></th> <th></th> <th></th> </tr> <tr> <th>MHz</th> <th>dBuV/m</th> <th>dBuV/m</th> <th>dB</th> <th>dBuV</th> <th>dB/m</th> <th>dB</th> <th>dB</th> <th>dB</th> </tr> </thead> <tbody> <tr> <td>1</td> <td>2467.00</td> <td>105.86</td> <td>-----</td> <td>-----</td> <td>89.47</td> <td>32.10</td> <td>8.99</td> <td>30.70</td> <td>6.00</td> <td>132</td> <td>115</td> <td>PEAK</td> </tr> </tbody> </table>	Limit	Read	Ant	Cable	Preamp	Aux	APos	TPos	Remark	Freq	Level	Line Margin	Level Factor	Loss Factor	Factor				MHz	dBuV/m	dBuV/m	dB	dBuV	dB/m	dB	dB	dB	1	2467.00	105.86	-----	-----	89.47	32.10	8.99	30.70	6.00	132	115	PEAK
	Limit	Read	Ant	Cable	Preamp	Aux	APos	TPos	Remark																																																																									
Freq	Level	Line Margin	Level Factor	Loss Factor	Factor																																																																													
MHz	dBuV/m	dBuV/m	dB	dBuV	dB/m	dB	dB	dB																																																																										
1	2485.15	60.23	74.00	-13.77	43.68	32.13	9.06	30.64	6.00	132	115	PEAK																																																																						
Limit	Read	Ant	Cable	Preamp	Aux	APos	TPos	Remark																																																																										
Freq	Level	Line Margin	Level Factor	Loss Factor	Factor																																																																													
MHz	dBuV/m	dBuV/m	dB	dBuV	dB/m	dB	dB	dB																																																																										
1	2467.00	105.86	-----	-----	89.47	32.10	8.99	30.70	6.00	132	115	PEAK																																																																						
Avg	 <table border="1"> <thead> <tr> <th>Limit</th> <th>Read</th> <th>Ant</th> <th>Cable</th> <th>Preamp</th> <th>Aux</th> <th>APos</th> <th>TPos</th> <th>Remark</th> </tr> <tr> <th>Freq</th> <th>Level</th> <th>Line Margin</th> <th>Level Factor</th> <th>Loss Factor</th> <th>Factor</th> <th></th> <th></th> <th></th> </tr> <tr> <th>MHz</th> <th>dBuV/m</th> <th>dBuV/m</th> <th>dB</th> <th>dBuV</th> <th>dB/m</th> <th>dB</th> <th>dB</th> <th>dB</th> </tr> </thead> <tbody> <tr> <td>1</td> <td>2485.45</td> <td>48.10</td> <td>54.00</td> <td>-5.90</td> <td>31.55</td> <td>32.13</td> <td>9.06</td> <td>30.64</td> <td>6.00</td> <td>132</td> <td>115</td> <td>AVERAGE</td> </tr> </tbody> </table>	Limit	Read	Ant	Cable	Preamp	Aux	APos	TPos	Remark	Freq	Level	Line Margin	Level Factor	Loss Factor	Factor				MHz	dBuV/m	dBuV/m	dB	dBuV	dB/m	dB	dB	dB	1	2485.45	48.10	54.00	-5.90	31.55	32.13	9.06	30.64	6.00	132	115	AVERAGE	 <table border="1"> <thead> <tr> <th>Limit</th> <th>Read</th> <th>Ant</th> <th>Cable</th> <th>Preamp</th> <th>Aux</th> <th>APos</th> <th>TPos</th> <th>Remark</th> </tr> <tr> <th>Freq</th> <th>Level</th> <th>Line Margin</th> <th>Level Factor</th> <th>Loss Factor</th> <th>Factor</th> <th></th> <th></th> <th></th> </tr> <tr> <th>MHz</th> <th>dBuV/m</th> <th>dBuV/m</th> <th>dB</th> <th>dBuV</th> <th>dB/m</th> <th>dB</th> <th>dB</th> <th>dB</th> </tr> </thead> <tbody> <tr> <td>1</td> <td>2467.00</td> <td>96.05</td> <td>-----</td> <td>-----</td> <td>79.66</td> <td>32.10</td> <td>8.99</td> <td>30.70</td> <td>6.00</td> <td>132</td> <td>115</td> <td>AVERAGE</td> </tr> </tbody> </table>	Limit	Read	Ant	Cable	Preamp	Aux	APos	TPos	Remark	Freq	Level	Line Margin	Level Factor	Loss Factor	Factor				MHz	dBuV/m	dBuV/m	dB	dBuV	dB/m	dB	dB	dB	1	2467.00	96.05	-----	-----	79.66	32.10	8.99	30.70	6.00	132	115	AVERAGE
Limit	Read	Ant	Cable	Preamp	Aux	APos	TPos	Remark																																																																										
Freq	Level	Line Margin	Level Factor	Loss Factor	Factor																																																																													
MHz	dBuV/m	dBuV/m	dB	dBuV	dB/m	dB	dB	dB																																																																										
1	2485.45	48.10	54.00	-5.90	31.55	32.13	9.06	30.64	6.00	132	115	AVERAGE																																																																						
Limit	Read	Ant	Cable	Preamp	Aux	APos	TPos	Remark																																																																										
Freq	Level	Line Margin	Level Factor	Loss Factor	Factor																																																																													
MHz	dBuV/m	dBuV/m	dB	dBuV	dB/m	dB	dB	dB																																																																										
1	2467.00	96.05	-----	-----	79.66	32.10	8.99	30.70	6.00	132	115	AVERAGE																																																																						

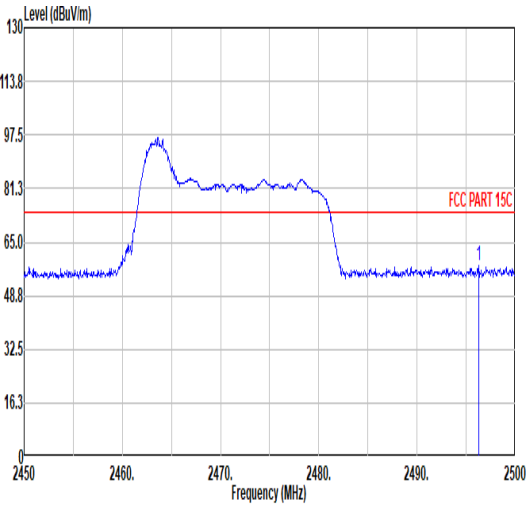
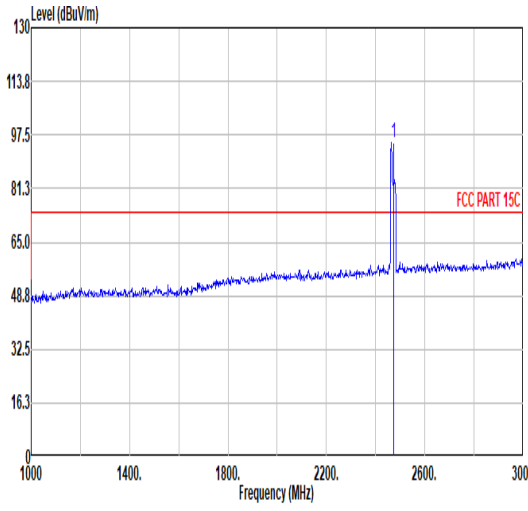
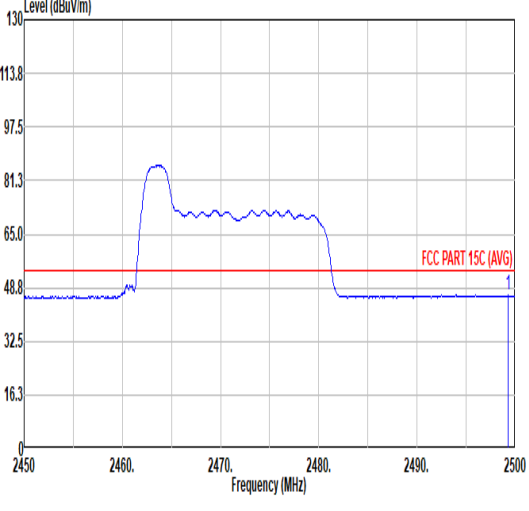
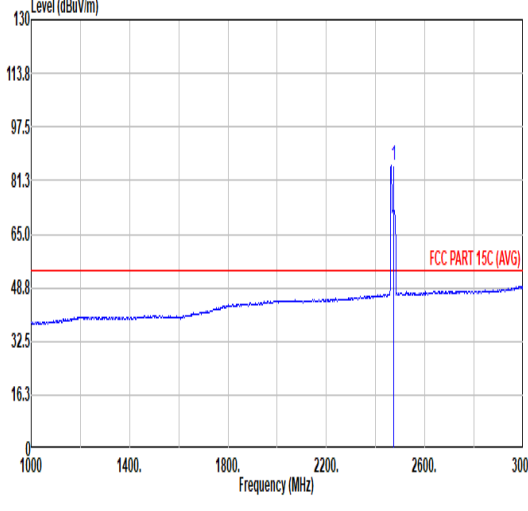


Mode	65																																																																	
	Band Edge																																																																	
	2400-2483.5_802.11ax HE20_CH12_RU106/53_2467MHz																																																																	
ANT	1																																																																	
Pol.	Vertical	Fundamental																																																																
Peak	<table border="1"> <thead> <tr> <th>Limit</th> <th>Read</th> <th>Ant</th> <th>Cable</th> <th>Preamp</th> <th>Aux</th> <th>APos</th> <th>TPos</th> </tr> <tr> <th>Freq Level Line Margin</th> <th>Level Factor</th> <th>Loss Factor</th> <th>Loss Factor</th> <th>Factor</th> <th></th> <th></th> <th>Remark</th> </tr> <tr> <th>MHz dBuV/m dBuV/m dB</th> <th>dBuV dB/m dB</th> <th>dB</th> <th>dB</th> <th>dB</th> <th>dB</th> <th>cm deg</th> <th></th> </tr> </thead> <tbody> <tr> <td>1 2483.80 57.92 74.00 -16.08</td> <td>41.39 32.13</td> <td>9.05 30.65</td> <td>6.00</td> <td>271</td> <td>360</td> <td>PEAK</td> <td></td> </tr> </tbody> </table>	Limit	Read	Ant	Cable	Preamp	Aux	APos	TPos	Freq Level Line Margin	Level Factor	Loss Factor	Loss Factor	Factor			Remark	MHz dBuV/m dBuV/m dB	dBuV dB/m dB	dB	dB	dB	dB	cm deg		1 2483.80 57.92 74.00 -16.08	41.39 32.13	9.05 30.65	6.00	271	360	PEAK		<table border="1"> <thead> <tr> <th>Limit</th> <th>Read</th> <th>Ant</th> <th>Cable</th> <th>Preamp</th> <th>Aux</th> <th>APos</th> <th>TPos</th> </tr> <tr> <th>Freq Level Line Margin</th> <th>Level Factor</th> <th>Loss Factor</th> <th>Loss Factor</th> <th>Factor</th> <th></th> <th></th> <th>Remark</th> </tr> <tr> <th>MHz dBuV/m dBuV/m dB</th> <th>dBuV dB/m dB</th> <th>dB</th> <th>dB</th> <th>dB</th> <th>dB</th> <th>cm deg</th> <th></th> </tr> </thead> <tbody> <tr> <td>1 2467.00 104.31</td> <td>-----</td> <td>87.92 32.10</td> <td>8.99 30.70</td> <td>6.00</td> <td>271</td> <td>360</td> <td>PEAK</td> </tr> </tbody> </table>	Limit	Read	Ant	Cable	Preamp	Aux	APos	TPos	Freq Level Line Margin	Level Factor	Loss Factor	Loss Factor	Factor			Remark	MHz dBuV/m dBuV/m dB	dBuV dB/m dB	dB	dB	dB	dB	cm deg		1 2467.00 104.31	-----	87.92 32.10	8.99 30.70	6.00	271	360	PEAK
	Limit	Read	Ant	Cable	Preamp	Aux	APos	TPos																																																										
Freq Level Line Margin	Level Factor	Loss Factor	Loss Factor	Factor			Remark																																																											
MHz dBuV/m dBuV/m dB	dBuV dB/m dB	dB	dB	dB	dB	cm deg																																																												
1 2483.80 57.92 74.00 -16.08	41.39 32.13	9.05 30.65	6.00	271	360	PEAK																																																												
Limit	Read	Ant	Cable	Preamp	Aux	APos	TPos																																																											
Freq Level Line Margin	Level Factor	Loss Factor	Loss Factor	Factor			Remark																																																											
MHz dBuV/m dBuV/m dB	dBuV dB/m dB	dB	dB	dB	dB	cm deg																																																												
1 2467.00 104.31	-----	87.92 32.10	8.99 30.70	6.00	271	360	PEAK																																																											
Avg	<table border="1"> <thead> <tr> <th>Limit</th> <th>Read</th> <th>Ant</th> <th>Cable</th> <th>Preamp</th> <th>Aux</th> <th>APos</th> <th>TPos</th> </tr> <tr> <th>Freq Level Line Margin</th> <th>Level Factor</th> <th>Loss Factor</th> <th>Loss Factor</th> <th>Factor</th> <th></th> <th></th> <th>Remark</th> </tr> <tr> <th>MHz dBuV/m dBuV/m dB</th> <th>dBuV dB/m dB</th> <th>dB</th> <th>dB</th> <th>dB</th> <th>dB</th> <th>cm deg</th> <th></th> </tr> </thead> <tbody> <tr> <td>1 2483.80 47.58 54.00 -6.42</td> <td>31.05 32.13</td> <td>9.05 30.65</td> <td>6.00</td> <td>271</td> <td>360</td> <td>AVERAGE</td> <td></td> </tr> </tbody> </table>	Limit	Read	Ant	Cable	Preamp	Aux	APos	TPos	Freq Level Line Margin	Level Factor	Loss Factor	Loss Factor	Factor			Remark	MHz dBuV/m dBuV/m dB	dBuV dB/m dB	dB	dB	dB	dB	cm deg		1 2483.80 47.58 54.00 -6.42	31.05 32.13	9.05 30.65	6.00	271	360	AVERAGE		<table border="1"> <thead> <tr> <th>Limit</th> <th>Read</th> <th>Ant</th> <th>Cable</th> <th>Preamp</th> <th>Aux</th> <th>APos</th> <th>TPos</th> </tr> <tr> <th>Freq Level Line Margin</th> <th>Level Factor</th> <th>Loss Factor</th> <th>Loss Factor</th> <th>Factor</th> <th></th> <th></th> <th>Remark</th> </tr> <tr> <th>MHz dBuV/m dBuV/m dB</th> <th>dBuV dB/m dB</th> <th>dB</th> <th>dB</th> <th>dB</th> <th>dB</th> <th>cm deg</th> <th></th> </tr> </thead> <tbody> <tr> <td>1 2467.00 94.44</td> <td>-----</td> <td>78.05 32.10</td> <td>8.99 30.70</td> <td>6.00</td> <td>271</td> <td>360</td> <td>AVERAGE</td> </tr> </tbody> </table>	Limit	Read	Ant	Cable	Preamp	Aux	APos	TPos	Freq Level Line Margin	Level Factor	Loss Factor	Loss Factor	Factor			Remark	MHz dBuV/m dBuV/m dB	dBuV dB/m dB	dB	dB	dB	dB	cm deg		1 2467.00 94.44	-----	78.05 32.10	8.99 30.70	6.00	271	360	AVERAGE
	Limit	Read	Ant	Cable	Preamp	Aux	APos	TPos																																																										
Freq Level Line Margin	Level Factor	Loss Factor	Loss Factor	Factor			Remark																																																											
MHz dBuV/m dBuV/m dB	dBuV dB/m dB	dB	dB	dB	dB	cm deg																																																												
1 2483.80 47.58 54.00 -6.42	31.05 32.13	9.05 30.65	6.00	271	360	AVERAGE																																																												
Limit	Read	Ant	Cable	Preamp	Aux	APos	TPos																																																											
Freq Level Line Margin	Level Factor	Loss Factor	Loss Factor	Factor			Remark																																																											
MHz dBuV/m dBuV/m dB	dBuV dB/m dB	dB	dB	dB	dB	cm deg																																																												
1 2467.00 94.44	-----	78.05 32.10	8.99 30.70	6.00	271	360	AVERAGE																																																											



		66																																																																																								
Mode		Band Edge																																																																																								
		2400-2483.5_802.11ax HE20_CH13_RU26/8_2472MHz																																																																																								
ANT		1																																																																																								
Pol.	Horizontal	Fundamental																																																																																								
Peak	<table border="1"> <thead> <tr> <th>Limit</th> <th>Read</th> <th>Ant</th> <th>Cable</th> <th>Preamp</th> <th>Aux</th> <th>APos</th> <th>TPos</th> <th>Remark</th> </tr> <tr> <th>Freq</th> <th>Level</th> <th>Line</th> <th>Margin</th> <th>Level</th> <th>Factor</th> <th>Loss</th> <th>Factor</th> <th>Factor</th> <th>cm</th> <th>deg</th> </tr> <tr> <th>MHz</th> <th>dBuV/m</th> <th>dBuV/m</th> <th>dB</th> <th>dBuV</th> <th>dB/m</th> <th>dB</th> <th>dB</th> <th>dB</th> <th>cm</th> <th>deg</th> </tr> </thead> <tbody> <tr> <td>1</td> <td>2499.55</td> <td>57.81</td> <td>74.00</td> <td>-16.19</td> <td>41.16</td> <td>32.15</td> <td>9.10</td> <td>30.60</td> <td>6.00</td> <td>129</td> <td>112</td> <td>PEAK</td> </tr> </tbody> </table>	Limit	Read	Ant	Cable	Preamp	Aux	APos	TPos	Remark	Freq	Level	Line	Margin	Level	Factor	Loss	Factor	Factor	cm	deg	MHz	dBuV/m	dBuV/m	dB	dBuV	dB/m	dB	dB	dB	cm	deg	1	2499.55	57.81	74.00	-16.19	41.16	32.15	9.10	30.60	6.00	129	112	PEAK	<table border="1"> <thead> <tr> <th>Limit</th> <th>Read</th> <th>Ant</th> <th>Cable</th> <th>Preamp</th> <th>Aux</th> <th>APos</th> <th>TPos</th> <th>Remark</th> </tr> <tr> <th>Freq</th> <th>Level</th> <th>Line</th> <th>Margin</th> <th>Level</th> <th>Factor</th> <th>Loss</th> <th>Factor</th> <th>Factor</th> <th>cm</th> <th>deg</th> </tr> <tr> <th>MHz</th> <th>dBuV/m</th> <th>dBuV/m</th> <th>dB</th> <th>dBuV</th> <th>dB/m</th> <th>dB</th> <th>dB</th> <th>dB</th> <th>cm</th> <th>deg</th> </tr> </thead> <tbody> <tr> <td>1</td> <td>2472.00</td> <td>98.09</td> <td>-----</td> <td>-----</td> <td>81.70</td> <td>32.10</td> <td>8.99</td> <td>30.70</td> <td>6.00</td> <td>129</td> <td>112</td> <td>PEAK</td> </tr> </tbody> </table>	Limit	Read	Ant	Cable	Preamp	Aux	APos	TPos	Remark	Freq	Level	Line	Margin	Level	Factor	Loss	Factor	Factor	cm	deg	MHz	dBuV/m	dBuV/m	dB	dBuV	dB/m	dB	dB	dB	cm	deg	1	2472.00	98.09	-----	-----	81.70	32.10	8.99	30.70	6.00	129	112	PEAK
	Limit	Read	Ant	Cable	Preamp	Aux	APos	TPos	Remark																																																																																	
Freq	Level	Line	Margin	Level	Factor	Loss	Factor	Factor	cm	deg																																																																																
MHz	dBuV/m	dBuV/m	dB	dBuV	dB/m	dB	dB	dB	cm	deg																																																																																
1	2499.55	57.81	74.00	-16.19	41.16	32.15	9.10	30.60	6.00	129	112	PEAK																																																																														
Limit	Read	Ant	Cable	Preamp	Aux	APos	TPos	Remark																																																																																		
Freq	Level	Line	Margin	Level	Factor	Loss	Factor	Factor	cm	deg																																																																																
MHz	dBuV/m	dBuV/m	dB	dBuV	dB/m	dB	dB	dB	cm	deg																																																																																
1	2472.00	98.09	-----	-----	81.70	32.10	8.99	30.70	6.00	129	112	PEAK																																																																														
Avg	<table border="1"> <thead> <tr> <th>Limit</th> <th>Read</th> <th>Ant</th> <th>Cable</th> <th>Preamp</th> <th>Aux</th> <th>APos</th> <th>TPos</th> <th>Remark</th> </tr> <tr> <th>Freq</th> <th>Level</th> <th>Line</th> <th>Margin</th> <th>Level</th> <th>Factor</th> <th>Loss</th> <th>Factor</th> <th>Factor</th> <th>cm</th> <th>deg</th> </tr> <tr> <th>MHz</th> <th>dBuV/m</th> <th>dBuV/m</th> <th>dB</th> <th>dBuV</th> <th>dB/m</th> <th>dB</th> <th>dB</th> <th>dB</th> <th>cm</th> <th>deg</th> </tr> </thead> <tbody> <tr> <td>1</td> <td>2497.95</td> <td>46.69</td> <td>54.00</td> <td>-7.31</td> <td>30.06</td> <td>32.15</td> <td>9.09</td> <td>30.61</td> <td>6.00</td> <td>129</td> <td>112</td> <td>AVERAGE</td> </tr> </tbody> </table>	Limit	Read	Ant	Cable	Preamp	Aux	APos	TPos	Remark	Freq	Level	Line	Margin	Level	Factor	Loss	Factor	Factor	cm	deg	MHz	dBuV/m	dBuV/m	dB	dBuV	dB/m	dB	dB	dB	cm	deg	1	2497.95	46.69	54.00	-7.31	30.06	32.15	9.09	30.61	6.00	129	112	AVERAGE	<table border="1"> <thead> <tr> <th>Limit</th> <th>Read</th> <th>Ant</th> <th>Cable</th> <th>Preamp</th> <th>Aux</th> <th>APos</th> <th>TPos</th> <th>Remark</th> </tr> <tr> <th>Freq</th> <th>Level</th> <th>Line</th> <th>Margin</th> <th>Level</th> <th>Factor</th> <th>Loss</th> <th>Factor</th> <th>Factor</th> <th>cm</th> <th>deg</th> </tr> <tr> <th>MHz</th> <th>dBuV/m</th> <th>dBuV/m</th> <th>dB</th> <th>dBuV</th> <th>dB/m</th> <th>dB</th> <th>dB</th> <th>dB</th> <th>cm</th> <th>deg</th> </tr> </thead> <tbody> <tr> <td>1</td> <td>2472.00</td> <td>88.06</td> <td>-----</td> <td>-----</td> <td>72.47</td> <td>32.10</td> <td>8.99</td> <td>30.70</td> <td>6.00</td> <td>129</td> <td>112</td> <td>AVERAGE</td> </tr> </tbody> </table>	Limit	Read	Ant	Cable	Preamp	Aux	APos	TPos	Remark	Freq	Level	Line	Margin	Level	Factor	Loss	Factor	Factor	cm	deg	MHz	dBuV/m	dBuV/m	dB	dBuV	dB/m	dB	dB	dB	cm	deg	1	2472.00	88.06	-----	-----	72.47	32.10	8.99	30.70	6.00	129	112	AVERAGE
	Limit	Read	Ant	Cable	Preamp	Aux	APos	TPos	Remark																																																																																	
Freq	Level	Line	Margin	Level	Factor	Loss	Factor	Factor	cm	deg																																																																																
MHz	dBuV/m	dBuV/m	dB	dBuV	dB/m	dB	dB	dB	cm	deg																																																																																
1	2497.95	46.69	54.00	-7.31	30.06	32.15	9.09	30.61	6.00	129	112	AVERAGE																																																																														
Limit	Read	Ant	Cable	Preamp	Aux	APos	TPos	Remark																																																																																		
Freq	Level	Line	Margin	Level	Factor	Loss	Factor	Factor	cm	deg																																																																																
MHz	dBuV/m	dBuV/m	dB	dBuV	dB/m	dB	dB	dB	cm	deg																																																																																
1	2472.00	88.06	-----	-----	72.47	32.10	8.99	30.70	6.00	129	112	AVERAGE																																																																														

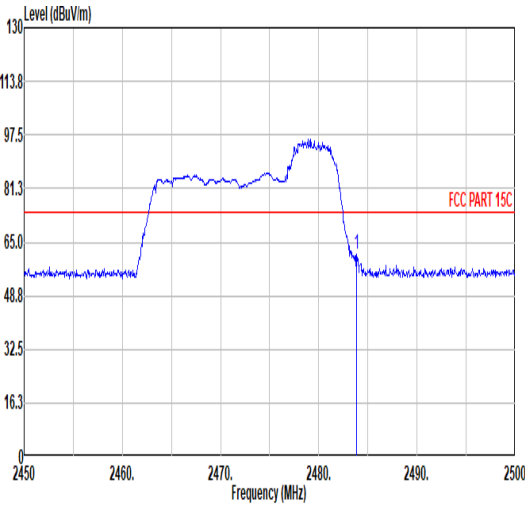
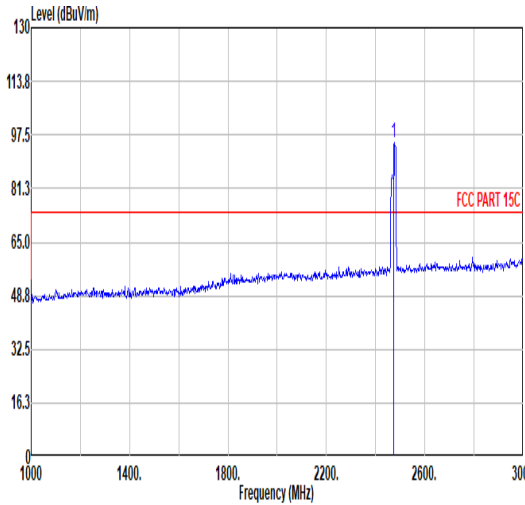
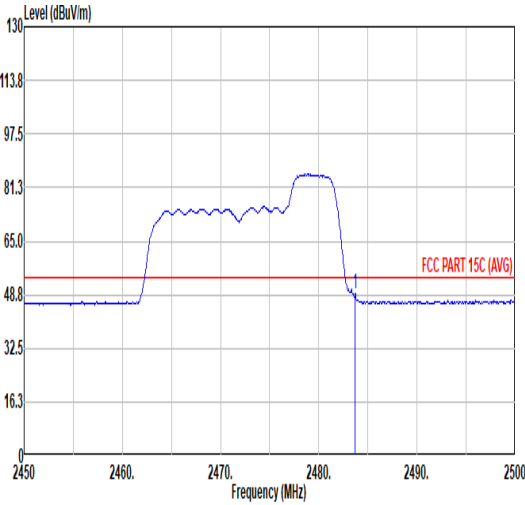
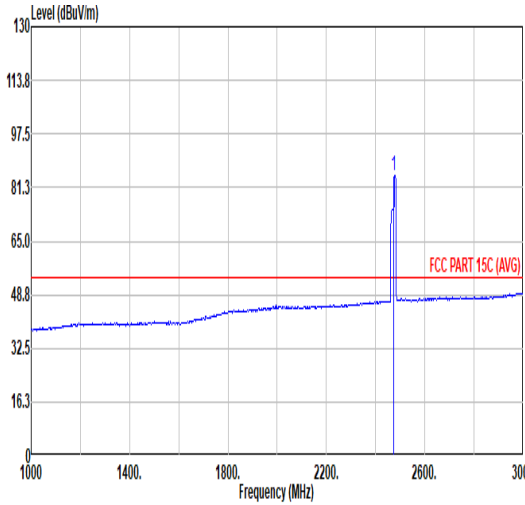


		66																																																																																
Mode	Band Edge																																																																																	
	2400-2483.5_802.11ax HE20_CH13_RU26/8_2472MHz																																																																																	
ANT	1																																																																																	
Pol.	Vertical	Fundamental																																																																																
Peak	 <p>Level (dBuV/m) vs Frequency (MHz) for Vertical polarization. The plot shows a signal between 2450 and 2500 MHz. A red horizontal line indicates the FCC PART 15C limit at approximately 74 dBuV/m. A peak is observed at 2496.25 MHz.</p> <table border="1"> <thead> <tr> <th>Limit</th> <th>Read</th> <th>Ant</th> <th>Cable</th> <th>Preamp</th> <th>Aux</th> <th>APos</th> <th>TPos</th> <th>Remark</th> </tr> <tr> <th>Freq</th> <th>Level</th> <th>Line</th> <th>Margin</th> <th>Level</th> <th>Factor</th> <th>Loss</th> <th>Factor</th> <th>Factor</th> </tr> <tr> <th>MHz</th> <th>dBuV/m</th> <th>dBuV/m</th> <th>dB</th> <th>dBuV</th> <th>dB/m</th> <th>dB</th> <th>dB</th> <th>dB</th> </tr> </thead> <tbody> <tr> <td>1</td> <td>2496.25</td> <td>58.00</td> <td>74.00</td> <td>-16.00</td> <td>41.38</td> <td>32.14</td> <td>9.09</td> <td>30.61</td> <td>6.00</td> <td>300</td> <td>333</td> <td>PEAK</td> </tr> </tbody> </table>	Limit	Read	Ant	Cable	Preamp	Aux	APos	TPos	Remark	Freq	Level	Line	Margin	Level	Factor	Loss	Factor	Factor	MHz	dBuV/m	dBuV/m	dB	dBuV	dB/m	dB	dB	dB	1	2496.25	58.00	74.00	-16.00	41.38	32.14	9.09	30.61	6.00	300	333	PEAK	 <p>Level (dBuV/m) vs Frequency (MHz) for Fundamental polarization. The plot shows a signal between 1000 and 3000 MHz. A red horizontal line indicates the FCC PART 15C limit at approximately 74 dBuV/m. A sharp peak is observed at 2472.00 MHz.</p> <table border="1"> <thead> <tr> <th>Limit</th> <th>Read</th> <th>Ant</th> <th>Cable</th> <th>Preamp</th> <th>Aux</th> <th>APos</th> <th>TPos</th> <th>Remark</th> </tr> <tr> <th>Freq</th> <th>Level</th> <th>Line</th> <th>Margin</th> <th>Level</th> <th>Factor</th> <th>Loss</th> <th>Factor</th> <th>Factor</th> </tr> <tr> <th>MHz</th> <th>dBuV/m</th> <th>dBuV/m</th> <th>dB</th> <th>dBuV</th> <th>dB/m</th> <th>dB</th> <th>dB</th> <th>dB</th> </tr> </thead> <tbody> <tr> <td>1</td> <td>2472.00</td> <td>95.07</td> <td>-----</td> <td>-----</td> <td>78.68</td> <td>32.10</td> <td>8.99</td> <td>30.70</td> <td>6.00</td> <td>300</td> <td>333</td> <td>PEAK</td> </tr> </tbody> </table>	Limit	Read	Ant	Cable	Preamp	Aux	APos	TPos	Remark	Freq	Level	Line	Margin	Level	Factor	Loss	Factor	Factor	MHz	dBuV/m	dBuV/m	dB	dBuV	dB/m	dB	dB	dB	1	2472.00	95.07	-----	-----	78.68	32.10	8.99	30.70	6.00	300	333	PEAK
	Limit	Read	Ant	Cable	Preamp	Aux	APos	TPos	Remark																																																																									
Freq	Level	Line	Margin	Level	Factor	Loss	Factor	Factor																																																																										
MHz	dBuV/m	dBuV/m	dB	dBuV	dB/m	dB	dB	dB																																																																										
1	2496.25	58.00	74.00	-16.00	41.38	32.14	9.09	30.61	6.00	300	333	PEAK																																																																						
Limit	Read	Ant	Cable	Preamp	Aux	APos	TPos	Remark																																																																										
Freq	Level	Line	Margin	Level	Factor	Loss	Factor	Factor																																																																										
MHz	dBuV/m	dBuV/m	dB	dBuV	dB/m	dB	dB	dB																																																																										
1	2472.00	95.07	-----	-----	78.68	32.10	8.99	30.70	6.00	300	333	PEAK																																																																						
Avg	 <p>Level (dBuV/m) vs Frequency (MHz) for Average Vertical polarization. The plot shows a signal between 2450 and 2500 MHz. A red horizontal line indicates the FCC PART 15C (AVG) limit at approximately 54 dBuV/m. A peak is observed at 2499.25 MHz.</p> <table border="1"> <thead> <tr> <th>Limit</th> <th>Read</th> <th>Ant</th> <th>Cable</th> <th>Preamp</th> <th>Aux</th> <th>APos</th> <th>TPos</th> <th>Remark</th> </tr> <tr> <th>Freq</th> <th>Level</th> <th>Line</th> <th>Margin</th> <th>Level</th> <th>Factor</th> <th>Loss</th> <th>Factor</th> <th>Factor</th> </tr> <tr> <th>MHz</th> <th>dBuV/m</th> <th>dBuV/m</th> <th>dB</th> <th>dBuV</th> <th>dB/m</th> <th>dB</th> <th>dB</th> <th>dB</th> </tr> </thead> <tbody> <tr> <td>1</td> <td>2499.25</td> <td>46.58</td> <td>54.00</td> <td>-7.42</td> <td>29.93</td> <td>32.15</td> <td>9.10</td> <td>30.60</td> <td>6.00</td> <td>300</td> <td>333</td> <td>AVERAGE</td> </tr> </tbody> </table>	Limit	Read	Ant	Cable	Preamp	Aux	APos	TPos	Remark	Freq	Level	Line	Margin	Level	Factor	Loss	Factor	Factor	MHz	dBuV/m	dBuV/m	dB	dBuV	dB/m	dB	dB	dB	1	2499.25	46.58	54.00	-7.42	29.93	32.15	9.10	30.60	6.00	300	333	AVERAGE	 <p>Level (dBuV/m) vs Frequency (MHz) for Average Fundamental polarization. The plot shows a signal between 1000 and 3000 MHz. A red horizontal line indicates the FCC PART 15C (AVG) limit at approximately 54 dBuV/m. A sharp peak is observed at 2472.00 MHz.</p> <table border="1"> <thead> <tr> <th>Limit</th> <th>Read</th> <th>Ant</th> <th>Cable</th> <th>Preamp</th> <th>Aux</th> <th>APos</th> <th>TPos</th> <th>Remark</th> </tr> <tr> <th>Freq</th> <th>Level</th> <th>Line</th> <th>Margin</th> <th>Level</th> <th>Factor</th> <th>Loss</th> <th>Factor</th> <th>Factor</th> </tr> <tr> <th>MHz</th> <th>dBuV/m</th> <th>dBuV/m</th> <th>dB</th> <th>dBuV</th> <th>dB/m</th> <th>dB</th> <th>dB</th> <th>dB</th> </tr> </thead> <tbody> <tr> <td>1</td> <td>2472.00</td> <td>85.64</td> <td>-----</td> <td>-----</td> <td>69.25</td> <td>32.10</td> <td>8.99</td> <td>30.70</td> <td>6.00</td> <td>300</td> <td>333</td> <td>AVERAGE</td> </tr> </tbody> </table>	Limit	Read	Ant	Cable	Preamp	Aux	APos	TPos	Remark	Freq	Level	Line	Margin	Level	Factor	Loss	Factor	Factor	MHz	dBuV/m	dBuV/m	dB	dBuV	dB/m	dB	dB	dB	1	2472.00	85.64	-----	-----	69.25	32.10	8.99	30.70	6.00	300	333	AVERAGE
Limit	Read	Ant	Cable	Preamp	Aux	APos	TPos	Remark																																																																										
Freq	Level	Line	Margin	Level	Factor	Loss	Factor	Factor																																																																										
MHz	dBuV/m	dBuV/m	dB	dBuV	dB/m	dB	dB	dB																																																																										
1	2499.25	46.58	54.00	-7.42	29.93	32.15	9.10	30.60	6.00	300	333	AVERAGE																																																																						
Limit	Read	Ant	Cable	Preamp	Aux	APos	TPos	Remark																																																																										
Freq	Level	Line	Margin	Level	Factor	Loss	Factor	Factor																																																																										
MHz	dBuV/m	dBuV/m	dB	dBuV	dB/m	dB	dB	dB																																																																										
1	2472.00	85.64	-----	-----	69.25	32.10	8.99	30.70	6.00	300	333	AVERAGE																																																																						

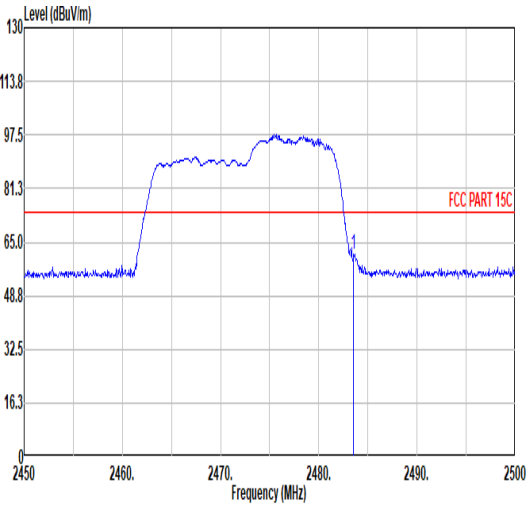
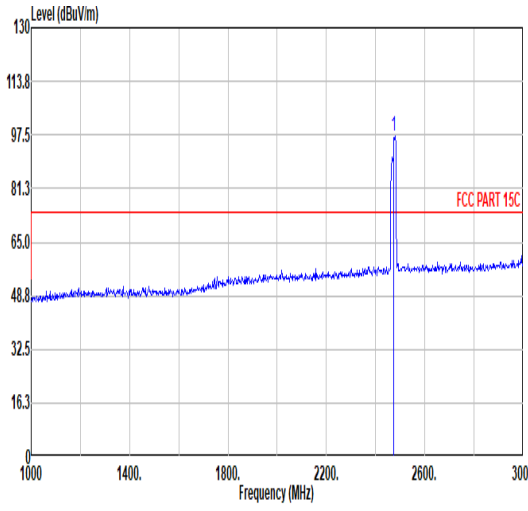
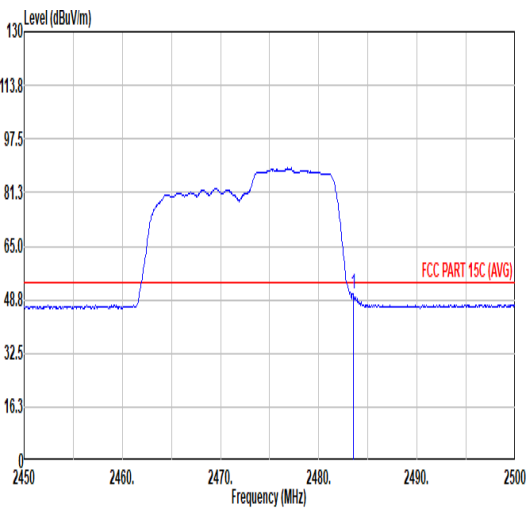
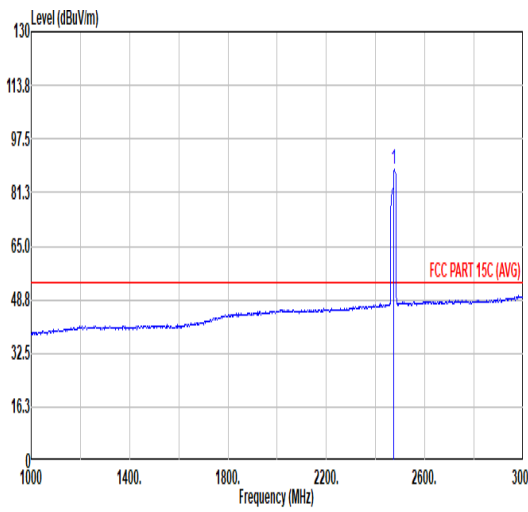


Mode	67																																																																																			
	Band Edge																																																																																			
	2400-2483.5_802.11ax HE20_CH13_RU52/40_2472MHz																																																																																			
ANT	1																																																																																			
Pol.	Horizontal	Fundamental																																																																																		
Peak	<table border="1"> <thead> <tr> <th>Limit</th> <th>Read</th> <th>Ant</th> <th>Cable</th> <th>Preamp</th> <th>Aux</th> <th>APos</th> <th>TPos</th> <th>Remark</th> </tr> <tr> <th>Freq</th> <th>Level</th> <th>Line Margin</th> <th>Level Factor</th> <th>Loss Factor</th> <th>Factor</th> <th></th> <th></th> <th></th> </tr> <tr> <th>MHz</th> <th>dBuV/m</th> <th>dBuV/m</th> <th>dB</th> <th>dBuV</th> <th>dB/m</th> <th>dB</th> <th>dB</th> <th>cm</th> <th>deg</th> </tr> </thead> <tbody> <tr> <td>1</td> <td>2483.50</td> <td>62.73</td> <td>74.00</td> <td>-11.27</td> <td>46.20</td> <td>32.13</td> <td>9.05</td> <td>30.65</td> <td>6.00</td> <td>121</td> <td>113</td> <td>PEAK</td> </tr> </tbody> </table>	Limit	Read	Ant	Cable	Preamp	Aux	APos	TPos	Remark	Freq	Level	Line Margin	Level Factor	Loss Factor	Factor				MHz	dBuV/m	dBuV/m	dB	dBuV	dB/m	dB	dB	cm	deg	1	2483.50	62.73	74.00	-11.27	46.20	32.13	9.05	30.65	6.00	121	113	PEAK	<table border="1"> <thead> <tr> <th>Limit</th> <th>Read</th> <th>Ant</th> <th>Cable</th> <th>Preamp</th> <th>Aux</th> <th>APos</th> <th>TPos</th> <th>Remark</th> </tr> <tr> <th>Freq</th> <th>Level</th> <th>Line Margin</th> <th>Level Factor</th> <th>Loss Factor</th> <th>Factor</th> <th></th> <th></th> <th></th> </tr> <tr> <th>MHz</th> <th>dBuV/m</th> <th>dBuV/m</th> <th>dB</th> <th>dBuV</th> <th>dB/m</th> <th>dB</th> <th>dB</th> <th>cm</th> <th>deg</th> </tr> </thead> <tbody> <tr> <td>1</td> <td>2472.00</td> <td>95.33</td> <td>-----</td> <td>-----</td> <td>78.84</td> <td>32.12</td> <td>9.03</td> <td>30.66</td> <td>6.00</td> <td>121</td> <td>113</td> <td>PEAK</td> </tr> </tbody> </table>	Limit	Read	Ant	Cable	Preamp	Aux	APos	TPos	Remark	Freq	Level	Line Margin	Level Factor	Loss Factor	Factor				MHz	dBuV/m	dBuV/m	dB	dBuV	dB/m	dB	dB	cm	deg	1	2472.00	95.33	-----	-----	78.84	32.12	9.03	30.66	6.00	121	113	PEAK
	Limit	Read	Ant	Cable	Preamp	Aux	APos	TPos	Remark																																																																											
Freq	Level	Line Margin	Level Factor	Loss Factor	Factor																																																																															
MHz	dBuV/m	dBuV/m	dB	dBuV	dB/m	dB	dB	cm	deg																																																																											
1	2483.50	62.73	74.00	-11.27	46.20	32.13	9.05	30.65	6.00	121	113	PEAK																																																																								
Limit	Read	Ant	Cable	Preamp	Aux	APos	TPos	Remark																																																																												
Freq	Level	Line Margin	Level Factor	Loss Factor	Factor																																																																															
MHz	dBuV/m	dBuV/m	dB	dBuV	dB/m	dB	dB	cm	deg																																																																											
1	2472.00	95.33	-----	-----	78.84	32.12	9.03	30.66	6.00	121	113	PEAK																																																																								
Avg	<table border="1"> <thead> <tr> <th>Limit</th> <th>Read</th> <th>Ant</th> <th>Cable</th> <th>Preamp</th> <th>Aux</th> <th>APos</th> <th>TPos</th> <th>Remark</th> </tr> <tr> <th>Freq</th> <th>Level</th> <th>Line Margin</th> <th>Level Factor</th> <th>Loss Factor</th> <th>Factor</th> <th></th> <th></th> <th></th> </tr> <tr> <th>MHz</th> <th>dBuV/m</th> <th>dBuV/m</th> <th>dB</th> <th>dBuV</th> <th>dB/m</th> <th>dB</th> <th>dB</th> <th>cm</th> <th>deg</th> </tr> </thead> <tbody> <tr> <td>1</td> <td>2483.65</td> <td>49.40</td> <td>54.00</td> <td>-4.60</td> <td>32.87</td> <td>32.13</td> <td>9.05</td> <td>30.65</td> <td>6.00</td> <td>121</td> <td>113</td> <td>AVERAGE</td> </tr> </tbody> </table>	Limit	Read	Ant	Cable	Preamp	Aux	APos	TPos	Remark	Freq	Level	Line Margin	Level Factor	Loss Factor	Factor				MHz	dBuV/m	dBuV/m	dB	dBuV	dB/m	dB	dB	cm	deg	1	2483.65	49.40	54.00	-4.60	32.87	32.13	9.05	30.65	6.00	121	113	AVERAGE	<table border="1"> <thead> <tr> <th>Limit</th> <th>Read</th> <th>Ant</th> <th>Cable</th> <th>Preamp</th> <th>Aux</th> <th>APos</th> <th>TPos</th> <th>Remark</th> </tr> <tr> <th>Freq</th> <th>Level</th> <th>Line Margin</th> <th>Level Factor</th> <th>Loss Factor</th> <th>Factor</th> <th></th> <th></th> <th></th> </tr> <tr> <th>MHz</th> <th>dBuV/m</th> <th>dBuV/m</th> <th>dB</th> <th>dBuV</th> <th>dB/m</th> <th>dB</th> <th>dB</th> <th>cm</th> <th>deg</th> </tr> </thead> <tbody> <tr> <td>1</td> <td>2472.00</td> <td>86.02</td> <td>-----</td> <td>-----</td> <td>69.52</td> <td>32.12</td> <td>9.04</td> <td>30.66</td> <td>6.00</td> <td>121</td> <td>113</td> <td>AVERAGE</td> </tr> </tbody> </table>	Limit	Read	Ant	Cable	Preamp	Aux	APos	TPos	Remark	Freq	Level	Line Margin	Level Factor	Loss Factor	Factor				MHz	dBuV/m	dBuV/m	dB	dBuV	dB/m	dB	dB	cm	deg	1	2472.00	86.02	-----	-----	69.52	32.12	9.04	30.66	6.00	121	113	AVERAGE
Limit	Read	Ant	Cable	Preamp	Aux	APos	TPos	Remark																																																																												
Freq	Level	Line Margin	Level Factor	Loss Factor	Factor																																																																															
MHz	dBuV/m	dBuV/m	dB	dBuV	dB/m	dB	dB	cm	deg																																																																											
1	2483.65	49.40	54.00	-4.60	32.87	32.13	9.05	30.65	6.00	121	113	AVERAGE																																																																								
Limit	Read	Ant	Cable	Preamp	Aux	APos	TPos	Remark																																																																												
Freq	Level	Line Margin	Level Factor	Loss Factor	Factor																																																																															
MHz	dBuV/m	dBuV/m	dB	dBuV	dB/m	dB	dB	cm	deg																																																																											
1	2472.00	86.02	-----	-----	69.52	32.12	9.04	30.66	6.00	121	113	AVERAGE																																																																								

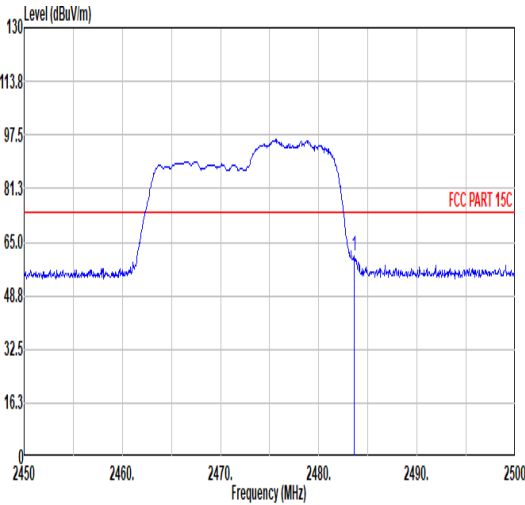
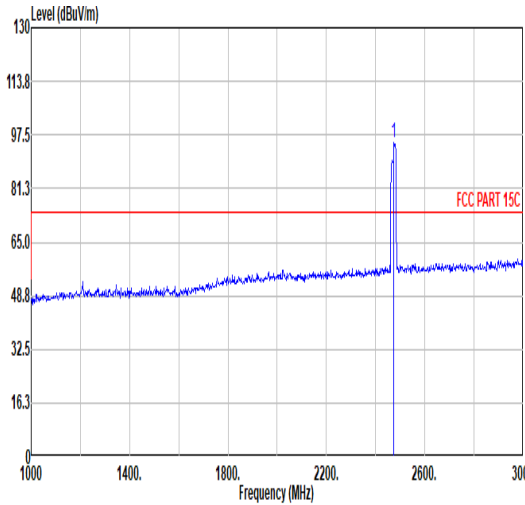
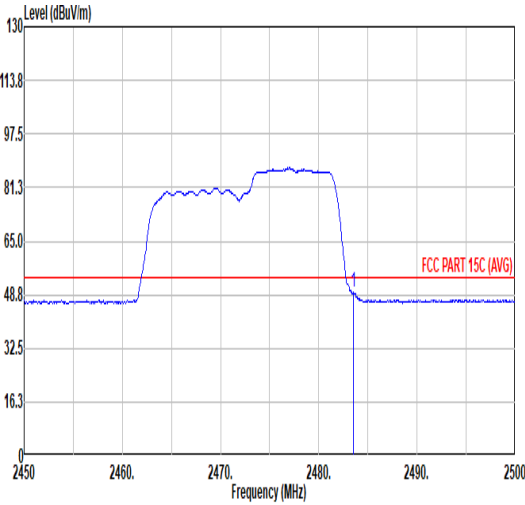
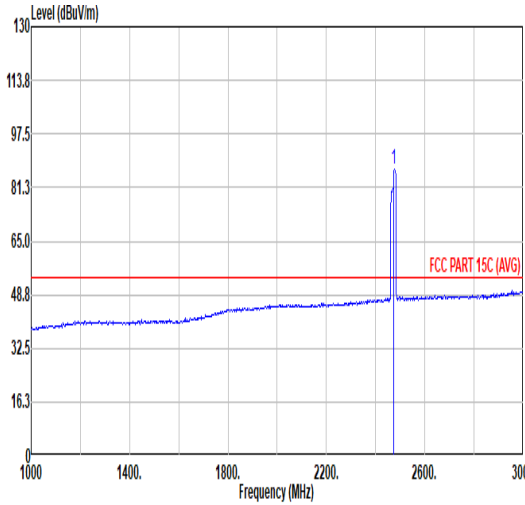


		67																																																																								
Mode	Band Edge																																																																									
	2400-2483.5_802.11ax HE20_CH13_RU52/40_2472MHz																																																																									
ANT	1																																																																									
Pol.	Vertical	Fundamental																																																																								
Peak	 <p>Level (dBuV/m) vs Frequency (MHz) for Vertical polarization. The plot shows a signal between 2460 and 2480 MHz, peaking at approximately 95 dBuV/m. A red horizontal line indicates the FCC PART 15C limit at 74.00 dBuV/m.</p> <table border="1"> <thead> <tr> <th>Limit</th> <th>Read</th> <th>Ant</th> <th>Cable</th> <th>Preamp</th> <th>Aux</th> <th>APos</th> <th>TPos</th> </tr> <tr> <th>Freq Level Line Margin Level Factor Loss Factor Factor</th> <th></th> <th></th> <th></th> <th></th> <th></th> <th></th> <th>Remark</th> </tr> <tr> <th>MHz dBuV/m dBuV/m dB dBuV dB/m dB dB dB cm deg</th> <th></th> <th></th> <th></th> <th></th> <th></th> <th></th> <th></th> </tr> </thead> <tbody> <tr> <td>1</td> <td>2483.85</td> <td>61.23</td> <td>74.00</td> <td>-12.77</td> <td>44.70</td> <td>32.13</td> <td>9.05</td> <td>30.65</td> <td>6.00</td> <td>359</td> <td>352</td> <td>PEAK</td> </tr> </tbody> </table>	Limit	Read	Ant	Cable	Preamp	Aux	APos	TPos	Freq Level Line Margin Level Factor Loss Factor Factor							Remark	MHz dBuV/m dBuV/m dB dBuV dB/m dB dB dB cm deg								1	2483.85	61.23	74.00	-12.77	44.70	32.13	9.05	30.65	6.00	359	352	PEAK	 <p>Level (dBuV/m) vs Frequency (MHz) for Fundamental polarization. The plot shows a sharp peak at 2472 MHz with a level of 95.33 dBuV/m. A red horizontal line indicates the FCC PART 15C limit at 78.84 dBuV/m.</p> <table border="1"> <thead> <tr> <th>Limit</th> <th>Read</th> <th>Ant</th> <th>Cable</th> <th>Preamp</th> <th>Aux</th> <th>APos</th> <th>TPos</th> </tr> <tr> <th>Freq Level Line Margin Level Factor Loss Factor Factor</th> <th></th> <th></th> <th></th> <th></th> <th></th> <th></th> <th>Remark</th> </tr> <tr> <th>MHz dBuV/m dBuV/m dB dBuV dB/m dB dB dB cm deg</th> <th></th> <th></th> <th></th> <th></th> <th></th> <th></th> <th></th> </tr> </thead> <tbody> <tr> <td>1</td> <td>2472.00</td> <td>95.33</td> <td>78.84</td> <td>32.12</td> <td>9.03</td> <td>30.66</td> <td>6.00</td> <td>359</td> <td>352</td> <td>PEAK</td> </tr> </tbody> </table>	Limit	Read	Ant	Cable	Preamp	Aux	APos	TPos	Freq Level Line Margin Level Factor Loss Factor Factor							Remark	MHz dBuV/m dBuV/m dB dBuV dB/m dB dB dB cm deg								1	2472.00	95.33	78.84	32.12	9.03	30.66	6.00	359	352	PEAK
	Limit	Read	Ant	Cable	Preamp	Aux	APos	TPos																																																																		
Freq Level Line Margin Level Factor Loss Factor Factor							Remark																																																																			
MHz dBuV/m dBuV/m dB dBuV dB/m dB dB dB cm deg																																																																										
1	2483.85	61.23	74.00	-12.77	44.70	32.13	9.05	30.65	6.00	359	352	PEAK																																																														
Limit	Read	Ant	Cable	Preamp	Aux	APos	TPos																																																																			
Freq Level Line Margin Level Factor Loss Factor Factor							Remark																																																																			
MHz dBuV/m dBuV/m dB dBuV dB/m dB dB dB cm deg																																																																										
1	2472.00	95.33	78.84	32.12	9.03	30.66	6.00	359	352	PEAK																																																																
Avg	 <p>Level (dBuV/m) vs Frequency (MHz) for Average Vertical polarization. The plot shows a signal between 2460 and 2480 MHz, peaking at approximately 84 dBuV/m. A red horizontal line indicates the FCC PART 15C (AVG) limit at 54.00 dBuV/m.</p> <table border="1"> <thead> <tr> <th>Limit</th> <th>Read</th> <th>Ant</th> <th>Cable</th> <th>Preamp</th> <th>Aux</th> <th>APos</th> <th>TPos</th> </tr> <tr> <th>Freq Level Line Margin Level Factor Loss Factor Factor</th> <th></th> <th></th> <th></th> <th></th> <th></th> <th></th> <th>Remark</th> </tr> <tr> <th>MHz dBuV/m dBuV/m dB dBuV dB/m dB dB dB cm deg</th> <th></th> <th></th> <th></th> <th></th> <th></th> <th></th> <th></th> </tr> </thead> <tbody> <tr> <td>1</td> <td>2483.70</td> <td>49.14</td> <td>54.00</td> <td>-4.86</td> <td>32.61</td> <td>32.13</td> <td>9.05</td> <td>30.65</td> <td>6.00</td> <td>359</td> <td>352</td> <td>AVERAGE</td> </tr> </tbody> </table>	Limit	Read	Ant	Cable	Preamp	Aux	APos	TPos	Freq Level Line Margin Level Factor Loss Factor Factor							Remark	MHz dBuV/m dBuV/m dB dBuV dB/m dB dB dB cm deg								1	2483.70	49.14	54.00	-4.86	32.61	32.13	9.05	30.65	6.00	359	352	AVERAGE	 <p>Level (dBuV/m) vs Frequency (MHz) for Average Fundamental polarization. The plot shows a sharp peak at 2472 MHz with an average level of 84.83 dBuV/m. A red horizontal line indicates the FCC PART 15C (AVG) limit at 68.33 dBuV/m.</p> <table border="1"> <thead> <tr> <th>Limit</th> <th>Read</th> <th>Ant</th> <th>Cable</th> <th>Preamp</th> <th>Aux</th> <th>APos</th> <th>TPos</th> </tr> <tr> <th>Freq Level Line Margin Level Factor Loss Factor Factor</th> <th></th> <th></th> <th></th> <th></th> <th></th> <th></th> <th>Remark</th> </tr> <tr> <th>MHz dBuV/m dBuV/m dB dBuV dB/m dB dB dB cm deg</th> <th></th> <th></th> <th></th> <th></th> <th></th> <th></th> <th></th> </tr> </thead> <tbody> <tr> <td>1</td> <td>2472.00</td> <td>84.83</td> <td>68.33</td> <td>32.12</td> <td>9.04</td> <td>30.66</td> <td>6.00</td> <td>359</td> <td>352</td> <td>AVERAGE</td> </tr> </tbody> </table>	Limit	Read	Ant	Cable	Preamp	Aux	APos	TPos	Freq Level Line Margin Level Factor Loss Factor Factor							Remark	MHz dBuV/m dBuV/m dB dBuV dB/m dB dB dB cm deg								1	2472.00	84.83	68.33	32.12	9.04	30.66	6.00	359	352	AVERAGE
Limit	Read	Ant	Cable	Preamp	Aux	APos	TPos																																																																			
Freq Level Line Margin Level Factor Loss Factor Factor							Remark																																																																			
MHz dBuV/m dBuV/m dB dBuV dB/m dB dB dB cm deg																																																																										
1	2483.70	49.14	54.00	-4.86	32.61	32.13	9.05	30.65	6.00	359	352	AVERAGE																																																														
Limit	Read	Ant	Cable	Preamp	Aux	APos	TPos																																																																			
Freq Level Line Margin Level Factor Loss Factor Factor							Remark																																																																			
MHz dBuV/m dBuV/m dB dBuV dB/m dB dB dB cm deg																																																																										
1	2472.00	84.83	68.33	32.12	9.04	30.66	6.00	359	352	AVERAGE																																																																

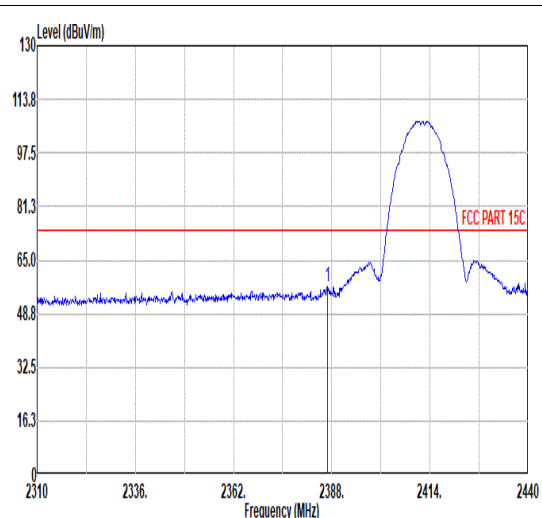
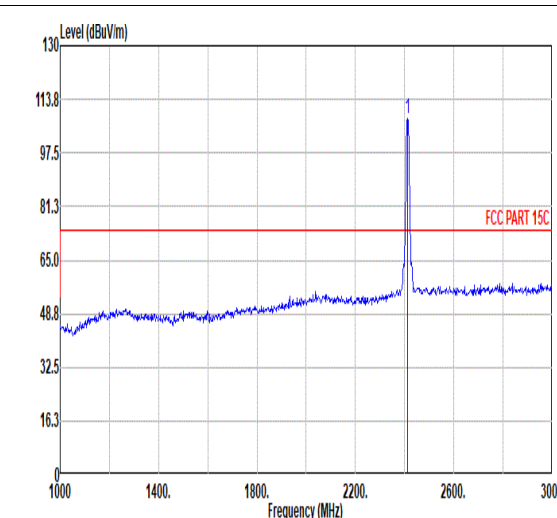
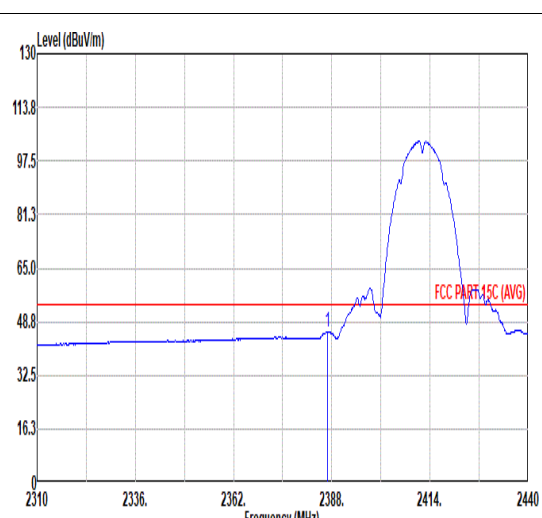
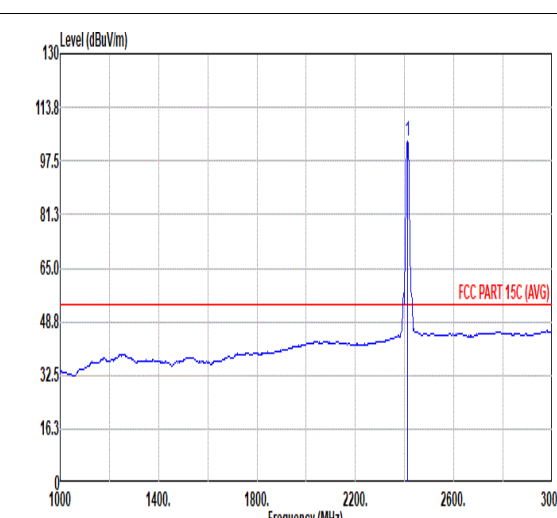


Mode	68																																																																																															
	Band Edge																																																																																															
	2400-2483.5_802.11ax HE20_CH13_RU106/54_2472MHz																																																																																															
ANT	1																																																																																															
Pol.	Horizontal	Fundamental																																																																																														
Peak	 <table border="1"> <thead> <tr> <th>Limit</th> <th>Read</th> <th>Ant</th> <th>Cable</th> <th>Preamp</th> <th>Aux</th> <th>APos</th> <th>TPos</th> </tr> <tr> <th>Freq</th> <th>Level</th> <th>Line</th> <th>Margin</th> <th>Level</th> <th>Factor</th> <th>Loss</th> <th>Factor</th> <th>Factor</th> <th>Factor</th> <th>cm</th> <th>deg</th> <th>Remark</th> </tr> <tr> <th>MHz</th> <th>dBuV/m</th> <th>dBuV/m</th> <th>dB</th> <th>dBuV</th> <th>dB/m</th> <th>dB</th> <th>dB</th> <th>dB</th> <th>dB</th> <th></th> <th></th> <th></th> </tr> </thead> <tbody> <tr> <td>1</td> <td>2483.55</td> <td>61.22</td> <td>74.00</td> <td>-12.78</td> <td>44.69</td> <td>32.13</td> <td>9.05</td> <td>30.65</td> <td>6.00</td> <td>120</td> <td>116</td> <td>PEAK</td> </tr> </tbody> </table>	Limit	Read	Ant	Cable	Preamp	Aux	APos	TPos	Freq	Level	Line	Margin	Level	Factor	Loss	Factor	Factor	Factor	cm	deg	Remark	MHz	dBuV/m	dBuV/m	dB	dBuV	dB/m	dB	dB	dB	dB				1	2483.55	61.22	74.00	-12.78	44.69	32.13	9.05	30.65	6.00	120	116	PEAK	 <table border="1"> <thead> <tr> <th>Limit</th> <th>Read</th> <th>Ant</th> <th>Cable</th> <th>Preamp</th> <th>Aux</th> <th>APos</th> <th>TPos</th> </tr> <tr> <th>Freq</th> <th>Level</th> <th>Line</th> <th>Margin</th> <th>Level</th> <th>Factor</th> <th>Loss</th> <th>Factor</th> <th>Factor</th> <th>Factor</th> <th>cm</th> <th>deg</th> <th>Remark</th> </tr> <tr> <th>MHz</th> <th>dBuV/m</th> <th>dBuV/m</th> <th>dB</th> <th>dBuV</th> <th>dB/m</th> <th>dB</th> <th>dB</th> <th>dB</th> <th>dB</th> <th></th> <th></th> <th></th> </tr> </thead> <tbody> <tr> <td>1</td> <td>2472.00</td> <td>97.01</td> <td>-----</td> <td>-----</td> <td>80.51</td> <td>32.12</td> <td>9.04</td> <td>30.66</td> <td>6.00</td> <td>120</td> <td>116</td> <td>PEAK</td> </tr> </tbody> </table>	Limit	Read	Ant	Cable	Preamp	Aux	APos	TPos	Freq	Level	Line	Margin	Level	Factor	Loss	Factor	Factor	Factor	cm	deg	Remark	MHz	dBuV/m	dBuV/m	dB	dBuV	dB/m	dB	dB	dB	dB				1	2472.00	97.01	-----	-----	80.51	32.12	9.04	30.66	6.00	120	116	PEAK
	Limit	Read	Ant	Cable	Preamp	Aux	APos	TPos																																																																																								
Freq	Level	Line	Margin	Level	Factor	Loss	Factor	Factor	Factor	cm	deg	Remark																																																																																				
MHz	dBuV/m	dBuV/m	dB	dBuV	dB/m	dB	dB	dB	dB																																																																																							
1	2483.55	61.22	74.00	-12.78	44.69	32.13	9.05	30.65	6.00	120	116	PEAK																																																																																				
Limit	Read	Ant	Cable	Preamp	Aux	APos	TPos																																																																																									
Freq	Level	Line	Margin	Level	Factor	Loss	Factor	Factor	Factor	cm	deg	Remark																																																																																				
MHz	dBuV/m	dBuV/m	dB	dBuV	dB/m	dB	dB	dB	dB																																																																																							
1	2472.00	97.01	-----	-----	80.51	32.12	9.04	30.66	6.00	120	116	PEAK																																																																																				
Avg	 <table border="1"> <thead> <tr> <th>Limit</th> <th>Read</th> <th>Ant</th> <th>Cable</th> <th>Preamp</th> <th>Aux</th> <th>APos</th> <th>TPos</th> </tr> <tr> <th>Freq</th> <th>Level</th> <th>Line</th> <th>Margin</th> <th>Level</th> <th>Factor</th> <th>Loss</th> <th>Factor</th> <th>Factor</th> <th>Factor</th> <th>cm</th> <th>deg</th> <th>Remark</th> </tr> <tr> <th>MHz</th> <th>dBuV/m</th> <th>dBuV/m</th> <th>dB</th> <th>dBuV</th> <th>dB/m</th> <th>dB</th> <th>dB</th> <th>dB</th> <th>dB</th> <th></th> <th></th> <th></th> </tr> </thead> <tbody> <tr> <td>1</td> <td>2483.55</td> <td>50.65</td> <td>54.00</td> <td>-3.35</td> <td>34.12</td> <td>32.13</td> <td>9.05</td> <td>30.65</td> <td>6.00</td> <td>120</td> <td>116</td> <td>AVERAGE</td> </tr> </tbody> </table>	Limit	Read	Ant	Cable	Preamp	Aux	APos	TPos	Freq	Level	Line	Margin	Level	Factor	Loss	Factor	Factor	Factor	cm	deg	Remark	MHz	dBuV/m	dBuV/m	dB	dBuV	dB/m	dB	dB	dB	dB				1	2483.55	50.65	54.00	-3.35	34.12	32.13	9.05	30.65	6.00	120	116	AVERAGE	 <table border="1"> <thead> <tr> <th>Limit</th> <th>Read</th> <th>Ant</th> <th>Cable</th> <th>Preamp</th> <th>Aux</th> <th>APos</th> <th>TPos</th> </tr> <tr> <th>Freq</th> <th>Level</th> <th>Line</th> <th>Margin</th> <th>Level</th> <th>Factor</th> <th>Loss</th> <th>Factor</th> <th>Factor</th> <th>Factor</th> <th>cm</th> <th>deg</th> <th>Remark</th> </tr> <tr> <th>MHz</th> <th>dBuV/m</th> <th>dBuV/m</th> <th>dB</th> <th>dBuV</th> <th>dB/m</th> <th>dB</th> <th>dB</th> <th>dB</th> <th>dB</th> <th></th> <th></th> <th></th> </tr> </thead> <tbody> <tr> <td>1</td> <td>2472.00</td> <td>88.16</td> <td>-----</td> <td>-----</td> <td>71.69</td> <td>32.11</td> <td>9.03</td> <td>30.67</td> <td>6.00</td> <td>120</td> <td>116</td> <td>AVERAGE</td> </tr> </tbody> </table>	Limit	Read	Ant	Cable	Preamp	Aux	APos	TPos	Freq	Level	Line	Margin	Level	Factor	Loss	Factor	Factor	Factor	cm	deg	Remark	MHz	dBuV/m	dBuV/m	dB	dBuV	dB/m	dB	dB	dB	dB				1	2472.00	88.16	-----	-----	71.69	32.11	9.03	30.67	6.00	120	116	AVERAGE
Limit	Read	Ant	Cable	Preamp	Aux	APos	TPos																																																																																									
Freq	Level	Line	Margin	Level	Factor	Loss	Factor	Factor	Factor	cm	deg	Remark																																																																																				
MHz	dBuV/m	dBuV/m	dB	dBuV	dB/m	dB	dB	dB	dB																																																																																							
1	2483.55	50.65	54.00	-3.35	34.12	32.13	9.05	30.65	6.00	120	116	AVERAGE																																																																																				
Limit	Read	Ant	Cable	Preamp	Aux	APos	TPos																																																																																									
Freq	Level	Line	Margin	Level	Factor	Loss	Factor	Factor	Factor	cm	deg	Remark																																																																																				
MHz	dBuV/m	dBuV/m	dB	dBuV	dB/m	dB	dB	dB	dB																																																																																							
1	2472.00	88.16	-----	-----	71.69	32.11	9.03	30.67	6.00	120	116	AVERAGE																																																																																				



		68																																																																										
Mode	Band Edge																																																																											
	2400-2483.5_802.11ax HE20_CH13_RU106/54_2472MHZ																																																																											
ANT	1																																																																											
Pol.	Vertical	Fundamental																																																																										
Peak	 <p>Level (dBuV/m) vs Frequency (MHz) for Vertical polarization. The plot shows a signal between 2460 and 2480 MHz, peaking at approximately 95 dBuV/m. A red horizontal line indicates the FCC PART 15C limit at 74 dBuV/m.</p> <table border="1"> <thead> <tr> <th>Limit</th> <th>Read</th> <th>Ant</th> <th>Cable</th> <th>Preamp</th> <th>Aux</th> <th>APos</th> <th>TPos</th> </tr> <tr> <th>Freq Level Line Margin Level Factor Loss Factor Factor</th> <th></th> <th></th> <th></th> <th></th> <th></th> <th></th> <th>Remark</th> </tr> <tr> <th>MHz dBuV/m dBuV/m dB dBuV dB/m dB dB dB cm deg</th> <th></th> <th></th> <th></th> <th></th> <th></th> <th></th> <th></th> </tr> </thead> <tbody> <tr> <td>1</td> <td>2483.60</td> <td>60.61</td> <td>74.00</td> <td>-13.39</td> <td>44.08</td> <td>32.13</td> <td>9.05</td> <td>30.65</td> <td>6.00</td> <td>359</td> <td>352</td> <td>PEAK</td> </tr> </tbody> </table>	Limit	Read	Ant	Cable	Preamp	Aux	APos	TPos	Freq Level Line Margin Level Factor Loss Factor Factor							Remark	MHz dBuV/m dBuV/m dB dBuV dB/m dB dB dB cm deg								1	2483.60	60.61	74.00	-13.39	44.08	32.13	9.05	30.65	6.00	359	352	PEAK	 <p>Level (dBuV/m) vs Frequency (MHz) for Fundamental polarization. The plot shows a sharp peak at 2472 MHz with a level of 95.07 dBuV/m. A red horizontal line indicates the FCC PART 15C limit at 74 dBuV/m.</p> <table border="1"> <thead> <tr> <th>Limit</th> <th>Read</th> <th>Ant</th> <th>Cable</th> <th>Preamp</th> <th>Aux</th> <th>APos</th> <th>TPos</th> </tr> <tr> <th>Freq Level Line Margin Level Factor Loss Factor Factor</th> <th></th> <th></th> <th></th> <th></th> <th></th> <th></th> <th>Remark</th> </tr> <tr> <th>MHz dBuV/m dBuV/m dB dBuV dB/m dB dB dB cm deg</th> <th></th> <th></th> <th></th> <th></th> <th></th> <th></th> <th></th> </tr> </thead> <tbody> <tr> <td>1</td> <td>2472.00</td> <td>95.07</td> <td>-----</td> <td>-----</td> <td>78.61</td> <td>32.11</td> <td>9.02</td> <td>30.67</td> <td>6.00</td> <td>359</td> <td>352</td> <td>PEAK</td> </tr> </tbody> </table>	Limit	Read	Ant	Cable	Preamp	Aux	APos	TPos	Freq Level Line Margin Level Factor Loss Factor Factor							Remark	MHz dBuV/m dBuV/m dB dBuV dB/m dB dB dB cm deg								1	2472.00	95.07	-----	-----	78.61	32.11	9.02	30.67	6.00	359	352	PEAK
	Limit	Read	Ant	Cable	Preamp	Aux	APos	TPos																																																																				
Freq Level Line Margin Level Factor Loss Factor Factor							Remark																																																																					
MHz dBuV/m dBuV/m dB dBuV dB/m dB dB dB cm deg																																																																												
1	2483.60	60.61	74.00	-13.39	44.08	32.13	9.05	30.65	6.00	359	352	PEAK																																																																
Limit	Read	Ant	Cable	Preamp	Aux	APos	TPos																																																																					
Freq Level Line Margin Level Factor Loss Factor Factor							Remark																																																																					
MHz dBuV/m dBuV/m dB dBuV dB/m dB dB dB cm deg																																																																												
1	2472.00	95.07	-----	-----	78.61	32.11	9.02	30.67	6.00	359	352	PEAK																																																																
Avg	 <p>Level (dBuV/m) vs Frequency (MHz) for Average Vertical polarization. The plot shows the average signal between 2460 and 2480 MHz, peaking at approximately 86 dBuV/m. A red horizontal line indicates the FCC PART 15C (AVG) limit at 74 dBuV/m.</p> <table border="1"> <thead> <tr> <th>Limit</th> <th>Read</th> <th>Ant</th> <th>Cable</th> <th>Preamp</th> <th>Aux</th> <th>APos</th> <th>TPos</th> </tr> <tr> <th>Freq Level Line Margin Level Factor Loss Factor Factor</th> <th></th> <th></th> <th></th> <th></th> <th></th> <th></th> <th>Remark</th> </tr> <tr> <th>MHz dBuV/m dBuV/m dB dBuV dB/m dB dB dB cm deg</th> <th></th> <th></th> <th></th> <th></th> <th></th> <th></th> <th></th> </tr> </thead> <tbody> <tr> <td>1</td> <td>2483.55</td> <td>49.61</td> <td>54.00</td> <td>-4.39</td> <td>33.08</td> <td>32.13</td> <td>9.05</td> <td>30.65</td> <td>6.00</td> <td>359</td> <td>352</td> <td>AVERAGE</td> </tr> </tbody> </table>	Limit	Read	Ant	Cable	Preamp	Aux	APos	TPos	Freq Level Line Margin Level Factor Loss Factor Factor							Remark	MHz dBuV/m dBuV/m dB dBuV dB/m dB dB dB cm deg								1	2483.55	49.61	54.00	-4.39	33.08	32.13	9.05	30.65	6.00	359	352	AVERAGE	 <p>Level (dBuV/m) vs Frequency (MHz) for Average Fundamental polarization. The plot shows the average signal with a peak at 2472 MHz and a level of 86.97 dBuV/m. A red horizontal line indicates the FCC PART 15C (AVG) limit at 74 dBuV/m.</p> <table border="1"> <thead> <tr> <th>Limit</th> <th>Read</th> <th>Ant</th> <th>Cable</th> <th>Preamp</th> <th>Aux</th> <th>APos</th> <th>TPos</th> </tr> <tr> <th>Freq Level Line Margin Level Factor Loss Factor Factor</th> <th></th> <th></th> <th></th> <th></th> <th></th> <th></th> <th>Remark</th> </tr> <tr> <th>MHz dBuV/m dBuV/m dB dBuV dB/m dB dB dB cm deg</th> <th></th> <th></th> <th></th> <th></th> <th></th> <th></th> <th></th> </tr> </thead> <tbody> <tr> <td>1</td> <td>2472.00</td> <td>86.97</td> <td>-----</td> <td>-----</td> <td>70.48</td> <td>32.12</td> <td>9.03</td> <td>30.66</td> <td>6.00</td> <td>359</td> <td>352</td> <td>AVERAGE</td> </tr> </tbody> </table>	Limit	Read	Ant	Cable	Preamp	Aux	APos	TPos	Freq Level Line Margin Level Factor Loss Factor Factor							Remark	MHz dBuV/m dBuV/m dB dBuV dB/m dB dB dB cm deg								1	2472.00	86.97	-----	-----	70.48	32.12	9.03	30.66	6.00	359	352	AVERAGE
Limit	Read	Ant	Cable	Preamp	Aux	APos	TPos																																																																					
Freq Level Line Margin Level Factor Loss Factor Factor							Remark																																																																					
MHz dBuV/m dBuV/m dB dBuV dB/m dB dB dB cm deg																																																																												
1	2483.55	49.61	54.00	-4.39	33.08	32.13	9.05	30.65	6.00	359	352	AVERAGE																																																																
Limit	Read	Ant	Cable	Preamp	Aux	APos	TPos																																																																					
Freq Level Line Margin Level Factor Loss Factor Factor							Remark																																																																					
MHz dBuV/m dBuV/m dB dBuV dB/m dB dB dB cm deg																																																																												
1	2472.00	86.97	-----	-----	70.48	32.12	9.03	30.66	6.00	359	352	AVERAGE																																																																



		69																																																																																		
Mode		Band Edge																																																																																		
		2400-2483.5_802.11b_CH01_2412MHz																																																																																		
ANT		2																																																																																		
Pol.		Horizontal	Fundamental																																																																																	
Peak	 <p>Level (dBuV/m)</p> <p>130</p> <p>113.8</p> <p>97.5</p> <p>81.3</p> <p>65.0</p> <p>48.8</p> <p>32.5</p> <p>16.3</p> <p>0</p> <p>2310 2336 2362 2388 2414 2440</p> <p>Frequency (MHz)</p> <table border="1"> <thead> <tr> <th>Limit</th> <th>Over</th> <th>Read</th> <th>Ant</th> <th>Cable</th> <th>Preamp</th> <th>Aux</th> <th>APos</th> <th>TPos</th> </tr> <tr> <th>Freq</th> <th>Level</th> <th>Line</th> <th>Level</th> <th>Factor</th> <th>Loss</th> <th>Factor</th> <th>Factor</th> <th>Remark</th> </tr> <tr> <th>MHz</th> <th>dBuV/m</th> <th>dBuV/m</th> <th>dB</th> <th>dBuV</th> <th>dB/m</th> <th>dB</th> <th>dB</th> <th>cm</th> <th>deg</th> </tr> </thead> <tbody> <tr> <td>1</td> <td>2386.83</td> <td>57.00</td> <td>74.00</td> <td>-17.00</td> <td>40.72</td> <td>32.37</td> <td>8.86</td> <td>30.95</td> <td>6.00</td> <td>133</td> <td>34</td> <td>PEAK</td> </tr> </tbody> </table>	Limit	Over	Read	Ant	Cable	Preamp	Aux	APos	TPos	Freq	Level	Line	Level	Factor	Loss	Factor	Factor	Remark	MHz	dBuV/m	dBuV/m	dB	dBuV	dB/m	dB	dB	cm	deg	1	2386.83	57.00	74.00	-17.00	40.72	32.37	8.86	30.95	6.00	133	34	PEAK	 <p>Level (dBuV/m)</p> <p>130</p> <p>113.8</p> <p>97.5</p> <p>81.3</p> <p>65.0</p> <p>48.8</p> <p>32.5</p> <p>16.3</p> <p>0</p> <p>1000 1400 1800 2200 2600 3000</p> <p>Frequency (MHz)</p> <table border="1"> <thead> <tr> <th>Limit</th> <th>Over</th> <th>Read</th> <th>Ant</th> <th>Cable</th> <th>Preamp</th> <th>Aux</th> <th>APos</th> <th>TPos</th> </tr> <tr> <th>Freq</th> <th>Level</th> <th>Line</th> <th>Level</th> <th>Factor</th> <th>Loss</th> <th>Factor</th> <th>Factor</th> <th>Remark</th> </tr> <tr> <th>MHz</th> <th>dBuV/m</th> <th>dBuV/m</th> <th>dB</th> <th>dBuV</th> <th>dB/m</th> <th>dB</th> <th>dB</th> <th>cm</th> <th>deg</th> </tr> </thead> <tbody> <tr> <td>1</td> <td>2412.00</td> <td>107.83</td> <td>-----</td> <td>-----</td> <td>91.44</td> <td>32.40</td> <td>8.92</td> <td>30.93</td> <td>6.00</td> <td>133</td> <td>34</td> <td>PEAK</td> </tr> </tbody> </table>	Limit	Over	Read	Ant	Cable	Preamp	Aux	APos	TPos	Freq	Level	Line	Level	Factor	Loss	Factor	Factor	Remark	MHz	dBuV/m	dBuV/m	dB	dBuV	dB/m	dB	dB	cm	deg	1	2412.00	107.83	-----	-----	91.44	32.40	8.92	30.93	6.00	133	34	PEAK
	Limit	Over	Read	Ant	Cable	Preamp	Aux	APos	TPos																																																																											
Freq	Level	Line	Level	Factor	Loss	Factor	Factor	Remark																																																																												
MHz	dBuV/m	dBuV/m	dB	dBuV	dB/m	dB	dB	cm	deg																																																																											
1	2386.83	57.00	74.00	-17.00	40.72	32.37	8.86	30.95	6.00	133	34	PEAK																																																																								
Limit	Over	Read	Ant	Cable	Preamp	Aux	APos	TPos																																																																												
Freq	Level	Line	Level	Factor	Loss	Factor	Factor	Remark																																																																												
MHz	dBuV/m	dBuV/m	dB	dBuV	dB/m	dB	dB	cm	deg																																																																											
1	2412.00	107.83	-----	-----	91.44	32.40	8.92	30.93	6.00	133	34	PEAK																																																																								
Avg	 <p>Level (dBuV/m)</p> <p>130</p> <p>113.8</p> <p>97.5</p> <p>81.3</p> <p>65.0</p> <p>48.8</p> <p>32.5</p> <p>16.3</p> <p>0</p> <p>2310 2336 2362 2388 2414 2440</p> <p>Frequency (MHz)</p> <table border="1"> <thead> <tr> <th>Limit</th> <th>Over</th> <th>Read</th> <th>Ant</th> <th>Cable</th> <th>Preamp</th> <th>Aux</th> <th>APos</th> <th>TPos</th> </tr> <tr> <th>Freq</th> <th>Level</th> <th>Line</th> <th>Level</th> <th>Factor</th> <th>Loss</th> <th>Factor</th> <th>Factor</th> <th>Remark</th> </tr> <tr> <th>MHz</th> <th>dBuV/m</th> <th>dBuV/m</th> <th>dB</th> <th>dBuV</th> <th>dB/m</th> <th>dB</th> <th>dB</th> <th>cm</th> <th>deg</th> </tr> </thead> <tbody> <tr> <td>1</td> <td>2386.96</td> <td>45.64</td> <td>54.00</td> <td>-8.36</td> <td>29.36</td> <td>32.37</td> <td>8.86</td> <td>30.95</td> <td>6.00</td> <td>133</td> <td>34</td> <td>AVERAGE</td> </tr> </tbody> </table>	Limit	Over	Read	Ant	Cable	Preamp	Aux	APos	TPos	Freq	Level	Line	Level	Factor	Loss	Factor	Factor	Remark	MHz	dBuV/m	dBuV/m	dB	dBuV	dB/m	dB	dB	cm	deg	1	2386.96	45.64	54.00	-8.36	29.36	32.37	8.86	30.95	6.00	133	34	AVERAGE	 <p>Level (dBuV/m)</p> <p>130</p> <p>113.8</p> <p>97.5</p> <p>81.3</p> <p>65.0</p> <p>48.8</p> <p>32.5</p> <p>16.3</p> <p>0</p> <p>1000 1400 1800 2200 2600 3000</p> <p>Frequency (MHz)</p> <table border="1"> <thead> <tr> <th>Limit</th> <th>Over</th> <th>Read</th> <th>Ant</th> <th>Cable</th> <th>Preamp</th> <th>Aux</th> <th>APos</th> <th>TPos</th> </tr> <tr> <th>Freq</th> <th>Level</th> <th>Line</th> <th>Level</th> <th>Factor</th> <th>Loss</th> <th>Factor</th> <th>Factor</th> <th>Remark</th> </tr> <tr> <th>MHz</th> <th>dBuV/m</th> <th>dBuV/m</th> <th>dB</th> <th>dBuV</th> <th>dB/m</th> <th>dB</th> <th>dB</th> <th>cm</th> <th>deg</th> </tr> </thead> <tbody> <tr> <td>1</td> <td>2412.00</td> <td>103.32</td> <td>-----</td> <td>-----</td> <td>86.93</td> <td>32.40</td> <td>8.92</td> <td>30.93</td> <td>6.00</td> <td>133</td> <td>34</td> <td>AVERAGE</td> </tr> </tbody> </table>	Limit	Over	Read	Ant	Cable	Preamp	Aux	APos	TPos	Freq	Level	Line	Level	Factor	Loss	Factor	Factor	Remark	MHz	dBuV/m	dBuV/m	dB	dBuV	dB/m	dB	dB	cm	deg	1	2412.00	103.32	-----	-----	86.93	32.40	8.92	30.93	6.00	133	34	AVERAGE
	Limit	Over	Read	Ant	Cable	Preamp	Aux	APos	TPos																																																																											
Freq	Level	Line	Level	Factor	Loss	Factor	Factor	Remark																																																																												
MHz	dBuV/m	dBuV/m	dB	dBuV	dB/m	dB	dB	cm	deg																																																																											
1	2386.96	45.64	54.00	-8.36	29.36	32.37	8.86	30.95	6.00	133	34	AVERAGE																																																																								
Limit	Over	Read	Ant	Cable	Preamp	Aux	APos	TPos																																																																												
Freq	Level	Line	Level	Factor	Loss	Factor	Factor	Remark																																																																												
MHz	dBuV/m	dBuV/m	dB	dBuV	dB/m	dB	dB	cm	deg																																																																											
1	2412.00	103.32	-----	-----	86.93	32.40	8.92	30.93	6.00	133	34	AVERAGE																																																																								



Mode	69																																																																																		
	Band Edge																																																																																		
	2400-2483.5_802.11b_CH01_2412MHz																																																																																		
ANT	2																																																																																		
Pol.	Vertical	Fundamental																																																																																	
Peak	<table border="1"> <thead> <tr> <th>Limit</th> <th>Over</th> <th>Read</th> <th>Ant</th> <th>Cable</th> <th>Preamp</th> <th>Aux</th> <th>APos</th> <th>TPos</th> </tr> <tr> <th>Freq</th> <th>Level</th> <th>Line</th> <th>Level</th> <th>Factor</th> <th>Loss</th> <th>Factor</th> <th>Factor</th> <th>Remark</th> </tr> <tr> <th>MHz</th> <th>dBuV/m</th> <th>dBuV/m</th> <th>dB</th> <th>dBuV</th> <th>dB/m</th> <th>dB</th> <th>dB</th> <th>cm</th> <th>deg</th> </tr> </thead> <tbody> <tr> <td>1</td> <td>2368.50</td> <td>56.58</td> <td>74.00</td> <td>-17.42</td> <td>40.43</td> <td>32.34</td> <td>8.77</td> <td>30.96</td> <td>6.00</td> <td>238</td> <td>107</td> <td>PEAK</td> </tr> </tbody> </table>	Limit	Over	Read	Ant	Cable	Preamp	Aux	APos	TPos	Freq	Level	Line	Level	Factor	Loss	Factor	Factor	Remark	MHz	dBuV/m	dBuV/m	dB	dBuV	dB/m	dB	dB	cm	deg	1	2368.50	56.58	74.00	-17.42	40.43	32.34	8.77	30.96	6.00	238	107	PEAK	<table border="1"> <thead> <tr> <th>Limit</th> <th>Over</th> <th>Read</th> <th>Ant</th> <th>Cable</th> <th>Preamp</th> <th>Aux</th> <th>APos</th> <th>TPos</th> </tr> <tr> <th>Freq</th> <th>Level</th> <th>Line</th> <th>Limit</th> <th>Level</th> <th>Factor</th> <th>Loss</th> <th>Factor</th> <th>Factor</th> </tr> <tr> <th>MHz</th> <th>dBuV/m</th> <th>dBuV/m</th> <th>dB</th> <th>dBuV</th> <th>dB/m</th> <th>dB</th> <th>dB</th> <th>dB</th> </tr> </thead> <tbody> <tr> <td>1</td> <td>2412.00</td> <td>107.28</td> <td>-----</td> <td>-----</td> <td>90.89</td> <td>32.40</td> <td>8.92</td> <td>30.93</td> <td>6.00</td> <td>238</td> <td>107</td> <td>PEAK</td> </tr> </tbody> </table>	Limit	Over	Read	Ant	Cable	Preamp	Aux	APos	TPos	Freq	Level	Line	Limit	Level	Factor	Loss	Factor	Factor	MHz	dBuV/m	dBuV/m	dB	dBuV	dB/m	dB	dB	dB	1	2412.00	107.28	-----	-----	90.89	32.40	8.92	30.93	6.00	238	107	PEAK
	Limit	Over	Read	Ant	Cable	Preamp	Aux	APos	TPos																																																																										
Freq	Level	Line	Level	Factor	Loss	Factor	Factor	Remark																																																																											
MHz	dBuV/m	dBuV/m	dB	dBuV	dB/m	dB	dB	cm	deg																																																																										
1	2368.50	56.58	74.00	-17.42	40.43	32.34	8.77	30.96	6.00	238	107	PEAK																																																																							
Limit	Over	Read	Ant	Cable	Preamp	Aux	APos	TPos																																																																											
Freq	Level	Line	Limit	Level	Factor	Loss	Factor	Factor																																																																											
MHz	dBuV/m	dBuV/m	dB	dBuV	dB/m	dB	dB	dB																																																																											
1	2412.00	107.28	-----	-----	90.89	32.40	8.92	30.93	6.00	238	107	PEAK																																																																							
Avg	<table border="1"> <thead> <tr> <th>Limit</th> <th>Over</th> <th>Read</th> <th>Ant</th> <th>Cable</th> <th>Preamp</th> <th>Aux</th> <th>APos</th> <th>TPos</th> </tr> <tr> <th>Freq</th> <th>Level</th> <th>Line</th> <th>Level</th> <th>Factor</th> <th>Loss</th> <th>Factor</th> <th>Factor</th> <th>Remark</th> </tr> <tr> <th>MHz</th> <th>dBuV/m</th> <th>dBuV/m</th> <th>dB</th> <th>dBuV</th> <th>dB/m</th> <th>dB</th> <th>dB</th> <th>cm</th> <th>deg</th> </tr> </thead> <tbody> <tr> <td>1</td> <td>2307.35</td> <td>45.55</td> <td>54.00</td> <td>-8.45</td> <td>29.26</td> <td>32.37</td> <td>8.87</td> <td>30.95</td> <td>6.00</td> <td>238</td> <td>107</td> <td>AVERAGE</td> </tr> </tbody> </table>	Limit	Over	Read	Ant	Cable	Preamp	Aux	APos	TPos	Freq	Level	Line	Level	Factor	Loss	Factor	Factor	Remark	MHz	dBuV/m	dBuV/m	dB	dBuV	dB/m	dB	dB	cm	deg	1	2307.35	45.55	54.00	-8.45	29.26	32.37	8.87	30.95	6.00	238	107	AVERAGE	<table border="1"> <thead> <tr> <th>Limit</th> <th>Over</th> <th>Read</th> <th>Ant</th> <th>Cable</th> <th>Preamp</th> <th>Aux</th> <th>APos</th> <th>TPos</th> </tr> <tr> <th>Freq</th> <th>Level</th> <th>Line</th> <th>Limit</th> <th>Level</th> <th>Factor</th> <th>Loss</th> <th>Factor</th> <th>Factor</th> </tr> <tr> <th>MHz</th> <th>dBuV/m</th> <th>dBuV/m</th> <th>dB</th> <th>dBuV</th> <th>dB/m</th> <th>dB</th> <th>dB</th> <th>dB</th> </tr> </thead> <tbody> <tr> <td>1</td> <td>2412.00</td> <td>102.81</td> <td>-----</td> <td>-----</td> <td>86.42</td> <td>32.40</td> <td>8.92</td> <td>30.93</td> <td>6.00</td> <td>238</td> <td>107</td> <td>AVERAGE</td> </tr> </tbody> </table>	Limit	Over	Read	Ant	Cable	Preamp	Aux	APos	TPos	Freq	Level	Line	Limit	Level	Factor	Loss	Factor	Factor	MHz	dBuV/m	dBuV/m	dB	dBuV	dB/m	dB	dB	dB	1	2412.00	102.81	-----	-----	86.42	32.40	8.92	30.93	6.00	238	107	AVERAGE
Limit	Over	Read	Ant	Cable	Preamp	Aux	APos	TPos																																																																											
Freq	Level	Line	Level	Factor	Loss	Factor	Factor	Remark																																																																											
MHz	dBuV/m	dBuV/m	dB	dBuV	dB/m	dB	dB	cm	deg																																																																										
1	2307.35	45.55	54.00	-8.45	29.26	32.37	8.87	30.95	6.00	238	107	AVERAGE																																																																							
Limit	Over	Read	Ant	Cable	Preamp	Aux	APos	TPos																																																																											
Freq	Level	Line	Limit	Level	Factor	Loss	Factor	Factor																																																																											
MHz	dBuV/m	dBuV/m	dB	dBuV	dB/m	dB	dB	dB																																																																											
1	2412.00	102.81	-----	-----	86.42	32.40	8.92	30.93	6.00	238	107	AVERAGE																																																																							

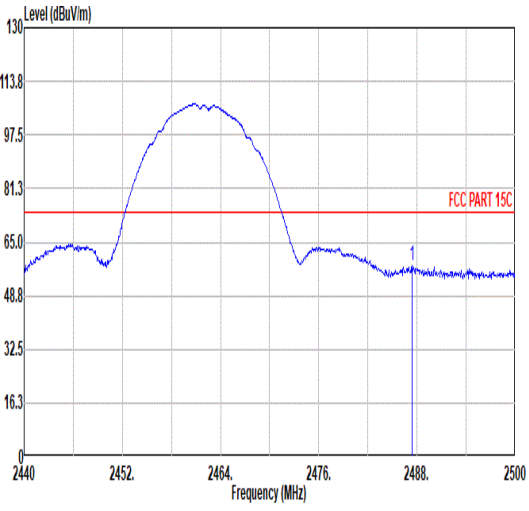
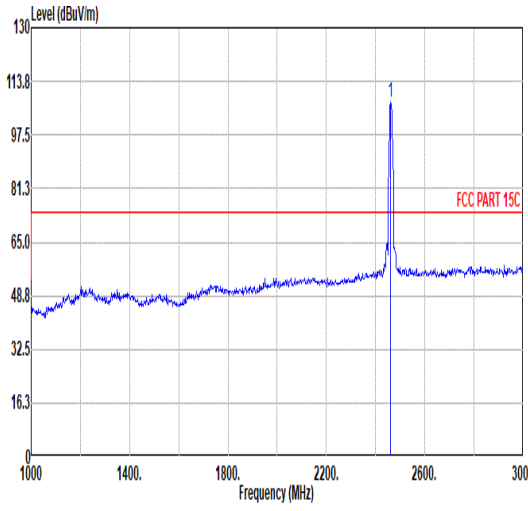
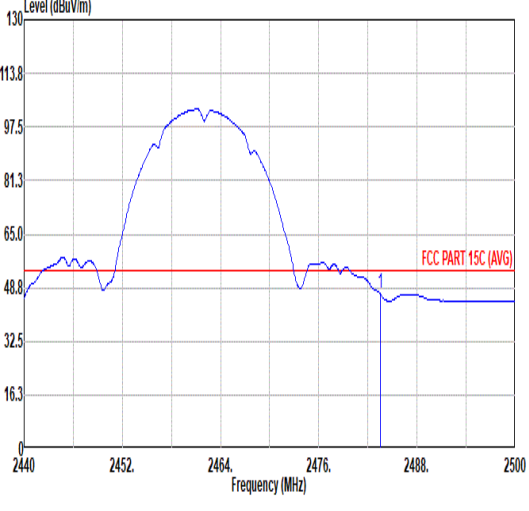
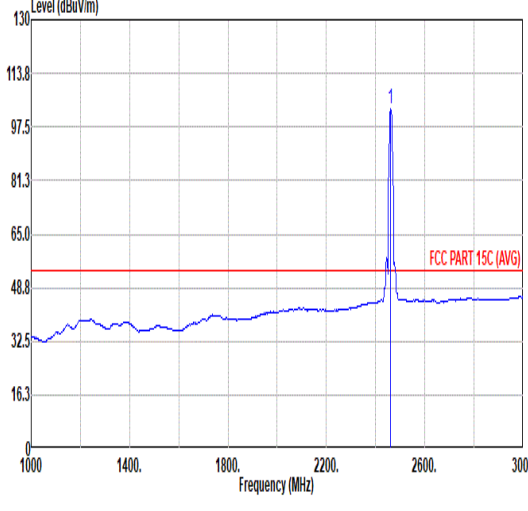


Mode	69																																																																									
	Harmonic																																																																									
	2400-2483.5_802.11b_CH01_2412MHz																																																																									
ANT	2																																																																									
Pol.	Horizontal	Vertical																																																																								
Peak Avg	<table border="1"> <thead> <tr> <th>Limit</th> <th>Read</th> <th>Ant</th> <th>Cable</th> <th>Preamp</th> <th>Aux</th> <th>APos</th> <th>TPos</th> </tr> <tr> <th>Freq</th> <th>Level</th> <th>Line Margin</th> <th>Level Factor</th> <th>Loss Factor</th> <th>Factor</th> <th>Factor</th> <th>Remark</th> </tr> <tr> <th>MHz</th> <th>dBuV/m</th> <th>dBuV/m</th> <th>dB</th> <th>dBuV</th> <th>dB/m</th> <th>dB</th> <th>dB</th> </tr> </thead> <tbody> <tr> <td>1 4824.00</td> <td>40.85</td> <td>74.00</td> <td>-33.15</td> <td>59.70</td> <td>34.10</td> <td>12.48</td> <td>65.43</td> <td>0.00</td> <td>---</td> <td>---</td> <td>PEAK</td> </tr> </tbody> </table>	Limit	Read	Ant	Cable	Preamp	Aux	APos	TPos	Freq	Level	Line Margin	Level Factor	Loss Factor	Factor	Factor	Remark	MHz	dBuV/m	dBuV/m	dB	dBuV	dB/m	dB	dB	1 4824.00	40.85	74.00	-33.15	59.70	34.10	12.48	65.43	0.00	---	---	PEAK	<table border="1"> <thead> <tr> <th>Limit</th> <th>Read</th> <th>Ant</th> <th>Cable</th> <th>Preamp</th> <th>Aux</th> <th>APos</th> <th>TPos</th> </tr> <tr> <th>Freq</th> <th>Level</th> <th>Line Margin</th> <th>Level Factor</th> <th>Loss Factor</th> <th>Factor</th> <th>Factor</th> <th>Remark</th> </tr> <tr> <th>MHz</th> <th>dBuV/m</th> <th>dBuV/m</th> <th>dB</th> <th>dBuV</th> <th>dB/m</th> <th>dB</th> <th>dB</th> </tr> </thead> <tbody> <tr> <td>1 4824.00</td> <td>40.66</td> <td>74.00</td> <td>-33.34</td> <td>59.51</td> <td>34.10</td> <td>12.48</td> <td>65.43</td> <td>0.00</td> <td>---</td> <td>---</td> <td>PEAK</td> </tr> </tbody> </table>	Limit	Read	Ant	Cable	Preamp	Aux	APos	TPos	Freq	Level	Line Margin	Level Factor	Loss Factor	Factor	Factor	Remark	MHz	dBuV/m	dBuV/m	dB	dBuV	dB/m	dB	dB	1 4824.00	40.66	74.00	-33.34	59.51	34.10	12.48	65.43	0.00	---	---	PEAK
Limit	Read	Ant	Cable	Preamp	Aux	APos	TPos																																																																			
Freq	Level	Line Margin	Level Factor	Loss Factor	Factor	Factor	Remark																																																																			
MHz	dBuV/m	dBuV/m	dB	dBuV	dB/m	dB	dB																																																																			
1 4824.00	40.85	74.00	-33.15	59.70	34.10	12.48	65.43	0.00	---	---	PEAK																																																															
Limit	Read	Ant	Cable	Preamp	Aux	APos	TPos																																																																			
Freq	Level	Line Margin	Level Factor	Loss Factor	Factor	Factor	Remark																																																																			
MHz	dBuV/m	dBuV/m	dB	dBuV	dB/m	dB	dB																																																																			
1 4824.00	40.66	74.00	-33.34	59.51	34.10	12.48	65.43	0.00	---	---	PEAK																																																															

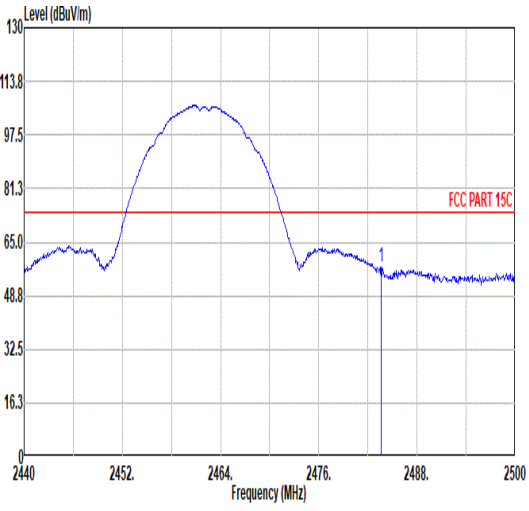
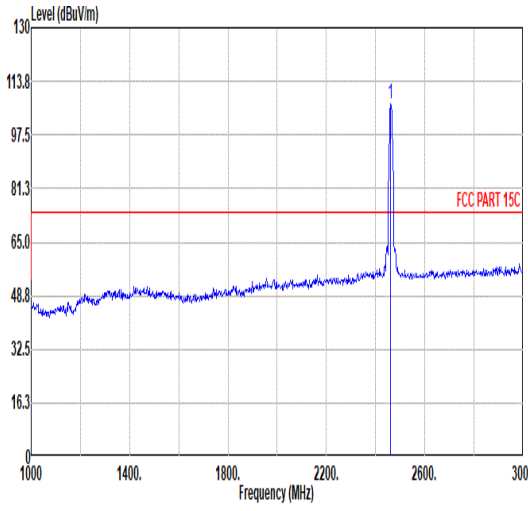
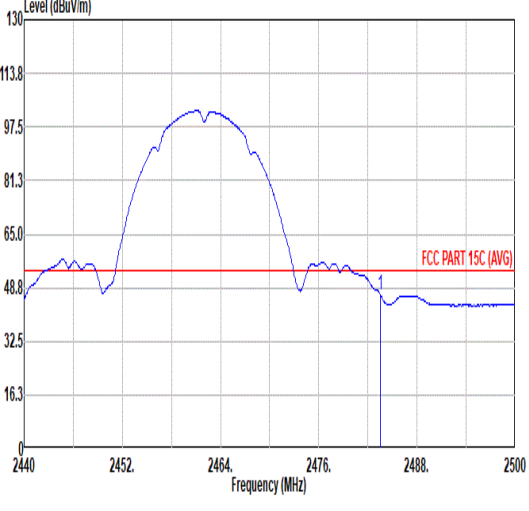
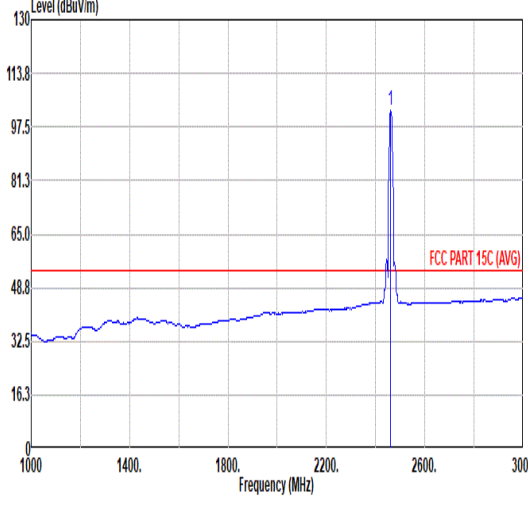


Mode	70																																																																																																											
	Harmonic																																																																																																											
	2400-2483.5_802.11b_CH06_2437MHz																																																																																																											
ANT	2																																																																																																											
Pol.	Horizontal	Vertical																																																																																																										
Peak Avg	<table border="1"> <thead> <tr> <th>Limit</th> <th>Read</th> <th>Ant</th> <th>Cable</th> <th>Preamp</th> <th>Aux</th> <th>APos</th> <th>TPos</th> <th>Remark</th> </tr> <tr> <th>Freq</th> <th>Level</th> <th>Line</th> <th>Margin</th> <th>Level</th> <th>Factor</th> <th>Loss</th> <th>Factor</th> <th>Factor</th> </tr> <tr> <th>MHz</th> <th>dBuV/m</th> <th>dBuV/m</th> <th>dB</th> <th>dBuV</th> <th>dB/m</th> <th>dB</th> <th>dB</th> <th>dB</th> </tr> </thead> <tbody> <tr> <td>1</td> <td>4874.00</td> <td>40.67</td> <td>74.00</td> <td>-33.33</td> <td>59.72</td> <td>34.10</td> <td>12.29</td> <td>65.44</td> <td>0.00</td> <td>---</td> <td>---</td> <td>PEAK</td> </tr> <tr> <td>2</td> <td>7311.00</td> <td>45.89</td> <td>74.00</td> <td>-28.11</td> <td>60.61</td> <td>35.80</td> <td>14.73</td> <td>65.25</td> <td>0.00</td> <td>---</td> <td>---</td> <td>PEAK</td> </tr> </tbody> </table>	Limit	Read	Ant	Cable	Preamp	Aux	APos	TPos	Remark	Freq	Level	Line	Margin	Level	Factor	Loss	Factor	Factor	MHz	dBuV/m	dBuV/m	dB	dBuV	dB/m	dB	dB	dB	1	4874.00	40.67	74.00	-33.33	59.72	34.10	12.29	65.44	0.00	---	---	PEAK	2	7311.00	45.89	74.00	-28.11	60.61	35.80	14.73	65.25	0.00	---	---	PEAK	<table border="1"> <thead> <tr> <th>Limit</th> <th>Read</th> <th>Ant</th> <th>Cable</th> <th>Preamp</th> <th>Aux</th> <th>APos</th> <th>TPos</th> <th>Remark</th> </tr> <tr> <th>Freq</th> <th>Level</th> <th>Line</th> <th>Margin</th> <th>Level</th> <th>Factor</th> <th>Loss</th> <th>Factor</th> <th>Factor</th> </tr> <tr> <th>MHz</th> <th>dBuV/m</th> <th>dBuV/m</th> <th>dB</th> <th>dBuV</th> <th>dB/m</th> <th>dB</th> <th>dB</th> <th>dB</th> </tr> </thead> <tbody> <tr> <td>1</td> <td>4874.00</td> <td>41.16</td> <td>74.00</td> <td>-32.84</td> <td>60.21</td> <td>34.10</td> <td>12.29</td> <td>65.44</td> <td>0.00</td> <td>---</td> <td>---</td> <td>PEAK</td> </tr> <tr> <td>2</td> <td>7311.00</td> <td>43.82</td> <td>74.00</td> <td>-30.18</td> <td>58.54</td> <td>35.80</td> <td>14.73</td> <td>65.25</td> <td>0.00</td> <td>---</td> <td>---</td> <td>PEAK</td> </tr> </tbody> </table>	Limit	Read	Ant	Cable	Preamp	Aux	APos	TPos	Remark	Freq	Level	Line	Margin	Level	Factor	Loss	Factor	Factor	MHz	dBuV/m	dBuV/m	dB	dBuV	dB/m	dB	dB	dB	1	4874.00	41.16	74.00	-32.84	60.21	34.10	12.29	65.44	0.00	---	---	PEAK	2	7311.00	43.82	74.00	-30.18	58.54	35.80	14.73	65.25	0.00	---	---	PEAK
Limit	Read	Ant	Cable	Preamp	Aux	APos	TPos	Remark																																																																																																				
Freq	Level	Line	Margin	Level	Factor	Loss	Factor	Factor																																																																																																				
MHz	dBuV/m	dBuV/m	dB	dBuV	dB/m	dB	dB	dB																																																																																																				
1	4874.00	40.67	74.00	-33.33	59.72	34.10	12.29	65.44	0.00	---	---	PEAK																																																																																																
2	7311.00	45.89	74.00	-28.11	60.61	35.80	14.73	65.25	0.00	---	---	PEAK																																																																																																
Limit	Read	Ant	Cable	Preamp	Aux	APos	TPos	Remark																																																																																																				
Freq	Level	Line	Margin	Level	Factor	Loss	Factor	Factor																																																																																																				
MHz	dBuV/m	dBuV/m	dB	dBuV	dB/m	dB	dB	dB																																																																																																				
1	4874.00	41.16	74.00	-32.84	60.21	34.10	12.29	65.44	0.00	---	---	PEAK																																																																																																
2	7311.00	43.82	74.00	-30.18	58.54	35.80	14.73	65.25	0.00	---	---	PEAK																																																																																																



		71																																																																																				
Mode		Band Edge																																																																																				
		2400-2483.5_802.11b_CH11_2462MHz																																																																																				
ANT		2																																																																																				
Pol.		Horizontal					Fundamental																																																																															
Peak	 <p>Level (dBuV/m) vs Frequency (MHz) for Horizontal polarization. The plot shows a broad signal between 2440 and 2500 MHz, peaking at approximately 113.8 dBuV/m. A red horizontal line indicates the FCC PART 15C limit at 81.3 dBuV/m.</p> <table border="1"> <thead> <tr> <th>Limit</th> <th>Over</th> <th>Read</th> <th>Ant</th> <th>Cable</th> <th>Preamp</th> <th>Aux</th> <th>APos</th> <th>TPos</th> </tr> <tr> <th>Freq</th> <th>Level</th> <th>Line</th> <th>Level</th> <th>Factor</th> <th>Loss</th> <th>Factor</th> <th>Factor</th> <th>Remark</th> </tr> <tr> <th>MHz</th> <th>dBuV/m</th> <th>dBuV/m</th> <th>dB</th> <th>dBuV</th> <th>dB/m</th> <th>dB</th> <th>dB</th> <th>dB</th> <th>cm</th> <th>deg</th> </tr> </thead> <tbody> <tr> <td>1</td> <td>2487.40</td> <td>57.75</td> <td>74.00</td> <td>-16.25</td> <td>41.35</td> <td>32.40</td> <td>8.88</td> <td>30.88</td> <td>6.00</td> <td>115</td> <td>38</td> <td>PEAK</td> </tr> </tbody> </table>	Limit	Over	Read	Ant	Cable	Preamp	Aux	APos	TPos	Freq	Level	Line	Level	Factor	Loss	Factor	Factor	Remark	MHz	dBuV/m	dBuV/m	dB	dBuV	dB/m	dB	dB	dB	cm	deg	1	2487.40	57.75	74.00	-16.25	41.35	32.40	8.88	30.88	6.00	115	38	PEAK	 <p>Level (dBuV/m) vs Frequency (MHz) for Fundamental polarization. The plot shows a sharp peak at 2462.00 MHz with a level of 107.46 dBuV/m. A red horizontal line indicates the FCC PART 15C limit at 81.3 dBuV/m.</p> <table border="1"> <thead> <tr> <th>Limit</th> <th>Over</th> <th>Read</th> <th>Ant</th> <th>Cable</th> <th>Preamp</th> <th>Aux</th> <th>APos</th> <th>TPos</th> </tr> <tr> <th>Freq</th> <th>Level</th> <th>Line</th> <th>Level</th> <th>Factor</th> <th>Loss</th> <th>Factor</th> <th>Factor</th> <th>Remark</th> </tr> <tr> <th>MHz</th> <th>dBuV/m</th> <th>dBuV/m</th> <th>dB</th> <th>dBuV</th> <th>dB/m</th> <th>dB</th> <th>dB</th> <th>dB</th> <th>cm</th> <th>deg</th> </tr> </thead> <tbody> <tr> <td>1</td> <td>2462.00</td> <td>107.46</td> <td>-----</td> <td>-----</td> <td>91.06</td> <td>32.40</td> <td>8.89</td> <td>30.89</td> <td>6.00</td> <td>115</td> <td>38</td> <td>PEAK</td> </tr> </tbody> </table>	Limit	Over	Read	Ant	Cable	Preamp	Aux	APos	TPos	Freq	Level	Line	Level	Factor	Loss	Factor	Factor	Remark	MHz	dBuV/m	dBuV/m	dB	dBuV	dB/m	dB	dB	dB	cm	deg	1	2462.00	107.46	-----	-----	91.06	32.40	8.89	30.89	6.00	115	38	PEAK
	Limit	Over	Read	Ant	Cable	Preamp	Aux	APos	TPos																																																																													
Freq	Level	Line	Level	Factor	Loss	Factor	Factor	Remark																																																																														
MHz	dBuV/m	dBuV/m	dB	dBuV	dB/m	dB	dB	dB	cm	deg																																																																												
1	2487.40	57.75	74.00	-16.25	41.35	32.40	8.88	30.88	6.00	115	38	PEAK																																																																										
Limit	Over	Read	Ant	Cable	Preamp	Aux	APos	TPos																																																																														
Freq	Level	Line	Level	Factor	Loss	Factor	Factor	Remark																																																																														
MHz	dBuV/m	dBuV/m	dB	dBuV	dB/m	dB	dB	dB	cm	deg																																																																												
1	2462.00	107.46	-----	-----	91.06	32.40	8.89	30.89	6.00	115	38	PEAK																																																																										
Avg	 <p>Level (dBuV/m) vs Frequency (MHz) for Horizontal polarization, averaged. The plot shows a broad signal between 2440 and 2500 MHz, peaking at approximately 113.8 dBuV/m. A red horizontal line indicates the FCC PART 15C (AVG) limit at 48.8 dBuV/m.</p> <table border="1"> <thead> <tr> <th>Limit</th> <th>Over</th> <th>Read</th> <th>Ant</th> <th>Cable</th> <th>Preamp</th> <th>Aux</th> <th>APos</th> <th>TPos</th> </tr> <tr> <th>Freq</th> <th>Level</th> <th>Line</th> <th>Level</th> <th>Factor</th> <th>Loss</th> <th>Factor</th> <th>Factor</th> <th>Remark</th> </tr> <tr> <th>MHz</th> <th>dBuV/m</th> <th>dBuV/m</th> <th>dB</th> <th>dBuV</th> <th>dB/m</th> <th>dB</th> <th>dB</th> <th>dB</th> <th>cm</th> <th>deg</th> </tr> </thead> <tbody> <tr> <td>1</td> <td>2483.50</td> <td>46.91</td> <td>54.00</td> <td>-7.09</td> <td>30.51</td> <td>32.40</td> <td>8.88</td> <td>30.88</td> <td>6.00</td> <td>115</td> <td>38</td> <td>AVERAGE</td> </tr> </tbody> </table>	Limit	Over	Read	Ant	Cable	Preamp	Aux	APos	TPos	Freq	Level	Line	Level	Factor	Loss	Factor	Factor	Remark	MHz	dBuV/m	dBuV/m	dB	dBuV	dB/m	dB	dB	dB	cm	deg	1	2483.50	46.91	54.00	-7.09	30.51	32.40	8.88	30.88	6.00	115	38	AVERAGE	 <p>Level (dBuV/m) vs Frequency (MHz) for Fundamental polarization, averaged. The plot shows a sharp peak at 2462.00 MHz with a level of 103.02 dBuV/m. A red horizontal line indicates the FCC PART 15C (AVG) limit at 48.8 dBuV/m.</p> <table border="1"> <thead> <tr> <th>Limit</th> <th>Over</th> <th>Read</th> <th>Ant</th> <th>Cable</th> <th>Preamp</th> <th>Aux</th> <th>APos</th> <th>TPos</th> </tr> <tr> <th>Freq</th> <th>Level</th> <th>Line</th> <th>Level</th> <th>Factor</th> <th>Loss</th> <th>Factor</th> <th>Factor</th> <th>Remark</th> </tr> <tr> <th>MHz</th> <th>dBuV/m</th> <th>dBuV/m</th> <th>dB</th> <th>dBuV</th> <th>dB/m</th> <th>dB</th> <th>dB</th> <th>dB</th> <th>cm</th> <th>deg</th> </tr> </thead> <tbody> <tr> <td>1</td> <td>2462.00</td> <td>103.02</td> <td>-----</td> <td>-----</td> <td>86.62</td> <td>32.40</td> <td>8.89</td> <td>30.89</td> <td>6.00</td> <td>115</td> <td>38</td> <td>AVERAGE</td> </tr> </tbody> </table>	Limit	Over	Read	Ant	Cable	Preamp	Aux	APos	TPos	Freq	Level	Line	Level	Factor	Loss	Factor	Factor	Remark	MHz	dBuV/m	dBuV/m	dB	dBuV	dB/m	dB	dB	dB	cm	deg	1	2462.00	103.02	-----	-----	86.62	32.40	8.89	30.89	6.00	115	38	AVERAGE
Limit	Over	Read	Ant	Cable	Preamp	Aux	APos	TPos																																																																														
Freq	Level	Line	Level	Factor	Loss	Factor	Factor	Remark																																																																														
MHz	dBuV/m	dBuV/m	dB	dBuV	dB/m	dB	dB	dB	cm	deg																																																																												
1	2483.50	46.91	54.00	-7.09	30.51	32.40	8.88	30.88	6.00	115	38	AVERAGE																																																																										
Limit	Over	Read	Ant	Cable	Preamp	Aux	APos	TPos																																																																														
Freq	Level	Line	Level	Factor	Loss	Factor	Factor	Remark																																																																														
MHz	dBuV/m	dBuV/m	dB	dBuV	dB/m	dB	dB	dB	cm	deg																																																																												
1	2462.00	103.02	-----	-----	86.62	32.40	8.89	30.89	6.00	115	38	AVERAGE																																																																										

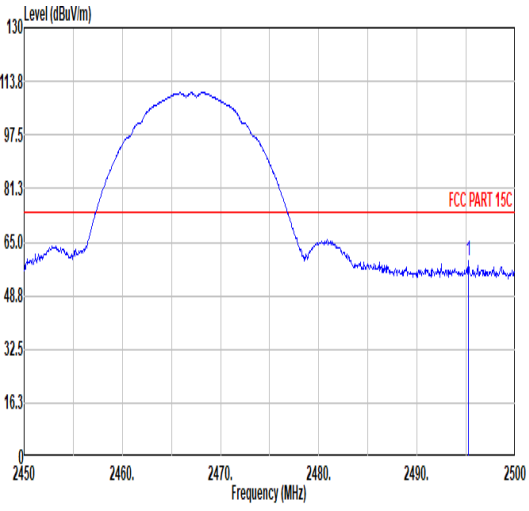
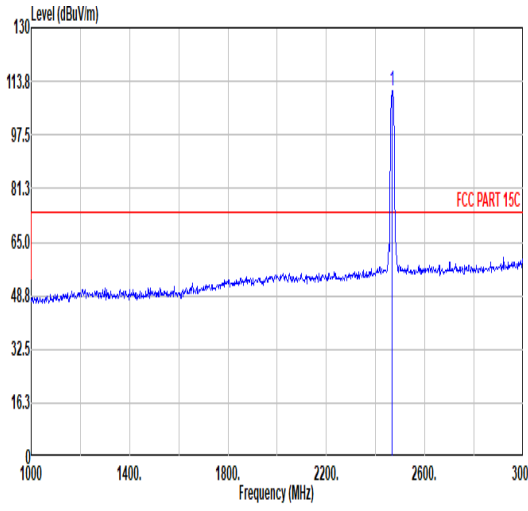
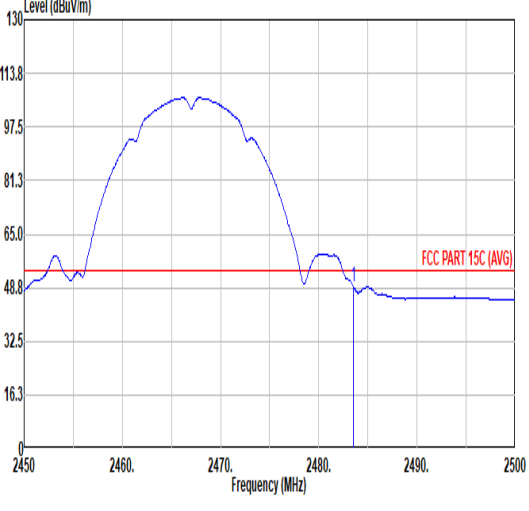
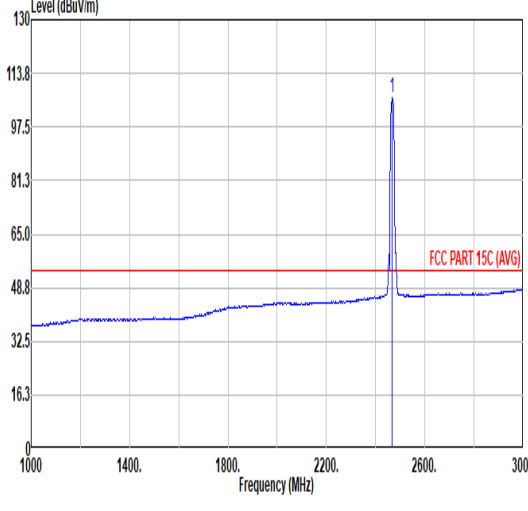


		71																																																																																
Mode		Band Edge																																																																																
		2400-2483.5_802.11b_CH11_2462MHz																																																																																
ANT		2																																																																																
Pol.		Vertical					Fundamental																																																																											
Peak	 <p>Level (dBuV/m)</p> <p>Frequency (MHz)</p> <p>FCC PART 15C</p> <table border="1"> <thead> <tr> <th>Limit</th> <th>Over</th> <th>Read</th> <th>Ant</th> <th>Cable</th> <th>Preamp</th> <th>Aux</th> <th>APos</th> <th>TPos</th> </tr> <tr> <th>Freq</th> <th>Level</th> <th>Line</th> <th>Limit</th> <th>Level</th> <th>Factor</th> <th>Loss</th> <th>Factor</th> <th>Factor</th> </tr> <tr> <th>MHz</th> <th>dBuV/m</th> <th>dBuV/m</th> <th>dB</th> <th>dBuV</th> <th>dB/m</th> <th>dB</th> <th>dB</th> <th>dB</th> </tr> </thead> <tbody> <tr> <td>1</td> <td>2483.62</td> <td>57.47</td> <td>74.00</td> <td>-16.53</td> <td>41.07</td> <td>32.40</td> <td>8.88</td> <td>30.88</td> <td>6.00</td> <td>284</td> <td>108</td> <td>PEAK</td> </tr> </tbody> </table>	Limit	Over	Read	Ant	Cable	Preamp	Aux	APos	TPos	Freq	Level	Line	Limit	Level	Factor	Loss	Factor	Factor	MHz	dBuV/m	dBuV/m	dB	dBuV	dB/m	dB	dB	dB	1	2483.62	57.47	74.00	-16.53	41.07	32.40	8.88	30.88	6.00	284	108	PEAK	 <p>Level (dBuV/m)</p> <p>Frequency (MHz)</p> <p>FCC PART 15C</p> <table border="1"> <thead> <tr> <th>Limit</th> <th>Over</th> <th>Read</th> <th>Ant</th> <th>Cable</th> <th>Preamp</th> <th>Aux</th> <th>APos</th> <th>TPos</th> </tr> <tr> <th>Freq</th> <th>Level</th> <th>Line</th> <th>Limit</th> <th>Level</th> <th>Factor</th> <th>Loss</th> <th>Factor</th> <th>Factor</th> </tr> <tr> <th>MHz</th> <th>dBuV/m</th> <th>dBuV/m</th> <th>dB</th> <th>dBuV</th> <th>dB/m</th> <th>dB</th> <th>dB</th> <th>dB</th> </tr> </thead> <tbody> <tr> <td>1</td> <td>2462.00</td> <td>107.01</td> <td>-----</td> <td>-----</td> <td>90.61</td> <td>32.40</td> <td>8.89</td> <td>30.89</td> <td>6.00</td> <td>284</td> <td>108</td> <td>PEAK</td> </tr> </tbody> </table>	Limit	Over	Read	Ant	Cable	Preamp	Aux	APos	TPos	Freq	Level	Line	Limit	Level	Factor	Loss	Factor	Factor	MHz	dBuV/m	dBuV/m	dB	dBuV	dB/m	dB	dB	dB	1	2462.00	107.01	-----	-----	90.61	32.40	8.89	30.89	6.00	284	108	PEAK
	Limit	Over	Read	Ant	Cable	Preamp	Aux	APos	TPos																																																																									
Freq	Level	Line	Limit	Level	Factor	Loss	Factor	Factor																																																																										
MHz	dBuV/m	dBuV/m	dB	dBuV	dB/m	dB	dB	dB																																																																										
1	2483.62	57.47	74.00	-16.53	41.07	32.40	8.88	30.88	6.00	284	108	PEAK																																																																						
Limit	Over	Read	Ant	Cable	Preamp	Aux	APos	TPos																																																																										
Freq	Level	Line	Limit	Level	Factor	Loss	Factor	Factor																																																																										
MHz	dBuV/m	dBuV/m	dB	dBuV	dB/m	dB	dB	dB																																																																										
1	2462.00	107.01	-----	-----	90.61	32.40	8.89	30.89	6.00	284	108	PEAK																																																																						
Avg	 <p>Level (dBuV/m)</p> <p>Frequency (MHz)</p> <p>FCC PART 15C (AVG)</p> <table border="1"> <thead> <tr> <th>Limit</th> <th>Over</th> <th>Read</th> <th>Ant</th> <th>Cable</th> <th>Preamp</th> <th>Aux</th> <th>APos</th> <th>TPos</th> </tr> <tr> <th>Freq</th> <th>Level</th> <th>Line</th> <th>Limit</th> <th>Level</th> <th>Factor</th> <th>Loss</th> <th>Factor</th> <th>Factor</th> </tr> <tr> <th>MHz</th> <th>dBuV/m</th> <th>dBuV/m</th> <th>dB</th> <th>dBuV</th> <th>dB/m</th> <th>dB</th> <th>dB</th> <th>dB</th> </tr> </thead> <tbody> <tr> <td>1</td> <td>2483.50</td> <td>46.72</td> <td>54.00</td> <td>-7.28</td> <td>30.32</td> <td>32.40</td> <td>8.88</td> <td>30.88</td> <td>6.00</td> <td>284</td> <td>108</td> <td>AVERAGE</td> </tr> </tbody> </table>	Limit	Over	Read	Ant	Cable	Preamp	Aux	APos	TPos	Freq	Level	Line	Limit	Level	Factor	Loss	Factor	Factor	MHz	dBuV/m	dBuV/m	dB	dBuV	dB/m	dB	dB	dB	1	2483.50	46.72	54.00	-7.28	30.32	32.40	8.88	30.88	6.00	284	108	AVERAGE	 <p>Level (dBuV/m)</p> <p>Frequency (MHz)</p> <p>FCC PART 15C (AVG)</p> <table border="1"> <thead> <tr> <th>Limit</th> <th>Over</th> <th>Read</th> <th>Ant</th> <th>Cable</th> <th>Preamp</th> <th>Aux</th> <th>APos</th> <th>TPos</th> </tr> <tr> <th>Freq</th> <th>Level</th> <th>Line</th> <th>Limit</th> <th>Level</th> <th>Factor</th> <th>Loss</th> <th>Factor</th> <th>Factor</th> </tr> <tr> <th>MHz</th> <th>dBuV/m</th> <th>dBuV/m</th> <th>dB</th> <th>dBuV</th> <th>dB/m</th> <th>dB</th> <th>dB</th> <th>dB</th> </tr> </thead> <tbody> <tr> <td>1</td> <td>2462.00</td> <td>102.49</td> <td>-----</td> <td>-----</td> <td>86.09</td> <td>32.40</td> <td>8.89</td> <td>30.89</td> <td>6.00</td> <td>284</td> <td>108</td> <td>AVERAGE</td> </tr> </tbody> </table>	Limit	Over	Read	Ant	Cable	Preamp	Aux	APos	TPos	Freq	Level	Line	Limit	Level	Factor	Loss	Factor	Factor	MHz	dBuV/m	dBuV/m	dB	dBuV	dB/m	dB	dB	dB	1	2462.00	102.49	-----	-----	86.09	32.40	8.89	30.89	6.00	284	108	AVERAGE
Limit	Over	Read	Ant	Cable	Preamp	Aux	APos	TPos																																																																										
Freq	Level	Line	Limit	Level	Factor	Loss	Factor	Factor																																																																										
MHz	dBuV/m	dBuV/m	dB	dBuV	dB/m	dB	dB	dB																																																																										
1	2483.50	46.72	54.00	-7.28	30.32	32.40	8.88	30.88	6.00	284	108	AVERAGE																																																																						
Limit	Over	Read	Ant	Cable	Preamp	Aux	APos	TPos																																																																										
Freq	Level	Line	Limit	Level	Factor	Loss	Factor	Factor																																																																										
MHz	dBuV/m	dBuV/m	dB	dBuV	dB/m	dB	dB	dB																																																																										
1	2462.00	102.49	-----	-----	86.09	32.40	8.89	30.89	6.00	284	108	AVERAGE																																																																						



Mode	71																																																																																																													
	Harmonic																																																																																																													
	2400-2483.5_802.11b_CH11_2462MHz																																																																																																													
ANT	2																																																																																																													
Pol.	Horizontal	Vertical																																																																																																												
Peak Avg	<table border="1"> <thead> <tr> <th>Limit</th> <th>Read</th> <th>Ant</th> <th>Cable</th> <th>Preamp</th> <th>Aux</th> <th>APos</th> <th>TPos</th> <th>Remark</th> </tr> <tr> <th>Freq</th> <th>Level</th> <th>Line Margin</th> <th>Level</th> <th>Factor</th> <th>Loss Factor</th> <th>Factor</th> <th></th> <th></th> </tr> <tr> <th>MHz</th> <th>dBuV/m</th> <th>dBuV/m</th> <th>dB</th> <th>dBuV</th> <th>dB/m</th> <th>dB</th> <th>dB</th> <th>cm</th> <th>deg</th> </tr> </thead> <tbody> <tr> <td>1</td> <td>4924.00</td> <td>41.35</td> <td>74.00</td> <td>-32.65</td> <td>60.47</td> <td>34.10</td> <td>12.22</td> <td>65.44</td> <td>0.00</td> <td>---</td> <td>---</td> <td>PEAK</td> </tr> <tr> <td>2</td> <td>7386.00</td> <td>46.41</td> <td>74.00</td> <td>-27.59</td> <td>61.12</td> <td>35.80</td> <td>14.78</td> <td>65.29</td> <td>0.00</td> <td>---</td> <td>---</td> <td>PEAK</td> </tr> </tbody> </table>	Limit	Read	Ant	Cable	Preamp	Aux	APos	TPos	Remark	Freq	Level	Line Margin	Level	Factor	Loss Factor	Factor			MHz	dBuV/m	dBuV/m	dB	dBuV	dB/m	dB	dB	cm	deg	1	4924.00	41.35	74.00	-32.65	60.47	34.10	12.22	65.44	0.00	---	---	PEAK	2	7386.00	46.41	74.00	-27.59	61.12	35.80	14.78	65.29	0.00	---	---	PEAK	<table border="1"> <thead> <tr> <th>Limit</th> <th>Read</th> <th>Ant</th> <th>Cable</th> <th>Preamp</th> <th>Aux</th> <th>APos</th> <th>TPos</th> <th>Remark</th> </tr> <tr> <th>Freq</th> <th>Level</th> <th>Line Margin</th> <th>Level</th> <th>Factor</th> <th>Loss Factor</th> <th>Factor</th> <th></th> <th></th> </tr> <tr> <th>MHz</th> <th>dBuV/m</th> <th>dBuV/m</th> <th>dB</th> <th>dBuV</th> <th>dB/m</th> <th>dB</th> <th>dB</th> <th>cm</th> <th>deg</th> </tr> </thead> <tbody> <tr> <td>1</td> <td>4924.00</td> <td>41.04</td> <td>74.00</td> <td>-32.96</td> <td>60.16</td> <td>34.10</td> <td>12.22</td> <td>65.44</td> <td>0.00</td> <td>---</td> <td>---</td> <td>PEAK</td> </tr> <tr> <td>2</td> <td>7386.00</td> <td>44.42</td> <td>74.00</td> <td>-29.58</td> <td>59.13</td> <td>35.80</td> <td>14.78</td> <td>65.29</td> <td>0.00</td> <td>---</td> <td>---</td> <td>PEAK</td> </tr> </tbody> </table>	Limit	Read	Ant	Cable	Preamp	Aux	APos	TPos	Remark	Freq	Level	Line Margin	Level	Factor	Loss Factor	Factor			MHz	dBuV/m	dBuV/m	dB	dBuV	dB/m	dB	dB	cm	deg	1	4924.00	41.04	74.00	-32.96	60.16	34.10	12.22	65.44	0.00	---	---	PEAK	2	7386.00	44.42	74.00	-29.58	59.13	35.80	14.78	65.29	0.00	---	---	PEAK
Limit	Read	Ant	Cable	Preamp	Aux	APos	TPos	Remark																																																																																																						
Freq	Level	Line Margin	Level	Factor	Loss Factor	Factor																																																																																																								
MHz	dBuV/m	dBuV/m	dB	dBuV	dB/m	dB	dB	cm	deg																																																																																																					
1	4924.00	41.35	74.00	-32.65	60.47	34.10	12.22	65.44	0.00	---	---	PEAK																																																																																																		
2	7386.00	46.41	74.00	-27.59	61.12	35.80	14.78	65.29	0.00	---	---	PEAK																																																																																																		
Limit	Read	Ant	Cable	Preamp	Aux	APos	TPos	Remark																																																																																																						
Freq	Level	Line Margin	Level	Factor	Loss Factor	Factor																																																																																																								
MHz	dBuV/m	dBuV/m	dB	dBuV	dB/m	dB	dB	cm	deg																																																																																																					
1	4924.00	41.04	74.00	-32.96	60.16	34.10	12.22	65.44	0.00	---	---	PEAK																																																																																																		
2	7386.00	44.42	74.00	-29.58	59.13	35.80	14.78	65.29	0.00	---	---	PEAK																																																																																																		



		72																																																																																
Mode		Band Edge																																																																																
		2400-2483.5_802.11b_CH12_2467MHz																																																																																
ANT		2																																																																																
Pol.		Horizontal	Fundamental																																																																															
Peak	 <p>Level (dBuV/m) vs Frequency (MHz) for Horizontal polarization. The plot shows a broad signal between 2450 and 2500 MHz, peaking at approximately 113.8 dBuV/m. A red horizontal line indicates the FCC PART 15C limit at 74.00 dBuV/m.</p> <table border="1"> <thead> <tr> <th>Limit</th> <th>Read</th> <th>Ant</th> <th>Cable</th> <th>Preamp</th> <th>Aux</th> <th>APos</th> <th>TPos</th> <th>Remark</th> </tr> <tr> <th>Freq</th> <th>Level</th> <th>Line</th> <th>Margin</th> <th>Level</th> <th>Factor</th> <th>Loss</th> <th>Factor</th> <th>Factor</th> </tr> <tr> <th>MHz</th> <th>dBuV/m</th> <th>dBuV/m</th> <th>dB</th> <th>dBuV</th> <th>dB/m</th> <th>dB</th> <th>dB</th> <th>dB</th> </tr> </thead> <tbody> <tr> <td>1</td> <td>2495.20</td> <td>59.53</td> <td>74.00</td> <td>-14.47</td> <td>42.91</td> <td>32.14</td> <td>9.09</td> <td>30.61</td> <td>6.00</td> <td>126</td> <td>133</td> <td>PEAK</td> </tr> </tbody> </table>	Limit	Read	Ant	Cable	Preamp	Aux	APos	TPos	Remark	Freq	Level	Line	Margin	Level	Factor	Loss	Factor	Factor	MHz	dBuV/m	dBuV/m	dB	dBuV	dB/m	dB	dB	dB	1	2495.20	59.53	74.00	-14.47	42.91	32.14	9.09	30.61	6.00	126	133	PEAK	 <p>Level (dBuV/m) vs Frequency (MHz) for Fundamental polarization. The plot shows a sharp peak at 2467.00 MHz with a level of 110.87 dBuV/m. A red horizontal line indicates the FCC PART 15C limit at 74.00 dBuV/m.</p> <table border="1"> <thead> <tr> <th>Limit</th> <th>Read</th> <th>Ant</th> <th>Cable</th> <th>Preamp</th> <th>Aux</th> <th>APos</th> <th>TPos</th> <th>Remark</th> </tr> <tr> <th>Freq</th> <th>Level</th> <th>Line</th> <th>Margin</th> <th>Level</th> <th>Factor</th> <th>Loss</th> <th>Factor</th> <th>Factor</th> </tr> <tr> <th>MHz</th> <th>dBuV/m</th> <th>dBuV/m</th> <th>dB</th> <th>dBuV</th> <th>dB/m</th> <th>dB</th> <th>dB</th> <th>dB</th> </tr> </thead> <tbody> <tr> <td>1</td> <td>2467.00</td> <td>110.87</td> <td>74.00</td> <td>36.87</td> <td>94.46</td> <td>32.10</td> <td>9.00</td> <td>30.69</td> <td>6.00</td> <td>126</td> <td>133</td> <td>PEAK</td> </tr> </tbody> </table>	Limit	Read	Ant	Cable	Preamp	Aux	APos	TPos	Remark	Freq	Level	Line	Margin	Level	Factor	Loss	Factor	Factor	MHz	dBuV/m	dBuV/m	dB	dBuV	dB/m	dB	dB	dB	1	2467.00	110.87	74.00	36.87	94.46	32.10	9.00	30.69	6.00	126	133	PEAK
	Limit	Read	Ant	Cable	Preamp	Aux	APos	TPos	Remark																																																																									
Freq	Level	Line	Margin	Level	Factor	Loss	Factor	Factor																																																																										
MHz	dBuV/m	dBuV/m	dB	dBuV	dB/m	dB	dB	dB																																																																										
1	2495.20	59.53	74.00	-14.47	42.91	32.14	9.09	30.61	6.00	126	133	PEAK																																																																						
Limit	Read	Ant	Cable	Preamp	Aux	APos	TPos	Remark																																																																										
Freq	Level	Line	Margin	Level	Factor	Loss	Factor	Factor																																																																										
MHz	dBuV/m	dBuV/m	dB	dBuV	dB/m	dB	dB	dB																																																																										
1	2467.00	110.87	74.00	36.87	94.46	32.10	9.00	30.69	6.00	126	133	PEAK																																																																						
Avg	 <p>Level (dBuV/m) vs Frequency (MHz) for Horizontal polarization, averaged. The plot shows a broad signal between 2450 and 2500 MHz, peaking at approximately 113.8 dBuV/m. A red horizontal line indicates the FCC PART 15C (AVG) limit at 54.00 dBuV/m.</p> <table border="1"> <thead> <tr> <th>Limit</th> <th>Read</th> <th>Ant</th> <th>Cable</th> <th>Preamp</th> <th>Aux</th> <th>APos</th> <th>TPos</th> <th>Remark</th> </tr> <tr> <th>Freq</th> <th>Level</th> <th>Line</th> <th>Margin</th> <th>Level</th> <th>Factor</th> <th>Loss</th> <th>Factor</th> <th>Factor</th> </tr> <tr> <th>MHz</th> <th>dBuV/m</th> <th>dBuV/m</th> <th>dB</th> <th>dBuV</th> <th>dB/m</th> <th>dB</th> <th>dB</th> <th>dB</th> </tr> </thead> <tbody> <tr> <td>1</td> <td>2483.50</td> <td>49.29</td> <td>54.00</td> <td>-4.71</td> <td>32.76</td> <td>32.13</td> <td>9.05</td> <td>30.65</td> <td>6.00</td> <td>126</td> <td>133</td> <td>AVERAGE</td> </tr> </tbody> </table>	Limit	Read	Ant	Cable	Preamp	Aux	APos	TPos	Remark	Freq	Level	Line	Margin	Level	Factor	Loss	Factor	Factor	MHz	dBuV/m	dBuV/m	dB	dBuV	dB/m	dB	dB	dB	1	2483.50	49.29	54.00	-4.71	32.76	32.13	9.05	30.65	6.00	126	133	AVERAGE	 <p>Level (dBuV/m) vs Frequency (MHz) for Fundamental polarization, averaged. The plot shows a sharp peak at 2467.00 MHz with a level of 106.47 dBuV/m. A red horizontal line indicates the FCC PART 15C (AVG) limit at 54.00 dBuV/m.</p> <table border="1"> <thead> <tr> <th>Limit</th> <th>Read</th> <th>Ant</th> <th>Cable</th> <th>Preamp</th> <th>Aux</th> <th>APos</th> <th>TPos</th> <th>Remark</th> </tr> <tr> <th>Freq</th> <th>Level</th> <th>Line</th> <th>Margin</th> <th>Level</th> <th>Factor</th> <th>Loss</th> <th>Factor</th> <th>Factor</th> </tr> <tr> <th>MHz</th> <th>dBuV/m</th> <th>dBuV/m</th> <th>dB</th> <th>dBuV</th> <th>dB/m</th> <th>dB</th> <th>dB</th> <th>dB</th> </tr> </thead> <tbody> <tr> <td>1</td> <td>2467.00</td> <td>106.47</td> <td>54.00</td> <td>52.47</td> <td>90.06</td> <td>32.10</td> <td>9.00</td> <td>30.69</td> <td>6.00</td> <td>126</td> <td>133</td> <td>AVERAGE</td> </tr> </tbody> </table>	Limit	Read	Ant	Cable	Preamp	Aux	APos	TPos	Remark	Freq	Level	Line	Margin	Level	Factor	Loss	Factor	Factor	MHz	dBuV/m	dBuV/m	dB	dBuV	dB/m	dB	dB	dB	1	2467.00	106.47	54.00	52.47	90.06	32.10	9.00	30.69	6.00	126	133	AVERAGE
Limit	Read	Ant	Cable	Preamp	Aux	APos	TPos	Remark																																																																										
Freq	Level	Line	Margin	Level	Factor	Loss	Factor	Factor																																																																										
MHz	dBuV/m	dBuV/m	dB	dBuV	dB/m	dB	dB	dB																																																																										
1	2483.50	49.29	54.00	-4.71	32.76	32.13	9.05	30.65	6.00	126	133	AVERAGE																																																																						
Limit	Read	Ant	Cable	Preamp	Aux	APos	TPos	Remark																																																																										
Freq	Level	Line	Margin	Level	Factor	Loss	Factor	Factor																																																																										
MHz	dBuV/m	dBuV/m	dB	dBuV	dB/m	dB	dB	dB																																																																										
1	2467.00	106.47	54.00	52.47	90.06	32.10	9.00	30.69	6.00	126	133	AVERAGE																																																																						

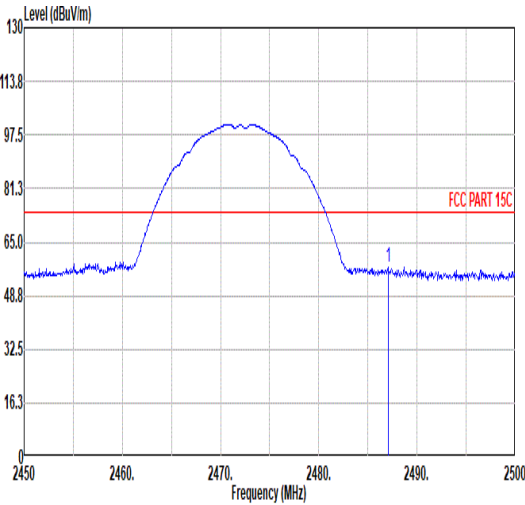
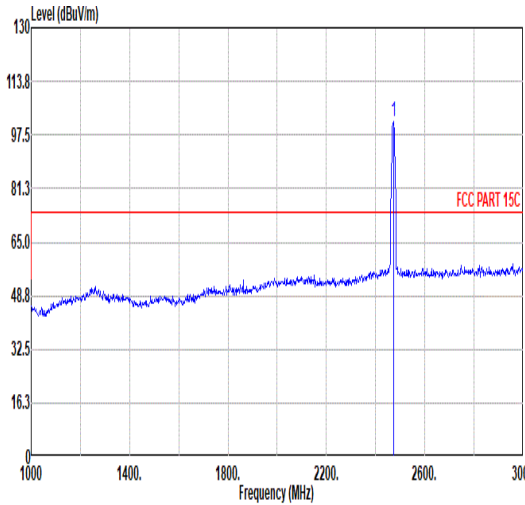
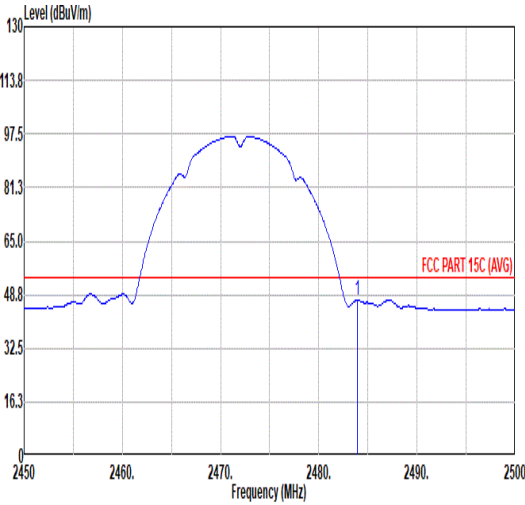
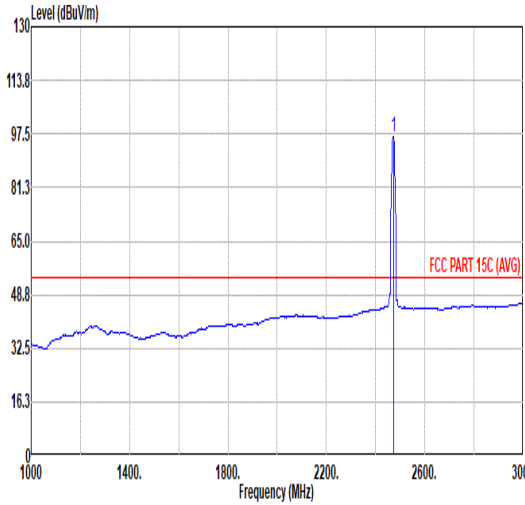


		72																																																																																								
Mode		Band Edge																																																																																								
		2400-2483.5_802.11b_CH12_2467MHz																																																																																								
ANT		2																																																																																								
Pol.	Vertical	Fundamental																																																																																								
Peak	<table border="1"> <thead> <tr> <th>Limit</th> <th>Read</th> <th>Ant</th> <th>Cable</th> <th>Preamp</th> <th>Aux</th> <th>APos</th> <th>TPos</th> <th>Remark</th> </tr> <tr> <th>Freq</th> <th>Level</th> <th>Line</th> <th>Margin</th> <th>Level</th> <th>Factor</th> <th>Loss</th> <th>Factor</th> <th>Factor</th> <th>cm</th> <th>deg</th> </tr> <tr> <th>MHz</th> <th>dBuV/m</th> <th>dBuV/m</th> <th>dB</th> <th>dBuV</th> <th>dB/m</th> <th>dB</th> <th>dB</th> <th>dB</th> <th>cm</th> <th>deg</th> </tr> </thead> <tbody> <tr> <td>1</td> <td>2483.60</td> <td>58.50</td> <td>74.00</td> <td>-15.50</td> <td>41.97</td> <td>32.13</td> <td>9.05</td> <td>30.65</td> <td>6.00</td> <td>125</td> <td>88</td> <td>PEAK</td> </tr> </tbody> </table>	Limit	Read	Ant	Cable	Preamp	Aux	APos	TPos	Remark	Freq	Level	Line	Margin	Level	Factor	Loss	Factor	Factor	cm	deg	MHz	dBuV/m	dBuV/m	dB	dBuV	dB/m	dB	dB	dB	cm	deg	1	2483.60	58.50	74.00	-15.50	41.97	32.13	9.05	30.65	6.00	125	88	PEAK	<table border="1"> <thead> <tr> <th>Limit</th> <th>Read</th> <th>Ant</th> <th>Cable</th> <th>Preamp</th> <th>Aux</th> <th>APos</th> <th>TPos</th> <th>Remark</th> </tr> <tr> <th>Freq</th> <th>Level</th> <th>Line</th> <th>Margin</th> <th>Level</th> <th>Factor</th> <th>Loss</th> <th>Factor</th> <th>Factor</th> <th>cm</th> <th>deg</th> </tr> <tr> <th>MHz</th> <th>dBuV/m</th> <th>dBuV/m</th> <th>dB</th> <th>dBuV</th> <th>dB/m</th> <th>dB</th> <th>dB</th> <th>dB</th> <th>cm</th> <th>deg</th> </tr> </thead> <tbody> <tr> <td>1</td> <td>2467.00</td> <td>109.50</td> <td>-----</td> <td>-----</td> <td>93.09</td> <td>32.10</td> <td>9.00</td> <td>30.69</td> <td>6.00</td> <td>125</td> <td>88</td> <td>PEAK</td> </tr> </tbody> </table>	Limit	Read	Ant	Cable	Preamp	Aux	APos	TPos	Remark	Freq	Level	Line	Margin	Level	Factor	Loss	Factor	Factor	cm	deg	MHz	dBuV/m	dBuV/m	dB	dBuV	dB/m	dB	dB	dB	cm	deg	1	2467.00	109.50	-----	-----	93.09	32.10	9.00	30.69	6.00	125	88	PEAK
	Limit	Read	Ant	Cable	Preamp	Aux	APos	TPos	Remark																																																																																	
Freq	Level	Line	Margin	Level	Factor	Loss	Factor	Factor	cm	deg																																																																																
MHz	dBuV/m	dBuV/m	dB	dBuV	dB/m	dB	dB	dB	cm	deg																																																																																
1	2483.60	58.50	74.00	-15.50	41.97	32.13	9.05	30.65	6.00	125	88	PEAK																																																																														
Limit	Read	Ant	Cable	Preamp	Aux	APos	TPos	Remark																																																																																		
Freq	Level	Line	Margin	Level	Factor	Loss	Factor	Factor	cm	deg																																																																																
MHz	dBuV/m	dBuV/m	dB	dBuV	dB/m	dB	dB	dB	cm	deg																																																																																
1	2467.00	109.50	-----	-----	93.09	32.10	9.00	30.69	6.00	125	88	PEAK																																																																														
Avg	<table border="1"> <thead> <tr> <th>Limit</th> <th>Read</th> <th>Ant</th> <th>Cable</th> <th>Preamp</th> <th>Aux</th> <th>APos</th> <th>TPos</th> <th>Remark</th> </tr> <tr> <th>Freq</th> <th>Level</th> <th>Line</th> <th>Margin</th> <th>Level</th> <th>Factor</th> <th>Loss</th> <th>Factor</th> <th>Factor</th> <th>cm</th> <th>deg</th> </tr> <tr> <th>MHz</th> <th>dBuV/m</th> <th>dBuV/m</th> <th>dB</th> <th>dBuV</th> <th>dB/m</th> <th>dB</th> <th>dB</th> <th>dB</th> <th>cm</th> <th>deg</th> </tr> </thead> <tbody> <tr> <td>1</td> <td>2483.50</td> <td>47.92</td> <td>54.00</td> <td>-6.08</td> <td>31.39</td> <td>32.13</td> <td>9.05</td> <td>30.65</td> <td>6.00</td> <td>125</td> <td>88</td> <td>AVERAGE</td> </tr> </tbody> </table>	Limit	Read	Ant	Cable	Preamp	Aux	APos	TPos	Remark	Freq	Level	Line	Margin	Level	Factor	Loss	Factor	Factor	cm	deg	MHz	dBuV/m	dBuV/m	dB	dBuV	dB/m	dB	dB	dB	cm	deg	1	2483.50	47.92	54.00	-6.08	31.39	32.13	9.05	30.65	6.00	125	88	AVERAGE	<table border="1"> <thead> <tr> <th>Limit</th> <th>Read</th> <th>Ant</th> <th>Cable</th> <th>Preamp</th> <th>Aux</th> <th>APos</th> <th>TPos</th> <th>Remark</th> </tr> <tr> <th>Freq</th> <th>Level</th> <th>Line</th> <th>Margin</th> <th>Level</th> <th>Factor</th> <th>Loss</th> <th>Factor</th> <th>Factor</th> <th>cm</th> <th>deg</th> </tr> <tr> <th>MHz</th> <th>dBuV/m</th> <th>dBuV/m</th> <th>dB</th> <th>dBuV</th> <th>dB/m</th> <th>dB</th> <th>dB</th> <th>dB</th> <th>cm</th> <th>deg</th> </tr> </thead> <tbody> <tr> <td>1</td> <td>2467.00</td> <td>104.99</td> <td>-----</td> <td>-----</td> <td>88.59</td> <td>32.10</td> <td>9.00</td> <td>30.70</td> <td>6.00</td> <td>125</td> <td>88</td> <td>AVERAGE</td> </tr> </tbody> </table>	Limit	Read	Ant	Cable	Preamp	Aux	APos	TPos	Remark	Freq	Level	Line	Margin	Level	Factor	Loss	Factor	Factor	cm	deg	MHz	dBuV/m	dBuV/m	dB	dBuV	dB/m	dB	dB	dB	cm	deg	1	2467.00	104.99	-----	-----	88.59	32.10	9.00	30.70	6.00	125	88	AVERAGE
	Limit	Read	Ant	Cable	Preamp	Aux	APos	TPos	Remark																																																																																	
Freq	Level	Line	Margin	Level	Factor	Loss	Factor	Factor	cm	deg																																																																																
MHz	dBuV/m	dBuV/m	dB	dBuV	dB/m	dB	dB	dB	cm	deg																																																																																
1	2483.50	47.92	54.00	-6.08	31.39	32.13	9.05	30.65	6.00	125	88	AVERAGE																																																																														
Limit	Read	Ant	Cable	Preamp	Aux	APos	TPos	Remark																																																																																		
Freq	Level	Line	Margin	Level	Factor	Loss	Factor	Factor	cm	deg																																																																																
MHz	dBuV/m	dBuV/m	dB	dBuV	dB/m	dB	dB	dB	cm	deg																																																																																
1	2467.00	104.99	-----	-----	88.59	32.10	9.00	30.70	6.00	125	88	AVERAGE																																																																														

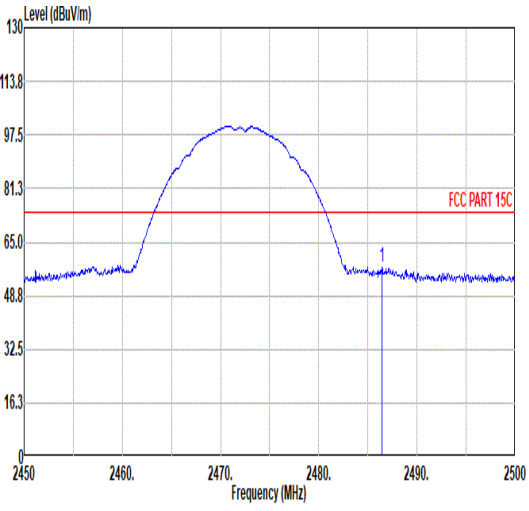
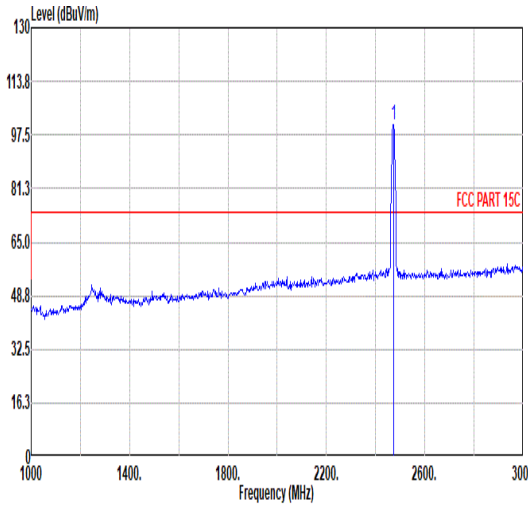
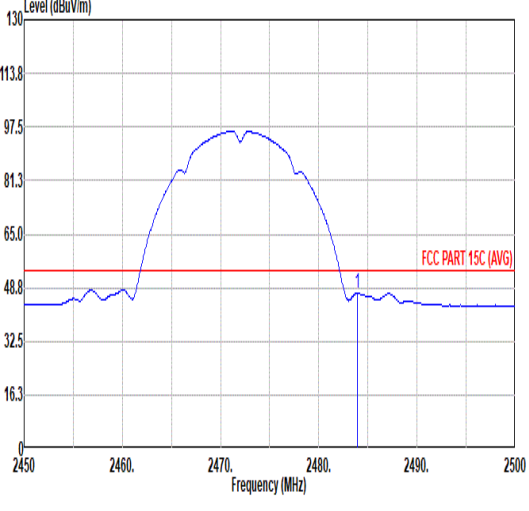
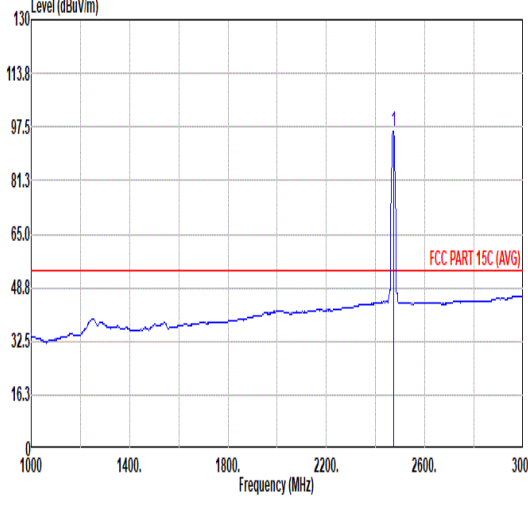


Mode	72																																																																																																										
	Harmonic																																																																																																										
	2400-2483.5_802.11b_CH12_2467MHz																																																																																																										
ANT	2																																																																																																										
Pol.	Horizontal	Vertical																																																																																																									
Peak Avg																																																																																																											
	<table border="1"> <thead> <tr> <th>Limit</th> <th>Read</th> <th>Ant</th> <th>Cable</th> <th>Preamp</th> <th>Aux</th> <th>APos</th> <th>TPos</th> <th>Remark</th> </tr> <tr> <th>Freq</th> <th>Level</th> <th>Line</th> <th>Margin</th> <th>Level</th> <th>Factor</th> <th>Loss</th> <th>Factor</th> <th>Factor</th> </tr> <tr> <th>MHz</th> <th>dBuV/m</th> <th>dBuV/m</th> <th>dB</th> <th>dBuV</th> <th>dB/m</th> <th>dB</th> <th>dB</th> <th>dB</th> </tr> </thead> <tbody> <tr> <td>1</td> <td>4934.00</td> <td>40.29</td> <td>74.00</td> <td>-33.71</td> <td>59.39</td> <td>34.10</td> <td>12.24</td> <td>65.44</td> <td>0.00</td> <td>---</td> <td>---</td> <td>PEAK</td> </tr> <tr> <td>2</td> <td>7401.00</td> <td>43.13</td> <td>74.00</td> <td>-30.87</td> <td>57.84</td> <td>35.80</td> <td>14.79</td> <td>65.30</td> <td>0.00</td> <td>---</td> <td>---</td> <td>PEAK</td> </tr> </tbody> </table>	Limit	Read	Ant	Cable	Preamp	Aux	APos	TPos	Remark	Freq	Level	Line	Margin	Level	Factor	Loss	Factor	Factor	MHz	dBuV/m	dBuV/m	dB	dBuV	dB/m	dB	dB	dB	1	4934.00	40.29	74.00	-33.71	59.39	34.10	12.24	65.44	0.00	---	---	PEAK	2	7401.00	43.13	74.00	-30.87	57.84	35.80	14.79	65.30	0.00	---	---	PEAK	<table border="1"> <thead> <tr> <th>Limit</th> <th>Read</th> <th>Ant</th> <th>Cable</th> <th>Preamp</th> <th>Aux</th> <th>APos</th> <th>TPos</th> <th>Remark</th> </tr> <tr> <th>Freq</th> <th>Level</th> <th>Line</th> <th>Margin</th> <th>Level</th> <th>Factor</th> <th>Loss</th> <th>Factor</th> <th>Factor</th> </tr> <tr> <th>MHz</th> <th>dBuV/m</th> <th>dBuV/m</th> <th>dB</th> <th>dBuV</th> <th>dB/m</th> <th>dB</th> <th>dB</th> <th>dB</th> </tr> </thead> <tbody> <tr> <td>1</td> <td>4934.00</td> <td>40.83</td> <td>74.00</td> <td>-33.17</td> <td>59.93</td> <td>34.10</td> <td>12.24</td> <td>65.44</td> <td>0.00</td> <td>---</td> <td>---</td> <td>PEAK</td> </tr> <tr> <td>2</td> <td>7401.00</td> <td>42.27</td> <td>74.00</td> <td>-31.73</td> <td>56.98</td> <td>35.80</td> <td>14.79</td> <td>65.30</td> <td>0.00</td> <td>---</td> <td>---</td> <td>PEAK</td> </tr> </tbody> </table>	Limit	Read	Ant	Cable	Preamp	Aux	APos	TPos	Remark	Freq	Level	Line	Margin	Level	Factor	Loss	Factor	Factor	MHz	dBuV/m	dBuV/m	dB	dBuV	dB/m	dB	dB	dB	1	4934.00	40.83	74.00	-33.17	59.93	34.10	12.24	65.44	0.00	---	---	PEAK	2	7401.00	42.27	74.00	-31.73	56.98	35.80	14.79	65.30	0.00	---	---
Limit	Read	Ant	Cable	Preamp	Aux	APos	TPos	Remark																																																																																																			
Freq	Level	Line	Margin	Level	Factor	Loss	Factor	Factor																																																																																																			
MHz	dBuV/m	dBuV/m	dB	dBuV	dB/m	dB	dB	dB																																																																																																			
1	4934.00	40.29	74.00	-33.71	59.39	34.10	12.24	65.44	0.00	---	---	PEAK																																																																																															
2	7401.00	43.13	74.00	-30.87	57.84	35.80	14.79	65.30	0.00	---	---	PEAK																																																																																															
Limit	Read	Ant	Cable	Preamp	Aux	APos	TPos	Remark																																																																																																			
Freq	Level	Line	Margin	Level	Factor	Loss	Factor	Factor																																																																																																			
MHz	dBuV/m	dBuV/m	dB	dBuV	dB/m	dB	dB	dB																																																																																																			
1	4934.00	40.83	74.00	-33.17	59.93	34.10	12.24	65.44	0.00	---	---	PEAK																																																																																															
2	7401.00	42.27	74.00	-31.73	56.98	35.80	14.79	65.30	0.00	---	---	PEAK																																																																																															



Mode	73																																																																																	
	Band Edge																																																																																	
	2400-2483.5_802.11b_CH13_2472MHz																																																																																	
ANT	2																																																																																	
Pol.	Horizontal	Fundamental																																																																																
Peak	 <table border="1"> <thead> <tr> <th>Limit</th> <th>Over</th> <th>Read</th> <th>Ant</th> <th>Cable</th> <th>Preamp</th> <th>Aux</th> <th>APos</th> <th>TPos</th> </tr> <tr> <th>Freq</th> <th>Level</th> <th>Line</th> <th>Limit</th> <th>Level</th> <th>Factor</th> <th>Loss</th> <th>Factor</th> <th>Factor</th> </tr> <tr> <th>MHz</th> <th>dBuV/m</th> <th>dBuV/m</th> <th>dB</th> <th>dBuV</th> <th>dB/m</th> <th>dB</th> <th>dB</th> <th>dB</th> </tr> </thead> <tbody> <tr> <td>1</td> <td>2487.05</td> <td>57.38</td> <td>74.00</td> <td>-16.62</td> <td>40.98</td> <td>32.40</td> <td>8.88</td> <td>30.88</td> <td>6.00</td> <td>138</td> <td>37</td> <td>PEAK</td> </tr> </tbody> </table>	Limit	Over	Read	Ant	Cable	Preamp	Aux	APos	TPos	Freq	Level	Line	Limit	Level	Factor	Loss	Factor	Factor	MHz	dBuV/m	dBuV/m	dB	dBuV	dB/m	dB	dB	dB	1	2487.05	57.38	74.00	-16.62	40.98	32.40	8.88	30.88	6.00	138	37	PEAK	 <table border="1"> <thead> <tr> <th>Limit</th> <th>Over</th> <th>Read</th> <th>Ant</th> <th>Cable</th> <th>Preamp</th> <th>Aux</th> <th>APos</th> <th>TPos</th> </tr> <tr> <th>Freq</th> <th>Level</th> <th>Line</th> <th>Limit</th> <th>Level</th> <th>Factor</th> <th>Loss</th> <th>Factor</th> <th>Factor</th> </tr> <tr> <th>MHz</th> <th>dBuV/m</th> <th>dBuV/m</th> <th>dB</th> <th>dBuV</th> <th>dB/m</th> <th>dB</th> <th>dB</th> <th>dB</th> </tr> </thead> <tbody> <tr> <td>1</td> <td>2472.00</td> <td>101.38</td> <td>-----</td> <td>-----</td> <td>84.98</td> <td>32.40</td> <td>8.89</td> <td>30.89</td> <td>6.00</td> <td>138</td> <td>37</td> <td>PEAK</td> </tr> </tbody> </table>	Limit	Over	Read	Ant	Cable	Preamp	Aux	APos	TPos	Freq	Level	Line	Limit	Level	Factor	Loss	Factor	Factor	MHz	dBuV/m	dBuV/m	dB	dBuV	dB/m	dB	dB	dB	1	2472.00	101.38	-----	-----	84.98	32.40	8.89	30.89	6.00	138	37	PEAK
	Limit	Over	Read	Ant	Cable	Preamp	Aux	APos	TPos																																																																									
Freq	Level	Line	Limit	Level	Factor	Loss	Factor	Factor																																																																										
MHz	dBuV/m	dBuV/m	dB	dBuV	dB/m	dB	dB	dB																																																																										
1	2487.05	57.38	74.00	-16.62	40.98	32.40	8.88	30.88	6.00	138	37	PEAK																																																																						
Limit	Over	Read	Ant	Cable	Preamp	Aux	APos	TPos																																																																										
Freq	Level	Line	Limit	Level	Factor	Loss	Factor	Factor																																																																										
MHz	dBuV/m	dBuV/m	dB	dBuV	dB/m	dB	dB	dB																																																																										
1	2472.00	101.38	-----	-----	84.98	32.40	8.89	30.89	6.00	138	37	PEAK																																																																						
Avg	 <table border="1"> <thead> <tr> <th>Limit</th> <th>Over</th> <th>Read</th> <th>Ant</th> <th>Cable</th> <th>Preamp</th> <th>Aux</th> <th>APos</th> <th>TPos</th> </tr> <tr> <th>Freq</th> <th>Level</th> <th>Line</th> <th>Limit</th> <th>Level</th> <th>Factor</th> <th>Loss</th> <th>Factor</th> <th>Factor</th> </tr> <tr> <th>MHz</th> <th>dBuV/m</th> <th>dBuV/m</th> <th>dB</th> <th>dBuV</th> <th>dB/m</th> <th>dB</th> <th>dB</th> <th>dB</th> </tr> </thead> <tbody> <tr> <td>1</td> <td>2483.90</td> <td>47.07</td> <td>54.00</td> <td>-6.93</td> <td>30.67</td> <td>32.40</td> <td>8.88</td> <td>30.88</td> <td>6.00</td> <td>138</td> <td>37</td> <td>AVERAGE</td> </tr> </tbody> </table>	Limit	Over	Read	Ant	Cable	Preamp	Aux	APos	TPos	Freq	Level	Line	Limit	Level	Factor	Loss	Factor	Factor	MHz	dBuV/m	dBuV/m	dB	dBuV	dB/m	dB	dB	dB	1	2483.90	47.07	54.00	-6.93	30.67	32.40	8.88	30.88	6.00	138	37	AVERAGE	 <table border="1"> <thead> <tr> <th>Limit</th> <th>Over</th> <th>Read</th> <th>Ant</th> <th>Cable</th> <th>Preamp</th> <th>Aux</th> <th>APos</th> <th>TPos</th> </tr> <tr> <th>Freq</th> <th>Level</th> <th>Line</th> <th>Limit</th> <th>Level</th> <th>Factor</th> <th>Loss</th> <th>Factor</th> <th>Factor</th> </tr> <tr> <th>MHz</th> <th>dBuV/m</th> <th>dBuV/m</th> <th>dB</th> <th>dBuV</th> <th>dB/m</th> <th>dB</th> <th>dB</th> <th>dB</th> </tr> </thead> <tbody> <tr> <td>1</td> <td>2472.00</td> <td>96.86</td> <td>-----</td> <td>-----</td> <td>80.46</td> <td>32.40</td> <td>8.89</td> <td>30.89</td> <td>6.00</td> <td>138</td> <td>37</td> <td>AVERAGE</td> </tr> </tbody> </table>	Limit	Over	Read	Ant	Cable	Preamp	Aux	APos	TPos	Freq	Level	Line	Limit	Level	Factor	Loss	Factor	Factor	MHz	dBuV/m	dBuV/m	dB	dBuV	dB/m	dB	dB	dB	1	2472.00	96.86	-----	-----	80.46	32.40	8.89	30.89	6.00	138	37	AVERAGE
Limit	Over	Read	Ant	Cable	Preamp	Aux	APos	TPos																																																																										
Freq	Level	Line	Limit	Level	Factor	Loss	Factor	Factor																																																																										
MHz	dBuV/m	dBuV/m	dB	dBuV	dB/m	dB	dB	dB																																																																										
1	2483.90	47.07	54.00	-6.93	30.67	32.40	8.88	30.88	6.00	138	37	AVERAGE																																																																						
Limit	Over	Read	Ant	Cable	Preamp	Aux	APos	TPos																																																																										
Freq	Level	Line	Limit	Level	Factor	Loss	Factor	Factor																																																																										
MHz	dBuV/m	dBuV/m	dB	dBuV	dB/m	dB	dB	dB																																																																										
1	2472.00	96.86	-----	-----	80.46	32.40	8.89	30.89	6.00	138	37	AVERAGE																																																																						



		73																																																																																																		
Mode	Band Edge																																																																																																			
	2400-2483.5_802.11b_CH13_2472MHz																																																																																																			
ANT	2																																																																																																			
Pol.	Vertical	Fundamental																																																																																																		
Peak	 <p>Level (dBuV/m)</p> <p>Frequency (MHz)</p> <p>FCC PART 15C</p> <table border="1"> <thead> <tr> <th>Limit</th> <th>Over</th> <th>Read</th> <th>Ant</th> <th>Cable</th> <th>Preamp</th> <th>Aux</th> <th>APos</th> <th>TPos</th> </tr> <tr> <th>Freq</th> <th>Level</th> <th>Line</th> <th>Limit</th> <th>Level</th> <th>Factor</th> <th>Loss</th> <th>Factor</th> <th>Factor</th> </tr> <tr> <th>MHz</th> <th>dBuV/m</th> <th>dBuV/m</th> <th>dB</th> <th>dBuV</th> <th>dB/m</th> <th>dB</th> <th>dB</th> <th>dB</th> </tr> <tr> <th>cm</th> <th>deg</th> <th>Remark</th> <th colspan="6"></th> </tr> </thead> <tbody> <tr> <td>1</td> <td>2486.40</td> <td>57.37</td> <td>74.00</td> <td>-16.63</td> <td>40.97</td> <td>32.40</td> <td>8.88</td> <td>30.88</td> <td>6.00</td> <td>201</td> <td>120</td> <td>PEAK</td> </tr> </tbody> </table>	Limit	Over	Read	Ant	Cable	Preamp	Aux	APos	TPos	Freq	Level	Line	Limit	Level	Factor	Loss	Factor	Factor	MHz	dBuV/m	dBuV/m	dB	dBuV	dB/m	dB	dB	dB	cm	deg	Remark							1	2486.40	57.37	74.00	-16.63	40.97	32.40	8.88	30.88	6.00	201	120	PEAK	 <p>Level (dBuV/m)</p> <p>Frequency (MHz)</p> <p>FCC PART 15C</p> <table border="1"> <thead> <tr> <th>Limit</th> <th>Over</th> <th>Read</th> <th>Ant</th> <th>Cable</th> <th>Preamp</th> <th>Aux</th> <th>APos</th> <th>TPos</th> </tr> <tr> <th>Freq</th> <th>Level</th> <th>Line</th> <th>Limit</th> <th>Level</th> <th>Factor</th> <th>Loss</th> <th>Factor</th> <th>Factor</th> </tr> <tr> <th>MHz</th> <th>dBuV/m</th> <th>dBuV/m</th> <th>dB</th> <th>dBuV</th> <th>dB/m</th> <th>dB</th> <th>dB</th> <th>dB</th> </tr> <tr> <th>cm</th> <th>deg</th> <th>Remark</th> <th colspan="6"></th> </tr> </thead> <tbody> <tr> <td>1</td> <td>2472.00</td> <td>100.75</td> <td>-----</td> <td>-----</td> <td>84.35</td> <td>32.40</td> <td>8.89</td> <td>30.89</td> <td>6.00</td> <td>201</td> <td>120</td> <td>PEAK</td> </tr> </tbody> </table>	Limit	Over	Read	Ant	Cable	Preamp	Aux	APos	TPos	Freq	Level	Line	Limit	Level	Factor	Loss	Factor	Factor	MHz	dBuV/m	dBuV/m	dB	dBuV	dB/m	dB	dB	dB	cm	deg	Remark							1	2472.00	100.75	-----	-----	84.35	32.40	8.89	30.89	6.00	201	120	PEAK
	Limit	Over	Read	Ant	Cable	Preamp	Aux	APos	TPos																																																																																											
Freq	Level	Line	Limit	Level	Factor	Loss	Factor	Factor																																																																																												
MHz	dBuV/m	dBuV/m	dB	dBuV	dB/m	dB	dB	dB																																																																																												
cm	deg	Remark																																																																																																		
1	2486.40	57.37	74.00	-16.63	40.97	32.40	8.88	30.88	6.00	201	120	PEAK																																																																																								
Limit	Over	Read	Ant	Cable	Preamp	Aux	APos	TPos																																																																																												
Freq	Level	Line	Limit	Level	Factor	Loss	Factor	Factor																																																																																												
MHz	dBuV/m	dBuV/m	dB	dBuV	dB/m	dB	dB	dB																																																																																												
cm	deg	Remark																																																																																																		
1	2472.00	100.75	-----	-----	84.35	32.40	8.89	30.89	6.00	201	120	PEAK																																																																																								
Avg	 <p>Level (dBuV/m)</p> <p>Frequency (MHz)</p> <p>FCC PART 15C (AVG)</p> <table border="1"> <thead> <tr> <th>Limit</th> <th>Over</th> <th>Read</th> <th>Ant</th> <th>Cable</th> <th>Preamp</th> <th>Aux</th> <th>APos</th> <th>TPos</th> </tr> <tr> <th>Freq</th> <th>Level</th> <th>Line</th> <th>Limit</th> <th>Level</th> <th>Factor</th> <th>Loss</th> <th>Factor</th> <th>Factor</th> </tr> <tr> <th>MHz</th> <th>dBuV/m</th> <th>dBuV/m</th> <th>dB</th> <th>dBuV</th> <th>dB/m</th> <th>dB</th> <th>dB</th> <th>dB</th> </tr> <tr> <th>cm</th> <th>deg</th> <th>Remark</th> <th colspan="6"></th> </tr> </thead> <tbody> <tr> <td>1</td> <td>2483.90</td> <td>47.25</td> <td>54.00</td> <td>-6.75</td> <td>30.85</td> <td>32.40</td> <td>8.88</td> <td>30.88</td> <td>6.00</td> <td>201</td> <td>120</td> <td>AVERAGE</td> </tr> </tbody> </table>	Limit	Over	Read	Ant	Cable	Preamp	Aux	APos	TPos	Freq	Level	Line	Limit	Level	Factor	Loss	Factor	Factor	MHz	dBuV/m	dBuV/m	dB	dBuV	dB/m	dB	dB	dB	cm	deg	Remark							1	2483.90	47.25	54.00	-6.75	30.85	32.40	8.88	30.88	6.00	201	120	AVERAGE	 <p>Level (dBuV/m)</p> <p>Frequency (MHz)</p> <p>FCC PART 15C (AVG)</p> <table border="1"> <thead> <tr> <th>Limit</th> <th>Over</th> <th>Read</th> <th>Ant</th> <th>Cable</th> <th>Preamp</th> <th>Aux</th> <th>APos</th> <th>TPos</th> </tr> <tr> <th>Freq</th> <th>Level</th> <th>Line</th> <th>Limit</th> <th>Level</th> <th>Factor</th> <th>Loss</th> <th>Factor</th> <th>Factor</th> </tr> <tr> <th>MHz</th> <th>dBuV/m</th> <th>dBuV/m</th> <th>dB</th> <th>dBuV</th> <th>dB/m</th> <th>dB</th> <th>dB</th> <th>dB</th> </tr> <tr> <th>cm</th> <th>deg</th> <th>Remark</th> <th colspan="6"></th> </tr> </thead> <tbody> <tr> <td>1</td> <td>2472.00</td> <td>96.25</td> <td>-----</td> <td>-----</td> <td>79.85</td> <td>32.40</td> <td>8.89</td> <td>30.89</td> <td>6.00</td> <td>201</td> <td>120</td> <td>AVERAGE</td> </tr> </tbody> </table>	Limit	Over	Read	Ant	Cable	Preamp	Aux	APos	TPos	Freq	Level	Line	Limit	Level	Factor	Loss	Factor	Factor	MHz	dBuV/m	dBuV/m	dB	dBuV	dB/m	dB	dB	dB	cm	deg	Remark							1	2472.00	96.25	-----	-----	79.85	32.40	8.89	30.89	6.00	201	120	AVERAGE
Limit	Over	Read	Ant	Cable	Preamp	Aux	APos	TPos																																																																																												
Freq	Level	Line	Limit	Level	Factor	Loss	Factor	Factor																																																																																												
MHz	dBuV/m	dBuV/m	dB	dBuV	dB/m	dB	dB	dB																																																																																												
cm	deg	Remark																																																																																																		
1	2483.90	47.25	54.00	-6.75	30.85	32.40	8.88	30.88	6.00	201	120	AVERAGE																																																																																								
Limit	Over	Read	Ant	Cable	Preamp	Aux	APos	TPos																																																																																												
Freq	Level	Line	Limit	Level	Factor	Loss	Factor	Factor																																																																																												
MHz	dBuV/m	dBuV/m	dB	dBuV	dB/m	dB	dB	dB																																																																																												
cm	deg	Remark																																																																																																		
1	2472.00	96.25	-----	-----	79.85	32.40	8.89	30.89	6.00	201	120	AVERAGE																																																																																								



Mode	73																																																																																																										
	Harmonic																																																																																																										
	2400-2483.5_802.11b_CH13_2472MHz																																																																																																										
ANT	2																																																																																																										
Pol.	Horizontal	Vertical																																																																																																									
Peak Avg																																																																																																											
	<table border="1"> <thead> <tr> <th>Limit</th> <th>Read</th> <th>Ant</th> <th>Cable</th> <th>Preamp</th> <th>Aux</th> <th>APos</th> <th>TPos</th> <th>Remark</th> </tr> <tr> <th>Freq</th> <th>Level</th> <th>Line</th> <th>Margin</th> <th>Level</th> <th>Factor</th> <th>Loss</th> <th>Factor</th> <th>Factor</th> </tr> <tr> <th>MHz</th> <th>dBuV/m</th> <th>dBuV/m</th> <th>dB</th> <th>dBuV</th> <th>dB/m</th> <th>dB</th> <th>dB</th> <th>dB</th> </tr> </thead> <tbody> <tr> <td>1</td> <td>4944.00</td> <td>41.37</td> <td>74.00</td> <td>-32.63</td> <td>60.46</td> <td>34.10</td> <td>12.25</td> <td>65.44</td> <td>0.00</td> <td>---</td> <td>---</td> <td>PEAK</td> </tr> <tr> <td>2</td> <td>7416.00</td> <td>42.92</td> <td>74.00</td> <td>-31.08</td> <td>57.59</td> <td>35.80</td> <td>14.84</td> <td>65.31</td> <td>0.00</td> <td>---</td> <td>---</td> <td>PEAK</td> </tr> </tbody> </table>	Limit	Read	Ant	Cable	Preamp	Aux	APos	TPos	Remark	Freq	Level	Line	Margin	Level	Factor	Loss	Factor	Factor	MHz	dBuV/m	dBuV/m	dB	dBuV	dB/m	dB	dB	dB	1	4944.00	41.37	74.00	-32.63	60.46	34.10	12.25	65.44	0.00	---	---	PEAK	2	7416.00	42.92	74.00	-31.08	57.59	35.80	14.84	65.31	0.00	---	---	PEAK	<table border="1"> <thead> <tr> <th>Limit</th> <th>Read</th> <th>Ant</th> <th>Cable</th> <th>Preamp</th> <th>Aux</th> <th>APos</th> <th>TPos</th> <th>Remark</th> </tr> <tr> <th>Freq</th> <th>Level</th> <th>Line</th> <th>Margin</th> <th>Level</th> <th>Factor</th> <th>Loss</th> <th>Factor</th> <th>Factor</th> </tr> <tr> <th>MHz</th> <th>dBuV/m</th> <th>dBuV/m</th> <th>dB</th> <th>dBuV</th> <th>dB/m</th> <th>dB</th> <th>dB</th> <th>dB</th> </tr> </thead> <tbody> <tr> <td>1</td> <td>4944.00</td> <td>41.34</td> <td>74.00</td> <td>-32.66</td> <td>60.43</td> <td>34.10</td> <td>12.25</td> <td>65.44</td> <td>0.00</td> <td>---</td> <td>---</td> <td>PEAK</td> </tr> <tr> <td>2</td> <td>7416.00</td> <td>42.52</td> <td>74.00</td> <td>-31.48</td> <td>57.19</td> <td>35.80</td> <td>14.84</td> <td>65.31</td> <td>0.00</td> <td>---</td> <td>---</td> <td>PEAK</td> </tr> </tbody> </table>	Limit	Read	Ant	Cable	Preamp	Aux	APos	TPos	Remark	Freq	Level	Line	Margin	Level	Factor	Loss	Factor	Factor	MHz	dBuV/m	dBuV/m	dB	dBuV	dB/m	dB	dB	dB	1	4944.00	41.34	74.00	-32.66	60.43	34.10	12.25	65.44	0.00	---	---	PEAK	2	7416.00	42.52	74.00	-31.48	57.19	35.80	14.84	65.31	0.00	---	---
Limit	Read	Ant	Cable	Preamp	Aux	APos	TPos	Remark																																																																																																			
Freq	Level	Line	Margin	Level	Factor	Loss	Factor	Factor																																																																																																			
MHz	dBuV/m	dBuV/m	dB	dBuV	dB/m	dB	dB	dB																																																																																																			
1	4944.00	41.37	74.00	-32.63	60.46	34.10	12.25	65.44	0.00	---	---	PEAK																																																																																															
2	7416.00	42.92	74.00	-31.08	57.59	35.80	14.84	65.31	0.00	---	---	PEAK																																																																																															
Limit	Read	Ant	Cable	Preamp	Aux	APos	TPos	Remark																																																																																																			
Freq	Level	Line	Margin	Level	Factor	Loss	Factor	Factor																																																																																																			
MHz	dBuV/m	dBuV/m	dB	dBuV	dB/m	dB	dB	dB																																																																																																			
1	4944.00	41.34	74.00	-32.66	60.43	34.10	12.25	65.44	0.00	---	---	PEAK																																																																																															
2	7416.00	42.52	74.00	-31.48	57.19	35.80	14.84	65.31	0.00	---	---	PEAK																																																																																															



Mode	74																																																																																		
	Band Edge																																																																																		
	2400-2483.5_802.11g_CH01_2412MHz																																																																																		
ANT	2																																																																																		
Pol.	Horizontal	Fundamental																																																																																	
Peak	<table border="1"> <thead> <tr> <th>Limit</th> <th>Over</th> <th>Read</th> <th>Ant</th> <th>Cable</th> <th>Preamp</th> <th>Aux</th> <th>APos</th> <th>TPos</th> </tr> <tr> <th>Freq</th> <th>Level</th> <th>Line</th> <th>Level</th> <th>Factor</th> <th>Loss</th> <th>Factor</th> <th>Factor</th> <th>Remark</th> </tr> <tr> <th>MHz</th> <th>dBuV/m</th> <th>dBuV/m</th> <th>dB</th> <th>dBuV</th> <th>dB/m</th> <th>dB</th> <th>dB</th> <th>cm</th> <th>deg</th> </tr> </thead> <tbody> <tr> <td>1</td> <td>2389.82</td> <td>70.12</td> <td>74.00</td> <td>-3.88</td> <td>53.81</td> <td>32.38</td> <td>8.88</td> <td>30.95</td> <td>6.00</td> <td>100</td> <td>39</td> <td>PEAK</td> </tr> </tbody> </table>	Limit	Over	Read	Ant	Cable	Preamp	Aux	APos	TPos	Freq	Level	Line	Level	Factor	Loss	Factor	Factor	Remark	MHz	dBuV/m	dBuV/m	dB	dBuV	dB/m	dB	dB	cm	deg	1	2389.82	70.12	74.00	-3.88	53.81	32.38	8.88	30.95	6.00	100	39	PEAK	<table border="1"> <thead> <tr> <th>Limit</th> <th>Over</th> <th>Read</th> <th>Ant</th> <th>Cable</th> <th>Preamp</th> <th>Aux</th> <th>APos</th> <th>TPos</th> </tr> <tr> <th>Freq</th> <th>Level</th> <th>Line</th> <th>Level</th> <th>Factor</th> <th>Loss</th> <th>Factor</th> <th>Factor</th> <th>Remark</th> </tr> <tr> <th>MHz</th> <th>dBuV/m</th> <th>dBuV/m</th> <th>dB</th> <th>dBuV</th> <th>dB/m</th> <th>dB</th> <th>dB</th> <th>cm</th> <th>deg</th> </tr> </thead> <tbody> <tr> <td>1</td> <td>2412.00</td> <td>105.95</td> <td>-----</td> <td>89.55</td> <td>32.40</td> <td>8.93</td> <td>30.93</td> <td>6.00</td> <td>100</td> <td>39</td> <td>PEAK</td> </tr> </tbody> </table>	Limit	Over	Read	Ant	Cable	Preamp	Aux	APos	TPos	Freq	Level	Line	Level	Factor	Loss	Factor	Factor	Remark	MHz	dBuV/m	dBuV/m	dB	dBuV	dB/m	dB	dB	cm	deg	1	2412.00	105.95	-----	89.55	32.40	8.93	30.93	6.00	100	39	PEAK
	Limit	Over	Read	Ant	Cable	Preamp	Aux	APos	TPos																																																																										
Freq	Level	Line	Level	Factor	Loss	Factor	Factor	Remark																																																																											
MHz	dBuV/m	dBuV/m	dB	dBuV	dB/m	dB	dB	cm	deg																																																																										
1	2389.82	70.12	74.00	-3.88	53.81	32.38	8.88	30.95	6.00	100	39	PEAK																																																																							
Limit	Over	Read	Ant	Cable	Preamp	Aux	APos	TPos																																																																											
Freq	Level	Line	Level	Factor	Loss	Factor	Factor	Remark																																																																											
MHz	dBuV/m	dBuV/m	dB	dBuV	dB/m	dB	dB	cm	deg																																																																										
1	2412.00	105.95	-----	89.55	32.40	8.93	30.93	6.00	100	39	PEAK																																																																								
Avg	<table border="1"> <thead> <tr> <th>Limit</th> <th>Over</th> <th>Read</th> <th>Ant</th> <th>Cable</th> <th>Preamp</th> <th>Aux</th> <th>APos</th> <th>TPos</th> </tr> <tr> <th>Freq</th> <th>Level</th> <th>Line</th> <th>Level</th> <th>Factor</th> <th>Loss</th> <th>Factor</th> <th>Factor</th> <th>Remark</th> </tr> <tr> <th>MHz</th> <th>dBuV/m</th> <th>dBuV/m</th> <th>dB</th> <th>dBuV</th> <th>dB/m</th> <th>dB</th> <th>dB</th> <th>cm</th> <th>deg</th> </tr> </thead> <tbody> <tr> <td>1</td> <td>2389.30</td> <td>48.96</td> <td>54.00</td> <td>-5.04</td> <td>32.65</td> <td>32.38</td> <td>8.88</td> <td>30.95</td> <td>6.00</td> <td>100</td> <td>39</td> <td>AVERAGE</td> </tr> </tbody> </table>	Limit	Over	Read	Ant	Cable	Preamp	Aux	APos	TPos	Freq	Level	Line	Level	Factor	Loss	Factor	Factor	Remark	MHz	dBuV/m	dBuV/m	dB	dBuV	dB/m	dB	dB	cm	deg	1	2389.30	48.96	54.00	-5.04	32.65	32.38	8.88	30.95	6.00	100	39	AVERAGE	<table border="1"> <thead> <tr> <th>Limit</th> <th>Over</th> <th>Read</th> <th>Ant</th> <th>Cable</th> <th>Preamp</th> <th>Aux</th> <th>APos</th> <th>TPos</th> </tr> <tr> <th>Freq</th> <th>Level</th> <th>Line</th> <th>Level</th> <th>Factor</th> <th>Loss</th> <th>Factor</th> <th>Factor</th> <th>Remark</th> </tr> <tr> <th>MHz</th> <th>dBuV/m</th> <th>dBuV/m</th> <th>dB</th> <th>dBuV</th> <th>dB/m</th> <th>dB</th> <th>dB</th> <th>cm</th> <th>deg</th> </tr> </thead> <tbody> <tr> <td>1</td> <td>2412.00</td> <td>95.97</td> <td>-----</td> <td>79.58</td> <td>32.40</td> <td>8.92</td> <td>30.93</td> <td>6.00</td> <td>100</td> <td>39</td> <td>AVERAGE</td> </tr> </tbody> </table>	Limit	Over	Read	Ant	Cable	Preamp	Aux	APos	TPos	Freq	Level	Line	Level	Factor	Loss	Factor	Factor	Remark	MHz	dBuV/m	dBuV/m	dB	dBuV	dB/m	dB	dB	cm	deg	1	2412.00	95.97	-----	79.58	32.40	8.92	30.93	6.00	100	39	AVERAGE
Limit	Over	Read	Ant	Cable	Preamp	Aux	APos	TPos																																																																											
Freq	Level	Line	Level	Factor	Loss	Factor	Factor	Remark																																																																											
MHz	dBuV/m	dBuV/m	dB	dBuV	dB/m	dB	dB	cm	deg																																																																										
1	2389.30	48.96	54.00	-5.04	32.65	32.38	8.88	30.95	6.00	100	39	AVERAGE																																																																							
Limit	Over	Read	Ant	Cable	Preamp	Aux	APos	TPos																																																																											
Freq	Level	Line	Level	Factor	Loss	Factor	Factor	Remark																																																																											
MHz	dBuV/m	dBuV/m	dB	dBuV	dB/m	dB	dB	cm	deg																																																																										
1	2412.00	95.97	-----	79.58	32.40	8.92	30.93	6.00	100	39	AVERAGE																																																																								



Mode	74																																																																																
	Band Edge																																																																																
	2400-2483.5_802.11g_CH01_2412MHz																																																																																
ANT	2																																																																																
Pol.	Vertical	Fundamental																																																																															
Peak	<table border="1"> <thead> <tr> <th>Limit</th> <th>Over</th> <th>Read</th> <th>Ant</th> <th>Cable</th> <th>Preamp</th> <th>Aux</th> <th>APos</th> <th>TPos</th> </tr> <tr> <th>Freq</th> <th>Level</th> <th>Line</th> <th>Limit</th> <th>Level</th> <th>Factor</th> <th>Loss</th> <th>Factor</th> <th>Factor</th> </tr> <tr> <th>MHz</th> <th>dBuV/m</th> <th>dBuV/m</th> <th>dB</th> <th>dBuV</th> <th>dB/m</th> <th>dB</th> <th>dB</th> <th>dB</th> </tr> </thead> <tbody> <tr> <td>1</td> <td>2389.69</td> <td>69.49</td> <td>74.00</td> <td>-4.51</td> <td>53.18</td> <td>32.38</td> <td>8.88</td> <td>30.95</td> <td>6.00</td> <td>237</td> <td>107</td> <td>PEAK</td> </tr> </tbody> </table>	Limit	Over	Read	Ant	Cable	Preamp	Aux	APos	TPos	Freq	Level	Line	Limit	Level	Factor	Loss	Factor	Factor	MHz	dBuV/m	dBuV/m	dB	dBuV	dB/m	dB	dB	dB	1	2389.69	69.49	74.00	-4.51	53.18	32.38	8.88	30.95	6.00	237	107	PEAK	<table border="1"> <thead> <tr> <th>Limit</th> <th>Over</th> <th>Read</th> <th>Ant</th> <th>Cable</th> <th>Preamp</th> <th>Aux</th> <th>APos</th> <th>TPos</th> </tr> <tr> <th>Freq</th> <th>Level</th> <th>Line</th> <th>Limit</th> <th>Level</th> <th>Factor</th> <th>Loss</th> <th>Factor</th> <th>Factor</th> </tr> <tr> <th>MHz</th> <th>dBuV/m</th> <th>dBuV/m</th> <th>dB</th> <th>dBuV</th> <th>dB/m</th> <th>dB</th> <th>dB</th> <th>dB</th> </tr> </thead> <tbody> <tr> <td>1</td> <td>2412.00</td> <td>106.40</td> <td>-----</td> <td>90.00</td> <td>32.40</td> <td>8.93</td> <td>30.93</td> <td>6.00</td> <td>237</td> <td>107</td> <td>PEAK</td> </tr> </tbody> </table>	Limit	Over	Read	Ant	Cable	Preamp	Aux	APos	TPos	Freq	Level	Line	Limit	Level	Factor	Loss	Factor	Factor	MHz	dBuV/m	dBuV/m	dB	dBuV	dB/m	dB	dB	dB	1	2412.00	106.40	-----	90.00	32.40	8.93	30.93	6.00	237	107	PEAK
	Limit	Over	Read	Ant	Cable	Preamp	Aux	APos	TPos																																																																								
Freq	Level	Line	Limit	Level	Factor	Loss	Factor	Factor																																																																									
MHz	dBuV/m	dBuV/m	dB	dBuV	dB/m	dB	dB	dB																																																																									
1	2389.69	69.49	74.00	-4.51	53.18	32.38	8.88	30.95	6.00	237	107	PEAK																																																																					
Limit	Over	Read	Ant	Cable	Preamp	Aux	APos	TPos																																																																									
Freq	Level	Line	Limit	Level	Factor	Loss	Factor	Factor																																																																									
MHz	dBuV/m	dBuV/m	dB	dBuV	dB/m	dB	dB	dB																																																																									
1	2412.00	106.40	-----	90.00	32.40	8.93	30.93	6.00	237	107	PEAK																																																																						
Avg	<table border="1"> <thead> <tr> <th>Limit</th> <th>Over</th> <th>Read</th> <th>Ant</th> <th>Cable</th> <th>Preamp</th> <th>Aux</th> <th>APos</th> <th>TPos</th> </tr> <tr> <th>Freq</th> <th>Level</th> <th>Line</th> <th>Limit</th> <th>Level</th> <th>Factor</th> <th>Loss</th> <th>Factor</th> <th>Factor</th> </tr> <tr> <th>MHz</th> <th>dBuV/m</th> <th>dBuV/m</th> <th>dB</th> <th>dBuV</th> <th>dB/m</th> <th>dB</th> <th>dB</th> <th>dB</th> </tr> </thead> <tbody> <tr> <td>1</td> <td>2389.17</td> <td>47.25</td> <td>54.00</td> <td>-6.75</td> <td>30.94</td> <td>32.38</td> <td>8.88</td> <td>30.95</td> <td>6.00</td> <td>237</td> <td>107</td> <td>AVERAGE</td> </tr> </tbody> </table>	Limit	Over	Read	Ant	Cable	Preamp	Aux	APos	TPos	Freq	Level	Line	Limit	Level	Factor	Loss	Factor	Factor	MHz	dBuV/m	dBuV/m	dB	dBuV	dB/m	dB	dB	dB	1	2389.17	47.25	54.00	-6.75	30.94	32.38	8.88	30.95	6.00	237	107	AVERAGE	<table border="1"> <thead> <tr> <th>Limit</th> <th>Over</th> <th>Read</th> <th>Ant</th> <th>Cable</th> <th>Preamp</th> <th>Aux</th> <th>APos</th> <th>TPos</th> </tr> <tr> <th>Freq</th> <th>Level</th> <th>Line</th> <th>Limit</th> <th>Level</th> <th>Factor</th> <th>Loss</th> <th>Factor</th> <th>Factor</th> </tr> <tr> <th>MHz</th> <th>dBuV/m</th> <th>dBuV/m</th> <th>dB</th> <th>dBuV</th> <th>dB/m</th> <th>dB</th> <th>dB</th> <th>dB</th> </tr> </thead> <tbody> <tr> <td>1</td> <td>2412.00</td> <td>96.49</td> <td>-----</td> <td>80.10</td> <td>32.40</td> <td>8.92</td> <td>30.93</td> <td>6.00</td> <td>237</td> <td>107</td> <td>AVERAGE</td> </tr> </tbody> </table>	Limit	Over	Read	Ant	Cable	Preamp	Aux	APos	TPos	Freq	Level	Line	Limit	Level	Factor	Loss	Factor	Factor	MHz	dBuV/m	dBuV/m	dB	dBuV	dB/m	dB	dB	dB	1	2412.00	96.49	-----	80.10	32.40	8.92	30.93	6.00	237	107	AVERAGE
Limit	Over	Read	Ant	Cable	Preamp	Aux	APos	TPos																																																																									
Freq	Level	Line	Limit	Level	Factor	Loss	Factor	Factor																																																																									
MHz	dBuV/m	dBuV/m	dB	dBuV	dB/m	dB	dB	dB																																																																									
1	2389.17	47.25	54.00	-6.75	30.94	32.38	8.88	30.95	6.00	237	107	AVERAGE																																																																					
Limit	Over	Read	Ant	Cable	Preamp	Aux	APos	TPos																																																																									
Freq	Level	Line	Limit	Level	Factor	Loss	Factor	Factor																																																																									
MHz	dBuV/m	dBuV/m	dB	dBuV	dB/m	dB	dB	dB																																																																									
1	2412.00	96.49	-----	80.10	32.40	8.92	30.93	6.00	237	107	AVERAGE																																																																						



Mode	74																																																																									
	Harmonic																																																																									
	2400-2483.5_802.11g_CH01_2412MHz																																																																									
ANT	2																																																																									
Pol.	Horizontal	Vertical																																																																								
Peak Avg	<table border="1"> <thead> <tr> <th>Limit</th> <th>Read</th> <th>Ant</th> <th>Cable</th> <th>Preamp</th> <th>Aux</th> <th>APos</th> <th>TPos</th> </tr> <tr> <th>Freq</th> <th>Level</th> <th>Line Margin</th> <th>Level Factor</th> <th>Loss Factor</th> <th>Factor</th> <th>Factor</th> <th>Remark</th> </tr> <tr> <th>MHz</th> <th>dBuV/m</th> <th>dBuV/m</th> <th>dB</th> <th>dBuV</th> <th>dB/m</th> <th>dB</th> <th>dB</th> </tr> </thead> <tbody> <tr> <td>1 4824.00</td> <td>40.16</td> <td>74.00</td> <td>-33.84</td> <td>59.01</td> <td>34.10</td> <td>12.48</td> <td>65.43</td> <td>0.00</td> <td>---</td> <td>---</td> <td>PEAK</td> </tr> </tbody> </table>	Limit	Read	Ant	Cable	Preamp	Aux	APos	TPos	Freq	Level	Line Margin	Level Factor	Loss Factor	Factor	Factor	Remark	MHz	dBuV/m	dBuV/m	dB	dBuV	dB/m	dB	dB	1 4824.00	40.16	74.00	-33.84	59.01	34.10	12.48	65.43	0.00	---	---	PEAK	<table border="1"> <thead> <tr> <th>Limit</th> <th>Read</th> <th>Ant</th> <th>Cable</th> <th>Preamp</th> <th>Aux</th> <th>APos</th> <th>TPos</th> </tr> <tr> <th>Freq</th> <th>Level</th> <th>Line Margin</th> <th>Level Factor</th> <th>Loss Factor</th> <th>Factor</th> <th>Factor</th> <th>Remark</th> </tr> <tr> <th>MHz</th> <th>dBuV/m</th> <th>dBuV/m</th> <th>dB</th> <th>dBuV</th> <th>dB/m</th> <th>dB</th> <th>dB</th> </tr> </thead> <tbody> <tr> <td>1 4824.00</td> <td>39.84</td> <td>74.00</td> <td>-34.16</td> <td>58.69</td> <td>34.10</td> <td>12.48</td> <td>65.43</td> <td>0.00</td> <td>---</td> <td>---</td> <td>PEAK</td> </tr> </tbody> </table>	Limit	Read	Ant	Cable	Preamp	Aux	APos	TPos	Freq	Level	Line Margin	Level Factor	Loss Factor	Factor	Factor	Remark	MHz	dBuV/m	dBuV/m	dB	dBuV	dB/m	dB	dB	1 4824.00	39.84	74.00	-34.16	58.69	34.10	12.48	65.43	0.00	---	---	PEAK
Limit	Read	Ant	Cable	Preamp	Aux	APos	TPos																																																																			
Freq	Level	Line Margin	Level Factor	Loss Factor	Factor	Factor	Remark																																																																			
MHz	dBuV/m	dBuV/m	dB	dBuV	dB/m	dB	dB																																																																			
1 4824.00	40.16	74.00	-33.84	59.01	34.10	12.48	65.43	0.00	---	---	PEAK																																																															
Limit	Read	Ant	Cable	Preamp	Aux	APos	TPos																																																																			
Freq	Level	Line Margin	Level Factor	Loss Factor	Factor	Factor	Remark																																																																			
MHz	dBuV/m	dBuV/m	dB	dBuV	dB/m	dB	dB																																																																			
1 4824.00	39.84	74.00	-34.16	58.69	34.10	12.48	65.43	0.00	---	---	PEAK																																																															



Mode	75																																																																																			
	Band Edge																																																																																			
	2400-2483.5_802.11g_CH02_Full RU_2417MHz																																																																																			
ANT	2																																																																																			
Pol.	Horizontal	Fundamental																																																																																		
Peak	<p>Level (dBuV/m) vs Frequency (MHz) plot for Horizontal polarization. The plot shows a signal between 2388 MHz and 2440 MHz. A red horizontal line indicates the FCC PART 15C limit at approximately 74 dBuV/m. The signal level reaches about 113.8 dBuV/m at 2417 MHz.</p> <table border="1"> <thead> <tr> <th>Limit</th> <th>Read</th> <th>Ant</th> <th>Cable</th> <th>Preamp</th> <th>Aux</th> <th>APos</th> <th>TPos</th> <th>Remark</th> </tr> <tr> <th>Freq</th> <th>Level</th> <th>Line</th> <th>Margin</th> <th>Level</th> <th>Factor</th> <th>Loss</th> <th>Factor</th> <th>Factor</th> </tr> <tr> <th>MHz</th> <th>dBuV/m</th> <th>dBuV/m</th> <th>dB</th> <th>dBuV</th> <th>dB/m</th> <th>dB</th> <th>dB</th> <th>cm</th> <th>deg</th> </tr> </thead> <tbody> <tr> <td>1</td> <td>2389.69</td> <td>68.82</td> <td>74.00</td> <td>-5.18</td> <td>52.96</td> <td>31.98</td> <td>8.77</td> <td>30.89</td> <td>6.00</td> <td>100</td> <td>120</td> <td>PEAK</td> </tr> </tbody> </table>	Limit	Read	Ant	Cable	Preamp	Aux	APos	TPos	Remark	Freq	Level	Line	Margin	Level	Factor	Loss	Factor	Factor	MHz	dBuV/m	dBuV/m	dB	dBuV	dB/m	dB	dB	cm	deg	1	2389.69	68.82	74.00	-5.18	52.96	31.98	8.77	30.89	6.00	100	120	PEAK	<p>Peak Fundamental Spectrum Plot showing a sharp peak at 2417 MHz. The red horizontal line represents the FCC PART 15C limit at approximately 74 dBuV/m. The peak level is 109.99 dBuV/m.</p> <table border="1"> <thead> <tr> <th>Limit</th> <th>Read</th> <th>Ant</th> <th>Cable</th> <th>Preamp</th> <th>Aux</th> <th>APos</th> <th>TPos</th> <th>Remark</th> </tr> <tr> <th>Freq</th> <th>Level</th> <th>Line</th> <th>Margin</th> <th>Level</th> <th>Factor</th> <th>Loss</th> <th>Factor</th> <th>Factor</th> </tr> <tr> <th>MHz</th> <th>dBuV/m</th> <th>dBuV/m</th> <th>dB</th> <th>dBuV</th> <th>dB/m</th> <th>dB</th> <th>dB</th> <th>cm</th> <th>deg</th> </tr> </thead> <tbody> <tr> <td>1</td> <td>2417.00</td> <td>109.99</td> <td>-----</td> <td>-----</td> <td>93.92</td> <td>32.03</td> <td>8.86</td> <td>30.82</td> <td>6.00</td> <td>100</td> <td>120</td> <td>PEAK</td> </tr> </tbody> </table>	Limit	Read	Ant	Cable	Preamp	Aux	APos	TPos	Remark	Freq	Level	Line	Margin	Level	Factor	Loss	Factor	Factor	MHz	dBuV/m	dBuV/m	dB	dBuV	dB/m	dB	dB	cm	deg	1	2417.00	109.99	-----	-----	93.92	32.03	8.86	30.82	6.00	100	120	PEAK
	Limit	Read	Ant	Cable	Preamp	Aux	APos	TPos	Remark																																																																											
Freq	Level	Line	Margin	Level	Factor	Loss	Factor	Factor																																																																												
MHz	dBuV/m	dBuV/m	dB	dBuV	dB/m	dB	dB	cm	deg																																																																											
1	2389.69	68.82	74.00	-5.18	52.96	31.98	8.77	30.89	6.00	100	120	PEAK																																																																								
Limit	Read	Ant	Cable	Preamp	Aux	APos	TPos	Remark																																																																												
Freq	Level	Line	Margin	Level	Factor	Loss	Factor	Factor																																																																												
MHz	dBuV/m	dBuV/m	dB	dBuV	dB/m	dB	dB	cm	deg																																																																											
1	2417.00	109.99	-----	-----	93.92	32.03	8.86	30.82	6.00	100	120	PEAK																																																																								
Avg	<p>Average Horizontal Spectrum Plot showing the signal between 2388 MHz and 2440 MHz. The red horizontal line indicates the FCC PART 15C (AVG) limit at approximately 54 dBuV/m. The signal level at 2417 MHz is 100.76 dBuV/m.</p> <table border="1"> <thead> <tr> <th>Limit</th> <th>Read</th> <th>Ant</th> <th>Cable</th> <th>Preamp</th> <th>Aux</th> <th>APos</th> <th>TPos</th> <th>Remark</th> </tr> <tr> <th>Freq</th> <th>Level</th> <th>Line</th> <th>Margin</th> <th>Level</th> <th>Factor</th> <th>Loss</th> <th>Factor</th> <th>Factor</th> </tr> <tr> <th>MHz</th> <th>dBuV/m</th> <th>dBuV/m</th> <th>dB</th> <th>dBuV</th> <th>dB/m</th> <th>dB</th> <th>dB</th> <th>cm</th> <th>deg</th> </tr> </thead> <tbody> <tr> <td>1</td> <td>2389.95</td> <td>50.14</td> <td>54.00</td> <td>-3.86</td> <td>34.28</td> <td>31.98</td> <td>8.77</td> <td>30.89</td> <td>6.00</td> <td>100</td> <td>120</td> <td>AVERAGE</td> </tr> </tbody> </table>	Limit	Read	Ant	Cable	Preamp	Aux	APos	TPos	Remark	Freq	Level	Line	Margin	Level	Factor	Loss	Factor	Factor	MHz	dBuV/m	dBuV/m	dB	dBuV	dB/m	dB	dB	cm	deg	1	2389.95	50.14	54.00	-3.86	34.28	31.98	8.77	30.89	6.00	100	120	AVERAGE	<p>Average Fundamental Spectrum Plot showing the signal at 2417 MHz. The red horizontal line represents the FCC PART 15C (AVG) limit at approximately 54 dBuV/m. The average level is 100.76 dBuV/m.</p> <table border="1"> <thead> <tr> <th>Limit</th> <th>Read</th> <th>Ant</th> <th>Cable</th> <th>Preamp</th> <th>Aux</th> <th>APos</th> <th>TPos</th> <th>Remark</th> </tr> <tr> <th>Freq</th> <th>Level</th> <th>Line</th> <th>Margin</th> <th>Level</th> <th>Factor</th> <th>Loss</th> <th>Factor</th> <th>Factor</th> </tr> <tr> <th>MHz</th> <th>dBuV/m</th> <th>dBuV/m</th> <th>dB</th> <th>dBuV</th> <th>dB/m</th> <th>dB</th> <th>dB</th> <th>cm</th> <th>deg</th> </tr> </thead> <tbody> <tr> <td>1</td> <td>2417.00</td> <td>100.76</td> <td>-----</td> <td>-----</td> <td>84.71</td> <td>32.03</td> <td>8.85</td> <td>30.83</td> <td>6.00</td> <td>100</td> <td>120</td> <td>AVERAGE</td> </tr> </tbody> </table>	Limit	Read	Ant	Cable	Preamp	Aux	APos	TPos	Remark	Freq	Level	Line	Margin	Level	Factor	Loss	Factor	Factor	MHz	dBuV/m	dBuV/m	dB	dBuV	dB/m	dB	dB	cm	deg	1	2417.00	100.76	-----	-----	84.71	32.03	8.85	30.83	6.00	100	120	AVERAGE
Limit	Read	Ant	Cable	Preamp	Aux	APos	TPos	Remark																																																																												
Freq	Level	Line	Margin	Level	Factor	Loss	Factor	Factor																																																																												
MHz	dBuV/m	dBuV/m	dB	dBuV	dB/m	dB	dB	cm	deg																																																																											
1	2389.95	50.14	54.00	-3.86	34.28	31.98	8.77	30.89	6.00	100	120	AVERAGE																																																																								
Limit	Read	Ant	Cable	Preamp	Aux	APos	TPos	Remark																																																																												
Freq	Level	Line	Margin	Level	Factor	Loss	Factor	Factor																																																																												
MHz	dBuV/m	dBuV/m	dB	dBuV	dB/m	dB	dB	cm	deg																																																																											
1	2417.00	100.76	-----	-----	84.71	32.03	8.85	30.83	6.00	100	120	AVERAGE																																																																								

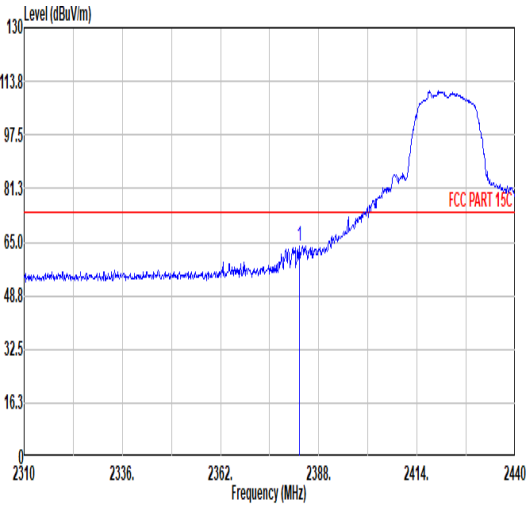
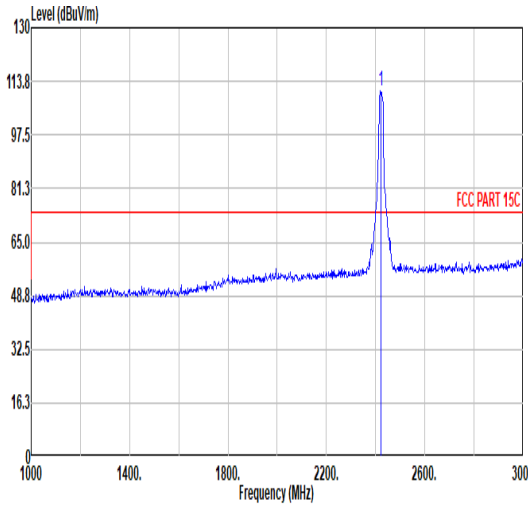
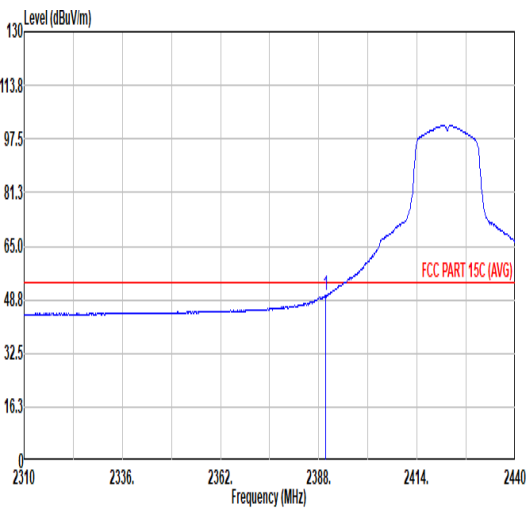
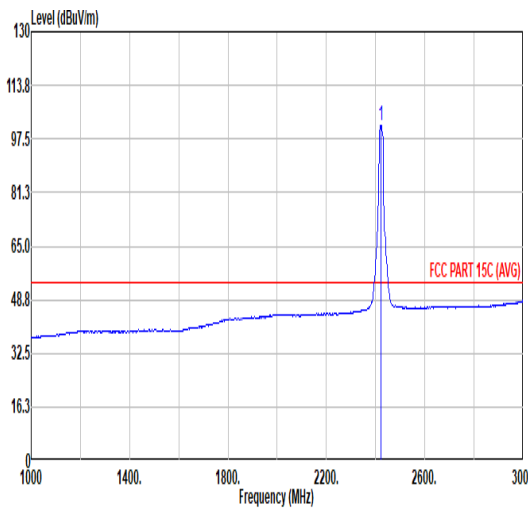


Mode	75																																																																																			
	Band Edge																																																																																			
	2400-2483.5_802.11g_CH02_Full RU_2417MHz																																																																																			
ANT	2																																																																																			
Pol.	Vertical	Fundamental																																																																																		
Peak	<table border="1"> <thead> <tr> <th>Limit</th> <th>Read</th> <th>Ant</th> <th>Cable</th> <th>Preamp</th> <th>Aux</th> <th>APos</th> <th>TPos</th> <th>Remark</th> </tr> <tr> <th>Freq</th> <th>Level</th> <th>Line Margin</th> <th>Level Factor</th> <th>Loss Factor</th> <th>Factor</th> <th></th> <th></th> <th></th> </tr> <tr> <th>MHz</th> <th>dBuV/m</th> <th>dBuV/m</th> <th>dB</th> <th>dBuV</th> <th>dB/m</th> <th>dB</th> <th>dB</th> <th>cm</th> <th>deg</th> </tr> </thead> <tbody> <tr> <td>1</td> <td>2389.95</td> <td>68.47</td> <td>74.00</td> <td>-5.53</td> <td>52.61</td> <td>31.98</td> <td>8.77</td> <td>30.89</td> <td>6.00</td> <td>370</td> <td>88</td> <td>PEAK</td> </tr> </tbody> </table>	Limit	Read	Ant	Cable	Preamp	Aux	APos	TPos	Remark	Freq	Level	Line Margin	Level Factor	Loss Factor	Factor				MHz	dBuV/m	dBuV/m	dB	dBuV	dB/m	dB	dB	cm	deg	1	2389.95	68.47	74.00	-5.53	52.61	31.98	8.77	30.89	6.00	370	88	PEAK	<table border="1"> <thead> <tr> <th>Limit</th> <th>Read</th> <th>Ant</th> <th>Cable</th> <th>Preamp</th> <th>Aux</th> <th>APos</th> <th>TPos</th> <th>Remark</th> </tr> <tr> <th>Freq</th> <th>Level</th> <th>Line Margin</th> <th>Level Factor</th> <th>Loss Factor</th> <th>Factor</th> <th></th> <th></th> <th></th> </tr> <tr> <th>MHz</th> <th>dBuV/m</th> <th>dBuV/m</th> <th>dB</th> <th>dBuV</th> <th>dB/m</th> <th>dB</th> <th>dB</th> <th>cm</th> <th>deg</th> </tr> </thead> <tbody> <tr> <td>1</td> <td>2417.00</td> <td>109.04</td> <td>-----</td> <td>-----</td> <td>92.97</td> <td>32.03</td> <td>8.86</td> <td>30.82</td> <td>6.00</td> <td>370</td> <td>88</td> <td>PEAK</td> </tr> </tbody> </table>	Limit	Read	Ant	Cable	Preamp	Aux	APos	TPos	Remark	Freq	Level	Line Margin	Level Factor	Loss Factor	Factor				MHz	dBuV/m	dBuV/m	dB	dBuV	dB/m	dB	dB	cm	deg	1	2417.00	109.04	-----	-----	92.97	32.03	8.86	30.82	6.00	370	88	PEAK
	Limit	Read	Ant	Cable	Preamp	Aux	APos	TPos	Remark																																																																											
Freq	Level	Line Margin	Level Factor	Loss Factor	Factor																																																																															
MHz	dBuV/m	dBuV/m	dB	dBuV	dB/m	dB	dB	cm	deg																																																																											
1	2389.95	68.47	74.00	-5.53	52.61	31.98	8.77	30.89	6.00	370	88	PEAK																																																																								
Limit	Read	Ant	Cable	Preamp	Aux	APos	TPos	Remark																																																																												
Freq	Level	Line Margin	Level Factor	Loss Factor	Factor																																																																															
MHz	dBuV/m	dBuV/m	dB	dBuV	dB/m	dB	dB	cm	deg																																																																											
1	2417.00	109.04	-----	-----	92.97	32.03	8.86	30.82	6.00	370	88	PEAK																																																																								
Avg	<table border="1"> <thead> <tr> <th>Limit</th> <th>Read</th> <th>Ant</th> <th>Cable</th> <th>Preamp</th> <th>Aux</th> <th>APos</th> <th>TPos</th> <th>Remark</th> </tr> <tr> <th>Freq</th> <th>Level</th> <th>Line Margin</th> <th>Level Factor</th> <th>Loss Factor</th> <th>Factor</th> <th></th> <th></th> <th></th> </tr> <tr> <th>MHz</th> <th>dBuV/m</th> <th>dBuV/m</th> <th>dB</th> <th>dBuV</th> <th>dB/m</th> <th>dB</th> <th>dB</th> <th>cm</th> <th>deg</th> </tr> </thead> <tbody> <tr> <td>1</td> <td>2389.95</td> <td>49.99</td> <td>54.00</td> <td>-4.01</td> <td>34.13</td> <td>31.98</td> <td>8.77</td> <td>30.89</td> <td>6.00</td> <td>370</td> <td>88</td> <td>AVERAGE</td> </tr> </tbody> </table>	Limit	Read	Ant	Cable	Preamp	Aux	APos	TPos	Remark	Freq	Level	Line Margin	Level Factor	Loss Factor	Factor				MHz	dBuV/m	dBuV/m	dB	dBuV	dB/m	dB	dB	cm	deg	1	2389.95	49.99	54.00	-4.01	34.13	31.98	8.77	30.89	6.00	370	88	AVERAGE	<table border="1"> <thead> <tr> <th>Limit</th> <th>Read</th> <th>Ant</th> <th>Cable</th> <th>Preamp</th> <th>Aux</th> <th>APos</th> <th>TPos</th> <th>Remark</th> </tr> <tr> <th>Freq</th> <th>Level</th> <th>Line Margin</th> <th>Level Factor</th> <th>Loss Factor</th> <th>Factor</th> <th></th> <th></th> <th></th> </tr> <tr> <th>MHz</th> <th>dBuV/m</th> <th>dBuV/m</th> <th>dB</th> <th>dBuV</th> <th>dB/m</th> <th>dB</th> <th>dB</th> <th>cm</th> <th>deg</th> </tr> </thead> <tbody> <tr> <td>1</td> <td>2417.00</td> <td>99.91</td> <td>-----</td> <td>-----</td> <td>83.86</td> <td>32.03</td> <td>8.85</td> <td>30.83</td> <td>6.00</td> <td>370</td> <td>88</td> <td>AVERAGE</td> </tr> </tbody> </table>	Limit	Read	Ant	Cable	Preamp	Aux	APos	TPos	Remark	Freq	Level	Line Margin	Level Factor	Loss Factor	Factor				MHz	dBuV/m	dBuV/m	dB	dBuV	dB/m	dB	dB	cm	deg	1	2417.00	99.91	-----	-----	83.86	32.03	8.85	30.83	6.00	370	88	AVERAGE
Limit	Read	Ant	Cable	Preamp	Aux	APos	TPos	Remark																																																																												
Freq	Level	Line Margin	Level Factor	Loss Factor	Factor																																																																															
MHz	dBuV/m	dBuV/m	dB	dBuV	dB/m	dB	dB	cm	deg																																																																											
1	2389.95	49.99	54.00	-4.01	34.13	31.98	8.77	30.89	6.00	370	88	AVERAGE																																																																								
Limit	Read	Ant	Cable	Preamp	Aux	APos	TPos	Remark																																																																												
Freq	Level	Line Margin	Level Factor	Loss Factor	Factor																																																																															
MHz	dBuV/m	dBuV/m	dB	dBuV	dB/m	dB	dB	cm	deg																																																																											
1	2417.00	99.91	-----	-----	83.86	32.03	8.85	30.83	6.00	370	88	AVERAGE																																																																								

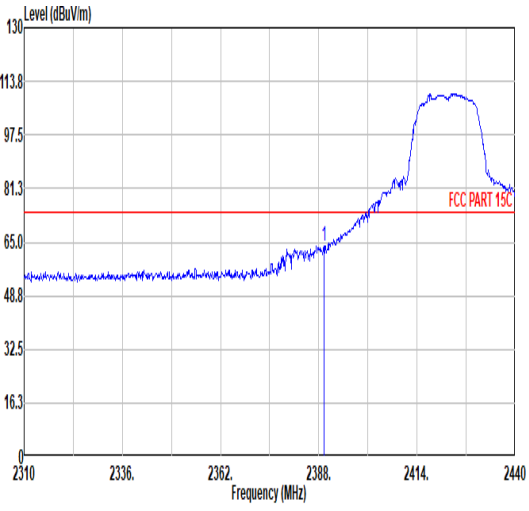
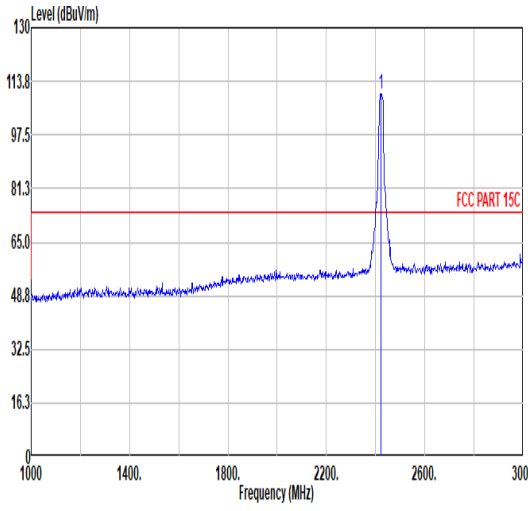
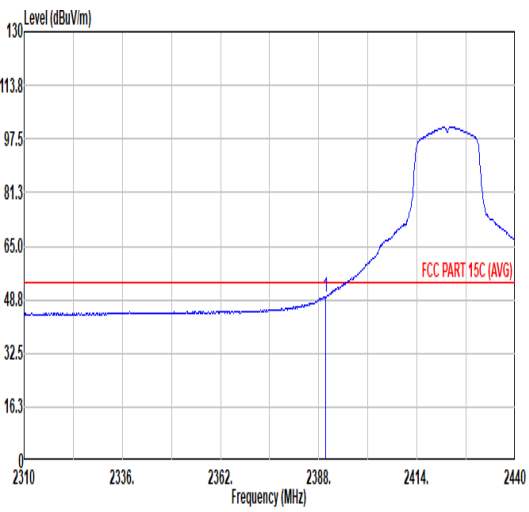
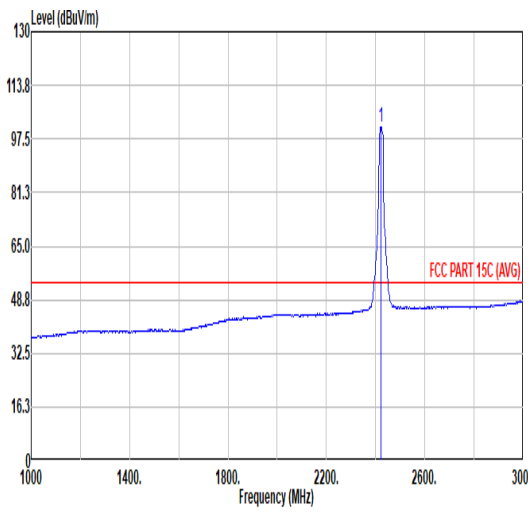


Mode	75																																																																																																											
	Harmonic																																																																																																											
	2400-2483.5_802.11g_CH02_Full RU _2417MHz																																																																																																											
ANT	2																																																																																																											
Pol.	Horizontal	Vertical																																																																																																										
Peak Avg	<table border="1"> <thead> <tr> <th>Limit</th> <th>Read</th> <th>Ant</th> <th>Cable</th> <th>Preamp</th> <th>Aux</th> <th>APos</th> <th>TPos</th> <th>Remark</th> </tr> <tr> <th>Freq</th> <th>Level</th> <th>Line</th> <th>Margin</th> <th>Level</th> <th>Factor</th> <th>Loss</th> <th>Factor</th> <th>Factor</th> </tr> <tr> <th>MHz</th> <th>dBuV/m</th> <th>dBuV/m</th> <th>dB</th> <th>dBuV</th> <th>dB/m</th> <th>dB</th> <th>dB</th> <th>dB</th> </tr> </thead> <tbody> <tr> <td>1</td> <td>4834.00</td> <td>39.67</td> <td>74.00</td> <td>-34.33</td> <td>58.56</td> <td>34.10</td> <td>12.44</td> <td>65.43</td> <td>0.00</td> <td>---</td> <td>---</td> <td>PEAK</td> </tr> <tr> <td>2</td> <td>7251.00</td> <td>42.77</td> <td>74.00</td> <td>-31.23</td> <td>57.51</td> <td>35.80</td> <td>14.67</td> <td>65.21</td> <td>0.00</td> <td>---</td> <td>---</td> <td>PEAK</td> </tr> </tbody> </table>	Limit	Read	Ant	Cable	Preamp	Aux	APos	TPos	Remark	Freq	Level	Line	Margin	Level	Factor	Loss	Factor	Factor	MHz	dBuV/m	dBuV/m	dB	dBuV	dB/m	dB	dB	dB	1	4834.00	39.67	74.00	-34.33	58.56	34.10	12.44	65.43	0.00	---	---	PEAK	2	7251.00	42.77	74.00	-31.23	57.51	35.80	14.67	65.21	0.00	---	---	PEAK	<table border="1"> <thead> <tr> <th>Limit</th> <th>Read</th> <th>Ant</th> <th>Cable</th> <th>Preamp</th> <th>Aux</th> <th>APos</th> <th>TPos</th> <th>Remark</th> </tr> <tr> <th>Freq</th> <th>Level</th> <th>Line</th> <th>Margin</th> <th>Level</th> <th>Factor</th> <th>Loss</th> <th>Factor</th> <th>Factor</th> </tr> <tr> <th>MHz</th> <th>dBuV/m</th> <th>dBuV/m</th> <th>dB</th> <th>dBuV</th> <th>dB/m</th> <th>dB</th> <th>dB</th> <th>dB</th> </tr> </thead> <tbody> <tr> <td>1</td> <td>4834.00</td> <td>39.74</td> <td>74.00</td> <td>-34.26</td> <td>58.63</td> <td>34.10</td> <td>12.44</td> <td>65.43</td> <td>0.00</td> <td>---</td> <td>---</td> <td>PEAK</td> </tr> <tr> <td>2</td> <td>7251.00</td> <td>43.29</td> <td>74.00</td> <td>-30.71</td> <td>58.03</td> <td>35.80</td> <td>14.67</td> <td>65.21</td> <td>0.00</td> <td>---</td> <td>---</td> <td>PEAK</td> </tr> </tbody> </table>	Limit	Read	Ant	Cable	Preamp	Aux	APos	TPos	Remark	Freq	Level	Line	Margin	Level	Factor	Loss	Factor	Factor	MHz	dBuV/m	dBuV/m	dB	dBuV	dB/m	dB	dB	dB	1	4834.00	39.74	74.00	-34.26	58.63	34.10	12.44	65.43	0.00	---	---	PEAK	2	7251.00	43.29	74.00	-30.71	58.03	35.80	14.67	65.21	0.00	---	---	PEAK
Limit	Read	Ant	Cable	Preamp	Aux	APos	TPos	Remark																																																																																																				
Freq	Level	Line	Margin	Level	Factor	Loss	Factor	Factor																																																																																																				
MHz	dBuV/m	dBuV/m	dB	dBuV	dB/m	dB	dB	dB																																																																																																				
1	4834.00	39.67	74.00	-34.33	58.56	34.10	12.44	65.43	0.00	---	---	PEAK																																																																																																
2	7251.00	42.77	74.00	-31.23	57.51	35.80	14.67	65.21	0.00	---	---	PEAK																																																																																																
Limit	Read	Ant	Cable	Preamp	Aux	APos	TPos	Remark																																																																																																				
Freq	Level	Line	Margin	Level	Factor	Loss	Factor	Factor																																																																																																				
MHz	dBuV/m	dBuV/m	dB	dBuV	dB/m	dB	dB	dB																																																																																																				
1	4834.00	39.74	74.00	-34.26	58.63	34.10	12.44	65.43	0.00	---	---	PEAK																																																																																																
2	7251.00	43.29	74.00	-30.71	58.03	35.80	14.67	65.21	0.00	---	---	PEAK																																																																																																



Mode	76																																																																																	
	Band Edge																																																																																	
	2400-2483.5_802.11g_CH03_Full RU_2422MHz																																																																																	
ANT	2																																																																																	
Pol.	Horizontal	Fundamental																																																																																
Peak	 <table border="1"> <thead> <tr> <th>Limit</th> <th>Read</th> <th>Ant</th> <th>Cable</th> <th>Preamp</th> <th>Aux</th> <th>APos</th> <th>TPos</th> <th>Remark</th> </tr> <tr> <th>Freq</th> <th>Level</th> <th>Line</th> <th>Margin</th> <th>Level</th> <th>Factor</th> <th>Loss</th> <th>Factor</th> <th>Factor</th> </tr> <tr> <th>MHz</th> <th>dBuV/m</th> <th>dBuV/m</th> <th>dB</th> <th>dBuV</th> <th>dB/m</th> <th>dB</th> <th>dB</th> <th>dB</th> </tr> </thead> <tbody> <tr> <td>1</td> <td>2382.80</td> <td>63.73</td> <td>74.00</td> <td>-10.27</td> <td>47.91</td> <td>31.96</td> <td>8.75</td> <td>30.89</td> <td>6.00</td> <td>101</td> <td>117</td> <td>PEAK</td> </tr> </tbody> </table>	Limit	Read	Ant	Cable	Preamp	Aux	APos	TPos	Remark	Freq	Level	Line	Margin	Level	Factor	Loss	Factor	Factor	MHz	dBuV/m	dBuV/m	dB	dBuV	dB/m	dB	dB	dB	1	2382.80	63.73	74.00	-10.27	47.91	31.96	8.75	30.89	6.00	101	117	PEAK	 <table border="1"> <thead> <tr> <th>Limit</th> <th>Read</th> <th>Ant</th> <th>Cable</th> <th>Preamp</th> <th>Aux</th> <th>APos</th> <th>TPos</th> <th>Remark</th> </tr> <tr> <th>Freq</th> <th>Level</th> <th>Line</th> <th>Margin</th> <th>Level</th> <th>Factor</th> <th>Loss</th> <th>Factor</th> <th>Factor</th> </tr> <tr> <th>MHz</th> <th>dBuV/m</th> <th>dBuV/m</th> <th>dB</th> <th>dBuV</th> <th>dB/m</th> <th>dB</th> <th>dB</th> <th>dB</th> </tr> </thead> <tbody> <tr> <td>1</td> <td>2422.00</td> <td>110.67</td> <td>-----</td> <td>-----</td> <td>94.60</td> <td>32.03</td> <td>8.86</td> <td>30.82</td> <td>6.00</td> <td>101</td> <td>117</td> <td>PEAK</td> </tr> </tbody> </table>	Limit	Read	Ant	Cable	Preamp	Aux	APos	TPos	Remark	Freq	Level	Line	Margin	Level	Factor	Loss	Factor	Factor	MHz	dBuV/m	dBuV/m	dB	dBuV	dB/m	dB	dB	dB	1	2422.00	110.67	-----	-----	94.60	32.03	8.86	30.82	6.00	101	117	PEAK
	Limit	Read	Ant	Cable	Preamp	Aux	APos	TPos	Remark																																																																									
Freq	Level	Line	Margin	Level	Factor	Loss	Factor	Factor																																																																										
MHz	dBuV/m	dBuV/m	dB	dBuV	dB/m	dB	dB	dB																																																																										
1	2382.80	63.73	74.00	-10.27	47.91	31.96	8.75	30.89	6.00	101	117	PEAK																																																																						
Limit	Read	Ant	Cable	Preamp	Aux	APos	TPos	Remark																																																																										
Freq	Level	Line	Margin	Level	Factor	Loss	Factor	Factor																																																																										
MHz	dBuV/m	dBuV/m	dB	dBuV	dB/m	dB	dB	dB																																																																										
1	2422.00	110.67	-----	-----	94.60	32.03	8.86	30.82	6.00	101	117	PEAK																																																																						
Avg	 <table border="1"> <thead> <tr> <th>Limit</th> <th>Read</th> <th>Ant</th> <th>Cable</th> <th>Preamp</th> <th>Aux</th> <th>APos</th> <th>TPos</th> <th>Remark</th> </tr> <tr> <th>Freq</th> <th>Level</th> <th>Line</th> <th>Margin</th> <th>Level</th> <th>Factor</th> <th>Loss</th> <th>Factor</th> <th>Factor</th> </tr> <tr> <th>MHz</th> <th>dBuV/m</th> <th>dBuV/m</th> <th>dB</th> <th>dBuV</th> <th>dB/m</th> <th>dB</th> <th>dB</th> <th>dB</th> </tr> </thead> <tbody> <tr> <td>1</td> <td>2389.82</td> <td>50.02</td> <td>54.00</td> <td>-3.98</td> <td>34.16</td> <td>31.98</td> <td>8.77</td> <td>30.89</td> <td>6.00</td> <td>101</td> <td>117</td> <td>AVERAGE</td> </tr> </tbody> </table>	Limit	Read	Ant	Cable	Preamp	Aux	APos	TPos	Remark	Freq	Level	Line	Margin	Level	Factor	Loss	Factor	Factor	MHz	dBuV/m	dBuV/m	dB	dBuV	dB/m	dB	dB	dB	1	2389.82	50.02	54.00	-3.98	34.16	31.98	8.77	30.89	6.00	101	117	AVERAGE	 <table border="1"> <thead> <tr> <th>Limit</th> <th>Read</th> <th>Ant</th> <th>Cable</th> <th>Preamp</th> <th>Aux</th> <th>APos</th> <th>TPos</th> <th>Remark</th> </tr> <tr> <th>Freq</th> <th>Level</th> <th>Line</th> <th>Margin</th> <th>Level</th> <th>Factor</th> <th>Loss</th> <th>Factor</th> <th>Factor</th> </tr> <tr> <th>MHz</th> <th>dBuV/m</th> <th>dBuV/m</th> <th>dB</th> <th>dBuV</th> <th>dB/m</th> <th>dB</th> <th>dB</th> <th>dB</th> </tr> </thead> <tbody> <tr> <td>1</td> <td>2422.00</td> <td>101.60</td> <td>-----</td> <td>-----</td> <td>85.52</td> <td>32.03</td> <td>8.87</td> <td>30.82</td> <td>6.00</td> <td>101</td> <td>117</td> <td>AVERAGE</td> </tr> </tbody> </table>	Limit	Read	Ant	Cable	Preamp	Aux	APos	TPos	Remark	Freq	Level	Line	Margin	Level	Factor	Loss	Factor	Factor	MHz	dBuV/m	dBuV/m	dB	dBuV	dB/m	dB	dB	dB	1	2422.00	101.60	-----	-----	85.52	32.03	8.87	30.82	6.00	101	117	AVERAGE
Limit	Read	Ant	Cable	Preamp	Aux	APos	TPos	Remark																																																																										
Freq	Level	Line	Margin	Level	Factor	Loss	Factor	Factor																																																																										
MHz	dBuV/m	dBuV/m	dB	dBuV	dB/m	dB	dB	dB																																																																										
1	2389.82	50.02	54.00	-3.98	34.16	31.98	8.77	30.89	6.00	101	117	AVERAGE																																																																						
Limit	Read	Ant	Cable	Preamp	Aux	APos	TPos	Remark																																																																										
Freq	Level	Line	Margin	Level	Factor	Loss	Factor	Factor																																																																										
MHz	dBuV/m	dBuV/m	dB	dBuV	dB/m	dB	dB	dB																																																																										
1	2422.00	101.60	-----	-----	85.52	32.03	8.87	30.82	6.00	101	117	AVERAGE																																																																						

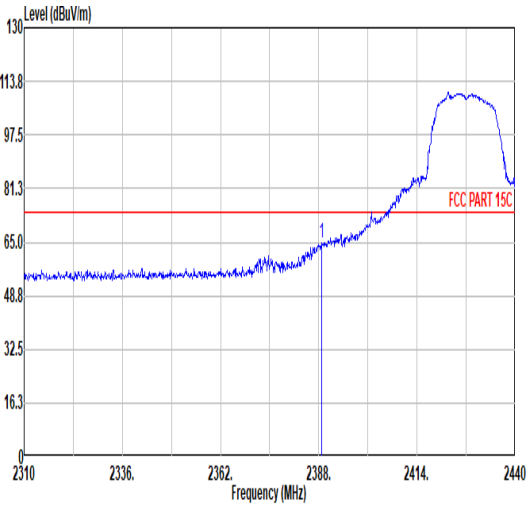
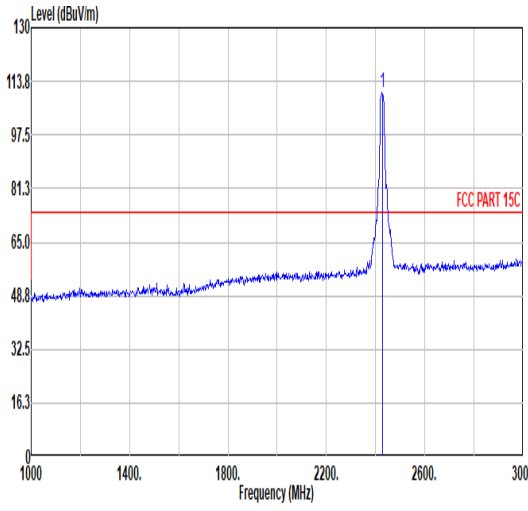
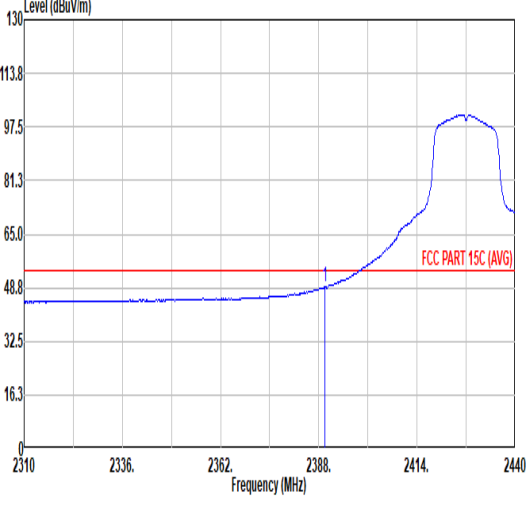
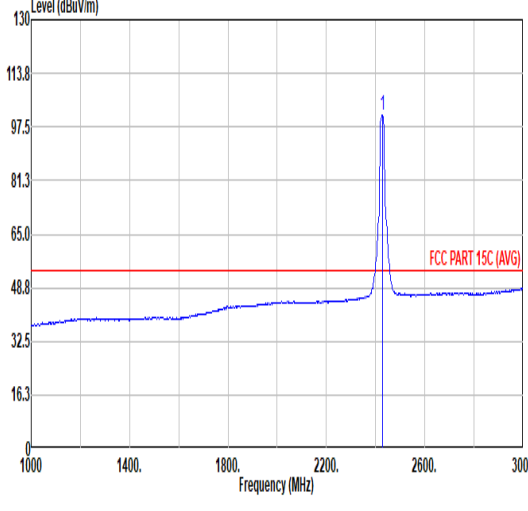


Mode	76																																																																																			
	Band Edge																																																																																			
	2400-2483.5_802.11g_CH03_Full RU_2422MHz																																																																																			
ANT	2																																																																																			
Pol.	Vertical	Fundamental																																																																																		
Peak	 <table border="1"> <thead> <tr> <th>Limit</th> <th>Read</th> <th>Ant</th> <th>Cable</th> <th>Preamp</th> <th>Aux</th> <th>APos</th> <th>TPos</th> <th>Remark</th> </tr> <tr> <th>Freq</th> <th>Level</th> <th>Line Margin</th> <th>Level Factor</th> <th>Loss Factor</th> <th>Factor</th> <th></th> <th></th> <th></th> </tr> <tr> <th>MHz</th> <th>dBuV/m</th> <th>dBuV/m</th> <th>dB</th> <th>dBuV</th> <th>dB/m</th> <th>dB</th> <th>dB</th> <th>cm</th> <th>deg</th> </tr> </thead> <tbody> <tr> <td>1</td> <td>2389.30</td> <td>63.89</td> <td>74.00</td> <td>-10.11</td> <td>48.03</td> <td>31.98</td> <td>8.77</td> <td>30.89</td> <td>6.00</td> <td>370</td> <td>88</td> <td>PEAK</td> </tr> </tbody> </table>	Limit	Read	Ant	Cable	Preamp	Aux	APos	TPos	Remark	Freq	Level	Line Margin	Level Factor	Loss Factor	Factor				MHz	dBuV/m	dBuV/m	dB	dBuV	dB/m	dB	dB	cm	deg	1	2389.30	63.89	74.00	-10.11	48.03	31.98	8.77	30.89	6.00	370	88	PEAK	 <table border="1"> <thead> <tr> <th>Limit</th> <th>Read</th> <th>Ant</th> <th>Cable</th> <th>Preamp</th> <th>Aux</th> <th>APos</th> <th>TPos</th> <th>Remark</th> </tr> <tr> <th>Freq</th> <th>Level</th> <th>Line Margin</th> <th>Level Factor</th> <th>Loss Factor</th> <th>Factor</th> <th></th> <th></th> <th></th> </tr> <tr> <th>MHz</th> <th>dBuV/m</th> <th>dBuV/m</th> <th>dB</th> <th>dBuV</th> <th>dB/m</th> <th>dB</th> <th>dB</th> <th>cm</th> <th>deg</th> </tr> </thead> <tbody> <tr> <td>1</td> <td>2422.00</td> <td>109.91</td> <td>-----</td> <td>-----</td> <td>93.80</td> <td>32.04</td> <td>8.88</td> <td>30.81</td> <td>6.00</td> <td>370</td> <td>88</td> <td>PEAK</td> </tr> </tbody> </table>	Limit	Read	Ant	Cable	Preamp	Aux	APos	TPos	Remark	Freq	Level	Line Margin	Level Factor	Loss Factor	Factor				MHz	dBuV/m	dBuV/m	dB	dBuV	dB/m	dB	dB	cm	deg	1	2422.00	109.91	-----	-----	93.80	32.04	8.88	30.81	6.00	370	88	PEAK
	Limit	Read	Ant	Cable	Preamp	Aux	APos	TPos	Remark																																																																											
Freq	Level	Line Margin	Level Factor	Loss Factor	Factor																																																																															
MHz	dBuV/m	dBuV/m	dB	dBuV	dB/m	dB	dB	cm	deg																																																																											
1	2389.30	63.89	74.00	-10.11	48.03	31.98	8.77	30.89	6.00	370	88	PEAK																																																																								
Limit	Read	Ant	Cable	Preamp	Aux	APos	TPos	Remark																																																																												
Freq	Level	Line Margin	Level Factor	Loss Factor	Factor																																																																															
MHz	dBuV/m	dBuV/m	dB	dBuV	dB/m	dB	dB	cm	deg																																																																											
1	2422.00	109.91	-----	-----	93.80	32.04	8.88	30.81	6.00	370	88	PEAK																																																																								
Avg	 <table border="1"> <thead> <tr> <th>Limit</th> <th>Read</th> <th>Ant</th> <th>Cable</th> <th>Preamp</th> <th>Aux</th> <th>APos</th> <th>TPos</th> <th>Remark</th> </tr> <tr> <th>Freq</th> <th>Level</th> <th>Line Margin</th> <th>Level Factor</th> <th>Loss Factor</th> <th>Factor</th> <th></th> <th></th> <th></th> </tr> <tr> <th>MHz</th> <th>dBuV/m</th> <th>dBuV/m</th> <th>dB</th> <th>dBuV</th> <th>dB/m</th> <th>dB</th> <th>dB</th> <th>cm</th> <th>deg</th> </tr> </thead> <tbody> <tr> <td>1</td> <td>2389.82</td> <td>49.68</td> <td>54.00</td> <td>-4.32</td> <td>33.82</td> <td>31.98</td> <td>8.77</td> <td>30.89</td> <td>6.00</td> <td>370</td> <td>88</td> <td>AVERAGE</td> </tr> </tbody> </table>	Limit	Read	Ant	Cable	Preamp	Aux	APos	TPos	Remark	Freq	Level	Line Margin	Level Factor	Loss Factor	Factor				MHz	dBuV/m	dBuV/m	dB	dBuV	dB/m	dB	dB	cm	deg	1	2389.82	49.68	54.00	-4.32	33.82	31.98	8.77	30.89	6.00	370	88	AVERAGE	 <table border="1"> <thead> <tr> <th>Limit</th> <th>Read</th> <th>Ant</th> <th>Cable</th> <th>Preamp</th> <th>Aux</th> <th>APos</th> <th>TPos</th> <th>Remark</th> </tr> <tr> <th>Freq</th> <th>Level</th> <th>Line Margin</th> <th>Level Factor</th> <th>Loss Factor</th> <th>Factor</th> <th></th> <th></th> <th></th> </tr> <tr> <th>MHz</th> <th>dBuV/m</th> <th>dBuV/m</th> <th>dB</th> <th>dBuV</th> <th>dB/m</th> <th>dB</th> <th>dB</th> <th>cm</th> <th>deg</th> </tr> </thead> <tbody> <tr> <td>1</td> <td>2422.00</td> <td>101.13</td> <td>-----</td> <td>-----</td> <td>85.05</td> <td>32.03</td> <td>8.87</td> <td>30.82</td> <td>6.00</td> <td>370</td> <td>88</td> <td>AVERAGE</td> </tr> </tbody> </table>	Limit	Read	Ant	Cable	Preamp	Aux	APos	TPos	Remark	Freq	Level	Line Margin	Level Factor	Loss Factor	Factor				MHz	dBuV/m	dBuV/m	dB	dBuV	dB/m	dB	dB	cm	deg	1	2422.00	101.13	-----	-----	85.05	32.03	8.87	30.82	6.00	370	88	AVERAGE
Limit	Read	Ant	Cable	Preamp	Aux	APos	TPos	Remark																																																																												
Freq	Level	Line Margin	Level Factor	Loss Factor	Factor																																																																															
MHz	dBuV/m	dBuV/m	dB	dBuV	dB/m	dB	dB	cm	deg																																																																											
1	2389.82	49.68	54.00	-4.32	33.82	31.98	8.77	30.89	6.00	370	88	AVERAGE																																																																								
Limit	Read	Ant	Cable	Preamp	Aux	APos	TPos	Remark																																																																												
Freq	Level	Line Margin	Level Factor	Loss Factor	Factor																																																																															
MHz	dBuV/m	dBuV/m	dB	dBuV	dB/m	dB	dB	cm	deg																																																																											
1	2422.00	101.13	-----	-----	85.05	32.03	8.87	30.82	6.00	370	88	AVERAGE																																																																								



Mode	76																																																																																																											
	Harmonic																																																																																																											
	2400-2483.5_802.11g_CH03_Full RU_2422MHz																																																																																																											
ANT	2																																																																																																											
Pol.	Horizontal	Vertical																																																																																																										
Peak Avg	<table border="1"> <thead> <tr> <th>Limit</th> <th>Read</th> <th>Ant</th> <th>Cable</th> <th>Preamp</th> <th>Aux</th> <th>APos</th> <th>TPos</th> <th>Remark</th> </tr> <tr> <th>Freq</th> <th>Level</th> <th>Line</th> <th>Margin</th> <th>Level</th> <th>Factor</th> <th>Loss</th> <th>Factor</th> <th>Factor</th> </tr> <tr> <th>MHz</th> <th>dBuV/m</th> <th>dBuV/m</th> <th>dB</th> <th>dBuV</th> <th>dB/m</th> <th>dB</th> <th>dB</th> <th>dB</th> </tr> </thead> <tbody> <tr> <td>1</td> <td>4844.00</td> <td>39.29</td> <td>74.00</td> <td>-34.71</td> <td>58.22</td> <td>34.10</td> <td>12.40</td> <td>65.43</td> <td>0.00</td> <td>---</td> <td>---</td> <td>PEAK</td> </tr> <tr> <td>2</td> <td>7266.00</td> <td>42.88</td> <td>74.00</td> <td>-31.12</td> <td>57.61</td> <td>35.80</td> <td>14.69</td> <td>65.22</td> <td>0.00</td> <td>---</td> <td>---</td> <td>PEAK</td> </tr> </tbody> </table>	Limit	Read	Ant	Cable	Preamp	Aux	APos	TPos	Remark	Freq	Level	Line	Margin	Level	Factor	Loss	Factor	Factor	MHz	dBuV/m	dBuV/m	dB	dBuV	dB/m	dB	dB	dB	1	4844.00	39.29	74.00	-34.71	58.22	34.10	12.40	65.43	0.00	---	---	PEAK	2	7266.00	42.88	74.00	-31.12	57.61	35.80	14.69	65.22	0.00	---	---	PEAK	<table border="1"> <thead> <tr> <th>Limit</th> <th>Read</th> <th>Ant</th> <th>Cable</th> <th>Preamp</th> <th>Aux</th> <th>APos</th> <th>TPos</th> <th>Remark</th> </tr> <tr> <th>Freq</th> <th>Level</th> <th>Line</th> <th>Margin</th> <th>Level</th> <th>Factor</th> <th>Loss</th> <th>Factor</th> <th>Factor</th> </tr> <tr> <th>MHz</th> <th>dBuV/m</th> <th>dBuV/m</th> <th>dB</th> <th>dBuV</th> <th>dB/m</th> <th>dB</th> <th>dB</th> <th>dB</th> </tr> </thead> <tbody> <tr> <td>1</td> <td>4844.00</td> <td>39.65</td> <td>74.00</td> <td>-34.35</td> <td>58.58</td> <td>34.10</td> <td>12.40</td> <td>65.43</td> <td>0.00</td> <td>---</td> <td>---</td> <td>PEAK</td> </tr> <tr> <td>2</td> <td>7266.00</td> <td>43.26</td> <td>74.00</td> <td>-30.74</td> <td>57.99</td> <td>35.80</td> <td>14.69</td> <td>65.22</td> <td>0.00</td> <td>---</td> <td>---</td> <td>PEAK</td> </tr> </tbody> </table>	Limit	Read	Ant	Cable	Preamp	Aux	APos	TPos	Remark	Freq	Level	Line	Margin	Level	Factor	Loss	Factor	Factor	MHz	dBuV/m	dBuV/m	dB	dBuV	dB/m	dB	dB	dB	1	4844.00	39.65	74.00	-34.35	58.58	34.10	12.40	65.43	0.00	---	---	PEAK	2	7266.00	43.26	74.00	-30.74	57.99	35.80	14.69	65.22	0.00	---	---	PEAK
Limit	Read	Ant	Cable	Preamp	Aux	APos	TPos	Remark																																																																																																				
Freq	Level	Line	Margin	Level	Factor	Loss	Factor	Factor																																																																																																				
MHz	dBuV/m	dBuV/m	dB	dBuV	dB/m	dB	dB	dB																																																																																																				
1	4844.00	39.29	74.00	-34.71	58.22	34.10	12.40	65.43	0.00	---	---	PEAK																																																																																																
2	7266.00	42.88	74.00	-31.12	57.61	35.80	14.69	65.22	0.00	---	---	PEAK																																																																																																
Limit	Read	Ant	Cable	Preamp	Aux	APos	TPos	Remark																																																																																																				
Freq	Level	Line	Margin	Level	Factor	Loss	Factor	Factor																																																																																																				
MHz	dBuV/m	dBuV/m	dB	dBuV	dB/m	dB	dB	dB																																																																																																				
1	4844.00	39.65	74.00	-34.35	58.58	34.10	12.40	65.43	0.00	---	---	PEAK																																																																																																
2	7266.00	43.26	74.00	-30.74	57.99	35.80	14.69	65.22	0.00	---	---	PEAK																																																																																																



Mode	77																																																																																			
	Band Edge																																																																																			
	2400-2483.5_802.11g_CH04_Full RU_2427MHz																																																																																			
ANT	2																																																																																			
Pol.	Horizontal	Fundamental																																																																																		
Peak	 <table border="1"> <thead> <tr> <th>Limit</th> <th>Read</th> <th>Ant</th> <th>Cable</th> <th>Preamp</th> <th>Aux</th> <th>APos</th> <th>TPos</th> <th>Remark</th> </tr> <tr> <th>Freq</th> <th>Level</th> <th>Line</th> <th>Margin</th> <th>Level</th> <th>Factor</th> <th>Loss</th> <th>Factor</th> <th>Factor</th> </tr> <tr> <th>MHz</th> <th>dBuV/m</th> <th>dBuV/m</th> <th>dB</th> <th>dBuV</th> <th>dB/m</th> <th>dB</th> <th>dB</th> <th>cm</th> <th>deg</th> </tr> </thead> <tbody> <tr> <td>1</td> <td>2388.78</td> <td>64.86</td> <td>74.00</td> <td>-9.14</td> <td>49.00</td> <td>31.98</td> <td>8.77</td> <td>30.89</td> <td>6.00</td> <td>100</td> <td>129</td> <td>PEAK</td> </tr> </tbody> </table>	Limit	Read	Ant	Cable	Preamp	Aux	APos	TPos	Remark	Freq	Level	Line	Margin	Level	Factor	Loss	Factor	Factor	MHz	dBuV/m	dBuV/m	dB	dBuV	dB/m	dB	dB	cm	deg	1	2388.78	64.86	74.00	-9.14	49.00	31.98	8.77	30.89	6.00	100	129	PEAK	 <table border="1"> <thead> <tr> <th>Limit</th> <th>Read</th> <th>Ant</th> <th>Cable</th> <th>Preamp</th> <th>Aux</th> <th>APos</th> <th>TPos</th> <th>Remark</th> </tr> <tr> <th>Freq</th> <th>Level</th> <th>Line</th> <th>Margin</th> <th>Level</th> <th>Factor</th> <th>Loss</th> <th>Factor</th> <th>Factor</th> </tr> <tr> <th>MHz</th> <th>dBuV/m</th> <th>dBuV/m</th> <th>dB</th> <th>dBuV</th> <th>dB/m</th> <th>dB</th> <th>dB</th> <th>cm</th> <th>deg</th> </tr> </thead> <tbody> <tr> <td>1</td> <td>2427.00</td> <td>110.19</td> <td>-----</td> <td>-----</td> <td>94.08</td> <td>32.04</td> <td>8.88</td> <td>30.81</td> <td>6.00</td> <td>100</td> <td>129</td> <td>PEAK</td> </tr> </tbody> </table>	Limit	Read	Ant	Cable	Preamp	Aux	APos	TPos	Remark	Freq	Level	Line	Margin	Level	Factor	Loss	Factor	Factor	MHz	dBuV/m	dBuV/m	dB	dBuV	dB/m	dB	dB	cm	deg	1	2427.00	110.19	-----	-----	94.08	32.04	8.88	30.81	6.00	100	129	PEAK
	Limit	Read	Ant	Cable	Preamp	Aux	APos	TPos	Remark																																																																											
Freq	Level	Line	Margin	Level	Factor	Loss	Factor	Factor																																																																												
MHz	dBuV/m	dBuV/m	dB	dBuV	dB/m	dB	dB	cm	deg																																																																											
1	2388.78	64.86	74.00	-9.14	49.00	31.98	8.77	30.89	6.00	100	129	PEAK																																																																								
Limit	Read	Ant	Cable	Preamp	Aux	APos	TPos	Remark																																																																												
Freq	Level	Line	Margin	Level	Factor	Loss	Factor	Factor																																																																												
MHz	dBuV/m	dBuV/m	dB	dBuV	dB/m	dB	dB	cm	deg																																																																											
1	2427.00	110.19	-----	-----	94.08	32.04	8.88	30.81	6.00	100	129	PEAK																																																																								
Avg	 <table border="1"> <thead> <tr> <th>Limit</th> <th>Read</th> <th>Ant</th> <th>Cable</th> <th>Preamp</th> <th>Aux</th> <th>APos</th> <th>TPos</th> <th>Remark</th> </tr> <tr> <th>Freq</th> <th>Level</th> <th>Line</th> <th>Margin</th> <th>Level</th> <th>Factor</th> <th>Loss</th> <th>Factor</th> <th>Factor</th> </tr> <tr> <th>MHz</th> <th>dBuV/m</th> <th>dBuV/m</th> <th>dB</th> <th>dBuV</th> <th>dB/m</th> <th>dB</th> <th>dB</th> <th>cm</th> <th>deg</th> </tr> </thead> <tbody> <tr> <td>1</td> <td>2389.69</td> <td>48.92</td> <td>54.00</td> <td>-5.08</td> <td>33.06</td> <td>31.98</td> <td>8.77</td> <td>30.89</td> <td>6.00</td> <td>100</td> <td>129</td> <td>AVERAGE</td> </tr> </tbody> </table>	Limit	Read	Ant	Cable	Preamp	Aux	APos	TPos	Remark	Freq	Level	Line	Margin	Level	Factor	Loss	Factor	Factor	MHz	dBuV/m	dBuV/m	dB	dBuV	dB/m	dB	dB	cm	deg	1	2389.69	48.92	54.00	-5.08	33.06	31.98	8.77	30.89	6.00	100	129	AVERAGE	 <table border="1"> <thead> <tr> <th>Limit</th> <th>Read</th> <th>Ant</th> <th>Cable</th> <th>Preamp</th> <th>Aux</th> <th>APos</th> <th>TPos</th> <th>Remark</th> </tr> <tr> <th>Freq</th> <th>Level</th> <th>Line</th> <th>Margin</th> <th>Level</th> <th>Factor</th> <th>Loss</th> <th>Factor</th> <th>Factor</th> </tr> <tr> <th>MHz</th> <th>dBuV/m</th> <th>dBuV/m</th> <th>dB</th> <th>dBuV</th> <th>dB/m</th> <th>dB</th> <th>dB</th> <th>cm</th> <th>deg</th> </tr> </thead> <tbody> <tr> <td>1</td> <td>2427.00</td> <td>101.30</td> <td>-----</td> <td>-----</td> <td>85.19</td> <td>32.04</td> <td>8.88</td> <td>30.81</td> <td>6.00</td> <td>100</td> <td>129</td> <td>AVERAGE</td> </tr> </tbody> </table>	Limit	Read	Ant	Cable	Preamp	Aux	APos	TPos	Remark	Freq	Level	Line	Margin	Level	Factor	Loss	Factor	Factor	MHz	dBuV/m	dBuV/m	dB	dBuV	dB/m	dB	dB	cm	deg	1	2427.00	101.30	-----	-----	85.19	32.04	8.88	30.81	6.00	100	129	AVERAGE
Limit	Read	Ant	Cable	Preamp	Aux	APos	TPos	Remark																																																																												
Freq	Level	Line	Margin	Level	Factor	Loss	Factor	Factor																																																																												
MHz	dBuV/m	dBuV/m	dB	dBuV	dB/m	dB	dB	cm	deg																																																																											
1	2389.69	48.92	54.00	-5.08	33.06	31.98	8.77	30.89	6.00	100	129	AVERAGE																																																																								
Limit	Read	Ant	Cable	Preamp	Aux	APos	TPos	Remark																																																																												
Freq	Level	Line	Margin	Level	Factor	Loss	Factor	Factor																																																																												
MHz	dBuV/m	dBuV/m	dB	dBuV	dB/m	dB	dB	cm	deg																																																																											
1	2427.00	101.30	-----	-----	85.19	32.04	8.88	30.81	6.00	100	129	AVERAGE																																																																								



Mode	77																																																																																			
	Band Edge																																																																																			
	2400-2483.5_802.11g_CH04_Full RU_2427MHz																																																																																			
ANT	2																																																																																			
Pol.	Vertical	Fundamental																																																																																		
Peak	<table border="1"> <thead> <tr> <th>Limit</th> <th>Read</th> <th>Ant</th> <th>Cable</th> <th>Preamp</th> <th>Aux</th> <th>APos</th> <th>TPos</th> <th>Remark</th> </tr> <tr> <th>Freq</th> <th>Level</th> <th>Line</th> <th>Margin</th> <th>Level</th> <th>Factor</th> <th>Loss</th> <th>Factor</th> <th>Factor</th> </tr> <tr> <th>MHz</th> <th>dBuV/m</th> <th>dBuV/m</th> <th>dB</th> <th>dBuV</th> <th>dB/m</th> <th>dB</th> <th>dB</th> <th>cm</th> <th>deg</th> </tr> </thead> <tbody> <tr> <td>1</td> <td>2389.82</td> <td>64.49</td> <td>74.00</td> <td>-9.51</td> <td>48.63</td> <td>31.98</td> <td>8.77</td> <td>30.89</td> <td>6.00</td> <td>107</td> <td>93</td> <td>PEAK</td> </tr> </tbody> </table>	Limit	Read	Ant	Cable	Preamp	Aux	APos	TPos	Remark	Freq	Level	Line	Margin	Level	Factor	Loss	Factor	Factor	MHz	dBuV/m	dBuV/m	dB	dBuV	dB/m	dB	dB	cm	deg	1	2389.82	64.49	74.00	-9.51	48.63	31.98	8.77	30.89	6.00	107	93	PEAK	<table border="1"> <thead> <tr> <th>Limit</th> <th>Read</th> <th>Ant</th> <th>Cable</th> <th>Preamp</th> <th>Aux</th> <th>APos</th> <th>TPos</th> <th>Remark</th> </tr> <tr> <th>Freq</th> <th>Level</th> <th>Line</th> <th>Margin</th> <th>Level</th> <th>Factor</th> <th>Loss</th> <th>Factor</th> <th>Factor</th> </tr> <tr> <th>MHz</th> <th>dBuV/m</th> <th>dBuV/m</th> <th>dB</th> <th>dBuV</th> <th>dB/m</th> <th>dB</th> <th>dB</th> <th>cm</th> <th>deg</th> </tr> </thead> <tbody> <tr> <td>1</td> <td>2427.00</td> <td>111.75</td> <td>-----</td> <td>-----</td> <td>95.67</td> <td>32.03</td> <td>8.87</td> <td>30.82</td> <td>6.00</td> <td>107</td> <td>93</td> <td>PEAK</td> </tr> </tbody> </table>	Limit	Read	Ant	Cable	Preamp	Aux	APos	TPos	Remark	Freq	Level	Line	Margin	Level	Factor	Loss	Factor	Factor	MHz	dBuV/m	dBuV/m	dB	dBuV	dB/m	dB	dB	cm	deg	1	2427.00	111.75	-----	-----	95.67	32.03	8.87	30.82	6.00	107	93	PEAK
	Limit	Read	Ant	Cable	Preamp	Aux	APos	TPos	Remark																																																																											
Freq	Level	Line	Margin	Level	Factor	Loss	Factor	Factor																																																																												
MHz	dBuV/m	dBuV/m	dB	dBuV	dB/m	dB	dB	cm	deg																																																																											
1	2389.82	64.49	74.00	-9.51	48.63	31.98	8.77	30.89	6.00	107	93	PEAK																																																																								
Limit	Read	Ant	Cable	Preamp	Aux	APos	TPos	Remark																																																																												
Freq	Level	Line	Margin	Level	Factor	Loss	Factor	Factor																																																																												
MHz	dBuV/m	dBuV/m	dB	dBuV	dB/m	dB	dB	cm	deg																																																																											
1	2427.00	111.75	-----	-----	95.67	32.03	8.87	30.82	6.00	107	93	PEAK																																																																								
Avg	<table border="1"> <thead> <tr> <th>Limit</th> <th>Read</th> <th>Ant</th> <th>Cable</th> <th>Preamp</th> <th>Aux</th> <th>APos</th> <th>TPos</th> <th>Remark</th> </tr> <tr> <th>Freq</th> <th>Level</th> <th>Line</th> <th>Margin</th> <th>Level</th> <th>Factor</th> <th>Loss</th> <th>Factor</th> <th>Factor</th> </tr> <tr> <th>MHz</th> <th>dBuV/m</th> <th>dBuV/m</th> <th>dB</th> <th>dBuV</th> <th>dB/m</th> <th>dB</th> <th>dB</th> <th>cm</th> <th>deg</th> </tr> </thead> <tbody> <tr> <td>1</td> <td>2389.43</td> <td>48.27</td> <td>54.00</td> <td>-5.73</td> <td>32.41</td> <td>31.98</td> <td>8.77</td> <td>30.89</td> <td>6.00</td> <td>107</td> <td>93</td> <td>AVERAGE</td> </tr> </tbody> </table>	Limit	Read	Ant	Cable	Preamp	Aux	APos	TPos	Remark	Freq	Level	Line	Margin	Level	Factor	Loss	Factor	Factor	MHz	dBuV/m	dBuV/m	dB	dBuV	dB/m	dB	dB	cm	deg	1	2389.43	48.27	54.00	-5.73	32.41	31.98	8.77	30.89	6.00	107	93	AVERAGE	<table border="1"> <thead> <tr> <th>Limit</th> <th>Read</th> <th>Ant</th> <th>Cable</th> <th>Preamp</th> <th>Aux</th> <th>APos</th> <th>TPos</th> <th>Remark</th> </tr> <tr> <th>Freq</th> <th>Level</th> <th>Line</th> <th>Margin</th> <th>Level</th> <th>Factor</th> <th>Loss</th> <th>Factor</th> <th>Factor</th> </tr> <tr> <th>MHz</th> <th>dBuV/m</th> <th>dBuV/m</th> <th>dB</th> <th>dBuV</th> <th>dB/m</th> <th>dB</th> <th>dB</th> <th>cm</th> <th>deg</th> </tr> </thead> <tbody> <tr> <td>1</td> <td>2427.00</td> <td>102.46</td> <td>-----</td> <td>-----</td> <td>86.35</td> <td>32.04</td> <td>8.88</td> <td>30.81</td> <td>6.00</td> <td>107</td> <td>93</td> <td>AVERAGE</td> </tr> </tbody> </table>	Limit	Read	Ant	Cable	Preamp	Aux	APos	TPos	Remark	Freq	Level	Line	Margin	Level	Factor	Loss	Factor	Factor	MHz	dBuV/m	dBuV/m	dB	dBuV	dB/m	dB	dB	cm	deg	1	2427.00	102.46	-----	-----	86.35	32.04	8.88	30.81	6.00	107	93	AVERAGE
Limit	Read	Ant	Cable	Preamp	Aux	APos	TPos	Remark																																																																												
Freq	Level	Line	Margin	Level	Factor	Loss	Factor	Factor																																																																												
MHz	dBuV/m	dBuV/m	dB	dBuV	dB/m	dB	dB	cm	deg																																																																											
1	2389.43	48.27	54.00	-5.73	32.41	31.98	8.77	30.89	6.00	107	93	AVERAGE																																																																								
Limit	Read	Ant	Cable	Preamp	Aux	APos	TPos	Remark																																																																												
Freq	Level	Line	Margin	Level	Factor	Loss	Factor	Factor																																																																												
MHz	dBuV/m	dBuV/m	dB	dBuV	dB/m	dB	dB	cm	deg																																																																											
1	2427.00	102.46	-----	-----	86.35	32.04	8.88	30.81	6.00	107	93	AVERAGE																																																																								



Mode	77																																																																																																												
	Harmonic																																																																																																												
	2400-2483.5_802.11g_CH04_Full RU_2427MHz																																																																																																												
ANT	2																																																																																																												
Pol.	Horizontal	Vertical																																																																																																											
Peak Avg																																																																																																													
	<table border="1"> <thead> <tr> <th>Limit</th> <th>Read</th> <th>Ant</th> <th>Cable</th> <th>Preamp</th> <th>Aux</th> <th>APos</th> <th>TPos</th> <th>Remark</th> </tr> <tr> <th>Freq</th> <th>Level</th> <th>Line Margin</th> <th>Level Factor</th> <th>Loss Factor</th> <th>Factor</th> <th></th> <th></th> <th></th> </tr> <tr> <th>MHz</th> <th>dBuV/m</th> <th>dBuV/m</th> <th>dB</th> <th>dBuV</th> <th>dB/m</th> <th>dB</th> <th>dB</th> <th>cm</th> <th>deg</th> </tr> </thead> <tbody> <tr> <td>1</td> <td>4854.00</td> <td>40.69</td> <td>74.00</td> <td>-33.31</td> <td>59.67</td> <td>34.10</td> <td>12.36</td> <td>65.44</td> <td>0.00</td> <td>---</td> <td>---</td> <td>PEAK</td> </tr> <tr> <td>2</td> <td>7281.00</td> <td>43.08</td> <td>74.00</td> <td>-30.92</td> <td>57.81</td> <td>35.80</td> <td>14.70</td> <td>65.23</td> <td>0.00</td> <td>---</td> <td>---</td> <td>PEAK</td> </tr> </tbody> </table>	Limit	Read	Ant	Cable	Preamp	Aux	APos	TPos	Remark	Freq	Level	Line Margin	Level Factor	Loss Factor	Factor				MHz	dBuV/m	dBuV/m	dB	dBuV	dB/m	dB	dB	cm	deg	1	4854.00	40.69	74.00	-33.31	59.67	34.10	12.36	65.44	0.00	---	---	PEAK	2	7281.00	43.08	74.00	-30.92	57.81	35.80	14.70	65.23	0.00	---	---	PEAK	<table border="1"> <thead> <tr> <th>Limit</th> <th>Read</th> <th>Ant</th> <th>Cable</th> <th>Preamp</th> <th>Aux</th> <th>APos</th> <th>TPos</th> <th>Remark</th> </tr> <tr> <th>Freq</th> <th>Level</th> <th>Line Margin</th> <th>Level Factor</th> <th>Loss Factor</th> <th>Factor</th> <th></th> <th></th> <th></th> </tr> <tr> <th>MHz</th> <th>dBuV/m</th> <th>dBuV/m</th> <th>dB</th> <th>dBuV</th> <th>dB/m</th> <th>dB</th> <th>dB</th> <th>cm</th> <th>deg</th> </tr> </thead> <tbody> <tr> <td>1</td> <td>4854.00</td> <td>39.24</td> <td>74.00</td> <td>-34.76</td> <td>58.22</td> <td>34.10</td> <td>12.36</td> <td>65.44</td> <td>0.00</td> <td>---</td> <td>---</td> <td>PEAK</td> </tr> <tr> <td>2</td> <td>7281.00</td> <td>42.69</td> <td>74.00</td> <td>-31.31</td> <td>57.42</td> <td>35.80</td> <td>14.70</td> <td>65.23</td> <td>0.00</td> <td>---</td> <td>---</td> <td>PEAK</td> </tr> </tbody> </table>	Limit	Read	Ant	Cable	Preamp	Aux	APos	TPos	Remark	Freq	Level	Line Margin	Level Factor	Loss Factor	Factor				MHz	dBuV/m	dBuV/m	dB	dBuV	dB/m	dB	dB	cm	deg	1	4854.00	39.24	74.00	-34.76	58.22	34.10	12.36	65.44	0.00	---	---	PEAK	2	7281.00	42.69	74.00	-31.31	57.42	35.80	14.70	65.23	0.00	---	---
Limit	Read	Ant	Cable	Preamp	Aux	APos	TPos	Remark																																																																																																					
Freq	Level	Line Margin	Level Factor	Loss Factor	Factor																																																																																																								
MHz	dBuV/m	dBuV/m	dB	dBuV	dB/m	dB	dB	cm	deg																																																																																																				
1	4854.00	40.69	74.00	-33.31	59.67	34.10	12.36	65.44	0.00	---	---	PEAK																																																																																																	
2	7281.00	43.08	74.00	-30.92	57.81	35.80	14.70	65.23	0.00	---	---	PEAK																																																																																																	
Limit	Read	Ant	Cable	Preamp	Aux	APos	TPos	Remark																																																																																																					
Freq	Level	Line Margin	Level Factor	Loss Factor	Factor																																																																																																								
MHz	dBuV/m	dBuV/m	dB	dBuV	dB/m	dB	dB	cm	deg																																																																																																				
1	4854.00	39.24	74.00	-34.76	58.22	34.10	12.36	65.44	0.00	---	---	PEAK																																																																																																	
2	7281.00	42.69	74.00	-31.31	57.42	35.80	14.70	65.23	0.00	---	---	PEAK																																																																																																	

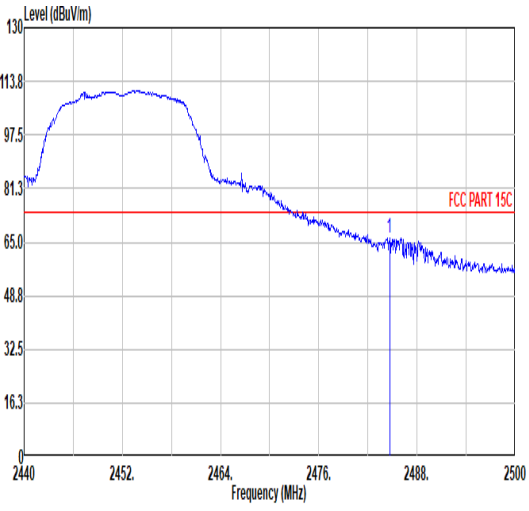
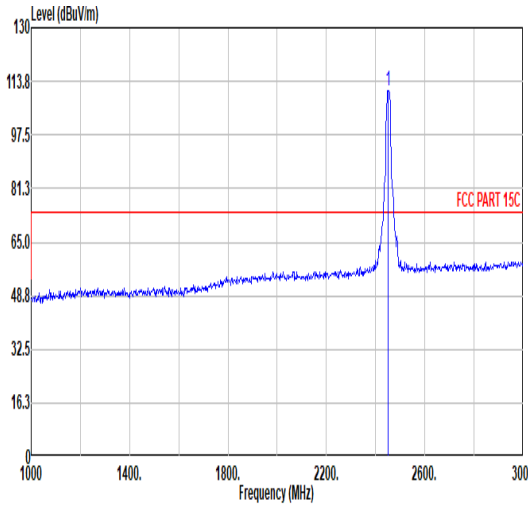
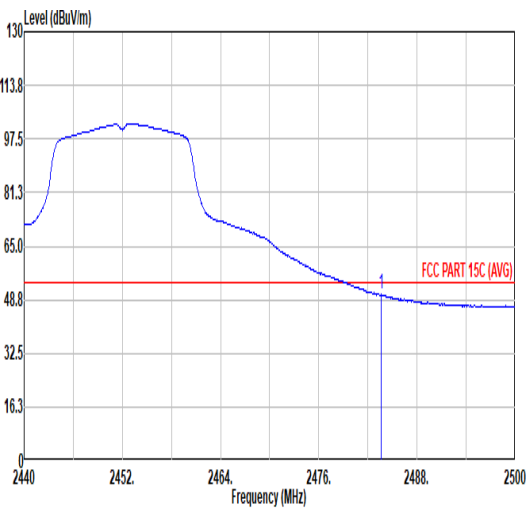
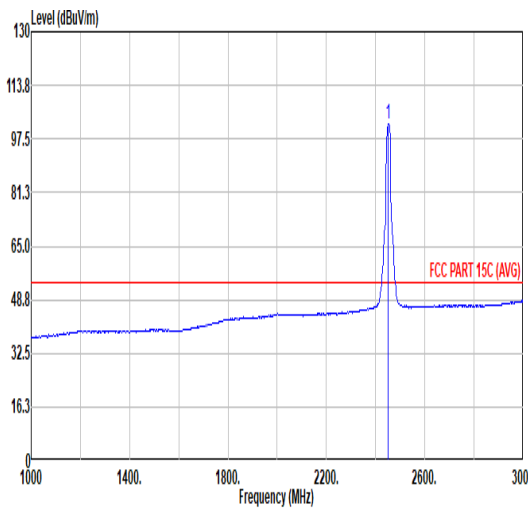


Mode	78																																																																																																											
	Harmonic																																																																																																											
	2400-2483.5_802.11g_CH06_2437MHz																																																																																																											
ANT	2																																																																																																											
Pol.	Horizontal	Vertical																																																																																																										
Peak Avg	<table border="1"> <thead> <tr> <th>Limit</th> <th>Read</th> <th>Ant</th> <th>Cable</th> <th>Preamp</th> <th>Aux</th> <th>APos</th> <th>TPos</th> <th>Remark</th> </tr> <tr> <th>Freq</th> <th>Level</th> <th>Line</th> <th>Margin</th> <th>Level</th> <th>Factor</th> <th>Loss</th> <th>Factor</th> <th>Factor</th> </tr> <tr> <th>MHz</th> <th>dBuV/m</th> <th>dBuV/m</th> <th>dB</th> <th>dBuV</th> <th>dB/m</th> <th>dB</th> <th>dB</th> <th>dB</th> </tr> </thead> <tbody> <tr> <td>1</td> <td>4874.00</td> <td>39.59</td> <td>74.00</td> <td>-34.41</td> <td>58.64</td> <td>34.10</td> <td>12.29</td> <td>65.44</td> <td>0.00</td> <td>---</td> <td>---</td> <td>Peak</td> </tr> <tr> <td>2</td> <td>7311.00</td> <td>49.52</td> <td>74.00</td> <td>-24.48</td> <td>64.24</td> <td>35.80</td> <td>14.73</td> <td>65.25</td> <td>0.00</td> <td>---</td> <td>---</td> <td>Peak</td> </tr> </tbody> </table>	Limit	Read	Ant	Cable	Preamp	Aux	APos	TPos	Remark	Freq	Level	Line	Margin	Level	Factor	Loss	Factor	Factor	MHz	dBuV/m	dBuV/m	dB	dBuV	dB/m	dB	dB	dB	1	4874.00	39.59	74.00	-34.41	58.64	34.10	12.29	65.44	0.00	---	---	Peak	2	7311.00	49.52	74.00	-24.48	64.24	35.80	14.73	65.25	0.00	---	---	Peak	<table border="1"> <thead> <tr> <th>Limit</th> <th>Read</th> <th>Ant</th> <th>Cable</th> <th>Preamp</th> <th>Aux</th> <th>APos</th> <th>TPos</th> <th>Remark</th> </tr> <tr> <th>Freq</th> <th>Level</th> <th>Line</th> <th>Margin</th> <th>Level</th> <th>Factor</th> <th>Loss</th> <th>Factor</th> <th>Factor</th> </tr> <tr> <th>MHz</th> <th>dBuV/m</th> <th>dBuV/m</th> <th>dB</th> <th>dBuV</th> <th>dB/m</th> <th>dB</th> <th>dB</th> <th>dB</th> </tr> </thead> <tbody> <tr> <td>1</td> <td>4874.00</td> <td>39.72</td> <td>74.00</td> <td>-34.28</td> <td>58.77</td> <td>34.10</td> <td>12.29</td> <td>65.44</td> <td>0.00</td> <td>---</td> <td>---</td> <td>Peak</td> </tr> <tr> <td>2</td> <td>7311.00</td> <td>46.25</td> <td>74.00</td> <td>-27.75</td> <td>60.97</td> <td>35.80</td> <td>14.73</td> <td>65.25</td> <td>0.00</td> <td>---</td> <td>---</td> <td>Peak</td> </tr> </tbody> </table>	Limit	Read	Ant	Cable	Preamp	Aux	APos	TPos	Remark	Freq	Level	Line	Margin	Level	Factor	Loss	Factor	Factor	MHz	dBuV/m	dBuV/m	dB	dBuV	dB/m	dB	dB	dB	1	4874.00	39.72	74.00	-34.28	58.77	34.10	12.29	65.44	0.00	---	---	Peak	2	7311.00	46.25	74.00	-27.75	60.97	35.80	14.73	65.25	0.00	---	---	Peak
Limit	Read	Ant	Cable	Preamp	Aux	APos	TPos	Remark																																																																																																				
Freq	Level	Line	Margin	Level	Factor	Loss	Factor	Factor																																																																																																				
MHz	dBuV/m	dBuV/m	dB	dBuV	dB/m	dB	dB	dB																																																																																																				
1	4874.00	39.59	74.00	-34.41	58.64	34.10	12.29	65.44	0.00	---	---	Peak																																																																																																
2	7311.00	49.52	74.00	-24.48	64.24	35.80	14.73	65.25	0.00	---	---	Peak																																																																																																
Limit	Read	Ant	Cable	Preamp	Aux	APos	TPos	Remark																																																																																																				
Freq	Level	Line	Margin	Level	Factor	Loss	Factor	Factor																																																																																																				
MHz	dBuV/m	dBuV/m	dB	dBuV	dB/m	dB	dB	dB																																																																																																				
1	4874.00	39.72	74.00	-34.28	58.77	34.10	12.29	65.44	0.00	---	---	Peak																																																																																																
2	7311.00	46.25	74.00	-27.75	60.97	35.80	14.73	65.25	0.00	---	---	Peak																																																																																																



		79																																																																																
Mode	Band Edge																																																																																	
	2400-2483.5_802.11g_CH9_Full RU_2452MHz																																																																																	
ANT	2																																																																																	
Pol.	Horizontal	Fundamental																																																																																
Peak	<table border="1"> <thead> <tr> <th>Limit</th> <th>Read</th> <th>Ant</th> <th>Cable</th> <th>Preamp</th> <th>Aux</th> <th>APos</th> <th>TPos</th> <th>Remark</th> </tr> <tr> <th>Freq</th> <th>Level</th> <th>Line</th> <th>Margin</th> <th>Level</th> <th>Factor</th> <th>Loss</th> <th>Factor</th> <th>Factor</th> </tr> <tr> <th>MHz</th> <th>dBuV/m</th> <th>dBuV/m</th> <th>dB</th> <th>dBuV</th> <th>dB/m</th> <th>dB</th> <th>dB</th> <th>dB</th> </tr> </thead> <tbody> <tr> <td>1</td> <td>2483.12</td> <td>66.62</td> <td>74.00</td> <td>-7.38</td> <td>50.07</td> <td>32.13</td> <td>9.06</td> <td>30.64</td> <td>6.00</td> <td>100</td> <td>130</td> <td>PEAK</td> </tr> </tbody> </table>	Limit	Read	Ant	Cable	Preamp	Aux	APos	TPos	Remark	Freq	Level	Line	Margin	Level	Factor	Loss	Factor	Factor	MHz	dBuV/m	dBuV/m	dB	dBuV	dB/m	dB	dB	dB	1	2483.12	66.62	74.00	-7.38	50.07	32.13	9.06	30.64	6.00	100	130	PEAK	<table border="1"> <thead> <tr> <th>Limit</th> <th>Read</th> <th>Ant</th> <th>Cable</th> <th>Preamp</th> <th>Aux</th> <th>APos</th> <th>TPos</th> <th>Remark</th> </tr> <tr> <th>Freq</th> <th>Level</th> <th>Line</th> <th>Margin</th> <th>Level</th> <th>Factor</th> <th>Loss</th> <th>Factor</th> <th>Factor</th> </tr> <tr> <th>MHz</th> <th>dBuV/m</th> <th>dBuV/m</th> <th>dB</th> <th>dBuV</th> <th>dB/m</th> <th>dB</th> <th>dB</th> <th>dB</th> </tr> </thead> <tbody> <tr> <td>1</td> <td>2452.00</td> <td>110.81</td> <td>-----</td> <td>-----</td> <td>94.50</td> <td>32.08</td> <td>8.96</td> <td>30.73</td> <td>6.00</td> <td>100</td> <td>130</td> <td>PEAK</td> </tr> </tbody> </table>	Limit	Read	Ant	Cable	Preamp	Aux	APos	TPos	Remark	Freq	Level	Line	Margin	Level	Factor	Loss	Factor	Factor	MHz	dBuV/m	dBuV/m	dB	dBuV	dB/m	dB	dB	dB	1	2452.00	110.81	-----	-----	94.50	32.08	8.96	30.73	6.00	100	130	PEAK
	Limit	Read	Ant	Cable	Preamp	Aux	APos	TPos	Remark																																																																									
Freq	Level	Line	Margin	Level	Factor	Loss	Factor	Factor																																																																										
MHz	dBuV/m	dBuV/m	dB	dBuV	dB/m	dB	dB	dB																																																																										
1	2483.12	66.62	74.00	-7.38	50.07	32.13	9.06	30.64	6.00	100	130	PEAK																																																																						
Limit	Read	Ant	Cable	Preamp	Aux	APos	TPos	Remark																																																																										
Freq	Level	Line	Margin	Level	Factor	Loss	Factor	Factor																																																																										
MHz	dBuV/m	dBuV/m	dB	dBuV	dB/m	dB	dB	dB																																																																										
1	2452.00	110.81	-----	-----	94.50	32.08	8.96	30.73	6.00	100	130	PEAK																																																																						
Avg	<table border="1"> <thead> <tr> <th>Limit</th> <th>Read</th> <th>Ant</th> <th>Cable</th> <th>Preamp</th> <th>Aux</th> <th>APos</th> <th>TPos</th> <th>Remark</th> </tr> <tr> <th>Freq</th> <th>Level</th> <th>Line</th> <th>Margin</th> <th>Level</th> <th>Factor</th> <th>Loss</th> <th>Factor</th> <th>Factor</th> </tr> <tr> <th>MHz</th> <th>dBuV/m</th> <th>dBuV/m</th> <th>dB</th> <th>dBuV</th> <th>dB/m</th> <th>dB</th> <th>dB</th> <th>dB</th> </tr> </thead> <tbody> <tr> <td>1</td> <td>2483.50</td> <td>49.79</td> <td>54.00</td> <td>-4.21</td> <td>33.26</td> <td>32.13</td> <td>9.05</td> <td>30.65</td> <td>6.00</td> <td>100</td> <td>130</td> <td>AVERAGE</td> </tr> </tbody> </table>	Limit	Read	Ant	Cable	Preamp	Aux	APos	TPos	Remark	Freq	Level	Line	Margin	Level	Factor	Loss	Factor	Factor	MHz	dBuV/m	dBuV/m	dB	dBuV	dB/m	dB	dB	dB	1	2483.50	49.79	54.00	-4.21	33.26	32.13	9.05	30.65	6.00	100	130	AVERAGE	<table border="1"> <thead> <tr> <th>Limit</th> <th>Read</th> <th>Ant</th> <th>Cable</th> <th>Preamp</th> <th>Aux</th> <th>APos</th> <th>TPos</th> <th>Remark</th> </tr> <tr> <th>Freq</th> <th>Level</th> <th>Line</th> <th>Margin</th> <th>Level</th> <th>Factor</th> <th>Loss</th> <th>Factor</th> <th>Factor</th> </tr> <tr> <th>MHz</th> <th>dBuV/m</th> <th>dBuV/m</th> <th>dB</th> <th>dBuV</th> <th>dB/m</th> <th>dB</th> <th>dB</th> <th>dB</th> </tr> </thead> <tbody> <tr> <td>1</td> <td>2452.00</td> <td>101.00</td> <td>-----</td> <td>-----</td> <td>85.49</td> <td>32.08</td> <td>8.96</td> <td>30.73</td> <td>6.00</td> <td>100</td> <td>130</td> <td>AVERAGE</td> </tr> </tbody> </table>	Limit	Read	Ant	Cable	Preamp	Aux	APos	TPos	Remark	Freq	Level	Line	Margin	Level	Factor	Loss	Factor	Factor	MHz	dBuV/m	dBuV/m	dB	dBuV	dB/m	dB	dB	dB	1	2452.00	101.00	-----	-----	85.49	32.08	8.96	30.73	6.00	100	130	AVERAGE
Limit	Read	Ant	Cable	Preamp	Aux	APos	TPos	Remark																																																																										
Freq	Level	Line	Margin	Level	Factor	Loss	Factor	Factor																																																																										
MHz	dBuV/m	dBuV/m	dB	dBuV	dB/m	dB	dB	dB																																																																										
1	2483.50	49.79	54.00	-4.21	33.26	32.13	9.05	30.65	6.00	100	130	AVERAGE																																																																						
Limit	Read	Ant	Cable	Preamp	Aux	APos	TPos	Remark																																																																										
Freq	Level	Line	Margin	Level	Factor	Loss	Factor	Factor																																																																										
MHz	dBuV/m	dBuV/m	dB	dBuV	dB/m	dB	dB	dB																																																																										
1	2452.00	101.00	-----	-----	85.49	32.08	8.96	30.73	6.00	100	130	AVERAGE																																																																						



		79																																																																												
Mode		Band Edge																																																																												
		2400-2483.5_802.11g_CH9_Full RU_2452MHz																																																																												
ANT		2																																																																												
Pol.		Vertical	Fundamental																																																																											
Peak	 <p>Level (dBuV/m) vs Frequency (MHz) for Vertical polarization. The plot shows a signal level starting at 81.3 dBuV/m at 2440 MHz, peaking at approximately 113.8 dBuV/m between 2450-2460 MHz, and then decreasing. A red horizontal line indicates the FCC PART 15C limit at 74.00 dBuV/m. A vertical blue line marks the peak at 2483.64 MHz.</p> <table border="1"> <thead> <tr> <th>Limit</th> <th>Read</th> <th>Ant</th> <th>Cable</th> <th>Preamp</th> <th>Aux</th> <th>APos</th> <th>TPos</th> <th>Remark</th> </tr> <tr> <th>Freq</th> <th>Level</th> <th>Line</th> <th>Margin</th> <th>Level</th> <th>Factor</th> <th>Loss</th> <th>Factor</th> <th>Factor</th> </tr> <tr> <th>MHz</th> <th>dBuV/m</th> <th>dBuV/m</th> <th>dB</th> <th>dBuV</th> <th>dB/m</th> <th>dB</th> <th>dB</th> <th>dB</th> </tr> </thead> <tbody> <tr> <td>1</td> <td>2483.64</td> <td>66.40</td> <td>-7.60</td> <td>49.86</td> <td>32.13</td> <td>9.05</td> <td>30.64</td> <td>6.00</td> <td>108</td> <td>95 PEAK</td> </tr> </tbody> </table>	Limit	Read	Ant	Cable	Preamp	Aux	APos	TPos	Remark	Freq	Level	Line	Margin	Level	Factor	Loss	Factor	Factor	MHz	dBuV/m	dBuV/m	dB	dBuV	dB/m	dB	dB	dB	1	2483.64	66.40	-7.60	49.86	32.13	9.05	30.64	6.00	108	95 PEAK	 <p>Level (dBuV/m) vs Frequency (MHz) for Fundamental polarization. The plot shows a signal level starting at 48.8 dBuV/m at 1000 MHz, rising to a sharp peak of 110.74 dBuV/m at 2452.00 MHz, and then falling back to 48.8 dBuV/m. A red horizontal line indicates the FCC PART 15C limit at 74.00 dBuV/m. A vertical blue line marks the peak at 2452.00 MHz.</p> <table border="1"> <thead> <tr> <th>Limit</th> <th>Read</th> <th>Ant</th> <th>Cable</th> <th>Preamp</th> <th>Aux</th> <th>APos</th> <th>TPos</th> <th>Remark</th> </tr> <tr> <th>Freq</th> <th>Level</th> <th>Line</th> <th>Margin</th> <th>Level</th> <th>Factor</th> <th>Loss</th> <th>Factor</th> <th>Factor</th> </tr> <tr> <th>MHz</th> <th>dBuV/m</th> <th>dBuV/m</th> <th>dB</th> <th>dBuV</th> <th>dB/m</th> <th>dB</th> <th>dB</th> <th>dB</th> </tr> </thead> <tbody> <tr> <td>1</td> <td>2452.00</td> <td>110.74</td> <td>-----</td> <td>94.43</td> <td>32.08</td> <td>8.96</td> <td>30.73</td> <td>6.00</td> <td>108</td> <td>95 PEAK</td> </tr> </tbody> </table>	Limit	Read	Ant	Cable	Preamp	Aux	APos	TPos	Remark	Freq	Level	Line	Margin	Level	Factor	Loss	Factor	Factor	MHz	dBuV/m	dBuV/m	dB	dBuV	dB/m	dB	dB	dB	1	2452.00	110.74	-----	94.43	32.08	8.96	30.73	6.00	108	95 PEAK
	Limit	Read	Ant	Cable	Preamp	Aux	APos	TPos	Remark																																																																					
Freq	Level	Line	Margin	Level	Factor	Loss	Factor	Factor																																																																						
MHz	dBuV/m	dBuV/m	dB	dBuV	dB/m	dB	dB	dB																																																																						
1	2483.64	66.40	-7.60	49.86	32.13	9.05	30.64	6.00	108	95 PEAK																																																																				
Limit	Read	Ant	Cable	Preamp	Aux	APos	TPos	Remark																																																																						
Freq	Level	Line	Margin	Level	Factor	Loss	Factor	Factor																																																																						
MHz	dBuV/m	dBuV/m	dB	dBuV	dB/m	dB	dB	dB																																																																						
1	2452.00	110.74	-----	94.43	32.08	8.96	30.73	6.00	108	95 PEAK																																																																				
Avg	 <p>Level (dBuV/m) vs Frequency (MHz) for Vertical polarization (Average). The plot shows a signal level starting at 60.31 dBuV/m at 2440 MHz, peaking at approximately 97.5 dBuV/m between 2450-2460 MHz, and then decreasing. A red horizontal line indicates the FCC PART 15C (AVG) limit at 54.00 dBuV/m. A vertical blue line marks the peak at 2483.62 MHz.</p> <table border="1"> <thead> <tr> <th>Limit</th> <th>Read</th> <th>Ant</th> <th>Cable</th> <th>Preamp</th> <th>Aux</th> <th>APos</th> <th>TPos</th> <th>Remark</th> </tr> <tr> <th>Freq</th> <th>Level</th> <th>Line</th> <th>Margin</th> <th>Level</th> <th>Factor</th> <th>Loss</th> <th>Factor</th> <th>Factor</th> </tr> <tr> <th>MHz</th> <th>dBuV/m</th> <th>dBuV/m</th> <th>dB</th> <th>dBuV</th> <th>dB/m</th> <th>dB</th> <th>dB</th> <th>dB</th> </tr> </thead> <tbody> <tr> <td>1</td> <td>2483.62</td> <td>50.31</td> <td>-3.69</td> <td>33.78</td> <td>32.13</td> <td>9.05</td> <td>30.65</td> <td>6.00</td> <td>108</td> <td>95 AVERAGE</td> </tr> </tbody> </table>	Limit	Read	Ant	Cable	Preamp	Aux	APos	TPos	Remark	Freq	Level	Line	Margin	Level	Factor	Loss	Factor	Factor	MHz	dBuV/m	dBuV/m	dB	dBuV	dB/m	dB	dB	dB	1	2483.62	50.31	-3.69	33.78	32.13	9.05	30.65	6.00	108	95 AVERAGE	 <p>Level (dBuV/m) vs Frequency (MHz) for Fundamental polarization (Average). The plot shows a signal level starting at 32.5 dBuV/m at 1000 MHz, rising to a sharp peak of 102.06 dBuV/m at 2452.00 MHz, and then falling back to 32.5 dBuV/m. A red horizontal line indicates the FCC PART 15C (AVG) limit at 54.00 dBuV/m. A vertical blue line marks the peak at 2452.00 MHz.</p> <table border="1"> <thead> <tr> <th>Limit</th> <th>Read</th> <th>Ant</th> <th>Cable</th> <th>Preamp</th> <th>Aux</th> <th>APos</th> <th>TPos</th> <th>Remark</th> </tr> <tr> <th>Freq</th> <th>Level</th> <th>Line</th> <th>Margin</th> <th>Level</th> <th>Factor</th> <th>Loss</th> <th>Factor</th> <th>Factor</th> </tr> <tr> <th>MHz</th> <th>dBuV/m</th> <th>dBuV/m</th> <th>dB</th> <th>dBuV</th> <th>dB/m</th> <th>dB</th> <th>dB</th> <th>dB</th> </tr> </thead> <tbody> <tr> <td>1</td> <td>2452.00</td> <td>102.06</td> <td>-----</td> <td>85.75</td> <td>32.08</td> <td>8.96</td> <td>30.73</td> <td>6.00</td> <td>108</td> <td>95 AVERAGE</td> </tr> </tbody> </table>	Limit	Read	Ant	Cable	Preamp	Aux	APos	TPos	Remark	Freq	Level	Line	Margin	Level	Factor	Loss	Factor	Factor	MHz	dBuV/m	dBuV/m	dB	dBuV	dB/m	dB	dB	dB	1	2452.00	102.06	-----	85.75	32.08	8.96	30.73	6.00	108	95 AVERAGE
Limit	Read	Ant	Cable	Preamp	Aux	APos	TPos	Remark																																																																						
Freq	Level	Line	Margin	Level	Factor	Loss	Factor	Factor																																																																						
MHz	dBuV/m	dBuV/m	dB	dBuV	dB/m	dB	dB	dB																																																																						
1	2483.62	50.31	-3.69	33.78	32.13	9.05	30.65	6.00	108	95 AVERAGE																																																																				
Limit	Read	Ant	Cable	Preamp	Aux	APos	TPos	Remark																																																																						
Freq	Level	Line	Margin	Level	Factor	Loss	Factor	Factor																																																																						
MHz	dBuV/m	dBuV/m	dB	dBuV	dB/m	dB	dB	dB																																																																						
1	2452.00	102.06	-----	85.75	32.08	8.96	30.73	6.00	108	95 AVERAGE																																																																				



Mode	79																																																																																																														
	Harmonic																																																																																																														
	2400-2483.5_802.11g_CH9_Full RU_2452MHz																																																																																																														
ANT	2																																																																																																														
Pol.	Horizontal	Vertical																																																																																																													
Peak Avg																																																																																																															
	<table border="1"> <thead> <tr> <th>Limit</th> <th>Read</th> <th>Ant</th> <th>Cable</th> <th>Preamp</th> <th>Aux</th> <th>APos</th> <th>TPos</th> <th>Remark</th> </tr> <tr> <th>Freq</th> <th>Level</th> <th>Line</th> <th>Margin</th> <th>Level</th> <th>Factor</th> <th>Loss</th> <th>Factor</th> <th>Factor</th> </tr> <tr> <th>MHz</th> <th>dBuV/m</th> <th>dBuV/m</th> <th>dB</th> <th>dBuV</th> <th>dB/m</th> <th>dB</th> <th>dB</th> <th>dB</th> <th>cm</th> <th>deg</th> </tr> </thead> <tbody> <tr> <td>1</td> <td>4904.00</td> <td>40.80</td> <td>74.00</td> <td>-33.20</td> <td>59.94</td> <td>34.10</td> <td>12.20</td> <td>65.44</td> <td>0.00</td> <td>---</td> <td>---</td> <td>PEAK</td> </tr> <tr> <td>2</td> <td>7356.00</td> <td>42.26</td> <td>74.00</td> <td>-31.74</td> <td>56.97</td> <td>35.80</td> <td>14.76</td> <td>65.27</td> <td>0.00</td> <td>---</td> <td>---</td> <td>PEAK</td> </tr> </tbody> </table>	Limit	Read	Ant	Cable	Preamp	Aux	APos	TPos	Remark	Freq	Level	Line	Margin	Level	Factor	Loss	Factor	Factor	MHz	dBuV/m	dBuV/m	dB	dBuV	dB/m	dB	dB	dB	cm	deg	1	4904.00	40.80	74.00	-33.20	59.94	34.10	12.20	65.44	0.00	---	---	PEAK	2	7356.00	42.26	74.00	-31.74	56.97	35.80	14.76	65.27	0.00	---	---	PEAK	<table border="1"> <thead> <tr> <th>Limit</th> <th>Read</th> <th>Ant</th> <th>Cable</th> <th>Preamp</th> <th>Aux</th> <th>APos</th> <th>TPos</th> <th>Remark</th> </tr> <tr> <th>Freq</th> <th>Level</th> <th>Line</th> <th>Margin</th> <th>Level</th> <th>Factor</th> <th>Loss</th> <th>Factor</th> <th>Factor</th> </tr> <tr> <th>MHz</th> <th>dBuV/m</th> <th>dBuV/m</th> <th>dB</th> <th>dBuV</th> <th>dB/m</th> <th>dB</th> <th>dB</th> <th>dB</th> <th>cm</th> <th>deg</th> </tr> </thead> <tbody> <tr> <td>1</td> <td>4904.00</td> <td>40.03</td> <td>74.00</td> <td>-33.97</td> <td>59.17</td> <td>34.10</td> <td>12.20</td> <td>65.44</td> <td>0.00</td> <td>---</td> <td>---</td> <td>PEAK</td> </tr> <tr> <td>2</td> <td>7356.00</td> <td>43.34</td> <td>74.00</td> <td>-30.66</td> <td>58.05</td> <td>35.80</td> <td>14.76</td> <td>65.27</td> <td>0.00</td> <td>---</td> <td>---</td> <td>PEAK</td> </tr> </tbody> </table>	Limit	Read	Ant	Cable	Preamp	Aux	APos	TPos	Remark	Freq	Level	Line	Margin	Level	Factor	Loss	Factor	Factor	MHz	dBuV/m	dBuV/m	dB	dBuV	dB/m	dB	dB	dB	cm	deg	1	4904.00	40.03	74.00	-33.97	59.17	34.10	12.20	65.44	0.00	---	---	PEAK	2	7356.00	43.34	74.00	-30.66	58.05	35.80	14.76	65.27	0.00	---	---
Limit	Read	Ant	Cable	Preamp	Aux	APos	TPos	Remark																																																																																																							
Freq	Level	Line	Margin	Level	Factor	Loss	Factor	Factor																																																																																																							
MHz	dBuV/m	dBuV/m	dB	dBuV	dB/m	dB	dB	dB	cm	deg																																																																																																					
1	4904.00	40.80	74.00	-33.20	59.94	34.10	12.20	65.44	0.00	---	---	PEAK																																																																																																			
2	7356.00	42.26	74.00	-31.74	56.97	35.80	14.76	65.27	0.00	---	---	PEAK																																																																																																			
Limit	Read	Ant	Cable	Preamp	Aux	APos	TPos	Remark																																																																																																							
Freq	Level	Line	Margin	Level	Factor	Loss	Factor	Factor																																																																																																							
MHz	dBuV/m	dBuV/m	dB	dBuV	dB/m	dB	dB	dB	cm	deg																																																																																																					
1	4904.00	40.03	74.00	-33.97	59.17	34.10	12.20	65.44	0.00	---	---	PEAK																																																																																																			
2	7356.00	43.34	74.00	-30.66	58.05	35.80	14.76	65.27	0.00	---	---	PEAK																																																																																																			



		80																																																																										
Mode		Band Edge																																																																										
		2400-2483.5_802.11g_CH10_Full RU_2457MHz																																																																										
ANT		2																																																																										
Pol.	Horizontal		Fundamental																																																																									
Peak	<table border="1"> <thead> <tr> <th>Limit</th> <th>Read</th> <th>Ant</th> <th>Cable</th> <th>Preamp</th> <th>Aux</th> <th>APos</th> <th>TPos</th> </tr> <tr> <th>Freq</th> <th>Level</th> <th>Line</th> <th>Margin</th> <th>Level</th> <th>Factor</th> <th>Loss</th> <th>Factor</th> </tr> <tr> <th>MHz</th> <th>dBuV/m</th> <th>dBuV/m</th> <th>dB</th> <th>dBuV</th> <th>dB/m</th> <th>dB</th> <th>dB</th> </tr> </thead> <tbody> <tr> <td>1</td> <td>2484.34</td> <td>65.18</td> <td>74.00</td> <td>-8.82</td> <td>48.64</td> <td>32.13</td> <td>9.05</td> <td>30.64</td> <td>6.00</td> <td>108</td> <td>123</td> <td>PEAK</td> </tr> </tbody> </table>	Limit	Read	Ant	Cable	Preamp	Aux	APos	TPos	Freq	Level	Line	Margin	Level	Factor	Loss	Factor	MHz	dBuV/m	dBuV/m	dB	dBuV	dB/m	dB	dB	1	2484.34	65.18	74.00	-8.82	48.64	32.13	9.05	30.64	6.00	108	123	PEAK	<table border="1"> <thead> <tr> <th>Limit</th> <th>Read</th> <th>Ant</th> <th>Cable</th> <th>Preamp</th> <th>Aux</th> <th>APos</th> <th>TPos</th> </tr> <tr> <th>Freq</th> <th>Level</th> <th>Line</th> <th>Margin</th> <th>Level</th> <th>Factor</th> <th>Loss</th> <th>Factor</th> </tr> <tr> <th>MHz</th> <th>dBuV/m</th> <th>dBuV/m</th> <th>dB</th> <th>dBuV</th> <th>dB/m</th> <th>dB</th> <th>dB</th> </tr> </thead> <tbody> <tr> <td>1</td> <td>2457.00</td> <td>111.43</td> <td>74.00</td> <td>37.43</td> <td>95.12</td> <td>32.08</td> <td>8.96</td> <td>30.73</td> <td>6.00</td> <td>108</td> <td>123</td> <td>PEAK</td> </tr> </tbody> </table>	Limit	Read	Ant	Cable	Preamp	Aux	APos	TPos	Freq	Level	Line	Margin	Level	Factor	Loss	Factor	MHz	dBuV/m	dBuV/m	dB	dBuV	dB/m	dB	dB	1	2457.00	111.43	74.00	37.43	95.12	32.08	8.96	30.73	6.00	108	123	PEAK
	Limit	Read	Ant	Cable	Preamp	Aux	APos	TPos																																																																				
Freq	Level	Line	Margin	Level	Factor	Loss	Factor																																																																					
MHz	dBuV/m	dBuV/m	dB	dBuV	dB/m	dB	dB																																																																					
1	2484.34	65.18	74.00	-8.82	48.64	32.13	9.05	30.64	6.00	108	123	PEAK																																																																
Limit	Read	Ant	Cable	Preamp	Aux	APos	TPos																																																																					
Freq	Level	Line	Margin	Level	Factor	Loss	Factor																																																																					
MHz	dBuV/m	dBuV/m	dB	dBuV	dB/m	dB	dB																																																																					
1	2457.00	111.43	74.00	37.43	95.12	32.08	8.96	30.73	6.00	108	123	PEAK																																																																
Avg	<table border="1"> <thead> <tr> <th>Limit</th> <th>Read</th> <th>Ant</th> <th>Cable</th> <th>Preamp</th> <th>Aux</th> <th>APos</th> <th>TPos</th> </tr> <tr> <th>Freq</th> <th>Level</th> <th>Line</th> <th>Margin</th> <th>Level</th> <th>Factor</th> <th>Loss</th> <th>Factor</th> </tr> <tr> <th>MHz</th> <th>dBuV/m</th> <th>dBuV/m</th> <th>dB</th> <th>dBuV</th> <th>dB/m</th> <th>dB</th> <th>dB</th> </tr> </thead> <tbody> <tr> <td>1</td> <td>2483.77</td> <td>50.99</td> <td>54.00</td> <td>-3.01</td> <td>34.46</td> <td>32.13</td> <td>9.05</td> <td>30.65</td> <td>6.00</td> <td>108</td> <td>123</td> <td>AVERAGE</td> </tr> </tbody> </table>	Limit	Read	Ant	Cable	Preamp	Aux	APos	TPos	Freq	Level	Line	Margin	Level	Factor	Loss	Factor	MHz	dBuV/m	dBuV/m	dB	dBuV	dB/m	dB	dB	1	2483.77	50.99	54.00	-3.01	34.46	32.13	9.05	30.65	6.00	108	123	AVERAGE	<table border="1"> <thead> <tr> <th>Limit</th> <th>Read</th> <th>Ant</th> <th>Cable</th> <th>Preamp</th> <th>Aux</th> <th>APos</th> <th>TPos</th> </tr> <tr> <th>Freq</th> <th>Level</th> <th>Line</th> <th>Margin</th> <th>Level</th> <th>Factor</th> <th>Loss</th> <th>Factor</th> </tr> <tr> <th>MHz</th> <th>dBuV/m</th> <th>dBuV/m</th> <th>dB</th> <th>dBuV</th> <th>dB/m</th> <th>dB</th> <th>dB</th> </tr> </thead> <tbody> <tr> <td>1</td> <td>2457.00</td> <td>101.76</td> <td>54.00</td> <td>47.76</td> <td>85.43</td> <td>32.08</td> <td>8.97</td> <td>30.72</td> <td>6.00</td> <td>108</td> <td>123</td> <td>AVERAGE</td> </tr> </tbody> </table>	Limit	Read	Ant	Cable	Preamp	Aux	APos	TPos	Freq	Level	Line	Margin	Level	Factor	Loss	Factor	MHz	dBuV/m	dBuV/m	dB	dBuV	dB/m	dB	dB	1	2457.00	101.76	54.00	47.76	85.43	32.08	8.97	30.72	6.00	108	123	AVERAGE
Limit	Read	Ant	Cable	Preamp	Aux	APos	TPos																																																																					
Freq	Level	Line	Margin	Level	Factor	Loss	Factor																																																																					
MHz	dBuV/m	dBuV/m	dB	dBuV	dB/m	dB	dB																																																																					
1	2483.77	50.99	54.00	-3.01	34.46	32.13	9.05	30.65	6.00	108	123	AVERAGE																																																																
Limit	Read	Ant	Cable	Preamp	Aux	APos	TPos																																																																					
Freq	Level	Line	Margin	Level	Factor	Loss	Factor																																																																					
MHz	dBuV/m	dBuV/m	dB	dBuV	dB/m	dB	dB																																																																					
1	2457.00	101.76	54.00	47.76	85.43	32.08	8.97	30.72	6.00	108	123	AVERAGE																																																																

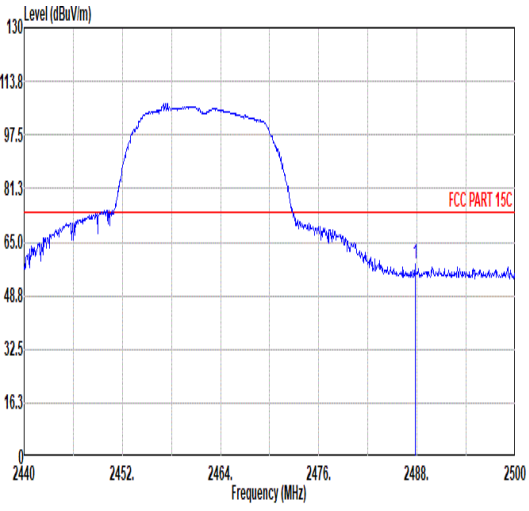
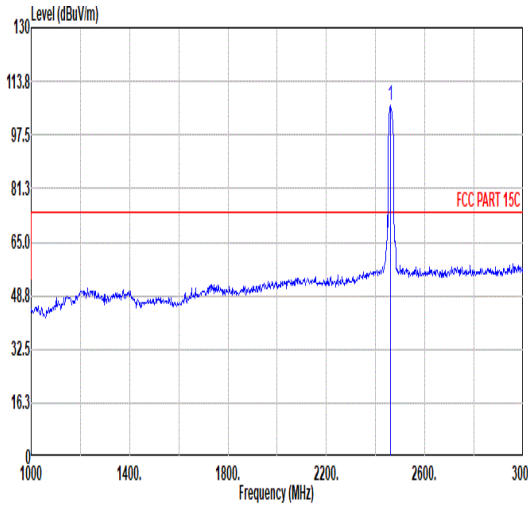
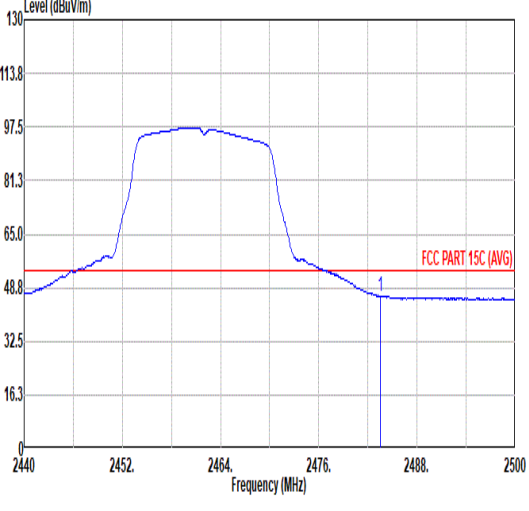
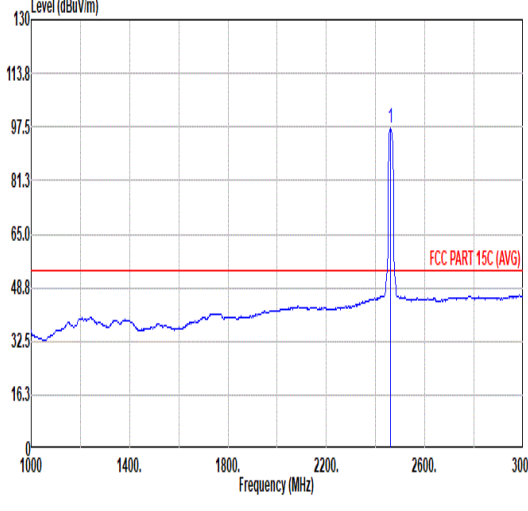


		80																																																																																
Mode		Band Edge																																																																																
		2400-2483.5_802.11g_CH10_Full RU_2457MHz																																																																																
ANT		2																																																																																
Pol.	Vertical	Fundamental																																																																																
Peak	<table border="1"> <thead> <tr> <th>Limit</th> <th>Read</th> <th>Ant</th> <th>Cable</th> <th>Preamp</th> <th>Aux</th> <th>APos</th> <th>TPos</th> <th>Remark</th> </tr> <tr> <th>Freq</th> <th>Level</th> <th>Line</th> <th>Margin</th> <th>Level</th> <th>Factor</th> <th>Loss</th> <th>Factor</th> <th>Factor</th> </tr> <tr> <th>MHz</th> <th>dBuV/m</th> <th>dBuV/m</th> <th>dB</th> <th>dBuV</th> <th>dB/m</th> <th>dB</th> <th>dB</th> <th>dB</th> </tr> </thead> <tbody> <tr> <td>1</td> <td>2483.62</td> <td>64.63</td> <td>74.00</td> <td>-9.37</td> <td>48.10</td> <td>32.13</td> <td>9.05</td> <td>30.65</td> <td>6.00</td> <td>366</td> <td>96</td> <td>PEAK</td> </tr> </tbody> </table>	Limit	Read	Ant	Cable	Preamp	Aux	APos	TPos	Remark	Freq	Level	Line	Margin	Level	Factor	Loss	Factor	Factor	MHz	dBuV/m	dBuV/m	dB	dBuV	dB/m	dB	dB	dB	1	2483.62	64.63	74.00	-9.37	48.10	32.13	9.05	30.65	6.00	366	96	PEAK	<table border="1"> <thead> <tr> <th>Limit</th> <th>Read</th> <th>Ant</th> <th>Cable</th> <th>Preamp</th> <th>Aux</th> <th>APos</th> <th>TPos</th> <th>Remark</th> </tr> <tr> <th>Freq</th> <th>Level</th> <th>Line</th> <th>Margin</th> <th>Level</th> <th>Factor</th> <th>Loss</th> <th>Factor</th> <th>Factor</th> </tr> <tr> <th>MHz</th> <th>dBuV/m</th> <th>dBuV/m</th> <th>dB</th> <th>dBuV</th> <th>dB/m</th> <th>dB</th> <th>dB</th> <th>dB</th> </tr> </thead> <tbody> <tr> <td>1</td> <td>2457.00</td> <td>110.60</td> <td>74.00</td> <td>36.60</td> <td>94.27</td> <td>32.08</td> <td>8.97</td> <td>30.72</td> <td>6.00</td> <td>366</td> <td>96</td> <td>PEAK</td> </tr> </tbody> </table>	Limit	Read	Ant	Cable	Preamp	Aux	APos	TPos	Remark	Freq	Level	Line	Margin	Level	Factor	Loss	Factor	Factor	MHz	dBuV/m	dBuV/m	dB	dBuV	dB/m	dB	dB	dB	1	2457.00	110.60	74.00	36.60	94.27	32.08	8.97	30.72	6.00	366	96	PEAK
	Limit	Read	Ant	Cable	Preamp	Aux	APos	TPos	Remark																																																																									
Freq	Level	Line	Margin	Level	Factor	Loss	Factor	Factor																																																																										
MHz	dBuV/m	dBuV/m	dB	dBuV	dB/m	dB	dB	dB																																																																										
1	2483.62	64.63	74.00	-9.37	48.10	32.13	9.05	30.65	6.00	366	96	PEAK																																																																						
Limit	Read	Ant	Cable	Preamp	Aux	APos	TPos	Remark																																																																										
Freq	Level	Line	Margin	Level	Factor	Loss	Factor	Factor																																																																										
MHz	dBuV/m	dBuV/m	dB	dBuV	dB/m	dB	dB	dB																																																																										
1	2457.00	110.60	74.00	36.60	94.27	32.08	8.97	30.72	6.00	366	96	PEAK																																																																						
Avg	<table border="1"> <thead> <tr> <th>Limit</th> <th>Read</th> <th>Ant</th> <th>Cable</th> <th>Preamp</th> <th>Aux</th> <th>APos</th> <th>TPos</th> <th>Remark</th> </tr> <tr> <th>Freq</th> <th>Level</th> <th>Line</th> <th>Margin</th> <th>Level</th> <th>Factor</th> <th>Loss</th> <th>Factor</th> <th>Factor</th> </tr> <tr> <th>MHz</th> <th>dBuV/m</th> <th>dBuV/m</th> <th>dB</th> <th>dBuV</th> <th>dB/m</th> <th>dB</th> <th>dB</th> <th>dB</th> </tr> </thead> <tbody> <tr> <td>1</td> <td>2483.51</td> <td>50.61</td> <td>54.00</td> <td>-3.39</td> <td>34.00</td> <td>32.13</td> <td>9.05</td> <td>30.65</td> <td>6.00</td> <td>366</td> <td>96</td> <td>AVERAGE</td> </tr> </tbody> </table>	Limit	Read	Ant	Cable	Preamp	Aux	APos	TPos	Remark	Freq	Level	Line	Margin	Level	Factor	Loss	Factor	Factor	MHz	dBuV/m	dBuV/m	dB	dBuV	dB/m	dB	dB	dB	1	2483.51	50.61	54.00	-3.39	34.00	32.13	9.05	30.65	6.00	366	96	AVERAGE	<table border="1"> <thead> <tr> <th>Limit</th> <th>Read</th> <th>Ant</th> <th>Cable</th> <th>Preamp</th> <th>Aux</th> <th>APos</th> <th>TPos</th> <th>Remark</th> </tr> <tr> <th>Freq</th> <th>Level</th> <th>Line</th> <th>Margin</th> <th>Level</th> <th>Factor</th> <th>Loss</th> <th>Factor</th> <th>Factor</th> </tr> <tr> <th>MHz</th> <th>dBuV/m</th> <th>dBuV/m</th> <th>dB</th> <th>dBuV</th> <th>dB/m</th> <th>dB</th> <th>dB</th> <th>dB</th> </tr> </thead> <tbody> <tr> <td>1</td> <td>2457.00</td> <td>101.63</td> <td>54.00</td> <td>47.63</td> <td>85.30</td> <td>32.08</td> <td>8.97</td> <td>30.72</td> <td>6.00</td> <td>366</td> <td>96</td> <td>AVERAGE</td> </tr> </tbody> </table>	Limit	Read	Ant	Cable	Preamp	Aux	APos	TPos	Remark	Freq	Level	Line	Margin	Level	Factor	Loss	Factor	Factor	MHz	dBuV/m	dBuV/m	dB	dBuV	dB/m	dB	dB	dB	1	2457.00	101.63	54.00	47.63	85.30	32.08	8.97	30.72	6.00	366	96	AVERAGE
	Limit	Read	Ant	Cable	Preamp	Aux	APos	TPos	Remark																																																																									
Freq	Level	Line	Margin	Level	Factor	Loss	Factor	Factor																																																																										
MHz	dBuV/m	dBuV/m	dB	dBuV	dB/m	dB	dB	dB																																																																										
1	2483.51	50.61	54.00	-3.39	34.00	32.13	9.05	30.65	6.00	366	96	AVERAGE																																																																						
Limit	Read	Ant	Cable	Preamp	Aux	APos	TPos	Remark																																																																										
Freq	Level	Line	Margin	Level	Factor	Loss	Factor	Factor																																																																										
MHz	dBuV/m	dBuV/m	dB	dBuV	dB/m	dB	dB	dB																																																																										
1	2457.00	101.63	54.00	47.63	85.30	32.08	8.97	30.72	6.00	366	96	AVERAGE																																																																						



Mode	80																																																																																																												
	Harmonic																																																																																																												
	2400-2483.5_802.11g_CH10_Full RU_2457MHz																																																																																																												
ANT	2																																																																																																												
Pol.	Horizontal	Vertical																																																																																																											
Peak Avg																																																																																																													
	<table border="1"> <thead> <tr> <th>Limit</th> <th>Read</th> <th>Ant</th> <th>Cable</th> <th>Preamp</th> <th>Aux</th> <th>APos</th> <th>TPos</th> <th>Remark</th> </tr> <tr> <th>Freq</th> <th>Level</th> <th>Line Margin</th> <th>Level Factor</th> <th>Loss Factor</th> <th>Factor</th> <th></th> <th></th> <th></th> </tr> <tr> <th>MHz</th> <th>dBuV/m</th> <th>dBuV/m</th> <th>dB</th> <th>dBuV</th> <th>dB/m</th> <th>dB</th> <th>dB</th> <th>cm</th> <th>deg</th> </tr> </thead> <tbody> <tr> <td>1</td> <td>4914.00</td> <td>40.82</td> <td>74.00</td> <td>-33.18</td> <td>59.95</td> <td>34.10</td> <td>12.21</td> <td>65.44</td> <td>0.00</td> <td>---</td> <td>---</td> <td>PEAK</td> </tr> <tr> <td>2</td> <td>7371.00</td> <td>43.39</td> <td>74.00</td> <td>-30.61</td> <td>58.10</td> <td>35.80</td> <td>14.77</td> <td>65.28</td> <td>0.00</td> <td>---</td> <td>---</td> <td>PEAK</td> </tr> </tbody> </table>	Limit	Read	Ant	Cable	Preamp	Aux	APos	TPos	Remark	Freq	Level	Line Margin	Level Factor	Loss Factor	Factor				MHz	dBuV/m	dBuV/m	dB	dBuV	dB/m	dB	dB	cm	deg	1	4914.00	40.82	74.00	-33.18	59.95	34.10	12.21	65.44	0.00	---	---	PEAK	2	7371.00	43.39	74.00	-30.61	58.10	35.80	14.77	65.28	0.00	---	---	PEAK	<table border="1"> <thead> <tr> <th>Limit</th> <th>Read</th> <th>Ant</th> <th>Cable</th> <th>Preamp</th> <th>Aux</th> <th>APos</th> <th>TPos</th> <th>Remark</th> </tr> <tr> <th>Freq</th> <th>Level</th> <th>Line Margin</th> <th>Level Factor</th> <th>Loss Factor</th> <th>Factor</th> <th></th> <th></th> <th></th> </tr> <tr> <th>MHz</th> <th>dBuV/m</th> <th>dBuV/m</th> <th>dB</th> <th>dBuV</th> <th>dB/m</th> <th>dB</th> <th>dB</th> <th>cm</th> <th>deg</th> </tr> </thead> <tbody> <tr> <td>1</td> <td>4914.00</td> <td>40.78</td> <td>74.00</td> <td>-33.22</td> <td>59.91</td> <td>34.10</td> <td>12.21</td> <td>65.44</td> <td>0.00</td> <td>---</td> <td>---</td> <td>PEAK</td> </tr> <tr> <td>2</td> <td>7371.00</td> <td>43.31</td> <td>74.00</td> <td>-30.69</td> <td>58.02</td> <td>35.80</td> <td>14.77</td> <td>65.28</td> <td>0.00</td> <td>---</td> <td>---</td> <td>PEAK</td> </tr> </tbody> </table>	Limit	Read	Ant	Cable	Preamp	Aux	APos	TPos	Remark	Freq	Level	Line Margin	Level Factor	Loss Factor	Factor				MHz	dBuV/m	dBuV/m	dB	dBuV	dB/m	dB	dB	cm	deg	1	4914.00	40.78	74.00	-33.22	59.91	34.10	12.21	65.44	0.00	---	---	PEAK	2	7371.00	43.31	74.00	-30.69	58.02	35.80	14.77	65.28	0.00	---	---
Limit	Read	Ant	Cable	Preamp	Aux	APos	TPos	Remark																																																																																																					
Freq	Level	Line Margin	Level Factor	Loss Factor	Factor																																																																																																								
MHz	dBuV/m	dBuV/m	dB	dBuV	dB/m	dB	dB	cm	deg																																																																																																				
1	4914.00	40.82	74.00	-33.18	59.95	34.10	12.21	65.44	0.00	---	---	PEAK																																																																																																	
2	7371.00	43.39	74.00	-30.61	58.10	35.80	14.77	65.28	0.00	---	---	PEAK																																																																																																	
Limit	Read	Ant	Cable	Preamp	Aux	APos	TPos	Remark																																																																																																					
Freq	Level	Line Margin	Level Factor	Loss Factor	Factor																																																																																																								
MHz	dBuV/m	dBuV/m	dB	dBuV	dB/m	dB	dB	cm	deg																																																																																																				
1	4914.00	40.78	74.00	-33.22	59.91	34.10	12.21	65.44	0.00	---	---	PEAK																																																																																																	
2	7371.00	43.31	74.00	-30.69	58.02	35.80	14.77	65.28	0.00	---	---	PEAK																																																																																																	



Mode	81																																																																																	
	Band Edge																																																																																	
	2400-2483.5_802.11g_CH11_2462MHz																																																																																	
ANT	2																																																																																	
Pol.	Horizontal	Fundamental																																																																																
Peak	 <table border="1" data-bbox="268 1131 774 1254"> <thead> <tr> <th>Limit</th> <th>Over</th> <th>Read</th> <th>Ant</th> <th>Cable</th> <th>Preamp</th> <th>Aux</th> <th>APos</th> <th>TPos</th> </tr> <tr> <th>Freq</th> <th>Level</th> <th>Line</th> <th>Limit</th> <th>Level</th> <th>Factor</th> <th>Loss</th> <th>Factor</th> <th>Factor</th> </tr> <tr> <th>MHz</th> <th>dBuV/m</th> <th>dBuV/m</th> <th>dB</th> <th>dBuV</th> <th>dB/m</th> <th>dB</th> <th>dB</th> <th>dB</th> </tr> </thead> <tbody> <tr> <td>1</td> <td>2487.76</td> <td>58.17</td> <td>74.00</td> <td>-15.83</td> <td>41.77</td> <td>32.40</td> <td>8.88</td> <td>30.88</td> <td>6.00</td> <td>116</td> <td>38</td> <td>PEAK</td> </tr> </tbody> </table>	Limit	Over	Read	Ant	Cable	Preamp	Aux	APos	TPos	Freq	Level	Line	Limit	Level	Factor	Loss	Factor	Factor	MHz	dBuV/m	dBuV/m	dB	dBuV	dB/m	dB	dB	dB	1	2487.76	58.17	74.00	-15.83	41.77	32.40	8.88	30.88	6.00	116	38	PEAK	 <table border="1" data-bbox="906 1131 1412 1254"> <thead> <tr> <th>Limit</th> <th>Over</th> <th>Read</th> <th>Ant</th> <th>Cable</th> <th>Preamp</th> <th>Aux</th> <th>APos</th> <th>TPos</th> </tr> <tr> <th>Freq</th> <th>Level</th> <th>Line</th> <th>Limit</th> <th>Level</th> <th>Factor</th> <th>Loss</th> <th>Factor</th> <th>Factor</th> </tr> <tr> <th>MHz</th> <th>dBuV/m</th> <th>dBuV/m</th> <th>dB</th> <th>dBuV</th> <th>dB/m</th> <th>dB</th> <th>dB</th> <th>dB</th> </tr> </thead> <tbody> <tr> <td>1</td> <td>2462.00</td> <td>106.50</td> <td>-----</td> <td>-----</td> <td>90.11</td> <td>32.40</td> <td>8.89</td> <td>30.90</td> <td>6.00</td> <td>116</td> <td>38</td> <td>PEAK</td> </tr> </tbody> </table>	Limit	Over	Read	Ant	Cable	Preamp	Aux	APos	TPos	Freq	Level	Line	Limit	Level	Factor	Loss	Factor	Factor	MHz	dBuV/m	dBuV/m	dB	dBuV	dB/m	dB	dB	dB	1	2462.00	106.50	-----	-----	90.11	32.40	8.89	30.90	6.00	116	38	PEAK
	Limit	Over	Read	Ant	Cable	Preamp	Aux	APos	TPos																																																																									
Freq	Level	Line	Limit	Level	Factor	Loss	Factor	Factor																																																																										
MHz	dBuV/m	dBuV/m	dB	dBuV	dB/m	dB	dB	dB																																																																										
1	2487.76	58.17	74.00	-15.83	41.77	32.40	8.88	30.88	6.00	116	38	PEAK																																																																						
Limit	Over	Read	Ant	Cable	Preamp	Aux	APos	TPos																																																																										
Freq	Level	Line	Limit	Level	Factor	Loss	Factor	Factor																																																																										
MHz	dBuV/m	dBuV/m	dB	dBuV	dB/m	dB	dB	dB																																																																										
1	2462.00	106.50	-----	-----	90.11	32.40	8.89	30.90	6.00	116	38	PEAK																																																																						
Avg	 <table border="1" data-bbox="268 1818 774 1942"> <thead> <tr> <th>Limit</th> <th>Over</th> <th>Read</th> <th>Ant</th> <th>Cable</th> <th>Preamp</th> <th>Aux</th> <th>APos</th> <th>TPos</th> </tr> <tr> <th>Freq</th> <th>Level</th> <th>Line</th> <th>Limit</th> <th>Level</th> <th>Factor</th> <th>Loss</th> <th>Factor</th> <th>Factor</th> </tr> <tr> <th>MHz</th> <th>dBuV/m</th> <th>dBuV/m</th> <th>dB</th> <th>dBuV</th> <th>dB/m</th> <th>dB</th> <th>dB</th> <th>dB</th> </tr> </thead> <tbody> <tr> <td>1</td> <td>2483.50</td> <td>46.28</td> <td>54.00</td> <td>-7.72</td> <td>29.88</td> <td>32.40</td> <td>8.88</td> <td>30.88</td> <td>6.00</td> <td>116</td> <td>38</td> <td>AVERAGE</td> </tr> </tbody> </table>	Limit	Over	Read	Ant	Cable	Preamp	Aux	APos	TPos	Freq	Level	Line	Limit	Level	Factor	Loss	Factor	Factor	MHz	dBuV/m	dBuV/m	dB	dBuV	dB/m	dB	dB	dB	1	2483.50	46.28	54.00	-7.72	29.88	32.40	8.88	30.88	6.00	116	38	AVERAGE	 <table border="1" data-bbox="906 1818 1412 1942"> <thead> <tr> <th>Limit</th> <th>Over</th> <th>Read</th> <th>Ant</th> <th>Cable</th> <th>Preamp</th> <th>Aux</th> <th>APos</th> <th>TPos</th> </tr> <tr> <th>Freq</th> <th>Level</th> <th>Line</th> <th>Limit</th> <th>Level</th> <th>Factor</th> <th>Loss</th> <th>Factor</th> <th>Factor</th> </tr> <tr> <th>MHz</th> <th>dBuV/m</th> <th>dBuV/m</th> <th>dB</th> <th>dBuV</th> <th>dB/m</th> <th>dB</th> <th>dB</th> <th>dB</th> </tr> </thead> <tbody> <tr> <td>1</td> <td>2462.00</td> <td>97.23</td> <td>-----</td> <td>-----</td> <td>80.83</td> <td>32.40</td> <td>8.89</td> <td>30.89</td> <td>6.00</td> <td>116</td> <td>38</td> <td>AVERAGE</td> </tr> </tbody> </table>	Limit	Over	Read	Ant	Cable	Preamp	Aux	APos	TPos	Freq	Level	Line	Limit	Level	Factor	Loss	Factor	Factor	MHz	dBuV/m	dBuV/m	dB	dBuV	dB/m	dB	dB	dB	1	2462.00	97.23	-----	-----	80.83	32.40	8.89	30.89	6.00	116	38	AVERAGE
Limit	Over	Read	Ant	Cable	Preamp	Aux	APos	TPos																																																																										
Freq	Level	Line	Limit	Level	Factor	Loss	Factor	Factor																																																																										
MHz	dBuV/m	dBuV/m	dB	dBuV	dB/m	dB	dB	dB																																																																										
1	2483.50	46.28	54.00	-7.72	29.88	32.40	8.88	30.88	6.00	116	38	AVERAGE																																																																						
Limit	Over	Read	Ant	Cable	Preamp	Aux	APos	TPos																																																																										
Freq	Level	Line	Limit	Level	Factor	Loss	Factor	Factor																																																																										
MHz	dBuV/m	dBuV/m	dB	dBuV	dB/m	dB	dB	dB																																																																										
1	2462.00	97.23	-----	-----	80.83	32.40	8.89	30.89	6.00	116	38	AVERAGE																																																																						



Mode	81																																																																																	
	Band Edge																																																																																	
	2400-2483.5_802.11g_CH11_2462MHz																																																																																	
ANT	2																																																																																	
Pol.	Vertical	Fundamental																																																																																
Peak	<table border="1"> <thead> <tr> <th>Limit</th> <th>Over</th> <th>Read</th> <th>Ant</th> <th>Cable</th> <th>Preamp</th> <th>Aux</th> <th>APos</th> <th>TPos</th> </tr> <tr> <th>Freq</th> <th>Level</th> <th>Line</th> <th>Limit</th> <th>Level</th> <th>Factor</th> <th>Loss</th> <th>Factor</th> <th>Factor</th> </tr> <tr> <th>MHz</th> <th>dBuV/m</th> <th>dBuV/m</th> <th>dB</th> <th>dBuV</th> <th>dB/m</th> <th>dB</th> <th>dB</th> <th>dB</th> </tr> </thead> <tbody> <tr> <td>1</td> <td>2483.56</td> <td>58.32</td> <td>74.00</td> <td>-15.68</td> <td>41.92</td> <td>32.40</td> <td>8.88</td> <td>30.88</td> <td>6.00</td> <td>268</td> <td>136</td> <td>PEAK</td> </tr> </tbody> </table>	Limit	Over	Read	Ant	Cable	Preamp	Aux	APos	TPos	Freq	Level	Line	Limit	Level	Factor	Loss	Factor	Factor	MHz	dBuV/m	dBuV/m	dB	dBuV	dB/m	dB	dB	dB	1	2483.56	58.32	74.00	-15.68	41.92	32.40	8.88	30.88	6.00	268	136	PEAK	<table border="1"> <thead> <tr> <th>Limit</th> <th>Over</th> <th>Read</th> <th>Ant</th> <th>Cable</th> <th>Preamp</th> <th>Aux</th> <th>APos</th> <th>TPos</th> </tr> <tr> <th>Freq</th> <th>Level</th> <th>Line</th> <th>Limit</th> <th>Level</th> <th>Factor</th> <th>Loss</th> <th>Factor</th> <th>Factor</th> </tr> <tr> <th>MHz</th> <th>dBuV/m</th> <th>dBuV/m</th> <th>dB</th> <th>dBuV</th> <th>dB/m</th> <th>dB</th> <th>dB</th> <th>dB</th> </tr> </thead> <tbody> <tr> <td>1</td> <td>2462.00</td> <td>105.05</td> <td>-----</td> <td>-----</td> <td>88.65</td> <td>32.40</td> <td>8.90</td> <td>30.90</td> <td>6.00</td> <td>268</td> <td>136</td> <td>PEAK</td> </tr> </tbody> </table>	Limit	Over	Read	Ant	Cable	Preamp	Aux	APos	TPos	Freq	Level	Line	Limit	Level	Factor	Loss	Factor	Factor	MHz	dBuV/m	dBuV/m	dB	dBuV	dB/m	dB	dB	dB	1	2462.00	105.05	-----	-----	88.65	32.40	8.90	30.90	6.00	268	136	PEAK
	Limit	Over	Read	Ant	Cable	Preamp	Aux	APos	TPos																																																																									
Freq	Level	Line	Limit	Level	Factor	Loss	Factor	Factor																																																																										
MHz	dBuV/m	dBuV/m	dB	dBuV	dB/m	dB	dB	dB																																																																										
1	2483.56	58.32	74.00	-15.68	41.92	32.40	8.88	30.88	6.00	268	136	PEAK																																																																						
Limit	Over	Read	Ant	Cable	Preamp	Aux	APos	TPos																																																																										
Freq	Level	Line	Limit	Level	Factor	Loss	Factor	Factor																																																																										
MHz	dBuV/m	dBuV/m	dB	dBuV	dB/m	dB	dB	dB																																																																										
1	2462.00	105.05	-----	-----	88.65	32.40	8.90	30.90	6.00	268	136	PEAK																																																																						
Avg	<table border="1"> <thead> <tr> <th>Limit</th> <th>Over</th> <th>Read</th> <th>Ant</th> <th>Cable</th> <th>Preamp</th> <th>Aux</th> <th>APos</th> <th>TPos</th> </tr> <tr> <th>Freq</th> <th>Level</th> <th>Line</th> <th>Limit</th> <th>Level</th> <th>Factor</th> <th>Loss</th> <th>Factor</th> <th>Factor</th> </tr> <tr> <th>MHz</th> <th>dBuV/m</th> <th>dBuV/m</th> <th>dB</th> <th>dBuV</th> <th>dB/m</th> <th>dB</th> <th>dB</th> <th>dB</th> </tr> </thead> <tbody> <tr> <td>1</td> <td>2483.62</td> <td>45.32</td> <td>54.00</td> <td>-8.68</td> <td>28.92</td> <td>32.40</td> <td>8.88</td> <td>30.88</td> <td>6.00</td> <td>268</td> <td>136</td> <td>AVERAGE</td> </tr> </tbody> </table>	Limit	Over	Read	Ant	Cable	Preamp	Aux	APos	TPos	Freq	Level	Line	Limit	Level	Factor	Loss	Factor	Factor	MHz	dBuV/m	dBuV/m	dB	dBuV	dB/m	dB	dB	dB	1	2483.62	45.32	54.00	-8.68	28.92	32.40	8.88	30.88	6.00	268	136	AVERAGE	<table border="1"> <thead> <tr> <th>Limit</th> <th>Over</th> <th>Read</th> <th>Ant</th> <th>Cable</th> <th>Preamp</th> <th>Aux</th> <th>APos</th> <th>TPos</th> </tr> <tr> <th>Freq</th> <th>Level</th> <th>Line</th> <th>Limit</th> <th>Level</th> <th>Factor</th> <th>Loss</th> <th>Factor</th> <th>Factor</th> </tr> <tr> <th>MHz</th> <th>dBuV/m</th> <th>dBuV/m</th> <th>dB</th> <th>dBuV</th> <th>dB/m</th> <th>dB</th> <th>dB</th> <th>dB</th> </tr> </thead> <tbody> <tr> <td>1</td> <td>2462.00</td> <td>95.53</td> <td>-----</td> <td>-----</td> <td>79.14</td> <td>32.40</td> <td>8.89</td> <td>30.90</td> <td>6.00</td> <td>268</td> <td>136</td> <td>AVERAGE</td> </tr> </tbody> </table>	Limit	Over	Read	Ant	Cable	Preamp	Aux	APos	TPos	Freq	Level	Line	Limit	Level	Factor	Loss	Factor	Factor	MHz	dBuV/m	dBuV/m	dB	dBuV	dB/m	dB	dB	dB	1	2462.00	95.53	-----	-----	79.14	32.40	8.89	30.90	6.00	268	136	AVERAGE
Limit	Over	Read	Ant	Cable	Preamp	Aux	APos	TPos																																																																										
Freq	Level	Line	Limit	Level	Factor	Loss	Factor	Factor																																																																										
MHz	dBuV/m	dBuV/m	dB	dBuV	dB/m	dB	dB	dB																																																																										
1	2483.62	45.32	54.00	-8.68	28.92	32.40	8.88	30.88	6.00	268	136	AVERAGE																																																																						
Limit	Over	Read	Ant	Cable	Preamp	Aux	APos	TPos																																																																										
Freq	Level	Line	Limit	Level	Factor	Loss	Factor	Factor																																																																										
MHz	dBuV/m	dBuV/m	dB	dBuV	dB/m	dB	dB	dB																																																																										
1	2462.00	95.53	-----	-----	79.14	32.40	8.89	30.90	6.00	268	136	AVERAGE																																																																						



Mode	81																																																																																																													
	Harmonic																																																																																																													
	2400-2483.5_802.11g_CH11_2462MHz																																																																																																													
ANT	2																																																																																																													
Pol.	Horizontal	Vertical																																																																																																												
Peak Avg	<table border="1"> <thead> <tr> <th>Limit</th> <th>Read</th> <th>Ant</th> <th>Cable</th> <th>Preamp</th> <th>Aux</th> <th>APos</th> <th>TPos</th> <th>Remark</th> </tr> <tr> <th>Freq</th> <th>Level</th> <th>Line Margin</th> <th>Level Factor</th> <th>Loss Factor</th> <th>Factor</th> <th></th> <th></th> <th></th> </tr> <tr> <th>MHz</th> <th>dBuV/m</th> <th>dBuV/m</th> <th>dB</th> <th>dBuV</th> <th>dB/m</th> <th>dB</th> <th>dB</th> <th>cm</th> <th>deg</th> </tr> </thead> <tbody> <tr> <td>1</td> <td>4924.00</td> <td>40.96</td> <td>74.00</td> <td>-33.04</td> <td>60.00</td> <td>34.10</td> <td>12.22</td> <td>65.44</td> <td>0.00</td> <td>---</td> <td>---</td> <td>PEAK</td> </tr> <tr> <td>2</td> <td>7386.00</td> <td>42.84</td> <td>74.00</td> <td>-31.16</td> <td>57.55</td> <td>35.00</td> <td>14.78</td> <td>65.29</td> <td>0.00</td> <td>---</td> <td>---</td> <td>PEAK</td> </tr> </tbody> </table>	Limit	Read	Ant	Cable	Preamp	Aux	APos	TPos	Remark	Freq	Level	Line Margin	Level Factor	Loss Factor	Factor				MHz	dBuV/m	dBuV/m	dB	dBuV	dB/m	dB	dB	cm	deg	1	4924.00	40.96	74.00	-33.04	60.00	34.10	12.22	65.44	0.00	---	---	PEAK	2	7386.00	42.84	74.00	-31.16	57.55	35.00	14.78	65.29	0.00	---	---	PEAK	<table border="1"> <thead> <tr> <th>Limit</th> <th>Read</th> <th>Ant</th> <th>Cable</th> <th>Preamp</th> <th>Aux</th> <th>APos</th> <th>TPos</th> <th>Remark</th> </tr> <tr> <th>Freq</th> <th>Level</th> <th>Line Margin</th> <th>Level Factor</th> <th>Loss Factor</th> <th>Factor</th> <th></th> <th></th> <th></th> </tr> <tr> <th>MHz</th> <th>dBuV/m</th> <th>dBuV/m</th> <th>dB</th> <th>dBuV</th> <th>dB/m</th> <th>dB</th> <th>dB</th> <th>cm</th> <th>deg</th> </tr> </thead> <tbody> <tr> <td>1</td> <td>4924.00</td> <td>40.91</td> <td>74.00</td> <td>-33.09</td> <td>60.03</td> <td>34.10</td> <td>12.22</td> <td>65.44</td> <td>0.00</td> <td>---</td> <td>---</td> <td>PEAK</td> </tr> <tr> <td>2</td> <td>7386.00</td> <td>42.86</td> <td>74.00</td> <td>-31.14</td> <td>57.57</td> <td>35.00</td> <td>14.78</td> <td>65.29</td> <td>0.00</td> <td>---</td> <td>---</td> <td>PEAK</td> </tr> </tbody> </table>	Limit	Read	Ant	Cable	Preamp	Aux	APos	TPos	Remark	Freq	Level	Line Margin	Level Factor	Loss Factor	Factor				MHz	dBuV/m	dBuV/m	dB	dBuV	dB/m	dB	dB	cm	deg	1	4924.00	40.91	74.00	-33.09	60.03	34.10	12.22	65.44	0.00	---	---	PEAK	2	7386.00	42.86	74.00	-31.14	57.57	35.00	14.78	65.29	0.00	---	---	PEAK
Limit	Read	Ant	Cable	Preamp	Aux	APos	TPos	Remark																																																																																																						
Freq	Level	Line Margin	Level Factor	Loss Factor	Factor																																																																																																									
MHz	dBuV/m	dBuV/m	dB	dBuV	dB/m	dB	dB	cm	deg																																																																																																					
1	4924.00	40.96	74.00	-33.04	60.00	34.10	12.22	65.44	0.00	---	---	PEAK																																																																																																		
2	7386.00	42.84	74.00	-31.16	57.55	35.00	14.78	65.29	0.00	---	---	PEAK																																																																																																		
Limit	Read	Ant	Cable	Preamp	Aux	APos	TPos	Remark																																																																																																						
Freq	Level	Line Margin	Level Factor	Loss Factor	Factor																																																																																																									
MHz	dBuV/m	dBuV/m	dB	dBuV	dB/m	dB	dB	cm	deg																																																																																																					
1	4924.00	40.91	74.00	-33.09	60.03	34.10	12.22	65.44	0.00	---	---	PEAK																																																																																																		
2	7386.00	42.86	74.00	-31.14	57.57	35.00	14.78	65.29	0.00	---	---	PEAK																																																																																																		



		82																																																																																
Mode		Band Edge																																																																																
		2400-2483.5_802.11g_CH12_2467MHz																																																																																
ANT		2																																																																																
Pol.	Horizontal		Fundamental																																																																															
Peak	<p>Level (dBuV/m)</p> <p>Frequency (MHz)</p> <p>FCC PART 15C</p> <table border="1"> <thead> <tr> <th>Limit</th> <th>Over</th> <th>Read</th> <th>Ant</th> <th>Cable</th> <th>Preamp</th> <th>Aux</th> <th>APos</th> <th>TPos</th> </tr> <tr> <th>Freq</th> <th>Level</th> <th>Line</th> <th>Limit</th> <th>Level</th> <th>Factor</th> <th>Loss</th> <th>Factor</th> <th>Factor</th> </tr> <tr> <th>MHz</th> <th>dBuV/m</th> <th>dBuV/m</th> <th>dB</th> <th>dBuV</th> <th>dB/m</th> <th>dB</th> <th>dB</th> <th>dB</th> </tr> </thead> <tbody> <tr> <td>1</td> <td>2483.55</td> <td>58.01</td> <td>74.00</td> <td>-15.99</td> <td>41.61</td> <td>32.40</td> <td>8.88</td> <td>30.88</td> <td>6.00</td> <td>139</td> <td>38</td> <td>PEAK</td> </tr> </tbody> </table>	Limit	Over	Read	Ant	Cable	Preamp	Aux	APos	TPos	Freq	Level	Line	Limit	Level	Factor	Loss	Factor	Factor	MHz	dBuV/m	dBuV/m	dB	dBuV	dB/m	dB	dB	dB	1	2483.55	58.01	74.00	-15.99	41.61	32.40	8.88	30.88	6.00	139	38	PEAK	<p>Level (dBuV/m)</p> <p>Frequency (MHz)</p> <p>FCC PART 15C</p> <table border="1"> <thead> <tr> <th>Limit</th> <th>Over</th> <th>Read</th> <th>Ant</th> <th>Cable</th> <th>Preamp</th> <th>Aux</th> <th>APos</th> <th>TPos</th> </tr> <tr> <th>Freq</th> <th>Level</th> <th>Line</th> <th>Limit</th> <th>Level</th> <th>Factor</th> <th>Loss</th> <th>Factor</th> <th>Factor</th> </tr> <tr> <th>MHz</th> <th>dBuV/m</th> <th>dBuV/m</th> <th>dB</th> <th>dBuV</th> <th>dB/m</th> <th>dB</th> <th>dB</th> <th>dB</th> </tr> </thead> <tbody> <tr> <td>1</td> <td>2467.00</td> <td>103.16</td> <td>-----</td> <td>-----</td> <td>86.76</td> <td>32.40</td> <td>8.89</td> <td>30.89</td> <td>6.00</td> <td>139</td> <td>38</td> <td>PEAK</td> </tr> </tbody> </table>	Limit	Over	Read	Ant	Cable	Preamp	Aux	APos	TPos	Freq	Level	Line	Limit	Level	Factor	Loss	Factor	Factor	MHz	dBuV/m	dBuV/m	dB	dBuV	dB/m	dB	dB	dB	1	2467.00	103.16	-----	-----	86.76	32.40	8.89	30.89	6.00	139	38	PEAK
	Limit	Over	Read	Ant	Cable	Preamp	Aux	APos	TPos																																																																									
Freq	Level	Line	Limit	Level	Factor	Loss	Factor	Factor																																																																										
MHz	dBuV/m	dBuV/m	dB	dBuV	dB/m	dB	dB	dB																																																																										
1	2483.55	58.01	74.00	-15.99	41.61	32.40	8.88	30.88	6.00	139	38	PEAK																																																																						
Limit	Over	Read	Ant	Cable	Preamp	Aux	APos	TPos																																																																										
Freq	Level	Line	Limit	Level	Factor	Loss	Factor	Factor																																																																										
MHz	dBuV/m	dBuV/m	dB	dBuV	dB/m	dB	dB	dB																																																																										
1	2467.00	103.16	-----	-----	86.76	32.40	8.89	30.89	6.00	139	38	PEAK																																																																						
Avg	<p>Level (dBuV/m)</p> <p>Frequency (MHz)</p> <p>FCC PART 15C (AVG)</p> <table border="1"> <thead> <tr> <th>Limit</th> <th>Over</th> <th>Read</th> <th>Ant</th> <th>Cable</th> <th>Preamp</th> <th>Aux</th> <th>APos</th> <th>TPos</th> </tr> <tr> <th>Freq</th> <th>Level</th> <th>Line</th> <th>Limit</th> <th>Level</th> <th>Factor</th> <th>Loss</th> <th>Factor</th> <th>Factor</th> </tr> <tr> <th>MHz</th> <th>dBuV/m</th> <th>dBuV/m</th> <th>dB</th> <th>dBuV</th> <th>dB/m</th> <th>dB</th> <th>dB</th> <th>dB</th> </tr> </thead> <tbody> <tr> <td>1</td> <td>2483.50</td> <td>45.90</td> <td>54.00</td> <td>-8.10</td> <td>29.50</td> <td>32.40</td> <td>8.88</td> <td>30.88</td> <td>6.00</td> <td>139</td> <td>38</td> <td>AVERAGE</td> </tr> </tbody> </table>	Limit	Over	Read	Ant	Cable	Preamp	Aux	APos	TPos	Freq	Level	Line	Limit	Level	Factor	Loss	Factor	Factor	MHz	dBuV/m	dBuV/m	dB	dBuV	dB/m	dB	dB	dB	1	2483.50	45.90	54.00	-8.10	29.50	32.40	8.88	30.88	6.00	139	38	AVERAGE	<p>Level (dBuV/m)</p> <p>Frequency (MHz)</p> <p>FCC PART 15C (AVG)</p> <table border="1"> <thead> <tr> <th>Limit</th> <th>Over</th> <th>Read</th> <th>Ant</th> <th>Cable</th> <th>Preamp</th> <th>Aux</th> <th>APos</th> <th>TPos</th> </tr> <tr> <th>Freq</th> <th>Level</th> <th>Line</th> <th>Limit</th> <th>Level</th> <th>Factor</th> <th>Loss</th> <th>Factor</th> <th>Factor</th> </tr> <tr> <th>MHz</th> <th>dBuV/m</th> <th>dBuV/m</th> <th>dB</th> <th>dBuV</th> <th>dB/m</th> <th>dB</th> <th>dB</th> <th>dB</th> </tr> </thead> <tbody> <tr> <td>1</td> <td>2467.00</td> <td>94.40</td> <td>-----</td> <td>-----</td> <td>78.00</td> <td>32.40</td> <td>8.89</td> <td>30.89</td> <td>6.00</td> <td>139</td> <td>38</td> <td>AVERAGE</td> </tr> </tbody> </table>	Limit	Over	Read	Ant	Cable	Preamp	Aux	APos	TPos	Freq	Level	Line	Limit	Level	Factor	Loss	Factor	Factor	MHz	dBuV/m	dBuV/m	dB	dBuV	dB/m	dB	dB	dB	1	2467.00	94.40	-----	-----	78.00	32.40	8.89	30.89	6.00	139	38	AVERAGE
Limit	Over	Read	Ant	Cable	Preamp	Aux	APos	TPos																																																																										
Freq	Level	Line	Limit	Level	Factor	Loss	Factor	Factor																																																																										
MHz	dBuV/m	dBuV/m	dB	dBuV	dB/m	dB	dB	dB																																																																										
1	2483.50	45.90	54.00	-8.10	29.50	32.40	8.88	30.88	6.00	139	38	AVERAGE																																																																						
Limit	Over	Read	Ant	Cable	Preamp	Aux	APos	TPos																																																																										
Freq	Level	Line	Limit	Level	Factor	Loss	Factor	Factor																																																																										
MHz	dBuV/m	dBuV/m	dB	dBuV	dB/m	dB	dB	dB																																																																										
1	2467.00	94.40	-----	-----	78.00	32.40	8.89	30.89	6.00	139	38	AVERAGE																																																																						

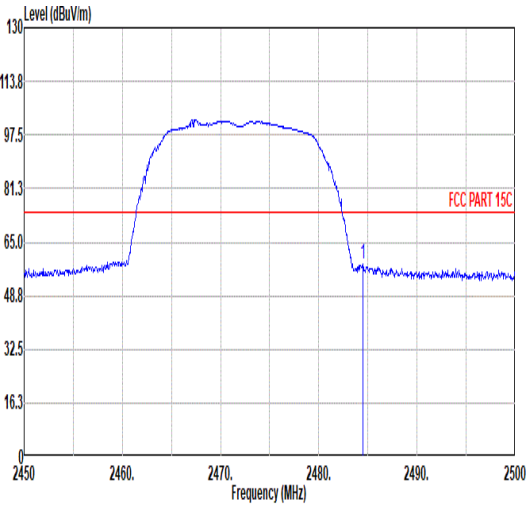
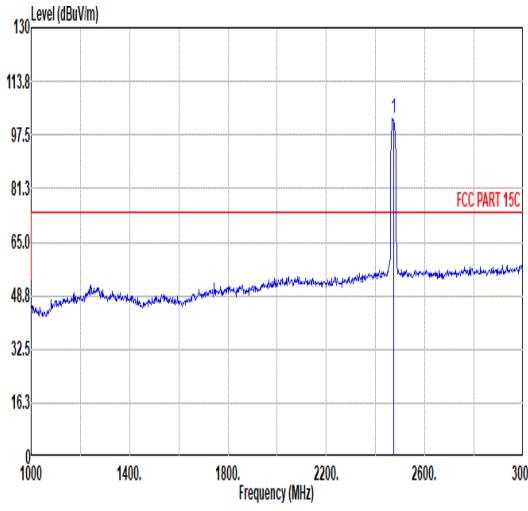
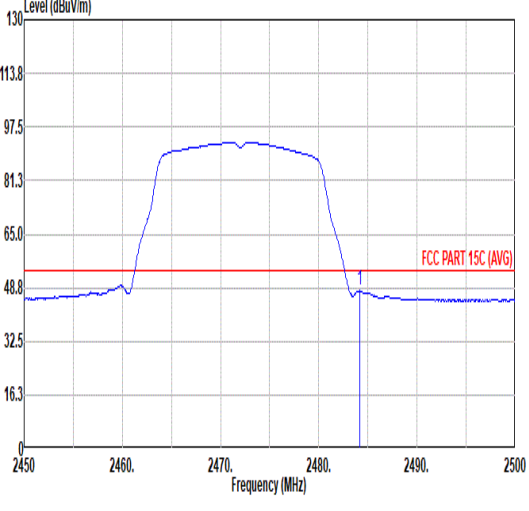
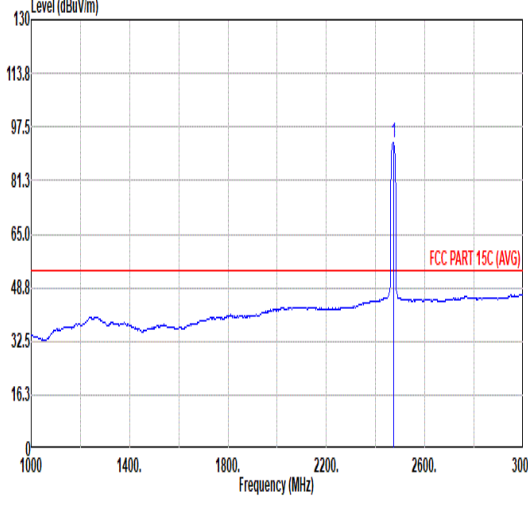


		82																																																																																
Mode		Band Edge																																																																																
		2400-2483.5_802.11g_CH12_2467MHz																																																																																
ANT		2																																																																																
Pol.	Vertical	Fundamental																																																																																
Peak	<table border="1"> <thead> <tr> <th>Limit</th> <th>Over</th> <th>Read</th> <th>Ant</th> <th>Cable</th> <th>Preamp</th> <th>Aux</th> <th>APos</th> <th>TPos</th> </tr> <tr> <th>Freq</th> <th>Level</th> <th>Line</th> <th>Level</th> <th>Factor</th> <th>Loss</th> <th>Factor</th> <th>Factor</th> <th>Remark</th> </tr> <tr> <th>MHz</th> <th>dBuV/m</th> <th>dBuV/m</th> <th>dB</th> <th>dBuV</th> <th>dB/m</th> <th>dB</th> <th>dB</th> <th>dB</th> </tr> </thead> <tbody> <tr> <td>1</td> <td>2483.75</td> <td>56.35</td> <td>74.00</td> <td>-17.65</td> <td>39.95</td> <td>32.40</td> <td>8.88</td> <td>30.88</td> <td>6.00</td> <td>211</td> <td>120</td> <td>PEAK</td> </tr> </tbody> </table>	Limit	Over	Read	Ant	Cable	Preamp	Aux	APos	TPos	Freq	Level	Line	Level	Factor	Loss	Factor	Factor	Remark	MHz	dBuV/m	dBuV/m	dB	dBuV	dB/m	dB	dB	dB	1	2483.75	56.35	74.00	-17.65	39.95	32.40	8.88	30.88	6.00	211	120	PEAK	<table border="1"> <thead> <tr> <th>Limit</th> <th>Over</th> <th>Read</th> <th>Ant</th> <th>Cable</th> <th>Preamp</th> <th>Aux</th> <th>APos</th> <th>TPos</th> </tr> <tr> <th>Freq</th> <th>Level</th> <th>Line</th> <th>Level</th> <th>Factor</th> <th>Loss</th> <th>Factor</th> <th>Factor</th> <th>Remark</th> </tr> <tr> <th>MHz</th> <th>dBuV/m</th> <th>dBuV/m</th> <th>dB</th> <th>dBuV</th> <th>dB/m</th> <th>dB</th> <th>dB</th> <th>dB</th> </tr> </thead> <tbody> <tr> <td>1</td> <td>2467.00</td> <td>102.99</td> <td>-----</td> <td>-----</td> <td>86.59</td> <td>32.40</td> <td>8.89</td> <td>30.89</td> <td>6.00</td> <td>211</td> <td>120</td> <td>PEAK</td> </tr> </tbody> </table>	Limit	Over	Read	Ant	Cable	Preamp	Aux	APos	TPos	Freq	Level	Line	Level	Factor	Loss	Factor	Factor	Remark	MHz	dBuV/m	dBuV/m	dB	dBuV	dB/m	dB	dB	dB	1	2467.00	102.99	-----	-----	86.59	32.40	8.89	30.89	6.00	211	120	PEAK
	Limit	Over	Read	Ant	Cable	Preamp	Aux	APos	TPos																																																																									
Freq	Level	Line	Level	Factor	Loss	Factor	Factor	Remark																																																																										
MHz	dBuV/m	dBuV/m	dB	dBuV	dB/m	dB	dB	dB																																																																										
1	2483.75	56.35	74.00	-17.65	39.95	32.40	8.88	30.88	6.00	211	120	PEAK																																																																						
Limit	Over	Read	Ant	Cable	Preamp	Aux	APos	TPos																																																																										
Freq	Level	Line	Level	Factor	Loss	Factor	Factor	Remark																																																																										
MHz	dBuV/m	dBuV/m	dB	dBuV	dB/m	dB	dB	dB																																																																										
1	2467.00	102.99	-----	-----	86.59	32.40	8.89	30.89	6.00	211	120	PEAK																																																																						
Avg	<table border="1"> <thead> <tr> <th>Limit</th> <th>Over</th> <th>Read</th> <th>Ant</th> <th>Cable</th> <th>Preamp</th> <th>Aux</th> <th>APos</th> <th>TPos</th> </tr> <tr> <th>Freq</th> <th>Level</th> <th>Line</th> <th>Level</th> <th>Factor</th> <th>Loss</th> <th>Factor</th> <th>Factor</th> <th>Remark</th> </tr> <tr> <th>MHz</th> <th>dBuV/m</th> <th>dBuV/m</th> <th>dB</th> <th>dBuV</th> <th>dB/m</th> <th>dB</th> <th>dB</th> <th>dB</th> </tr> </thead> <tbody> <tr> <td>1</td> <td>2483.65</td> <td>45.24</td> <td>54.00</td> <td>-8.76</td> <td>28.84</td> <td>32.40</td> <td>8.88</td> <td>30.88</td> <td>6.00</td> <td>211</td> <td>120</td> <td>AVERAGE</td> </tr> </tbody> </table>	Limit	Over	Read	Ant	Cable	Preamp	Aux	APos	TPos	Freq	Level	Line	Level	Factor	Loss	Factor	Factor	Remark	MHz	dBuV/m	dBuV/m	dB	dBuV	dB/m	dB	dB	dB	1	2483.65	45.24	54.00	-8.76	28.84	32.40	8.88	30.88	6.00	211	120	AVERAGE	<table border="1"> <thead> <tr> <th>Limit</th> <th>Over</th> <th>Read</th> <th>Ant</th> <th>Cable</th> <th>Preamp</th> <th>Aux</th> <th>APos</th> <th>TPos</th> </tr> <tr> <th>Freq</th> <th>Level</th> <th>Line</th> <th>Level</th> <th>Factor</th> <th>Loss</th> <th>Factor</th> <th>Factor</th> <th>Remark</th> </tr> <tr> <th>MHz</th> <th>dBuV/m</th> <th>dBuV/m</th> <th>dB</th> <th>dBuV</th> <th>dB/m</th> <th>dB</th> <th>dB</th> <th>dB</th> </tr> </thead> <tbody> <tr> <td>1</td> <td>2467.00</td> <td>93.69</td> <td>-----</td> <td>-----</td> <td>77.29</td> <td>32.40</td> <td>8.89</td> <td>30.89</td> <td>6.00</td> <td>211</td> <td>120</td> <td>AVERAGE</td> </tr> </tbody> </table>	Limit	Over	Read	Ant	Cable	Preamp	Aux	APos	TPos	Freq	Level	Line	Level	Factor	Loss	Factor	Factor	Remark	MHz	dBuV/m	dBuV/m	dB	dBuV	dB/m	dB	dB	dB	1	2467.00	93.69	-----	-----	77.29	32.40	8.89	30.89	6.00	211	120	AVERAGE
	Limit	Over	Read	Ant	Cable	Preamp	Aux	APos	TPos																																																																									
Freq	Level	Line	Level	Factor	Loss	Factor	Factor	Remark																																																																										
MHz	dBuV/m	dBuV/m	dB	dBuV	dB/m	dB	dB	dB																																																																										
1	2483.65	45.24	54.00	-8.76	28.84	32.40	8.88	30.88	6.00	211	120	AVERAGE																																																																						
Limit	Over	Read	Ant	Cable	Preamp	Aux	APos	TPos																																																																										
Freq	Level	Line	Level	Factor	Loss	Factor	Factor	Remark																																																																										
MHz	dBuV/m	dBuV/m	dB	dBuV	dB/m	dB	dB	dB																																																																										
1	2467.00	93.69	-----	-----	77.29	32.40	8.89	30.89	6.00	211	120	AVERAGE																																																																						



Mode	82																																																																																																													
	Harmonic																																																																																																													
	2400-2483.5_802.11g_CH12_2467MHz																																																																																																													
ANT	2																																																																																																													
Pol.	Horizontal	Vertical																																																																																																												
Peak Avg	<table border="1"> <thead> <tr> <th>Limit</th> <th>Read</th> <th>Ant</th> <th>Cable</th> <th>Preamp</th> <th>Aux</th> <th>APos</th> <th>TPos</th> <th>Remark</th> </tr> <tr> <th>Freq</th> <th>Level</th> <th>Line Margin</th> <th>Level Factor</th> <th>Loss Factor</th> <th>Factor</th> <th></th> <th></th> <th></th> </tr> <tr> <th>MHz</th> <th>dBuV/m</th> <th>dBuV/m</th> <th>dB</th> <th>dBuV</th> <th>dB/m</th> <th>dB</th> <th>dB</th> <th>cm</th> <th>deg</th> </tr> </thead> <tbody> <tr> <td>1</td> <td>4934.00</td> <td>40.93</td> <td>74.00</td> <td>-33.07</td> <td>60.03</td> <td>34.10</td> <td>12.24</td> <td>65.44</td> <td>0.00</td> <td>---</td> <td>---</td> <td>PEAK</td> </tr> <tr> <td>2</td> <td>7401.00</td> <td>43.54</td> <td>74.00</td> <td>-30.46</td> <td>58.25</td> <td>35.00</td> <td>14.79</td> <td>65.30</td> <td>0.00</td> <td>---</td> <td>---</td> <td>PEAK</td> </tr> </tbody> </table>	Limit	Read	Ant	Cable	Preamp	Aux	APos	TPos	Remark	Freq	Level	Line Margin	Level Factor	Loss Factor	Factor				MHz	dBuV/m	dBuV/m	dB	dBuV	dB/m	dB	dB	cm	deg	1	4934.00	40.93	74.00	-33.07	60.03	34.10	12.24	65.44	0.00	---	---	PEAK	2	7401.00	43.54	74.00	-30.46	58.25	35.00	14.79	65.30	0.00	---	---	PEAK	<table border="1"> <thead> <tr> <th>Limit</th> <th>Read</th> <th>Ant</th> <th>Cable</th> <th>Preamp</th> <th>Aux</th> <th>APos</th> <th>TPos</th> <th>Remark</th> </tr> <tr> <th>Freq</th> <th>Level</th> <th>Line Margin</th> <th>Level Factor</th> <th>Loss Factor</th> <th>Factor</th> <th></th> <th></th> <th></th> </tr> <tr> <th>MHz</th> <th>dBuV/m</th> <th>dBuV/m</th> <th>dB</th> <th>dBuV</th> <th>dB/m</th> <th>dB</th> <th>dB</th> <th>cm</th> <th>deg</th> </tr> </thead> <tbody> <tr> <td>1</td> <td>4934.00</td> <td>42.21</td> <td>74.00</td> <td>-31.79</td> <td>61.31</td> <td>34.10</td> <td>12.24</td> <td>65.44</td> <td>0.00</td> <td>---</td> <td>---</td> <td>PEAK</td> </tr> <tr> <td>2</td> <td>7401.00</td> <td>42.24</td> <td>74.00</td> <td>-31.76</td> <td>56.95</td> <td>35.00</td> <td>14.79</td> <td>65.30</td> <td>0.00</td> <td>---</td> <td>---</td> <td>PEAK</td> </tr> </tbody> </table>	Limit	Read	Ant	Cable	Preamp	Aux	APos	TPos	Remark	Freq	Level	Line Margin	Level Factor	Loss Factor	Factor				MHz	dBuV/m	dBuV/m	dB	dBuV	dB/m	dB	dB	cm	deg	1	4934.00	42.21	74.00	-31.79	61.31	34.10	12.24	65.44	0.00	---	---	PEAK	2	7401.00	42.24	74.00	-31.76	56.95	35.00	14.79	65.30	0.00	---	---	PEAK
Limit	Read	Ant	Cable	Preamp	Aux	APos	TPos	Remark																																																																																																						
Freq	Level	Line Margin	Level Factor	Loss Factor	Factor																																																																																																									
MHz	dBuV/m	dBuV/m	dB	dBuV	dB/m	dB	dB	cm	deg																																																																																																					
1	4934.00	40.93	74.00	-33.07	60.03	34.10	12.24	65.44	0.00	---	---	PEAK																																																																																																		
2	7401.00	43.54	74.00	-30.46	58.25	35.00	14.79	65.30	0.00	---	---	PEAK																																																																																																		
Limit	Read	Ant	Cable	Preamp	Aux	APos	TPos	Remark																																																																																																						
Freq	Level	Line Margin	Level Factor	Loss Factor	Factor																																																																																																									
MHz	dBuV/m	dBuV/m	dB	dBuV	dB/m	dB	dB	cm	deg																																																																																																					
1	4934.00	42.21	74.00	-31.79	61.31	34.10	12.24	65.44	0.00	---	---	PEAK																																																																																																		
2	7401.00	42.24	74.00	-31.76	56.95	35.00	14.79	65.30	0.00	---	---	PEAK																																																																																																		



Mode	83																																																																																					
	Band Edge																																																																																					
	2400-2483.5_802.11g_CH13_2472MHz																																																																																					
ANT	2																																																																																					
Pol.	Horizontal	Fundamental																																																																																				
Peak	 <p>Level (dBuV/m) vs Frequency (MHz) plot for Horizontal polarization. The plot shows a signal between 2460 and 2480 MHz, peaking at approximately 97.5 dBuV/m. A red horizontal line indicates the FCC PART 15C limit at 74.00 dBuV/m.</p> <table border="1"> <thead> <tr> <th>Limit</th> <th>Over</th> <th>Read</th> <th>Ant</th> <th>Cable</th> <th>Preamp</th> <th>Aux</th> <th>APos</th> <th>TPos</th> </tr> <tr> <th>Freq</th> <th>Level</th> <th>Line</th> <th>Level</th> <th>Factor</th> <th>Loss</th> <th>Factor</th> <th>Factor</th> <th>Remark</th> </tr> <tr> <th>MHz</th> <th>dBuV/m</th> <th>dBuV/m</th> <th>dB</th> <th>dBuV</th> <th>dB/m</th> <th>dB</th> <th>dB</th> <th>dB</th> <th>cm</th> <th>deg</th> </tr> </thead> <tbody> <tr> <td>1</td> <td>2484.50</td> <td>58.14</td> <td>74.00</td> <td>-15.86</td> <td>41.74</td> <td>32.40</td> <td>8.88</td> <td>30.88</td> <td>6.00</td> <td>139</td> <td>38</td> <td>PEAK</td> </tr> </tbody> </table>	Limit	Over	Read	Ant	Cable	Preamp	Aux	APos	TPos	Freq	Level	Line	Level	Factor	Loss	Factor	Factor	Remark	MHz	dBuV/m	dBuV/m	dB	dBuV	dB/m	dB	dB	dB	cm	deg	1	2484.50	58.14	74.00	-15.86	41.74	32.40	8.88	30.88	6.00	139	38	PEAK	 <p>Level (dBuV/m) vs Frequency (MHz) plot for Fundamental polarization. The plot shows a sharp peak at 2472.00 MHz with a level of 102.52 dBuV/m. A red horizontal line indicates the FCC PART 15C limit at 74.00 dBuV/m.</p> <table border="1"> <thead> <tr> <th>Limit</th> <th>Over</th> <th>Read</th> <th>Ant</th> <th>Cable</th> <th>Preamp</th> <th>Aux</th> <th>APos</th> <th>TPos</th> </tr> <tr> <th>Freq</th> <th>Level</th> <th>Line</th> <th>Level</th> <th>Factor</th> <th>Loss</th> <th>Factor</th> <th>Factor</th> <th>Remark</th> </tr> <tr> <th>MHz</th> <th>dBuV/m</th> <th>dBuV/m</th> <th>dB</th> <th>dBuV</th> <th>dB/m</th> <th>dB</th> <th>dB</th> <th>dB</th> <th>cm</th> <th>deg</th> </tr> </thead> <tbody> <tr> <td>1</td> <td>2472.00</td> <td>102.52</td> <td>74.00</td> <td>28.52</td> <td>86.12</td> <td>32.40</td> <td>8.89</td> <td>30.89</td> <td>6.00</td> <td>139</td> <td>38</td> <td>PEAK</td> </tr> </tbody> </table>	Limit	Over	Read	Ant	Cable	Preamp	Aux	APos	TPos	Freq	Level	Line	Level	Factor	Loss	Factor	Factor	Remark	MHz	dBuV/m	dBuV/m	dB	dBuV	dB/m	dB	dB	dB	cm	deg	1	2472.00	102.52	74.00	28.52	86.12	32.40	8.89	30.89	6.00	139	38	PEAK
	Limit	Over	Read	Ant	Cable	Preamp	Aux	APos	TPos																																																																													
Freq	Level	Line	Level	Factor	Loss	Factor	Factor	Remark																																																																														
MHz	dBuV/m	dBuV/m	dB	dBuV	dB/m	dB	dB	dB	cm	deg																																																																												
1	2484.50	58.14	74.00	-15.86	41.74	32.40	8.88	30.88	6.00	139	38	PEAK																																																																										
Limit	Over	Read	Ant	Cable	Preamp	Aux	APos	TPos																																																																														
Freq	Level	Line	Level	Factor	Loss	Factor	Factor	Remark																																																																														
MHz	dBuV/m	dBuV/m	dB	dBuV	dB/m	dB	dB	dB	cm	deg																																																																												
1	2472.00	102.52	74.00	28.52	86.12	32.40	8.89	30.89	6.00	139	38	PEAK																																																																										
Avg	 <p>Level (dBuV/m) vs Frequency (MHz) plot for Average Horizontal polarization. The plot shows a signal between 2460 and 2480 MHz, peaking at approximately 70 dBuV/m. A red horizontal line indicates the FCC PART 15C (AVG) limit at 54.00 dBuV/m.</p> <table border="1"> <thead> <tr> <th>Limit</th> <th>Over</th> <th>Read</th> <th>Ant</th> <th>Cable</th> <th>Preamp</th> <th>Aux</th> <th>APos</th> <th>TPos</th> </tr> <tr> <th>Freq</th> <th>Level</th> <th>Line</th> <th>Level</th> <th>Factor</th> <th>Loss</th> <th>Factor</th> <th>Factor</th> <th>Remark</th> </tr> <tr> <th>MHz</th> <th>dBuV/m</th> <th>dBuV/m</th> <th>dB</th> <th>dBuV</th> <th>dB/m</th> <th>dB</th> <th>dB</th> <th>dB</th> <th>cm</th> <th>deg</th> </tr> </thead> <tbody> <tr> <td>1</td> <td>2484.15</td> <td>47.97</td> <td>54.00</td> <td>-6.03</td> <td>31.57</td> <td>32.40</td> <td>8.88</td> <td>30.88</td> <td>6.00</td> <td>139</td> <td>38</td> <td>AVERAGE</td> </tr> </tbody> </table>	Limit	Over	Read	Ant	Cable	Preamp	Aux	APos	TPos	Freq	Level	Line	Level	Factor	Loss	Factor	Factor	Remark	MHz	dBuV/m	dBuV/m	dB	dBuV	dB/m	dB	dB	dB	cm	deg	1	2484.15	47.97	54.00	-6.03	31.57	32.40	8.88	30.88	6.00	139	38	AVERAGE	 <p>Level (dBuV/m) vs Frequency (MHz) plot for Average Fundamental polarization. The plot shows a sharp peak at 2472.00 MHz with a level of 92.93 dBuV/m. A red horizontal line indicates the FCC PART 15C (AVG) limit at 54.00 dBuV/m.</p> <table border="1"> <thead> <tr> <th>Limit</th> <th>Over</th> <th>Read</th> <th>Ant</th> <th>Cable</th> <th>Preamp</th> <th>Aux</th> <th>APos</th> <th>TPos</th> </tr> <tr> <th>Freq</th> <th>Level</th> <th>Line</th> <th>Level</th> <th>Factor</th> <th>Loss</th> <th>Factor</th> <th>Factor</th> <th>Remark</th> </tr> <tr> <th>MHz</th> <th>dBuV/m</th> <th>dBuV/m</th> <th>dB</th> <th>dBuV</th> <th>dB/m</th> <th>dB</th> <th>dB</th> <th>dB</th> <th>cm</th> <th>deg</th> </tr> </thead> <tbody> <tr> <td>1</td> <td>2472.00</td> <td>92.93</td> <td>54.00</td> <td>38.93</td> <td>76.53</td> <td>32.40</td> <td>8.89</td> <td>30.89</td> <td>6.00</td> <td>139</td> <td>38</td> <td>AVERAGE</td> </tr> </tbody> </table>	Limit	Over	Read	Ant	Cable	Preamp	Aux	APos	TPos	Freq	Level	Line	Level	Factor	Loss	Factor	Factor	Remark	MHz	dBuV/m	dBuV/m	dB	dBuV	dB/m	dB	dB	dB	cm	deg	1	2472.00	92.93	54.00	38.93	76.53	32.40	8.89	30.89	6.00	139	38	AVERAGE
Limit	Over	Read	Ant	Cable	Preamp	Aux	APos	TPos																																																																														
Freq	Level	Line	Level	Factor	Loss	Factor	Factor	Remark																																																																														
MHz	dBuV/m	dBuV/m	dB	dBuV	dB/m	dB	dB	dB	cm	deg																																																																												
1	2484.15	47.97	54.00	-6.03	31.57	32.40	8.88	30.88	6.00	139	38	AVERAGE																																																																										
Limit	Over	Read	Ant	Cable	Preamp	Aux	APos	TPos																																																																														
Freq	Level	Line	Level	Factor	Loss	Factor	Factor	Remark																																																																														
MHz	dBuV/m	dBuV/m	dB	dBuV	dB/m	dB	dB	dB	cm	deg																																																																												
1	2472.00	92.93	54.00	38.93	76.53	32.40	8.89	30.89	6.00	139	38	AVERAGE																																																																										



Mode	83																																																																																	
	Band Edge																																																																																	
	2400-2483.5_802.11g_CH13_2472MHz																																																																																	
ANT	2																																																																																	
Pol.	Vertical	Fundamental																																																																																
Peak	<table border="1"> <thead> <tr> <th>Limit</th> <th>Over</th> <th>Read</th> <th>Ant</th> <th>Cable</th> <th>Preamp</th> <th>Aux</th> <th>APos</th> <th>TPos</th> </tr> <tr> <th>Freq</th> <th>Level</th> <th>Line</th> <th>Limit</th> <th>Level</th> <th>Factor</th> <th>Loss</th> <th>Factor</th> <th>Factor</th> </tr> <tr> <th>MHz</th> <th>dBuV/m</th> <th>dBuV/m</th> <th>dB</th> <th>dBuV</th> <th>dB/m</th> <th>dB</th> <th>dB</th> <th>dB</th> </tr> </thead> <tbody> <tr> <td>1</td> <td>2485.10</td> <td>58.09</td> <td>74.00</td> <td>-15.91</td> <td>41.69</td> <td>32.40</td> <td>8.88</td> <td>30.88</td> <td>6.00</td> <td>200</td> <td>120</td> <td>PEAK</td> </tr> </tbody> </table>	Limit	Over	Read	Ant	Cable	Preamp	Aux	APos	TPos	Freq	Level	Line	Limit	Level	Factor	Loss	Factor	Factor	MHz	dBuV/m	dBuV/m	dB	dBuV	dB/m	dB	dB	dB	1	2485.10	58.09	74.00	-15.91	41.69	32.40	8.88	30.88	6.00	200	120	PEAK	<table border="1"> <thead> <tr> <th>Limit</th> <th>Over</th> <th>Read</th> <th>Ant</th> <th>Cable</th> <th>Preamp</th> <th>Aux</th> <th>APos</th> <th>TPos</th> </tr> <tr> <th>Freq</th> <th>Level</th> <th>Line</th> <th>Limit</th> <th>Level</th> <th>Factor</th> <th>Loss</th> <th>Factor</th> <th>Factor</th> </tr> <tr> <th>MHz</th> <th>dBuV/m</th> <th>dBuV/m</th> <th>dB</th> <th>dBuV</th> <th>dB/m</th> <th>dB</th> <th>dB</th> <th>dB</th> </tr> </thead> <tbody> <tr> <td>1</td> <td>2472.00</td> <td>101.81</td> <td>-----</td> <td>-----</td> <td>85.41</td> <td>32.40</td> <td>8.89</td> <td>30.89</td> <td>6.00</td> <td>200</td> <td>120</td> <td>PEAK</td> </tr> </tbody> </table>	Limit	Over	Read	Ant	Cable	Preamp	Aux	APos	TPos	Freq	Level	Line	Limit	Level	Factor	Loss	Factor	Factor	MHz	dBuV/m	dBuV/m	dB	dBuV	dB/m	dB	dB	dB	1	2472.00	101.81	-----	-----	85.41	32.40	8.89	30.89	6.00	200	120	PEAK
	Limit	Over	Read	Ant	Cable	Preamp	Aux	APos	TPos																																																																									
Freq	Level	Line	Limit	Level	Factor	Loss	Factor	Factor																																																																										
MHz	dBuV/m	dBuV/m	dB	dBuV	dB/m	dB	dB	dB																																																																										
1	2485.10	58.09	74.00	-15.91	41.69	32.40	8.88	30.88	6.00	200	120	PEAK																																																																						
Limit	Over	Read	Ant	Cable	Preamp	Aux	APos	TPos																																																																										
Freq	Level	Line	Limit	Level	Factor	Loss	Factor	Factor																																																																										
MHz	dBuV/m	dBuV/m	dB	dBuV	dB/m	dB	dB	dB																																																																										
1	2472.00	101.81	-----	-----	85.41	32.40	8.89	30.89	6.00	200	120	PEAK																																																																						
Avg	<table border="1"> <thead> <tr> <th>Limit</th> <th>Over</th> <th>Read</th> <th>Ant</th> <th>Cable</th> <th>Preamp</th> <th>Aux</th> <th>APos</th> <th>TPos</th> </tr> <tr> <th>Freq</th> <th>Level</th> <th>Line</th> <th>Limit</th> <th>Level</th> <th>Factor</th> <th>Loss</th> <th>Factor</th> <th>Factor</th> </tr> <tr> <th>MHz</th> <th>dBuV/m</th> <th>dBuV/m</th> <th>dB</th> <th>dBuV</th> <th>dB/m</th> <th>dB</th> <th>dB</th> <th>dB</th> </tr> </thead> <tbody> <tr> <td>1</td> <td>2484.10</td> <td>47.85</td> <td>54.00</td> <td>-6.15</td> <td>31.45</td> <td>32.40</td> <td>8.88</td> <td>30.88</td> <td>6.00</td> <td>200</td> <td>120</td> <td>AVERAGE</td> </tr> </tbody> </table>	Limit	Over	Read	Ant	Cable	Preamp	Aux	APos	TPos	Freq	Level	Line	Limit	Level	Factor	Loss	Factor	Factor	MHz	dBuV/m	dBuV/m	dB	dBuV	dB/m	dB	dB	dB	1	2484.10	47.85	54.00	-6.15	31.45	32.40	8.88	30.88	6.00	200	120	AVERAGE	<table border="1"> <thead> <tr> <th>Limit</th> <th>Over</th> <th>Read</th> <th>Ant</th> <th>Cable</th> <th>Preamp</th> <th>Aux</th> <th>APos</th> <th>TPos</th> </tr> <tr> <th>Freq</th> <th>Level</th> <th>Line</th> <th>Limit</th> <th>Level</th> <th>Factor</th> <th>Loss</th> <th>Factor</th> <th>Factor</th> </tr> <tr> <th>MHz</th> <th>dBuV/m</th> <th>dBuV/m</th> <th>dB</th> <th>dBuV</th> <th>dB/m</th> <th>dB</th> <th>dB</th> <th>dB</th> </tr> </thead> <tbody> <tr> <td>1</td> <td>2472.00</td> <td>92.00</td> <td>-----</td> <td>-----</td> <td>75.60</td> <td>32.40</td> <td>8.89</td> <td>30.89</td> <td>6.00</td> <td>200</td> <td>120</td> <td>AVERAGE</td> </tr> </tbody> </table>	Limit	Over	Read	Ant	Cable	Preamp	Aux	APos	TPos	Freq	Level	Line	Limit	Level	Factor	Loss	Factor	Factor	MHz	dBuV/m	dBuV/m	dB	dBuV	dB/m	dB	dB	dB	1	2472.00	92.00	-----	-----	75.60	32.40	8.89	30.89	6.00	200	120	AVERAGE
Limit	Over	Read	Ant	Cable	Preamp	Aux	APos	TPos																																																																										
Freq	Level	Line	Limit	Level	Factor	Loss	Factor	Factor																																																																										
MHz	dBuV/m	dBuV/m	dB	dBuV	dB/m	dB	dB	dB																																																																										
1	2484.10	47.85	54.00	-6.15	31.45	32.40	8.88	30.88	6.00	200	120	AVERAGE																																																																						
Limit	Over	Read	Ant	Cable	Preamp	Aux	APos	TPos																																																																										
Freq	Level	Line	Limit	Level	Factor	Loss	Factor	Factor																																																																										
MHz	dBuV/m	dBuV/m	dB	dBuV	dB/m	dB	dB	dB																																																																										
1	2472.00	92.00	-----	-----	75.60	32.40	8.89	30.89	6.00	200	120	AVERAGE																																																																						



Mode	83																																																																																																												
	Harmonic																																																																																																												
	2400-2483.5_802.11g_CH13_2472MHz																																																																																																												
ANT	2																																																																																																												
Pol.	Horizontal	Vertical																																																																																																											
Peak Avg																																																																																																													
	<table border="1"> <thead> <tr> <th>Limit</th> <th>Read</th> <th>Ant</th> <th>Cable</th> <th>Preamp</th> <th>Aux</th> <th>APos</th> <th>TPos</th> <th>Remark</th> </tr> <tr> <th>Freq</th> <th>Level</th> <th>Line Margin</th> <th>Level Factor</th> <th>Loss Factor</th> <th>Factor</th> <th></th> <th></th> <th></th> </tr> <tr> <th>MHz</th> <th>dBuV/m</th> <th>dBuV/m</th> <th>dB</th> <th>dBuV</th> <th>dB/m</th> <th>dB</th> <th>dB</th> <th>cm</th> <th>deg</th> </tr> </thead> <tbody> <tr> <td>1</td> <td>4944.00</td> <td>40.60</td> <td>74.00</td> <td>-33.40</td> <td>59.69</td> <td>34.10</td> <td>12.25</td> <td>65.44</td> <td>0.00</td> <td>---</td> <td>---</td> <td>PEAK</td> </tr> <tr> <td>2</td> <td>7416.00</td> <td>43.08</td> <td>74.00</td> <td>-30.92</td> <td>57.75</td> <td>35.80</td> <td>14.84</td> <td>65.31</td> <td>0.00</td> <td>---</td> <td>---</td> <td>PEAK</td> </tr> </tbody> </table>	Limit	Read	Ant	Cable	Preamp	Aux	APos	TPos	Remark	Freq	Level	Line Margin	Level Factor	Loss Factor	Factor				MHz	dBuV/m	dBuV/m	dB	dBuV	dB/m	dB	dB	cm	deg	1	4944.00	40.60	74.00	-33.40	59.69	34.10	12.25	65.44	0.00	---	---	PEAK	2	7416.00	43.08	74.00	-30.92	57.75	35.80	14.84	65.31	0.00	---	---	PEAK	<table border="1"> <thead> <tr> <th>Limit</th> <th>Read</th> <th>Ant</th> <th>Cable</th> <th>Preamp</th> <th>Aux</th> <th>APos</th> <th>TPos</th> <th>Remark</th> </tr> <tr> <th>Freq</th> <th>Level</th> <th>Line Margin</th> <th>Level Factor</th> <th>Loss Factor</th> <th>Factor</th> <th></th> <th></th> <th></th> </tr> <tr> <th>MHz</th> <th>dBuV/m</th> <th>dBuV/m</th> <th>dB</th> <th>dBuV</th> <th>dB/m</th> <th>dB</th> <th>dB</th> <th>cm</th> <th>deg</th> </tr> </thead> <tbody> <tr> <td>1</td> <td>4944.00</td> <td>40.79</td> <td>74.00</td> <td>-33.21</td> <td>59.88</td> <td>34.10</td> <td>12.25</td> <td>65.44</td> <td>0.00</td> <td>---</td> <td>---</td> <td>PEAK</td> </tr> <tr> <td>2</td> <td>7416.00</td> <td>42.73</td> <td>74.00</td> <td>-31.27</td> <td>57.40</td> <td>35.80</td> <td>14.84</td> <td>65.31</td> <td>0.00</td> <td>---</td> <td>---</td> <td>PEAK</td> </tr> </tbody> </table>	Limit	Read	Ant	Cable	Preamp	Aux	APos	TPos	Remark	Freq	Level	Line Margin	Level Factor	Loss Factor	Factor				MHz	dBuV/m	dBuV/m	dB	dBuV	dB/m	dB	dB	cm	deg	1	4944.00	40.79	74.00	-33.21	59.88	34.10	12.25	65.44	0.00	---	---	PEAK	2	7416.00	42.73	74.00	-31.27	57.40	35.80	14.84	65.31	0.00	---	---
Limit	Read	Ant	Cable	Preamp	Aux	APos	TPos	Remark																																																																																																					
Freq	Level	Line Margin	Level Factor	Loss Factor	Factor																																																																																																								
MHz	dBuV/m	dBuV/m	dB	dBuV	dB/m	dB	dB	cm	deg																																																																																																				
1	4944.00	40.60	74.00	-33.40	59.69	34.10	12.25	65.44	0.00	---	---	PEAK																																																																																																	
2	7416.00	43.08	74.00	-30.92	57.75	35.80	14.84	65.31	0.00	---	---	PEAK																																																																																																	
Limit	Read	Ant	Cable	Preamp	Aux	APos	TPos	Remark																																																																																																					
Freq	Level	Line Margin	Level Factor	Loss Factor	Factor																																																																																																								
MHz	dBuV/m	dBuV/m	dB	dBuV	dB/m	dB	dB	cm	deg																																																																																																				
1	4944.00	40.79	74.00	-33.21	59.88	34.10	12.25	65.44	0.00	---	---	PEAK																																																																																																	
2	7416.00	42.73	74.00	-31.27	57.40	35.80	14.84	65.31	0.00	---	---	PEAK																																																																																																	



Mode	84																																																																																							
	Band Edge																																																																																							
	2400-2483.5_802.11n HT20_CH01_Full RU_2412MHz																																																																																							
ANT	2																																																																																							
Pol.	Horizontal	Fundamental																																																																																						
Peak	<table border="1"> <thead> <tr> <th>Limit</th> <th>Over</th> <th>Read</th> <th>Ant</th> <th>Cable</th> <th>Preamp</th> <th>Aux</th> <th>APos</th> <th>TPos</th> <th>Remark</th> </tr> <tr> <th>Freq</th> <th>Level</th> <th>Line</th> <th>Limit</th> <th>Level</th> <th>Factor</th> <th>Loss</th> <th>Factor</th> <th>Factor</th> <th></th> </tr> <tr> <th>MHz</th> <th>dBuV/m</th> <th>dBuV/m</th> <th>dB</th> <th>dBuV</th> <th>dB/m</th> <th>dB</th> <th>dB</th> <th>dB</th> <th>cm</th> <th>deg</th> </tr> </thead> <tbody> <tr> <td>1</td> <td>2386.18</td> <td>61.01</td> <td>74.00</td> <td>-12.99</td> <td>44.73</td> <td>32.37</td> <td>8.86</td> <td>30.95</td> <td>6.00</td> <td>132</td> <td>35 PEAK</td> </tr> </tbody> </table>	Limit	Over	Read	Ant	Cable	Preamp	Aux	APos	TPos	Remark	Freq	Level	Line	Limit	Level	Factor	Loss	Factor	Factor		MHz	dBuV/m	dBuV/m	dB	dBuV	dB/m	dB	dB	dB	cm	deg	1	2386.18	61.01	74.00	-12.99	44.73	32.37	8.86	30.95	6.00	132	35 PEAK	<table border="1"> <thead> <tr> <th>Limit</th> <th>Over</th> <th>Read</th> <th>Ant</th> <th>Cable</th> <th>Preamp</th> <th>Aux</th> <th>APos</th> <th>TPos</th> <th>Remark</th> </tr> <tr> <th>Freq</th> <th>Level</th> <th>Line</th> <th>Limit</th> <th>Level</th> <th>Factor</th> <th>Loss</th> <th>Factor</th> <th>Factor</th> <th></th> </tr> <tr> <th>MHz</th> <th>dBuV/m</th> <th>dBuV/m</th> <th>dB</th> <th>dBuV</th> <th>dB/m</th> <th>dB</th> <th>dB</th> <th>dB</th> <th>cm</th> <th>deg</th> </tr> </thead> <tbody> <tr> <td>1</td> <td>2412.00</td> <td>106.53</td> <td>-----</td> <td>-----</td> <td>90.14</td> <td>32.40</td> <td>8.92</td> <td>30.93</td> <td>6.00</td> <td>132</td> <td>35 PEAK</td> </tr> </tbody> </table>	Limit	Over	Read	Ant	Cable	Preamp	Aux	APos	TPos	Remark	Freq	Level	Line	Limit	Level	Factor	Loss	Factor	Factor		MHz	dBuV/m	dBuV/m	dB	dBuV	dB/m	dB	dB	dB	cm	deg	1	2412.00	106.53	-----	-----	90.14	32.40	8.92	30.93	6.00	132	35 PEAK
	Limit	Over	Read	Ant	Cable	Preamp	Aux	APos	TPos	Remark																																																																														
Freq	Level	Line	Limit	Level	Factor	Loss	Factor	Factor																																																																																
MHz	dBuV/m	dBuV/m	dB	dBuV	dB/m	dB	dB	dB	cm	deg																																																																														
1	2386.18	61.01	74.00	-12.99	44.73	32.37	8.86	30.95	6.00	132	35 PEAK																																																																													
Limit	Over	Read	Ant	Cable	Preamp	Aux	APos	TPos	Remark																																																																															
Freq	Level	Line	Limit	Level	Factor	Loss	Factor	Factor																																																																																
MHz	dBuV/m	dBuV/m	dB	dBuV	dB/m	dB	dB	dB	cm	deg																																																																														
1	2412.00	106.53	-----	-----	90.14	32.40	8.92	30.93	6.00	132	35 PEAK																																																																													
Avg	<table border="1"> <thead> <tr> <th>Limit</th> <th>Over</th> <th>Read</th> <th>Ant</th> <th>Cable</th> <th>Preamp</th> <th>Aux</th> <th>APos</th> <th>TPos</th> <th>Remark</th> </tr> <tr> <th>Freq</th> <th>Level</th> <th>Line</th> <th>Limit</th> <th>Level</th> <th>Factor</th> <th>Loss</th> <th>Factor</th> <th>Factor</th> <th></th> </tr> <tr> <th>MHz</th> <th>dBuV/m</th> <th>dBuV/m</th> <th>dB</th> <th>dBuV</th> <th>dB/m</th> <th>dB</th> <th>dB</th> <th>dB</th> <th>cm</th> <th>deg</th> </tr> </thead> <tbody> <tr> <td>1</td> <td>2382.54</td> <td>45.42</td> <td>54.00</td> <td>-8.58</td> <td>29.16</td> <td>32.37</td> <td>8.84</td> <td>30.95</td> <td>6.00</td> <td>132</td> <td>35 AVERAGE</td> </tr> </tbody> </table>	Limit	Over	Read	Ant	Cable	Preamp	Aux	APos	TPos	Remark	Freq	Level	Line	Limit	Level	Factor	Loss	Factor	Factor		MHz	dBuV/m	dBuV/m	dB	dBuV	dB/m	dB	dB	dB	cm	deg	1	2382.54	45.42	54.00	-8.58	29.16	32.37	8.84	30.95	6.00	132	35 AVERAGE	<table border="1"> <thead> <tr> <th>Limit</th> <th>Over</th> <th>Read</th> <th>Ant</th> <th>Cable</th> <th>Preamp</th> <th>Aux</th> <th>APos</th> <th>TPos</th> <th>Remark</th> </tr> <tr> <th>Freq</th> <th>Level</th> <th>Line</th> <th>Limit</th> <th>Level</th> <th>Factor</th> <th>Loss</th> <th>Factor</th> <th>Factor</th> <th></th> </tr> <tr> <th>MHz</th> <th>dBuV/m</th> <th>dBuV/m</th> <th>dB</th> <th>dBuV</th> <th>dB/m</th> <th>dB</th> <th>dB</th> <th>dB</th> <th>cm</th> <th>deg</th> </tr> </thead> <tbody> <tr> <td>1</td> <td>2412.00</td> <td>97.67</td> <td>-----</td> <td>-----</td> <td>81.28</td> <td>32.40</td> <td>8.92</td> <td>30.93</td> <td>6.00</td> <td>132</td> <td>35 AVERAGE</td> </tr> </tbody> </table>	Limit	Over	Read	Ant	Cable	Preamp	Aux	APos	TPos	Remark	Freq	Level	Line	Limit	Level	Factor	Loss	Factor	Factor		MHz	dBuV/m	dBuV/m	dB	dBuV	dB/m	dB	dB	dB	cm	deg	1	2412.00	97.67	-----	-----	81.28	32.40	8.92	30.93	6.00	132	35 AVERAGE
Limit	Over	Read	Ant	Cable	Preamp	Aux	APos	TPos	Remark																																																																															
Freq	Level	Line	Limit	Level	Factor	Loss	Factor	Factor																																																																																
MHz	dBuV/m	dBuV/m	dB	dBuV	dB/m	dB	dB	dB	cm	deg																																																																														
1	2382.54	45.42	54.00	-8.58	29.16	32.37	8.84	30.95	6.00	132	35 AVERAGE																																																																													
Limit	Over	Read	Ant	Cable	Preamp	Aux	APos	TPos	Remark																																																																															
Freq	Level	Line	Limit	Level	Factor	Loss	Factor	Factor																																																																																
MHz	dBuV/m	dBuV/m	dB	dBuV	dB/m	dB	dB	dB	cm	deg																																																																														
1	2412.00	97.67	-----	-----	81.28	32.40	8.92	30.93	6.00	132	35 AVERAGE																																																																													

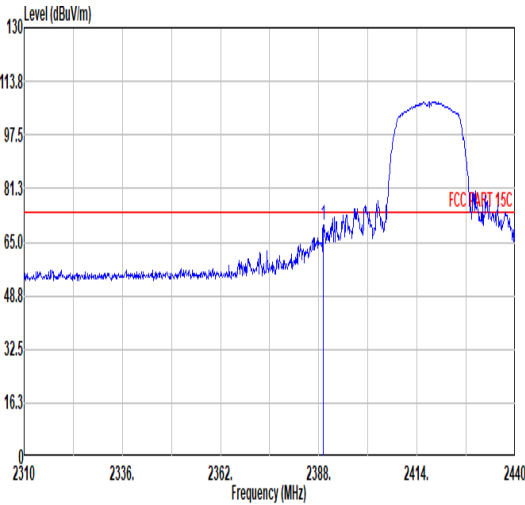
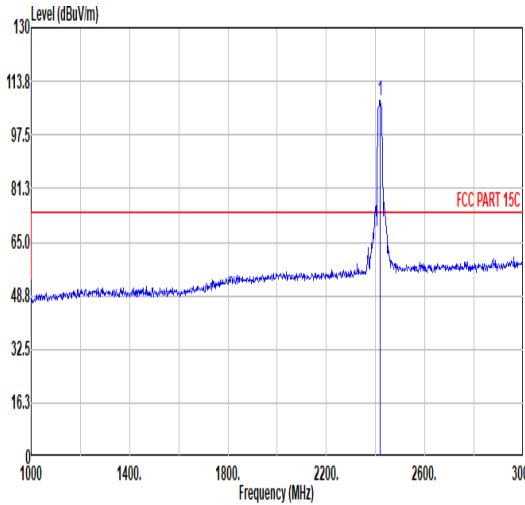
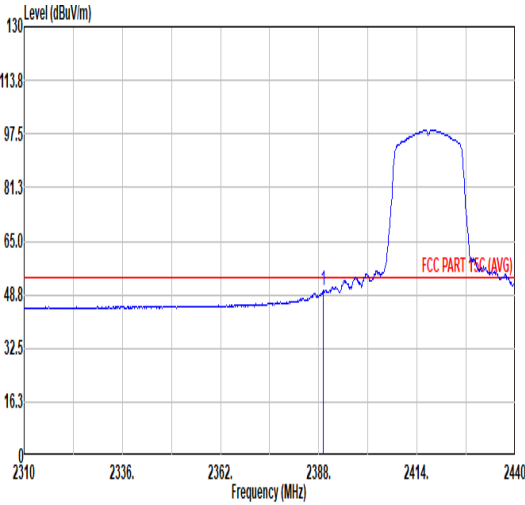
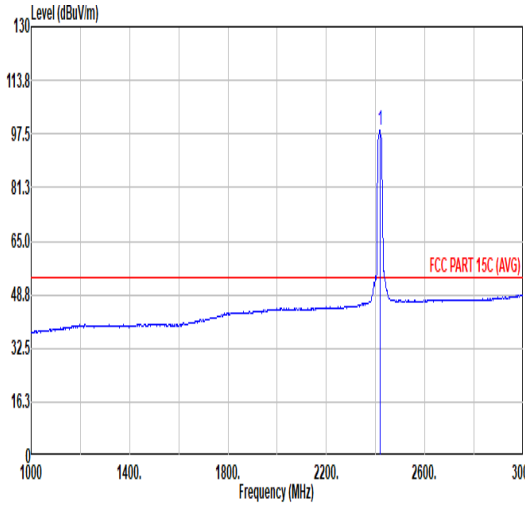


Mode	84																																																																																			
	Band Edge																																																																																			
	2400-2483.5_802.11n HT20_CH01_Full RU_2412MHz																																																																																			
ANT	2																																																																																			
Pol.	Vertical	Fundamental																																																																																		
Peak	<table border="1"> <thead> <tr> <th>Limit</th> <th>Over</th> <th>Read</th> <th>Ant</th> <th>Cable</th> <th>Preamp</th> <th>Aux</th> <th>APos</th> <th>TPos</th> </tr> <tr> <th>Freq</th> <th>Level</th> <th>Line</th> <th>Level</th> <th>Factor</th> <th>Loss</th> <th>Factor</th> <th>Factor</th> <th>Remark</th> </tr> <tr> <th>MHz</th> <th>dBuV/m</th> <th>dBuV/m</th> <th>dB</th> <th>dBuV</th> <th>dB/m</th> <th>dB</th> <th>dB</th> <th>cm</th> <th>deg</th> </tr> </thead> <tbody> <tr> <td>1</td> <td>2385.01</td> <td>60.09</td> <td>74.00</td> <td>-13.91</td> <td>43.81</td> <td>32.37</td> <td>8.86</td> <td>30.95</td> <td>6.00</td> <td>237</td> <td>105</td> <td>PEAK</td> </tr> </tbody> </table>	Limit	Over	Read	Ant	Cable	Preamp	Aux	APos	TPos	Freq	Level	Line	Level	Factor	Loss	Factor	Factor	Remark	MHz	dBuV/m	dBuV/m	dB	dBuV	dB/m	dB	dB	cm	deg	1	2385.01	60.09	74.00	-13.91	43.81	32.37	8.86	30.95	6.00	237	105	PEAK	<table border="1"> <thead> <tr> <th>Limit</th> <th>Over</th> <th>Read</th> <th>Ant</th> <th>Cable</th> <th>Preamp</th> <th>Aux</th> <th>APos</th> <th>TPos</th> </tr> <tr> <th>Freq</th> <th>Level</th> <th>Line</th> <th>Level</th> <th>Factor</th> <th>Loss</th> <th>Factor</th> <th>Factor</th> <th>Remark</th> </tr> <tr> <th>MHz</th> <th>dBuV/m</th> <th>dBuV/m</th> <th>dB</th> <th>dBuV</th> <th>dB/m</th> <th>dB</th> <th>dB</th> <th>cm</th> <th>deg</th> </tr> </thead> <tbody> <tr> <td>1</td> <td>2412.00</td> <td>105.89</td> <td>-----</td> <td>-----</td> <td>89.50</td> <td>32.40</td> <td>8.92</td> <td>30.93</td> <td>6.00</td> <td>237</td> <td>105</td> <td>PEAK</td> </tr> </tbody> </table>	Limit	Over	Read	Ant	Cable	Preamp	Aux	APos	TPos	Freq	Level	Line	Level	Factor	Loss	Factor	Factor	Remark	MHz	dBuV/m	dBuV/m	dB	dBuV	dB/m	dB	dB	cm	deg	1	2412.00	105.89	-----	-----	89.50	32.40	8.92	30.93	6.00	237	105	PEAK
	Limit	Over	Read	Ant	Cable	Preamp	Aux	APos	TPos																																																																											
Freq	Level	Line	Level	Factor	Loss	Factor	Factor	Remark																																																																												
MHz	dBuV/m	dBuV/m	dB	dBuV	dB/m	dB	dB	cm	deg																																																																											
1	2385.01	60.09	74.00	-13.91	43.81	32.37	8.86	30.95	6.00	237	105	PEAK																																																																								
Limit	Over	Read	Ant	Cable	Preamp	Aux	APos	TPos																																																																												
Freq	Level	Line	Level	Factor	Loss	Factor	Factor	Remark																																																																												
MHz	dBuV/m	dBuV/m	dB	dBuV	dB/m	dB	dB	cm	deg																																																																											
1	2412.00	105.89	-----	-----	89.50	32.40	8.92	30.93	6.00	237	105	PEAK																																																																								
Avg	<table border="1"> <thead> <tr> <th>Limit</th> <th>Over</th> <th>Read</th> <th>Ant</th> <th>Cable</th> <th>Preamp</th> <th>Aux</th> <th>APos</th> <th>TPos</th> </tr> <tr> <th>Freq</th> <th>Level</th> <th>Line</th> <th>Level</th> <th>Factor</th> <th>Loss</th> <th>Factor</th> <th>Factor</th> <th>Remark</th> </tr> <tr> <th>MHz</th> <th>dBuV/m</th> <th>dBuV/m</th> <th>dB</th> <th>dBuV</th> <th>dB/m</th> <th>dB</th> <th>dB</th> <th>cm</th> <th>deg</th> </tr> </thead> <tbody> <tr> <td>1</td> <td>2389.56</td> <td>44.91</td> <td>54.00</td> <td>-9.09</td> <td>28.60</td> <td>32.38</td> <td>8.88</td> <td>30.95</td> <td>6.00</td> <td>237</td> <td>105</td> <td>AVERAGE</td> </tr> </tbody> </table>	Limit	Over	Read	Ant	Cable	Preamp	Aux	APos	TPos	Freq	Level	Line	Level	Factor	Loss	Factor	Factor	Remark	MHz	dBuV/m	dBuV/m	dB	dBuV	dB/m	dB	dB	cm	deg	1	2389.56	44.91	54.00	-9.09	28.60	32.38	8.88	30.95	6.00	237	105	AVERAGE	<table border="1"> <thead> <tr> <th>Limit</th> <th>Over</th> <th>Read</th> <th>Ant</th> <th>Cable</th> <th>Preamp</th> <th>Aux</th> <th>APos</th> <th>TPos</th> </tr> <tr> <th>Freq</th> <th>Level</th> <th>Line</th> <th>Level</th> <th>Factor</th> <th>Loss</th> <th>Factor</th> <th>Factor</th> <th>Remark</th> </tr> <tr> <th>MHz</th> <th>dBuV/m</th> <th>dBuV/m</th> <th>dB</th> <th>dBuV</th> <th>dB/m</th> <th>dB</th> <th>dB</th> <th>cm</th> <th>deg</th> </tr> </thead> <tbody> <tr> <td>1</td> <td>2412.00</td> <td>96.00</td> <td>-----</td> <td>-----</td> <td>80.41</td> <td>32.40</td> <td>8.92</td> <td>30.93</td> <td>6.00</td> <td>237</td> <td>105</td> <td>AVERAGE</td> </tr> </tbody> </table>	Limit	Over	Read	Ant	Cable	Preamp	Aux	APos	TPos	Freq	Level	Line	Level	Factor	Loss	Factor	Factor	Remark	MHz	dBuV/m	dBuV/m	dB	dBuV	dB/m	dB	dB	cm	deg	1	2412.00	96.00	-----	-----	80.41	32.40	8.92	30.93	6.00	237	105	AVERAGE
Limit	Over	Read	Ant	Cable	Preamp	Aux	APos	TPos																																																																												
Freq	Level	Line	Level	Factor	Loss	Factor	Factor	Remark																																																																												
MHz	dBuV/m	dBuV/m	dB	dBuV	dB/m	dB	dB	cm	deg																																																																											
1	2389.56	44.91	54.00	-9.09	28.60	32.38	8.88	30.95	6.00	237	105	AVERAGE																																																																								
Limit	Over	Read	Ant	Cable	Preamp	Aux	APos	TPos																																																																												
Freq	Level	Line	Level	Factor	Loss	Factor	Factor	Remark																																																																												
MHz	dBuV/m	dBuV/m	dB	dBuV	dB/m	dB	dB	cm	deg																																																																											
1	2412.00	96.00	-----	-----	80.41	32.40	8.92	30.93	6.00	237	105	AVERAGE																																																																								



Mode	84																																																																											
	Harmonic																																																																											
	2400-2483.5_802.11n HT20_CH01_Full RU_2412MHz																																																																											
ANT	2																																																																											
Pol.	Horizontal	Vertical																																																																										
Peak Avg	<table border="1"> <thead> <tr> <th>Limit</th> <th>Read</th> <th>Ant</th> <th>Cable</th> <th>Preamp</th> <th>Aux</th> <th>APos</th> <th>TPos</th> </tr> <tr> <th>Freq</th> <th>Level</th> <th>Line Margin</th> <th>Level Factor</th> <th>Loss Factor</th> <th>Factor</th> <th>Factor</th> <th>Remark</th> </tr> <tr> <th>MHz</th> <th>dBuV/m</th> <th>dBuV/m</th> <th>dB</th> <th>dBuV</th> <th>dB/m</th> <th>dB</th> <th>dB</th> </tr> </thead> <tbody> <tr> <td>1</td> <td>4824.00</td> <td>40.19</td> <td>74.00</td> <td>-33.81</td> <td>59.04</td> <td>34.10</td> <td>12.48</td> <td>65.43</td> <td>0.00</td> <td>---</td> <td>---</td> <td>PEAK</td> </tr> </tbody> </table>	Limit	Read	Ant	Cable	Preamp	Aux	APos	TPos	Freq	Level	Line Margin	Level Factor	Loss Factor	Factor	Factor	Remark	MHz	dBuV/m	dBuV/m	dB	dBuV	dB/m	dB	dB	1	4824.00	40.19	74.00	-33.81	59.04	34.10	12.48	65.43	0.00	---	---	PEAK	<table border="1"> <thead> <tr> <th>Limit</th> <th>Read</th> <th>Ant</th> <th>Cable</th> <th>Preamp</th> <th>Aux</th> <th>APos</th> <th>TPos</th> </tr> <tr> <th>Freq</th> <th>Level</th> <th>Line Margin</th> <th>Level Factor</th> <th>Loss Factor</th> <th>Factor</th> <th>Factor</th> <th>Remark</th> </tr> <tr> <th>MHz</th> <th>dBuV/m</th> <th>dBuV/m</th> <th>dB</th> <th>dBuV</th> <th>dB/m</th> <th>dB</th> <th>dB</th> </tr> </thead> <tbody> <tr> <td>1</td> <td>4824.00</td> <td>40.22</td> <td>74.00</td> <td>-33.78</td> <td>59.07</td> <td>34.10</td> <td>12.48</td> <td>65.43</td> <td>0.00</td> <td>---</td> <td>---</td> <td>PEAK</td> </tr> </tbody> </table>	Limit	Read	Ant	Cable	Preamp	Aux	APos	TPos	Freq	Level	Line Margin	Level Factor	Loss Factor	Factor	Factor	Remark	MHz	dBuV/m	dBuV/m	dB	dBuV	dB/m	dB	dB	1	4824.00	40.22	74.00	-33.78	59.07	34.10	12.48	65.43	0.00	---	---	PEAK
Limit	Read	Ant	Cable	Preamp	Aux	APos	TPos																																																																					
Freq	Level	Line Margin	Level Factor	Loss Factor	Factor	Factor	Remark																																																																					
MHz	dBuV/m	dBuV/m	dB	dBuV	dB/m	dB	dB																																																																					
1	4824.00	40.19	74.00	-33.81	59.04	34.10	12.48	65.43	0.00	---	---	PEAK																																																																
Limit	Read	Ant	Cable	Preamp	Aux	APos	TPos																																																																					
Freq	Level	Line Margin	Level Factor	Loss Factor	Factor	Factor	Remark																																																																					
MHz	dBuV/m	dBuV/m	dB	dBuV	dB/m	dB	dB																																																																					
1	4824.00	40.22	74.00	-33.78	59.07	34.10	12.48	65.43	0.00	---	---	PEAK																																																																



Mode	85																																																																																	
	Band Edge																																																																																	
	2400-2483.5_802.11n HT20_CH02_Full RU_2417MHz																																																																																	
ANT	2																																																																																	
Pol.	Horizontal	Fundamental																																																																																
Peak	 <p>Level (dBuV/m) vs Frequency (MHz) plot for Horizontal polarization. The plot shows a signal peak at approximately 2417 MHz, reaching a level of about 107.95 dBuV/m. A red horizontal line indicates the FCC PART 15C limit at 74.00 dBuV/m.</p> <table border="1"> <thead> <tr> <th>Limit</th> <th>Read</th> <th>Ant</th> <th>Cable</th> <th>Preamp</th> <th>Aux</th> <th>APos</th> <th>TPos</th> <th>Remark</th> </tr> <tr> <th>Freq</th> <th>Level</th> <th>Line</th> <th>Margin</th> <th>Level</th> <th>Factor</th> <th>Loss</th> <th>Factor</th> <th>Factor</th> </tr> <tr> <th>MHz</th> <th>dBuV/m</th> <th>dBuV/m</th> <th>dB</th> <th>dBuV</th> <th>dB/m</th> <th>dB</th> <th>dB</th> <th>dB</th> </tr> </thead> <tbody> <tr> <td>1</td> <td>2389.17</td> <td>69.93</td> <td>74.00</td> <td>-4.07</td> <td>54.07</td> <td>31.98</td> <td>8.77</td> <td>30.89</td> <td>6.00</td> <td>100</td> <td>132</td> <td>PEAK</td> </tr> </tbody> </table>	Limit	Read	Ant	Cable	Preamp	Aux	APos	TPos	Remark	Freq	Level	Line	Margin	Level	Factor	Loss	Factor	Factor	MHz	dBuV/m	dBuV/m	dB	dBuV	dB/m	dB	dB	dB	1	2389.17	69.93	74.00	-4.07	54.07	31.98	8.77	30.89	6.00	100	132	PEAK	 <p>Level (dBuV/m) vs Frequency (MHz) plot for Fundamental polarization. The plot shows a signal peak at approximately 2417 MHz, reaching a level of about 107.95 dBuV/m. A red horizontal line indicates the FCC PART 15C limit at 74.00 dBuV/m.</p> <table border="1"> <thead> <tr> <th>Limit</th> <th>Read</th> <th>Ant</th> <th>Cable</th> <th>Preamp</th> <th>Aux</th> <th>APos</th> <th>TPos</th> <th>Remark</th> </tr> <tr> <th>Freq</th> <th>Level</th> <th>Line</th> <th>Margin</th> <th>Level</th> <th>Factor</th> <th>Loss</th> <th>Factor</th> <th>Factor</th> </tr> <tr> <th>MHz</th> <th>dBuV/m</th> <th>dBuV/m</th> <th>dB</th> <th>dBuV</th> <th>dB/m</th> <th>dB</th> <th>dB</th> <th>dB</th> </tr> </thead> <tbody> <tr> <td>1</td> <td>2417.00</td> <td>107.95</td> <td>74.00</td> <td>33.95</td> <td>91.90</td> <td>32.03</td> <td>8.85</td> <td>30.83</td> <td>6.00</td> <td>100</td> <td>132</td> <td>PEAK</td> </tr> </tbody> </table>	Limit	Read	Ant	Cable	Preamp	Aux	APos	TPos	Remark	Freq	Level	Line	Margin	Level	Factor	Loss	Factor	Factor	MHz	dBuV/m	dBuV/m	dB	dBuV	dB/m	dB	dB	dB	1	2417.00	107.95	74.00	33.95	91.90	32.03	8.85	30.83	6.00	100	132	PEAK
	Limit	Read	Ant	Cable	Preamp	Aux	APos	TPos	Remark																																																																									
Freq	Level	Line	Margin	Level	Factor	Loss	Factor	Factor																																																																										
MHz	dBuV/m	dBuV/m	dB	dBuV	dB/m	dB	dB	dB																																																																										
1	2389.17	69.93	74.00	-4.07	54.07	31.98	8.77	30.89	6.00	100	132	PEAK																																																																						
Limit	Read	Ant	Cable	Preamp	Aux	APos	TPos	Remark																																																																										
Freq	Level	Line	Margin	Level	Factor	Loss	Factor	Factor																																																																										
MHz	dBuV/m	dBuV/m	dB	dBuV	dB/m	dB	dB	dB																																																																										
1	2417.00	107.95	74.00	33.95	91.90	32.03	8.85	30.83	6.00	100	132	PEAK																																																																						
Avg	 <p>Level (dBuV/m) vs Frequency (MHz) plot for Average Horizontal polarization. The plot shows a signal peak at approximately 2417 MHz, reaching a level of about 98.64 dBuV/m. A red horizontal line indicates the FCC PART 15C (AVG) limit at 74.00 dBuV/m.</p> <table border="1"> <thead> <tr> <th>Limit</th> <th>Read</th> <th>Ant</th> <th>Cable</th> <th>Preamp</th> <th>Aux</th> <th>APos</th> <th>TPos</th> <th>Remark</th> </tr> <tr> <th>Freq</th> <th>Level</th> <th>Line</th> <th>Margin</th> <th>Level</th> <th>Factor</th> <th>Loss</th> <th>Factor</th> <th>Factor</th> </tr> <tr> <th>MHz</th> <th>dBuV/m</th> <th>dBuV/m</th> <th>dB</th> <th>dBuV</th> <th>dB/m</th> <th>dB</th> <th>dB</th> <th>dB</th> </tr> </thead> <tbody> <tr> <td>1</td> <td>2389.17</td> <td>50.15</td> <td>54.00</td> <td>-3.85</td> <td>34.29</td> <td>31.98</td> <td>8.77</td> <td>30.89</td> <td>6.00</td> <td>100</td> <td>132</td> <td>AVERAGE</td> </tr> </tbody> </table>	Limit	Read	Ant	Cable	Preamp	Aux	APos	TPos	Remark	Freq	Level	Line	Margin	Level	Factor	Loss	Factor	Factor	MHz	dBuV/m	dBuV/m	dB	dBuV	dB/m	dB	dB	dB	1	2389.17	50.15	54.00	-3.85	34.29	31.98	8.77	30.89	6.00	100	132	AVERAGE	 <p>Level (dBuV/m) vs Frequency (MHz) plot for Average Fundamental polarization. The plot shows a signal peak at approximately 2417 MHz, reaching a level of about 98.64 dBuV/m. A red horizontal line indicates the FCC PART 15C (AVG) limit at 74.00 dBuV/m.</p> <table border="1"> <thead> <tr> <th>Limit</th> <th>Read</th> <th>Ant</th> <th>Cable</th> <th>Preamp</th> <th>Aux</th> <th>APos</th> <th>TPos</th> <th>Remark</th> </tr> <tr> <th>Freq</th> <th>Level</th> <th>Line</th> <th>Margin</th> <th>Level</th> <th>Factor</th> <th>Loss</th> <th>Factor</th> <th>Factor</th> </tr> <tr> <th>MHz</th> <th>dBuV/m</th> <th>dBuV/m</th> <th>dB</th> <th>dBuV</th> <th>dB/m</th> <th>dB</th> <th>dB</th> <th>dB</th> </tr> </thead> <tbody> <tr> <td>1</td> <td>2417.00</td> <td>98.64</td> <td>74.00</td> <td>24.64</td> <td>82.59</td> <td>32.03</td> <td>8.85</td> <td>30.83</td> <td>6.00</td> <td>100</td> <td>132</td> <td>AVERAGE</td> </tr> </tbody> </table>	Limit	Read	Ant	Cable	Preamp	Aux	APos	TPos	Remark	Freq	Level	Line	Margin	Level	Factor	Loss	Factor	Factor	MHz	dBuV/m	dBuV/m	dB	dBuV	dB/m	dB	dB	dB	1	2417.00	98.64	74.00	24.64	82.59	32.03	8.85	30.83	6.00	100	132	AVERAGE
Limit	Read	Ant	Cable	Preamp	Aux	APos	TPos	Remark																																																																										
Freq	Level	Line	Margin	Level	Factor	Loss	Factor	Factor																																																																										
MHz	dBuV/m	dBuV/m	dB	dBuV	dB/m	dB	dB	dB																																																																										
1	2389.17	50.15	54.00	-3.85	34.29	31.98	8.77	30.89	6.00	100	132	AVERAGE																																																																						
Limit	Read	Ant	Cable	Preamp	Aux	APos	TPos	Remark																																																																										
Freq	Level	Line	Margin	Level	Factor	Loss	Factor	Factor																																																																										
MHz	dBuV/m	dBuV/m	dB	dBuV	dB/m	dB	dB	dB																																																																										
1	2417.00	98.64	74.00	24.64	82.59	32.03	8.85	30.83	6.00	100	132	AVERAGE																																																																						



Mode	85																																																																																	
	Band Edge																																																																																	
	2400-2483.5_802.11n HT20_CH02_Full RU_2417MHz																																																																																	
ANT	2																																																																																	
Pol.	Vertical	Fundamental																																																																																
Peak	<table border="1"> <thead> <tr> <th>Limit</th> <th>Read</th> <th>Ant</th> <th>Cable</th> <th>Preamp</th> <th>Aux</th> <th>APos</th> <th>TPos</th> <th>Remark</th> </tr> <tr> <th>Freq</th> <th>Level</th> <th>Line</th> <th>Margin</th> <th>Level</th> <th>Factor</th> <th>Loss</th> <th>Factor</th> <th>Factor</th> </tr> <tr> <th>MHz</th> <th>dBuV/m</th> <th>dBuV/m</th> <th>dB</th> <th>dBuV</th> <th>dB/m</th> <th>dB</th> <th>dB</th> <th>dB</th> </tr> </thead> <tbody> <tr> <td>1</td> <td>2389.43</td> <td>68.72</td> <td>74.00</td> <td>-5.28</td> <td>52.86</td> <td>31.98</td> <td>8.77</td> <td>30.89</td> <td>6.00</td> <td>100</td> <td>96</td> <td>PEAK</td> </tr> </tbody> </table>	Limit	Read	Ant	Cable	Preamp	Aux	APos	TPos	Remark	Freq	Level	Line	Margin	Level	Factor	Loss	Factor	Factor	MHz	dBuV/m	dBuV/m	dB	dBuV	dB/m	dB	dB	dB	1	2389.43	68.72	74.00	-5.28	52.86	31.98	8.77	30.89	6.00	100	96	PEAK	<table border="1"> <thead> <tr> <th>Limit</th> <th>Read</th> <th>Ant</th> <th>Cable</th> <th>Preamp</th> <th>Aux</th> <th>APos</th> <th>TPos</th> <th>Remark</th> </tr> <tr> <th>Freq</th> <th>Level</th> <th>Line</th> <th>Margin</th> <th>Level</th> <th>Factor</th> <th>Loss</th> <th>Factor</th> <th>Factor</th> </tr> <tr> <th>MHz</th> <th>dBuV/m</th> <th>dBuV/m</th> <th>dB</th> <th>dBuV</th> <th>dB/m</th> <th>dB</th> <th>dB</th> <th>dB</th> </tr> </thead> <tbody> <tr> <td>1</td> <td>2417.00</td> <td>107.95</td> <td>-----</td> <td>-----</td> <td>91.88</td> <td>32.03</td> <td>8.86</td> <td>30.82</td> <td>6.00</td> <td>100</td> <td>96</td> <td>PEAK</td> </tr> </tbody> </table>	Limit	Read	Ant	Cable	Preamp	Aux	APos	TPos	Remark	Freq	Level	Line	Margin	Level	Factor	Loss	Factor	Factor	MHz	dBuV/m	dBuV/m	dB	dBuV	dB/m	dB	dB	dB	1	2417.00	107.95	-----	-----	91.88	32.03	8.86	30.82	6.00	100	96	PEAK
	Limit	Read	Ant	Cable	Preamp	Aux	APos	TPos	Remark																																																																									
Freq	Level	Line	Margin	Level	Factor	Loss	Factor	Factor																																																																										
MHz	dBuV/m	dBuV/m	dB	dBuV	dB/m	dB	dB	dB																																																																										
1	2389.43	68.72	74.00	-5.28	52.86	31.98	8.77	30.89	6.00	100	96	PEAK																																																																						
Limit	Read	Ant	Cable	Preamp	Aux	APos	TPos	Remark																																																																										
Freq	Level	Line	Margin	Level	Factor	Loss	Factor	Factor																																																																										
MHz	dBuV/m	dBuV/m	dB	dBuV	dB/m	dB	dB	dB																																																																										
1	2417.00	107.95	-----	-----	91.88	32.03	8.86	30.82	6.00	100	96	PEAK																																																																						
Avg	<table border="1"> <thead> <tr> <th>Limit</th> <th>Read</th> <th>Ant</th> <th>Cable</th> <th>Preamp</th> <th>Aux</th> <th>APos</th> <th>TPos</th> <th>Remark</th> </tr> <tr> <th>Freq</th> <th>Level</th> <th>Line</th> <th>Margin</th> <th>Level</th> <th>Factor</th> <th>Loss</th> <th>Factor</th> <th>Factor</th> </tr> <tr> <th>MHz</th> <th>dBuV/m</th> <th>dBuV/m</th> <th>dB</th> <th>dBuV</th> <th>dB/m</th> <th>dB</th> <th>dB</th> <th>dB</th> </tr> </thead> <tbody> <tr> <td>1</td> <td>2389.82</td> <td>49.46</td> <td>54.00</td> <td>-4.54</td> <td>33.60</td> <td>31.98</td> <td>8.77</td> <td>30.89</td> <td>6.00</td> <td>100</td> <td>96</td> <td>AVERAGE</td> </tr> </tbody> </table>	Limit	Read	Ant	Cable	Preamp	Aux	APos	TPos	Remark	Freq	Level	Line	Margin	Level	Factor	Loss	Factor	Factor	MHz	dBuV/m	dBuV/m	dB	dBuV	dB/m	dB	dB	dB	1	2389.82	49.46	54.00	-4.54	33.60	31.98	8.77	30.89	6.00	100	96	AVERAGE	<table border="1"> <thead> <tr> <th>Limit</th> <th>Read</th> <th>Ant</th> <th>Cable</th> <th>Preamp</th> <th>Aux</th> <th>APos</th> <th>TPos</th> <th>Remark</th> </tr> <tr> <th>Freq</th> <th>Level</th> <th>Line</th> <th>Margin</th> <th>Level</th> <th>Factor</th> <th>Loss</th> <th>Factor</th> <th>Factor</th> </tr> <tr> <th>MHz</th> <th>dBuV/m</th> <th>dBuV/m</th> <th>dB</th> <th>dBuV</th> <th>dB/m</th> <th>dB</th> <th>dB</th> <th>dB</th> </tr> </thead> <tbody> <tr> <td>1</td> <td>2417.00</td> <td>98.86</td> <td>-----</td> <td>-----</td> <td>82.81</td> <td>32.03</td> <td>8.85</td> <td>30.83</td> <td>6.00</td> <td>100</td> <td>96</td> <td>AVERAGE</td> </tr> </tbody> </table>	Limit	Read	Ant	Cable	Preamp	Aux	APos	TPos	Remark	Freq	Level	Line	Margin	Level	Factor	Loss	Factor	Factor	MHz	dBuV/m	dBuV/m	dB	dBuV	dB/m	dB	dB	dB	1	2417.00	98.86	-----	-----	82.81	32.03	8.85	30.83	6.00	100	96	AVERAGE
Limit	Read	Ant	Cable	Preamp	Aux	APos	TPos	Remark																																																																										
Freq	Level	Line	Margin	Level	Factor	Loss	Factor	Factor																																																																										
MHz	dBuV/m	dBuV/m	dB	dBuV	dB/m	dB	dB	dB																																																																										
1	2389.82	49.46	54.00	-4.54	33.60	31.98	8.77	30.89	6.00	100	96	AVERAGE																																																																						
Limit	Read	Ant	Cable	Preamp	Aux	APos	TPos	Remark																																																																										
Freq	Level	Line	Margin	Level	Factor	Loss	Factor	Factor																																																																										
MHz	dBuV/m	dBuV/m	dB	dBuV	dB/m	dB	dB	dB																																																																										
1	2417.00	98.86	-----	-----	82.81	32.03	8.85	30.83	6.00	100	96	AVERAGE																																																																						



Mode	85																																																																																																												
	Harmonic																																																																																																												
	2400-2483.5_802.11n HT20_CH02_Full RU_2417MHz																																																																																																												
ANT	2																																																																																																												
Pol.	Horizontal	Vertical																																																																																																											
Peak Avg																																																																																																													
	<table border="1"> <thead> <tr> <th>Limit</th> <th>Read</th> <th>Ant</th> <th>Cable</th> <th>Preamp</th> <th>Aux</th> <th>APos</th> <th>TPos</th> <th>Remark</th> </tr> <tr> <th>Freq</th> <th>Level</th> <th>Line Margin</th> <th>Level Factor</th> <th>Loss Factor</th> <th>Factor</th> <th></th> <th></th> <th></th> </tr> <tr> <th>MHz</th> <th>dBuV/m</th> <th>dBuV/m</th> <th>dB</th> <th>dBuV</th> <th>dB/m</th> <th>dB</th> <th>dB</th> <th>cm</th> <th>deg</th> </tr> </thead> <tbody> <tr> <td>1</td> <td>4834.00</td> <td>40.15</td> <td>74.00</td> <td>-33.85</td> <td>59.04</td> <td>34.10</td> <td>12.44</td> <td>65.43</td> <td>0.00</td> <td>---</td> <td>---</td> <td>PEAK</td> </tr> <tr> <td>2</td> <td>7251.00</td> <td>44.25</td> <td>74.00</td> <td>-29.75</td> <td>58.99</td> <td>35.80</td> <td>14.67</td> <td>65.21</td> <td>0.00</td> <td>---</td> <td>---</td> <td>PEAK</td> </tr> </tbody> </table>	Limit	Read	Ant	Cable	Preamp	Aux	APos	TPos	Remark	Freq	Level	Line Margin	Level Factor	Loss Factor	Factor				MHz	dBuV/m	dBuV/m	dB	dBuV	dB/m	dB	dB	cm	deg	1	4834.00	40.15	74.00	-33.85	59.04	34.10	12.44	65.43	0.00	---	---	PEAK	2	7251.00	44.25	74.00	-29.75	58.99	35.80	14.67	65.21	0.00	---	---	PEAK	<table border="1"> <thead> <tr> <th>Limit</th> <th>Read</th> <th>Ant</th> <th>Cable</th> <th>Preamp</th> <th>Aux</th> <th>APos</th> <th>TPos</th> <th>Remark</th> </tr> <tr> <th>Freq</th> <th>Level</th> <th>Line Margin</th> <th>Level Factor</th> <th>Loss Factor</th> <th>Factor</th> <th></th> <th></th> <th></th> </tr> <tr> <th>MHz</th> <th>dBuV/m</th> <th>dBuV/m</th> <th>dB</th> <th>dBuV</th> <th>dB/m</th> <th>dB</th> <th>dB</th> <th>cm</th> <th>deg</th> </tr> </thead> <tbody> <tr> <td>1</td> <td>4834.00</td> <td>40.12</td> <td>74.00</td> <td>-33.88</td> <td>59.01</td> <td>34.10</td> <td>12.44</td> <td>65.43</td> <td>0.00</td> <td>---</td> <td>---</td> <td>PEAK</td> </tr> <tr> <td>2</td> <td>7251.00</td> <td>42.79</td> <td>74.00</td> <td>-31.21</td> <td>57.53</td> <td>35.80</td> <td>14.67</td> <td>65.21</td> <td>0.00</td> <td>---</td> <td>---</td> <td>PEAK</td> </tr> </tbody> </table>	Limit	Read	Ant	Cable	Preamp	Aux	APos	TPos	Remark	Freq	Level	Line Margin	Level Factor	Loss Factor	Factor				MHz	dBuV/m	dBuV/m	dB	dBuV	dB/m	dB	dB	cm	deg	1	4834.00	40.12	74.00	-33.88	59.01	34.10	12.44	65.43	0.00	---	---	PEAK	2	7251.00	42.79	74.00	-31.21	57.53	35.80	14.67	65.21	0.00	---	---
Limit	Read	Ant	Cable	Preamp	Aux	APos	TPos	Remark																																																																																																					
Freq	Level	Line Margin	Level Factor	Loss Factor	Factor																																																																																																								
MHz	dBuV/m	dBuV/m	dB	dBuV	dB/m	dB	dB	cm	deg																																																																																																				
1	4834.00	40.15	74.00	-33.85	59.04	34.10	12.44	65.43	0.00	---	---	PEAK																																																																																																	
2	7251.00	44.25	74.00	-29.75	58.99	35.80	14.67	65.21	0.00	---	---	PEAK																																																																																																	
Limit	Read	Ant	Cable	Preamp	Aux	APos	TPos	Remark																																																																																																					
Freq	Level	Line Margin	Level Factor	Loss Factor	Factor																																																																																																								
MHz	dBuV/m	dBuV/m	dB	dBuV	dB/m	dB	dB	cm	deg																																																																																																				
1	4834.00	40.12	74.00	-33.88	59.01	34.10	12.44	65.43	0.00	---	---	PEAK																																																																																																	
2	7251.00	42.79	74.00	-31.21	57.53	35.80	14.67	65.21	0.00	---	---	PEAK																																																																																																	



Mode	86																																																																																			
	Band Edge																																																																																			
	2400-2483.5_802.11n HT20_CH03_Full RU_2422MHz																																																																																			
ANT	2																																																																																			
Pol.	Horizontal	Fundamental																																																																																		
Peak	<table border="1"> <thead> <tr> <th>Limit</th> <th>Read</th> <th>Ant</th> <th>Cable</th> <th>Preamp</th> <th>Aux</th> <th>APos</th> <th>TPos</th> <th>Remark</th> </tr> <tr> <th>Freq</th> <th>Level</th> <th>Line</th> <th>Margin</th> <th>Level</th> <th>Factor</th> <th>Loss</th> <th>Factor</th> <th>Factor</th> </tr> <tr> <th>MHz</th> <th>dBuV/m</th> <th>dBuV/m</th> <th>dB</th> <th>dBuV</th> <th>dB/m</th> <th>dB</th> <th>dB</th> <th>cm</th> <th>deg</th> </tr> </thead> <tbody> <tr> <td>1</td> <td>2389.56</td> <td>68.67</td> <td>74.00</td> <td>-5.33</td> <td>52.81</td> <td>31.98</td> <td>8.77</td> <td>30.89</td> <td>6.00</td> <td>150</td> <td>229</td> <td>PEAK</td> </tr> </tbody> </table>	Limit	Read	Ant	Cable	Preamp	Aux	APos	TPos	Remark	Freq	Level	Line	Margin	Level	Factor	Loss	Factor	Factor	MHz	dBuV/m	dBuV/m	dB	dBuV	dB/m	dB	dB	cm	deg	1	2389.56	68.67	74.00	-5.33	52.81	31.98	8.77	30.89	6.00	150	229	PEAK	<table border="1"> <thead> <tr> <th>Limit</th> <th>Read</th> <th>Ant</th> <th>Cable</th> <th>Preamp</th> <th>Aux</th> <th>APos</th> <th>TPos</th> <th>Remark</th> </tr> <tr> <th>Freq</th> <th>Level</th> <th>Line</th> <th>Margin</th> <th>Level</th> <th>Factor</th> <th>Loss</th> <th>Factor</th> <th>Factor</th> </tr> <tr> <th>MHz</th> <th>dBuV/m</th> <th>dBuV/m</th> <th>dB</th> <th>dBuV</th> <th>dB/m</th> <th>dB</th> <th>dB</th> <th>cm</th> <th>deg</th> </tr> </thead> <tbody> <tr> <td>1</td> <td>2422.00</td> <td>110.44</td> <td>-----</td> <td>-----</td> <td>94.34</td> <td>32.04</td> <td>8.87</td> <td>30.81</td> <td>6.00</td> <td>150</td> <td>229</td> <td>PEAK</td> </tr> </tbody> </table>	Limit	Read	Ant	Cable	Preamp	Aux	APos	TPos	Remark	Freq	Level	Line	Margin	Level	Factor	Loss	Factor	Factor	MHz	dBuV/m	dBuV/m	dB	dBuV	dB/m	dB	dB	cm	deg	1	2422.00	110.44	-----	-----	94.34	32.04	8.87	30.81	6.00	150	229	PEAK
	Limit	Read	Ant	Cable	Preamp	Aux	APos	TPos	Remark																																																																											
Freq	Level	Line	Margin	Level	Factor	Loss	Factor	Factor																																																																												
MHz	dBuV/m	dBuV/m	dB	dBuV	dB/m	dB	dB	cm	deg																																																																											
1	2389.56	68.67	74.00	-5.33	52.81	31.98	8.77	30.89	6.00	150	229	PEAK																																																																								
Limit	Read	Ant	Cable	Preamp	Aux	APos	TPos	Remark																																																																												
Freq	Level	Line	Margin	Level	Factor	Loss	Factor	Factor																																																																												
MHz	dBuV/m	dBuV/m	dB	dBuV	dB/m	dB	dB	cm	deg																																																																											
1	2422.00	110.44	-----	-----	94.34	32.04	8.87	30.81	6.00	150	229	PEAK																																																																								
Avg	<table border="1"> <thead> <tr> <th>Limit</th> <th>Read</th> <th>Ant</th> <th>Cable</th> <th>Preamp</th> <th>Aux</th> <th>APos</th> <th>TPos</th> <th>Remark</th> </tr> <tr> <th>Freq</th> <th>Level</th> <th>Line</th> <th>Margin</th> <th>Level</th> <th>Factor</th> <th>Loss</th> <th>Factor</th> <th>Factor</th> </tr> <tr> <th>MHz</th> <th>dBuV/m</th> <th>dBuV/m</th> <th>dB</th> <th>dBuV</th> <th>dB/m</th> <th>dB</th> <th>dB</th> <th>cm</th> <th>deg</th> </tr> </thead> <tbody> <tr> <td>1</td> <td>2389.95</td> <td>50.84</td> <td>54.00</td> <td>-3.16</td> <td>34.98</td> <td>31.98</td> <td>8.77</td> <td>30.89</td> <td>6.00</td> <td>150</td> <td>229</td> <td>AVERAGE</td> </tr> </tbody> </table>	Limit	Read	Ant	Cable	Preamp	Aux	APos	TPos	Remark	Freq	Level	Line	Margin	Level	Factor	Loss	Factor	Factor	MHz	dBuV/m	dBuV/m	dB	dBuV	dB/m	dB	dB	cm	deg	1	2389.95	50.84	54.00	-3.16	34.98	31.98	8.77	30.89	6.00	150	229	AVERAGE	<table border="1"> <thead> <tr> <th>Limit</th> <th>Read</th> <th>Ant</th> <th>Cable</th> <th>Preamp</th> <th>Aux</th> <th>APos</th> <th>TPos</th> <th>Remark</th> </tr> <tr> <th>Freq</th> <th>Level</th> <th>Line</th> <th>Margin</th> <th>Level</th> <th>Factor</th> <th>Loss</th> <th>Factor</th> <th>Factor</th> </tr> <tr> <th>MHz</th> <th>dBuV/m</th> <th>dBuV/m</th> <th>dB</th> <th>dBuV</th> <th>dB/m</th> <th>dB</th> <th>dB</th> <th>cm</th> <th>deg</th> </tr> </thead> <tbody> <tr> <td>1</td> <td>2422.00</td> <td>101.10</td> <td>-----</td> <td>-----</td> <td>85.02</td> <td>32.03</td> <td>8.87</td> <td>30.82</td> <td>6.00</td> <td>150</td> <td>229</td> <td>AVERAGE</td> </tr> </tbody> </table>	Limit	Read	Ant	Cable	Preamp	Aux	APos	TPos	Remark	Freq	Level	Line	Margin	Level	Factor	Loss	Factor	Factor	MHz	dBuV/m	dBuV/m	dB	dBuV	dB/m	dB	dB	cm	deg	1	2422.00	101.10	-----	-----	85.02	32.03	8.87	30.82	6.00	150	229	AVERAGE
Limit	Read	Ant	Cable	Preamp	Aux	APos	TPos	Remark																																																																												
Freq	Level	Line	Margin	Level	Factor	Loss	Factor	Factor																																																																												
MHz	dBuV/m	dBuV/m	dB	dBuV	dB/m	dB	dB	cm	deg																																																																											
1	2389.95	50.84	54.00	-3.16	34.98	31.98	8.77	30.89	6.00	150	229	AVERAGE																																																																								
Limit	Read	Ant	Cable	Preamp	Aux	APos	TPos	Remark																																																																												
Freq	Level	Line	Margin	Level	Factor	Loss	Factor	Factor																																																																												
MHz	dBuV/m	dBuV/m	dB	dBuV	dB/m	dB	dB	cm	deg																																																																											
1	2422.00	101.10	-----	-----	85.02	32.03	8.87	30.82	6.00	150	229	AVERAGE																																																																								

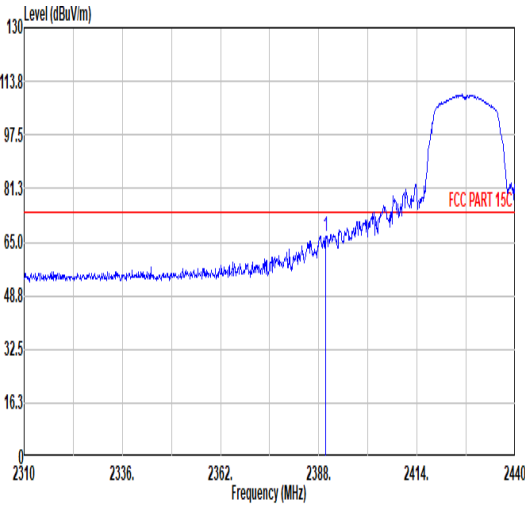
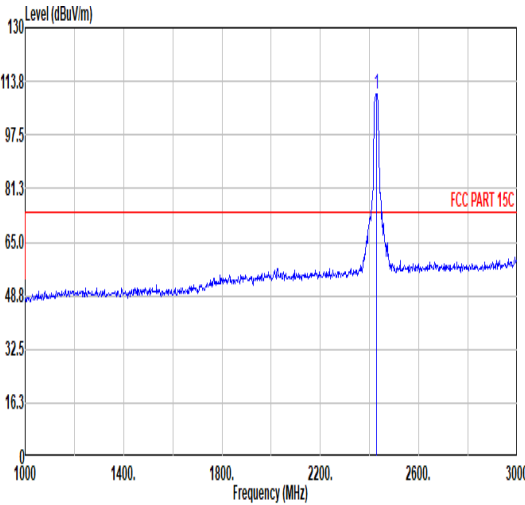
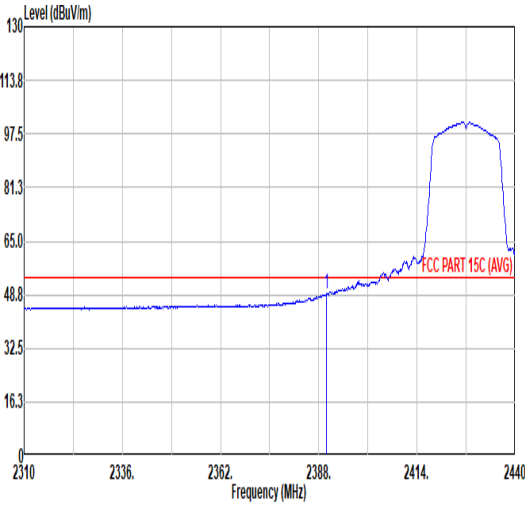
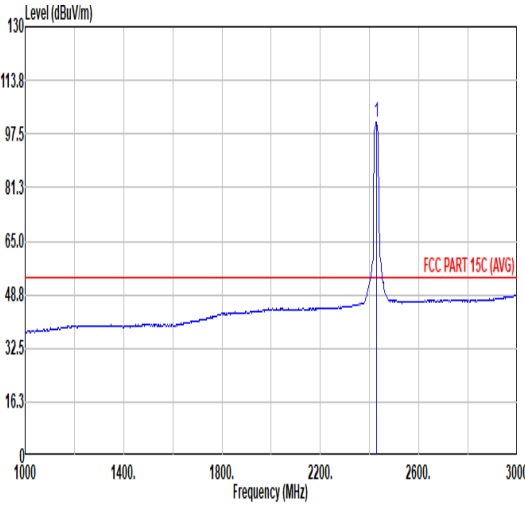


Mode	86																																																																																			
	Band Edge																																																																																			
	2400-2483.5_802.11n HT20_CH03_Full RU_2422MHz																																																																																			
ANT	2																																																																																			
Pol.	Vertical	Fundamental																																																																																		
Peak	<table border="1"> <thead> <tr> <th>Limit</th> <th>Read</th> <th>Ant</th> <th>Cable</th> <th>Preamp</th> <th>Aux</th> <th>APos</th> <th>TPos</th> <th>Remark</th> </tr> <tr> <th>Freq</th> <th>Level</th> <th>Line Margin</th> <th>Level Factor</th> <th>Loss Factor</th> <th>Factor</th> <th>Factor</th> <th>cm</th> <th>deg</th> </tr> <tr> <th>MHz</th> <th>dBuV/m</th> <th>dBuV/m</th> <th>dB</th> <th>dBuV</th> <th>dB/m</th> <th>dB</th> <th>dB</th> <th>cm</th> <th>deg</th> </tr> </thead> <tbody> <tr> <td>1</td> <td>2389.69</td> <td>67.77</td> <td>74.00</td> <td>-6.23</td> <td>51.91</td> <td>31.98</td> <td>8.77</td> <td>30.89</td> <td>6.00</td> <td>289</td> <td>281</td> <td>PEAK</td> </tr> </tbody> </table>	Limit	Read	Ant	Cable	Preamp	Aux	APos	TPos	Remark	Freq	Level	Line Margin	Level Factor	Loss Factor	Factor	Factor	cm	deg	MHz	dBuV/m	dBuV/m	dB	dBuV	dB/m	dB	dB	cm	deg	1	2389.69	67.77	74.00	-6.23	51.91	31.98	8.77	30.89	6.00	289	281	PEAK	<table border="1"> <thead> <tr> <th>Limit</th> <th>Read</th> <th>Ant</th> <th>Cable</th> <th>Preamp</th> <th>Aux</th> <th>APos</th> <th>TPos</th> <th>Remark</th> </tr> <tr> <th>Freq</th> <th>Level</th> <th>Line Margin</th> <th>Level Factor</th> <th>Loss Factor</th> <th>Factor</th> <th>Factor</th> <th>cm</th> <th>deg</th> </tr> <tr> <th>MHz</th> <th>dBuV/m</th> <th>dBuV/m</th> <th>dB</th> <th>dBuV</th> <th>dB/m</th> <th>dB</th> <th>dB</th> <th>cm</th> <th>deg</th> </tr> </thead> <tbody> <tr> <td>1</td> <td>2422.00</td> <td>110.27</td> <td>-----</td> <td>-----</td> <td>94.20</td> <td>32.03</td> <td>8.86</td> <td>30.82</td> <td>6.00</td> <td>289</td> <td>281</td> <td>PEAK</td> </tr> </tbody> </table>	Limit	Read	Ant	Cable	Preamp	Aux	APos	TPos	Remark	Freq	Level	Line Margin	Level Factor	Loss Factor	Factor	Factor	cm	deg	MHz	dBuV/m	dBuV/m	dB	dBuV	dB/m	dB	dB	cm	deg	1	2422.00	110.27	-----	-----	94.20	32.03	8.86	30.82	6.00	289	281	PEAK
	Limit	Read	Ant	Cable	Preamp	Aux	APos	TPos	Remark																																																																											
Freq	Level	Line Margin	Level Factor	Loss Factor	Factor	Factor	cm	deg																																																																												
MHz	dBuV/m	dBuV/m	dB	dBuV	dB/m	dB	dB	cm	deg																																																																											
1	2389.69	67.77	74.00	-6.23	51.91	31.98	8.77	30.89	6.00	289	281	PEAK																																																																								
Limit	Read	Ant	Cable	Preamp	Aux	APos	TPos	Remark																																																																												
Freq	Level	Line Margin	Level Factor	Loss Factor	Factor	Factor	cm	deg																																																																												
MHz	dBuV/m	dBuV/m	dB	dBuV	dB/m	dB	dB	cm	deg																																																																											
1	2422.00	110.27	-----	-----	94.20	32.03	8.86	30.82	6.00	289	281	PEAK																																																																								
Avg	<table border="1"> <thead> <tr> <th>Limit</th> <th>Read</th> <th>Ant</th> <th>Cable</th> <th>Preamp</th> <th>Aux</th> <th>APos</th> <th>TPos</th> <th>Remark</th> </tr> <tr> <th>Freq</th> <th>Level</th> <th>Line Margin</th> <th>Level Factor</th> <th>Loss Factor</th> <th>Factor</th> <th>Factor</th> <th>cm</th> <th>deg</th> </tr> <tr> <th>MHz</th> <th>dBuV/m</th> <th>dBuV/m</th> <th>dB</th> <th>dBuV</th> <th>dB/m</th> <th>dB</th> <th>dB</th> <th>cm</th> <th>deg</th> </tr> </thead> <tbody> <tr> <td>1</td> <td>2389.82</td> <td>48.77</td> <td>54.00</td> <td>-5.23</td> <td>32.91</td> <td>31.98</td> <td>8.77</td> <td>30.89</td> <td>6.00</td> <td>289</td> <td>281</td> <td>AVERAGE</td> </tr> </tbody> </table>	Limit	Read	Ant	Cable	Preamp	Aux	APos	TPos	Remark	Freq	Level	Line Margin	Level Factor	Loss Factor	Factor	Factor	cm	deg	MHz	dBuV/m	dBuV/m	dB	dBuV	dB/m	dB	dB	cm	deg	1	2389.82	48.77	54.00	-5.23	32.91	31.98	8.77	30.89	6.00	289	281	AVERAGE	<table border="1"> <thead> <tr> <th>Limit</th> <th>Read</th> <th>Ant</th> <th>Cable</th> <th>Preamp</th> <th>Aux</th> <th>APos</th> <th>TPos</th> <th>Remark</th> </tr> <tr> <th>Freq</th> <th>Level</th> <th>Line Margin</th> <th>Level Factor</th> <th>Loss Factor</th> <th>Factor</th> <th>Factor</th> <th>cm</th> <th>deg</th> </tr> <tr> <th>MHz</th> <th>dBuV/m</th> <th>dBuV/m</th> <th>dB</th> <th>dBuV</th> <th>dB/m</th> <th>dB</th> <th>dB</th> <th>cm</th> <th>deg</th> </tr> </thead> <tbody> <tr> <td>1</td> <td>2422.00</td> <td>101.23</td> <td>-----</td> <td>-----</td> <td>85.15</td> <td>32.03</td> <td>8.87</td> <td>30.82</td> <td>6.00</td> <td>289</td> <td>281</td> <td>AVERAGE</td> </tr> </tbody> </table>	Limit	Read	Ant	Cable	Preamp	Aux	APos	TPos	Remark	Freq	Level	Line Margin	Level Factor	Loss Factor	Factor	Factor	cm	deg	MHz	dBuV/m	dBuV/m	dB	dBuV	dB/m	dB	dB	cm	deg	1	2422.00	101.23	-----	-----	85.15	32.03	8.87	30.82	6.00	289	281	AVERAGE
Limit	Read	Ant	Cable	Preamp	Aux	APos	TPos	Remark																																																																												
Freq	Level	Line Margin	Level Factor	Loss Factor	Factor	Factor	cm	deg																																																																												
MHz	dBuV/m	dBuV/m	dB	dBuV	dB/m	dB	dB	cm	deg																																																																											
1	2389.82	48.77	54.00	-5.23	32.91	31.98	8.77	30.89	6.00	289	281	AVERAGE																																																																								
Limit	Read	Ant	Cable	Preamp	Aux	APos	TPos	Remark																																																																												
Freq	Level	Line Margin	Level Factor	Loss Factor	Factor	Factor	cm	deg																																																																												
MHz	dBuV/m	dBuV/m	dB	dBuV	dB/m	dB	dB	cm	deg																																																																											
1	2422.00	101.23	-----	-----	85.15	32.03	8.87	30.82	6.00	289	281	AVERAGE																																																																								



Mode	86																																																																																																														
	Harmonic																																																																																																														
	2400-2483.5_802.11n HT20_CH03_Full RU_2422MHz																																																																																																														
ANT	2																																																																																																														
Pol.	Horizontal	Vertical																																																																																																													
Peak Avg																																																																																																															
	<table border="1"> <thead> <tr> <th>Limit</th> <th>Read</th> <th>Ant</th> <th>Cable</th> <th>Preamp</th> <th>Aux</th> <th>APos</th> <th>TPos</th> <th>Remark</th> </tr> <tr> <th>Freq</th> <th>Level</th> <th>Line</th> <th>Margin</th> <th>Level</th> <th>Factor</th> <th>Loss</th> <th>Factor</th> <th>Factor</th> </tr> <tr> <th>MHz</th> <th>dBuV/m</th> <th>dBuV/m</th> <th>dB</th> <th>dBuV</th> <th>dB/m</th> <th>dB</th> <th>dB</th> <th>dB</th> <th>cm</th> <th>deg</th> </tr> </thead> <tbody> <tr> <td>1</td> <td>4844.00</td> <td>39.51</td> <td>74.00</td> <td>-34.49</td> <td>58.44</td> <td>34.10</td> <td>12.40</td> <td>65.43</td> <td>0.00</td> <td>---</td> <td>---</td> <td>PEAK</td> </tr> <tr> <td>2</td> <td>7266.00</td> <td>43.10</td> <td>74.00</td> <td>-30.90</td> <td>57.83</td> <td>35.80</td> <td>14.69</td> <td>65.22</td> <td>0.00</td> <td>---</td> <td>---</td> <td>PEAK</td> </tr> </tbody> </table>	Limit	Read	Ant	Cable	Preamp	Aux	APos	TPos	Remark	Freq	Level	Line	Margin	Level	Factor	Loss	Factor	Factor	MHz	dBuV/m	dBuV/m	dB	dBuV	dB/m	dB	dB	dB	cm	deg	1	4844.00	39.51	74.00	-34.49	58.44	34.10	12.40	65.43	0.00	---	---	PEAK	2	7266.00	43.10	74.00	-30.90	57.83	35.80	14.69	65.22	0.00	---	---	PEAK	<table border="1"> <thead> <tr> <th>Limit</th> <th>Read</th> <th>Ant</th> <th>Cable</th> <th>Preamp</th> <th>Aux</th> <th>APos</th> <th>TPos</th> <th>Remark</th> </tr> <tr> <th>Freq</th> <th>Level</th> <th>Line</th> <th>Margin</th> <th>Level</th> <th>Factor</th> <th>Loss</th> <th>Factor</th> <th>Factor</th> </tr> <tr> <th>MHz</th> <th>dBuV/m</th> <th>dBuV/m</th> <th>dB</th> <th>dBuV</th> <th>dB/m</th> <th>dB</th> <th>dB</th> <th>dB</th> <th>cm</th> <th>deg</th> </tr> </thead> <tbody> <tr> <td>1</td> <td>4844.00</td> <td>40.11</td> <td>74.00</td> <td>-33.89</td> <td>59.04</td> <td>34.10</td> <td>12.40</td> <td>65.43</td> <td>0.00</td> <td>---</td> <td>---</td> <td>PEAK</td> </tr> <tr> <td>2</td> <td>7266.00</td> <td>42.42</td> <td>74.00</td> <td>-31.58</td> <td>57.15</td> <td>35.80</td> <td>14.69</td> <td>65.22</td> <td>0.00</td> <td>---</td> <td>---</td> <td>PEAK</td> </tr> </tbody> </table>	Limit	Read	Ant	Cable	Preamp	Aux	APos	TPos	Remark	Freq	Level	Line	Margin	Level	Factor	Loss	Factor	Factor	MHz	dBuV/m	dBuV/m	dB	dBuV	dB/m	dB	dB	dB	cm	deg	1	4844.00	40.11	74.00	-33.89	59.04	34.10	12.40	65.43	0.00	---	---	PEAK	2	7266.00	42.42	74.00	-31.58	57.15	35.80	14.69	65.22	0.00	---	---
Limit	Read	Ant	Cable	Preamp	Aux	APos	TPos	Remark																																																																																																							
Freq	Level	Line	Margin	Level	Factor	Loss	Factor	Factor																																																																																																							
MHz	dBuV/m	dBuV/m	dB	dBuV	dB/m	dB	dB	dB	cm	deg																																																																																																					
1	4844.00	39.51	74.00	-34.49	58.44	34.10	12.40	65.43	0.00	---	---	PEAK																																																																																																			
2	7266.00	43.10	74.00	-30.90	57.83	35.80	14.69	65.22	0.00	---	---	PEAK																																																																																																			
Limit	Read	Ant	Cable	Preamp	Aux	APos	TPos	Remark																																																																																																							
Freq	Level	Line	Margin	Level	Factor	Loss	Factor	Factor																																																																																																							
MHz	dBuV/m	dBuV/m	dB	dBuV	dB/m	dB	dB	dB	cm	deg																																																																																																					
1	4844.00	40.11	74.00	-33.89	59.04	34.10	12.40	65.43	0.00	---	---	PEAK																																																																																																			
2	7266.00	42.42	74.00	-31.58	57.15	35.80	14.69	65.22	0.00	---	---	PEAK																																																																																																			



Mode	87																																																																																			
	Band Edge																																																																																			
	2400-2483.5_802.11n HT20_CH04_Full RU_2427MHz																																																																																			
ANT	2																																																																																			
Pol.	Horizontal	Fundamental																																																																																		
Peak	 <table border="1"> <thead> <tr> <th>Limit</th> <th>Read</th> <th>Ant</th> <th>Cable</th> <th>Preamp</th> <th>Aux</th> <th>APos</th> <th>TPos</th> <th>Remark</th> </tr> <tr> <th>Freq</th> <th>Level</th> <th>Line Margin</th> <th>Level Factor</th> <th>Loss Factor</th> <th>Factor</th> <th></th> <th></th> <th></th> </tr> <tr> <th>MHz</th> <th>dBuV/m</th> <th>dBuV/m</th> <th>dB</th> <th>dBuV</th> <th>dB/m</th> <th>dB</th> <th>dB</th> <th>cm</th> <th>deg</th> </tr> </thead> <tbody> <tr> <td>1</td> <td>2389.82</td> <td>66.75</td> <td>74.00</td> <td>-7.25</td> <td>50.89</td> <td>31.98</td> <td>8.77</td> <td>30.89</td> <td>6.00</td> <td>150</td> <td>230</td> <td>PEAK</td> </tr> </tbody> </table>	Limit	Read	Ant	Cable	Preamp	Aux	APos	TPos	Remark	Freq	Level	Line Margin	Level Factor	Loss Factor	Factor				MHz	dBuV/m	dBuV/m	dB	dBuV	dB/m	dB	dB	cm	deg	1	2389.82	66.75	74.00	-7.25	50.89	31.98	8.77	30.89	6.00	150	230	PEAK	 <table border="1"> <thead> <tr> <th>Limit</th> <th>Read</th> <th>Ant</th> <th>Cable</th> <th>Preamp</th> <th>Aux</th> <th>APos</th> <th>TPos</th> <th>Remark</th> </tr> <tr> <th>Freq</th> <th>Level</th> <th>Line Margin</th> <th>Level Factor</th> <th>Loss Factor</th> <th>Factor</th> <th></th> <th></th> <th></th> </tr> <tr> <th>MHz</th> <th>dBuV/m</th> <th>dBuV/m</th> <th>dB</th> <th>dBuV</th> <th>dB/m</th> <th>dB</th> <th>dB</th> <th>cm</th> <th>deg</th> </tr> </thead> <tbody> <tr> <td>1</td> <td>2427.00</td> <td>109.99</td> <td>-----</td> <td>-----</td> <td>93.87</td> <td>32.04</td> <td>8.88</td> <td>30.80</td> <td>6.00</td> <td>150</td> <td>230</td> <td>PEAK</td> </tr> </tbody> </table>	Limit	Read	Ant	Cable	Preamp	Aux	APos	TPos	Remark	Freq	Level	Line Margin	Level Factor	Loss Factor	Factor				MHz	dBuV/m	dBuV/m	dB	dBuV	dB/m	dB	dB	cm	deg	1	2427.00	109.99	-----	-----	93.87	32.04	8.88	30.80	6.00	150	230	PEAK
	Limit	Read	Ant	Cable	Preamp	Aux	APos	TPos	Remark																																																																											
Freq	Level	Line Margin	Level Factor	Loss Factor	Factor																																																																															
MHz	dBuV/m	dBuV/m	dB	dBuV	dB/m	dB	dB	cm	deg																																																																											
1	2389.82	66.75	74.00	-7.25	50.89	31.98	8.77	30.89	6.00	150	230	PEAK																																																																								
Limit	Read	Ant	Cable	Preamp	Aux	APos	TPos	Remark																																																																												
Freq	Level	Line Margin	Level Factor	Loss Factor	Factor																																																																															
MHz	dBuV/m	dBuV/m	dB	dBuV	dB/m	dB	dB	cm	deg																																																																											
1	2427.00	109.99	-----	-----	93.87	32.04	8.88	30.80	6.00	150	230	PEAK																																																																								
Avg	 <table border="1"> <thead> <tr> <th>Limit</th> <th>Read</th> <th>Ant</th> <th>Cable</th> <th>Preamp</th> <th>Aux</th> <th>APos</th> <th>TPos</th> <th>Remark</th> </tr> <tr> <th>Freq</th> <th>Level</th> <th>Line Margin</th> <th>Level Factor</th> <th>Loss Factor</th> <th>Factor</th> <th></th> <th></th> <th></th> </tr> <tr> <th>MHz</th> <th>dBuV/m</th> <th>dBuV/m</th> <th>dB</th> <th>dBuV</th> <th>dB/m</th> <th>dB</th> <th>dB</th> <th>cm</th> <th>deg</th> </tr> </thead> <tbody> <tr> <td>1</td> <td>2389.95</td> <td>49.25</td> <td>54.00</td> <td>-4.75</td> <td>33.39</td> <td>31.98</td> <td>8.77</td> <td>30.89</td> <td>6.00</td> <td>150</td> <td>230</td> <td>AVERAGE</td> </tr> </tbody> </table>	Limit	Read	Ant	Cable	Preamp	Aux	APos	TPos	Remark	Freq	Level	Line Margin	Level Factor	Loss Factor	Factor				MHz	dBuV/m	dBuV/m	dB	dBuV	dB/m	dB	dB	cm	deg	1	2389.95	49.25	54.00	-4.75	33.39	31.98	8.77	30.89	6.00	150	230	AVERAGE	 <table border="1"> <thead> <tr> <th>Limit</th> <th>Read</th> <th>Ant</th> <th>Cable</th> <th>Preamp</th> <th>Aux</th> <th>APos</th> <th>TPos</th> <th>Remark</th> </tr> <tr> <th>Freq</th> <th>Level</th> <th>Line Margin</th> <th>Level Factor</th> <th>Loss Factor</th> <th>Factor</th> <th></th> <th></th> <th></th> </tr> <tr> <th>MHz</th> <th>dBuV/m</th> <th>dBuV/m</th> <th>dB</th> <th>dBuV</th> <th>dB/m</th> <th>dB</th> <th>dB</th> <th>cm</th> <th>deg</th> </tr> </thead> <tbody> <tr> <td>1</td> <td>2427.00</td> <td>101.01</td> <td>-----</td> <td>-----</td> <td>84.90</td> <td>32.04</td> <td>8.88</td> <td>30.81</td> <td>6.00</td> <td>150</td> <td>230</td> <td>AVERAGE</td> </tr> </tbody> </table>	Limit	Read	Ant	Cable	Preamp	Aux	APos	TPos	Remark	Freq	Level	Line Margin	Level Factor	Loss Factor	Factor				MHz	dBuV/m	dBuV/m	dB	dBuV	dB/m	dB	dB	cm	deg	1	2427.00	101.01	-----	-----	84.90	32.04	8.88	30.81	6.00	150	230	AVERAGE
Limit	Read	Ant	Cable	Preamp	Aux	APos	TPos	Remark																																																																												
Freq	Level	Line Margin	Level Factor	Loss Factor	Factor																																																																															
MHz	dBuV/m	dBuV/m	dB	dBuV	dB/m	dB	dB	cm	deg																																																																											
1	2389.95	49.25	54.00	-4.75	33.39	31.98	8.77	30.89	6.00	150	230	AVERAGE																																																																								
Limit	Read	Ant	Cable	Preamp	Aux	APos	TPos	Remark																																																																												
Freq	Level	Line Margin	Level Factor	Loss Factor	Factor																																																																															
MHz	dBuV/m	dBuV/m	dB	dBuV	dB/m	dB	dB	cm	deg																																																																											
1	2427.00	101.01	-----	-----	84.90	32.04	8.88	30.81	6.00	150	230	AVERAGE																																																																								



Mode	87																																																																																			
	Band Edge																																																																																			
	2400-2483.5_802.11n HT20_CH04_Full RU_2427MHz																																																																																			
ANT	2																																																																																			
Pol.	Vertical	Fundamental																																																																																		
Peak	<table border="1"> <thead> <tr> <th>Limit</th> <th>Read</th> <th>Ant</th> <th>Cable</th> <th>Preamp</th> <th>Aux</th> <th>APos</th> <th>TPos</th> <th>Remark</th> </tr> <tr> <th>Freq</th> <th>Level</th> <th>Line</th> <th>Margin</th> <th>Level</th> <th>Factor</th> <th>Loss</th> <th>Factor</th> <th>Factor</th> </tr> <tr> <th>MHz</th> <th>dBuV/m</th> <th>dBuV/m</th> <th>dB</th> <th>dBuV</th> <th>dB/m</th> <th>dB</th> <th>dB</th> <th>cm</th> <th>deg</th> </tr> </thead> <tbody> <tr> <td>1</td> <td>2387.74</td> <td>66.98</td> <td>74.00</td> <td>-7.02</td> <td>51.14</td> <td>31.97</td> <td>8.76</td> <td>30.89</td> <td>6.00</td> <td>316</td> <td>281</td> <td>PEAK</td> </tr> </tbody> </table>	Limit	Read	Ant	Cable	Preamp	Aux	APos	TPos	Remark	Freq	Level	Line	Margin	Level	Factor	Loss	Factor	Factor	MHz	dBuV/m	dBuV/m	dB	dBuV	dB/m	dB	dB	cm	deg	1	2387.74	66.98	74.00	-7.02	51.14	31.97	8.76	30.89	6.00	316	281	PEAK	<table border="1"> <thead> <tr> <th>Limit</th> <th>Read</th> <th>Ant</th> <th>Cable</th> <th>Preamp</th> <th>Aux</th> <th>APos</th> <th>TPos</th> <th>Remark</th> </tr> <tr> <th>Freq</th> <th>Level</th> <th>Line</th> <th>Margin</th> <th>Level</th> <th>Factor</th> <th>Loss</th> <th>Factor</th> <th>Factor</th> </tr> <tr> <th>MHz</th> <th>dBuV/m</th> <th>dBuV/m</th> <th>dB</th> <th>dBuV</th> <th>dB/m</th> <th>dB</th> <th>dB</th> <th>cm</th> <th>deg</th> </tr> </thead> <tbody> <tr> <td>1</td> <td>2427.00</td> <td>110.85</td> <td>-----</td> <td>-----</td> <td>94.73</td> <td>32.04</td> <td>8.88</td> <td>30.80</td> <td>6.00</td> <td>316</td> <td>281</td> <td>PEAK</td> </tr> </tbody> </table>	Limit	Read	Ant	Cable	Preamp	Aux	APos	TPos	Remark	Freq	Level	Line	Margin	Level	Factor	Loss	Factor	Factor	MHz	dBuV/m	dBuV/m	dB	dBuV	dB/m	dB	dB	cm	deg	1	2427.00	110.85	-----	-----	94.73	32.04	8.88	30.80	6.00	316	281	PEAK
	Limit	Read	Ant	Cable	Preamp	Aux	APos	TPos	Remark																																																																											
Freq	Level	Line	Margin	Level	Factor	Loss	Factor	Factor																																																																												
MHz	dBuV/m	dBuV/m	dB	dBuV	dB/m	dB	dB	cm	deg																																																																											
1	2387.74	66.98	74.00	-7.02	51.14	31.97	8.76	30.89	6.00	316	281	PEAK																																																																								
Limit	Read	Ant	Cable	Preamp	Aux	APos	TPos	Remark																																																																												
Freq	Level	Line	Margin	Level	Factor	Loss	Factor	Factor																																																																												
MHz	dBuV/m	dBuV/m	dB	dBuV	dB/m	dB	dB	cm	deg																																																																											
1	2427.00	110.85	-----	-----	94.73	32.04	8.88	30.80	6.00	316	281	PEAK																																																																								
Avg	<table border="1"> <thead> <tr> <th>Limit</th> <th>Read</th> <th>Ant</th> <th>Cable</th> <th>Preamp</th> <th>Aux</th> <th>APos</th> <th>TPos</th> <th>Remark</th> </tr> <tr> <th>Freq</th> <th>Level</th> <th>Line</th> <th>Margin</th> <th>Level</th> <th>Factor</th> <th>Loss</th> <th>Factor</th> <th>Factor</th> </tr> <tr> <th>MHz</th> <th>dBuV/m</th> <th>dBuV/m</th> <th>dB</th> <th>dBuV</th> <th>dB/m</th> <th>dB</th> <th>dB</th> <th>cm</th> <th>deg</th> </tr> </thead> <tbody> <tr> <td>1</td> <td>2389.69</td> <td>48.64</td> <td>54.00</td> <td>-5.36</td> <td>32.78</td> <td>31.98</td> <td>8.77</td> <td>30.89</td> <td>6.00</td> <td>316</td> <td>281</td> <td>AVERAGE</td> </tr> </tbody> </table>	Limit	Read	Ant	Cable	Preamp	Aux	APos	TPos	Remark	Freq	Level	Line	Margin	Level	Factor	Loss	Factor	Factor	MHz	dBuV/m	dBuV/m	dB	dBuV	dB/m	dB	dB	cm	deg	1	2389.69	48.64	54.00	-5.36	32.78	31.98	8.77	30.89	6.00	316	281	AVERAGE	<table border="1"> <thead> <tr> <th>Limit</th> <th>Read</th> <th>Ant</th> <th>Cable</th> <th>Preamp</th> <th>Aux</th> <th>APos</th> <th>TPos</th> <th>Remark</th> </tr> <tr> <th>Freq</th> <th>Level</th> <th>Line</th> <th>Margin</th> <th>Level</th> <th>Factor</th> <th>Loss</th> <th>Factor</th> <th>Factor</th> </tr> <tr> <th>MHz</th> <th>dBuV/m</th> <th>dBuV/m</th> <th>dB</th> <th>dBuV</th> <th>dB/m</th> <th>dB</th> <th>dB</th> <th>cm</th> <th>deg</th> </tr> </thead> <tbody> <tr> <td>1</td> <td>2427.00</td> <td>101.58</td> <td>-----</td> <td>-----</td> <td>85.46</td> <td>32.04</td> <td>8.88</td> <td>30.80</td> <td>6.00</td> <td>316</td> <td>281</td> <td>AVERAGE</td> </tr> </tbody> </table>	Limit	Read	Ant	Cable	Preamp	Aux	APos	TPos	Remark	Freq	Level	Line	Margin	Level	Factor	Loss	Factor	Factor	MHz	dBuV/m	dBuV/m	dB	dBuV	dB/m	dB	dB	cm	deg	1	2427.00	101.58	-----	-----	85.46	32.04	8.88	30.80	6.00	316	281	AVERAGE
Limit	Read	Ant	Cable	Preamp	Aux	APos	TPos	Remark																																																																												
Freq	Level	Line	Margin	Level	Factor	Loss	Factor	Factor																																																																												
MHz	dBuV/m	dBuV/m	dB	dBuV	dB/m	dB	dB	cm	deg																																																																											
1	2389.69	48.64	54.00	-5.36	32.78	31.98	8.77	30.89	6.00	316	281	AVERAGE																																																																								
Limit	Read	Ant	Cable	Preamp	Aux	APos	TPos	Remark																																																																												
Freq	Level	Line	Margin	Level	Factor	Loss	Factor	Factor																																																																												
MHz	dBuV/m	dBuV/m	dB	dBuV	dB/m	dB	dB	cm	deg																																																																											
1	2427.00	101.58	-----	-----	85.46	32.04	8.88	30.80	6.00	316	281	AVERAGE																																																																								



Mode	87																																																																																													
	Harmonic																																																																																													
	2400-2483.5_802.11n HT20_CH04_Full RU_2427MHz																																																																																													
ANT	2																																																																																													
Pol.	Horizontal	Vertical																																																																																												
Peak Avg	<table border="1"> <thead> <tr> <th>Limit</th> <th>Read</th> <th>Ant</th> <th>Cable</th> <th>Preamp</th> <th>Aux</th> <th>APos</th> <th>TPos</th> <th>Remark</th> </tr> <tr> <th>Freq</th> <th>Level</th> <th>Line</th> <th>Margin</th> <th>Level</th> <th>Factor</th> <th>Loss</th> <th>Factor</th> <th>Factor</th> <th>cm</th> <th>deg</th> </tr> </thead> <tbody> <tr> <td>1</td> <td>4854.00</td> <td>39.76</td> <td>74.00</td> <td>-34.24</td> <td>58.74</td> <td>34.10</td> <td>12.36</td> <td>65.44</td> <td>0.00</td> <td>---</td> <td>---</td> <td>PEAK</td> </tr> <tr> <td>2</td> <td>7281.00</td> <td>42.34</td> <td>74.00</td> <td>-31.66</td> <td>57.07</td> <td>35.00</td> <td>14.70</td> <td>65.23</td> <td>0.00</td> <td>---</td> <td>---</td> <td>PEAK</td> </tr> </tbody> </table>	Limit	Read	Ant	Cable	Preamp	Aux	APos	TPos	Remark	Freq	Level	Line	Margin	Level	Factor	Loss	Factor	Factor	cm	deg	1	4854.00	39.76	74.00	-34.24	58.74	34.10	12.36	65.44	0.00	---	---	PEAK	2	7281.00	42.34	74.00	-31.66	57.07	35.00	14.70	65.23	0.00	---	---	PEAK	<table border="1"> <thead> <tr> <th>Limit</th> <th>Read</th> <th>Ant</th> <th>Cable</th> <th>Preamp</th> <th>Aux</th> <th>APos</th> <th>TPos</th> <th>Remark</th> </tr> <tr> <th>Freq</th> <th>Level</th> <th>Line</th> <th>Margin</th> <th>Level</th> <th>Factor</th> <th>Loss</th> <th>Factor</th> <th>Factor</th> <th>cm</th> <th>deg</th> </tr> </thead> <tbody> <tr> <td>1</td> <td>4854.00</td> <td>40.19</td> <td>74.00</td> <td>-33.81</td> <td>59.17</td> <td>34.10</td> <td>12.36</td> <td>65.44</td> <td>0.00</td> <td>---</td> <td>---</td> <td>PEAK</td> </tr> <tr> <td>2</td> <td>7281.00</td> <td>42.22</td> <td>74.00</td> <td>-31.78</td> <td>56.95</td> <td>35.00</td> <td>14.70</td> <td>65.23</td> <td>0.00</td> <td>---</td> <td>---</td> <td>PEAK</td> </tr> </tbody> </table>	Limit	Read	Ant	Cable	Preamp	Aux	APos	TPos	Remark	Freq	Level	Line	Margin	Level	Factor	Loss	Factor	Factor	cm	deg	1	4854.00	40.19	74.00	-33.81	59.17	34.10	12.36	65.44	0.00	---	---	PEAK	2	7281.00	42.22	74.00	-31.78	56.95	35.00	14.70	65.23	0.00	---	---	PEAK
Limit	Read	Ant	Cable	Preamp	Aux	APos	TPos	Remark																																																																																						
Freq	Level	Line	Margin	Level	Factor	Loss	Factor	Factor	cm	deg																																																																																				
1	4854.00	39.76	74.00	-34.24	58.74	34.10	12.36	65.44	0.00	---	---	PEAK																																																																																		
2	7281.00	42.34	74.00	-31.66	57.07	35.00	14.70	65.23	0.00	---	---	PEAK																																																																																		
Limit	Read	Ant	Cable	Preamp	Aux	APos	TPos	Remark																																																																																						
Freq	Level	Line	Margin	Level	Factor	Loss	Factor	Factor	cm	deg																																																																																				
1	4854.00	40.19	74.00	-33.81	59.17	34.10	12.36	65.44	0.00	---	---	PEAK																																																																																		
2	7281.00	42.22	74.00	-31.78	56.95	35.00	14.70	65.23	0.00	---	---	PEAK																																																																																		



Mode	88																																																																																																														
	Harmonic																																																																																																														
	2400-2483.5_802.11n HT20_CH06_Full RU_2437MHz																																																																																																														
ANT	2																																																																																																														
Pol.	Horizontal	Vertical																																																																																																													
Peak Avg																																																																																																															
	<table border="1"> <thead> <tr> <th>Limit</th> <th>Read</th> <th>Ant</th> <th>Cable</th> <th>Preamp</th> <th>Aux</th> <th>APos</th> <th>TPos</th> <th>Remark</th> </tr> <tr> <th>Freq</th> <th>Level</th> <th>Line</th> <th>Margin</th> <th>Level</th> <th>Factor</th> <th>Loss</th> <th>Factor</th> <th>Factor</th> </tr> <tr> <th>MHz</th> <th>dBuV/m</th> <th>dBuV/m</th> <th>dB</th> <th>dBuV</th> <th>dB/m</th> <th>dB</th> <th>dB</th> <th>dB</th> <th>cm</th> <th>deg</th> </tr> </thead> <tbody> <tr> <td>1</td> <td>4874.00</td> <td>39.40</td> <td>74.00</td> <td>-34.60</td> <td>58.45</td> <td>34.10</td> <td>12.29</td> <td>65.44</td> <td>0.00</td> <td>---</td> <td>---</td> <td>PEAK</td> </tr> <tr> <td>2</td> <td>7311.00</td> <td>44.39</td> <td>74.00</td> <td>-29.61</td> <td>59.11</td> <td>35.80</td> <td>14.73</td> <td>65.25</td> <td>0.00</td> <td>---</td> <td>---</td> <td>PEAK</td> </tr> </tbody> </table>	Limit	Read	Ant	Cable	Preamp	Aux	APos	TPos	Remark	Freq	Level	Line	Margin	Level	Factor	Loss	Factor	Factor	MHz	dBuV/m	dBuV/m	dB	dBuV	dB/m	dB	dB	dB	cm	deg	1	4874.00	39.40	74.00	-34.60	58.45	34.10	12.29	65.44	0.00	---	---	PEAK	2	7311.00	44.39	74.00	-29.61	59.11	35.80	14.73	65.25	0.00	---	---	PEAK	<table border="1"> <thead> <tr> <th>Limit</th> <th>Read</th> <th>Ant</th> <th>Cable</th> <th>Preamp</th> <th>Aux</th> <th>APos</th> <th>TPos</th> <th>Remark</th> </tr> <tr> <th>Freq</th> <th>Level</th> <th>Line</th> <th>Margin</th> <th>Level</th> <th>Factor</th> <th>Loss</th> <th>Factor</th> <th>Factor</th> </tr> <tr> <th>MHz</th> <th>dBuV/m</th> <th>dBuV/m</th> <th>dB</th> <th>dBuV</th> <th>dB/m</th> <th>dB</th> <th>dB</th> <th>dB</th> <th>cm</th> <th>deg</th> </tr> </thead> <tbody> <tr> <td>1</td> <td>4874.00</td> <td>39.81</td> <td>74.00</td> <td>-34.19</td> <td>58.86</td> <td>34.10</td> <td>12.29</td> <td>65.44</td> <td>0.00</td> <td>---</td> <td>---</td> <td>PEAK</td> </tr> <tr> <td>2</td> <td>7311.00</td> <td>43.67</td> <td>74.00</td> <td>-30.33</td> <td>58.39</td> <td>35.80</td> <td>14.73</td> <td>65.25</td> <td>0.00</td> <td>---</td> <td>---</td> <td>PEAK</td> </tr> </tbody> </table>	Limit	Read	Ant	Cable	Preamp	Aux	APos	TPos	Remark	Freq	Level	Line	Margin	Level	Factor	Loss	Factor	Factor	MHz	dBuV/m	dBuV/m	dB	dBuV	dB/m	dB	dB	dB	cm	deg	1	4874.00	39.81	74.00	-34.19	58.86	34.10	12.29	65.44	0.00	---	---	PEAK	2	7311.00	43.67	74.00	-30.33	58.39	35.80	14.73	65.25	0.00	---	---
Limit	Read	Ant	Cable	Preamp	Aux	APos	TPos	Remark																																																																																																							
Freq	Level	Line	Margin	Level	Factor	Loss	Factor	Factor																																																																																																							
MHz	dBuV/m	dBuV/m	dB	dBuV	dB/m	dB	dB	dB	cm	deg																																																																																																					
1	4874.00	39.40	74.00	-34.60	58.45	34.10	12.29	65.44	0.00	---	---	PEAK																																																																																																			
2	7311.00	44.39	74.00	-29.61	59.11	35.80	14.73	65.25	0.00	---	---	PEAK																																																																																																			
Limit	Read	Ant	Cable	Preamp	Aux	APos	TPos	Remark																																																																																																							
Freq	Level	Line	Margin	Level	Factor	Loss	Factor	Factor																																																																																																							
MHz	dBuV/m	dBuV/m	dB	dBuV	dB/m	dB	dB	dB	cm	deg																																																																																																					
1	4874.00	39.81	74.00	-34.19	58.86	34.10	12.29	65.44	0.00	---	---	PEAK																																																																																																			
2	7311.00	43.67	74.00	-30.33	58.39	35.80	14.73	65.25	0.00	---	---	PEAK																																																																																																			



Mode	89																																																																																											
	Band Edge																																																																																											
	2400-2483.5_802.11n HT20_CH9_Full RU_2452MHz																																																																																											
ANT	2																																																																																											
Pol.	Horizontal	Fundamental																																																																																										
Peak	<table border="1"> <thead> <tr> <th>Limit</th> <th>Read</th> <th>Ant</th> <th>Cable</th> <th>Preamp</th> <th>Aux</th> <th>APos</th> <th>TPos</th> <th>Remark</th> </tr> <tr> <th>Freq</th> <th>Level</th> <th>Line</th> <th>Margin</th> <th>Level</th> <th>Factor</th> <th>Loss</th> <th>Factor</th> <th>Factor</th> </tr> <tr> <th>MHz</th> <th>dBuV/m</th> <th>dBuV/m</th> <th>dB</th> <th>dBuV</th> <th>dB/m</th> <th>dB</th> <th>dB</th> <th>dB</th> </tr> </thead> <tbody> <tr> <td>1 2487.16</td> <td>69.28</td> <td>74.00</td> <td>-4.72</td> <td>52.73</td> <td>32.13</td> <td>9.06</td> <td>30.64</td> <td>6.00</td> </tr> <tr> <td></td> <td></td> <td></td> <td></td> <td></td> <td></td> <td></td> <td></td> <td>109 130 PEAK</td> </tr> </tbody> </table>	Limit	Read	Ant	Cable	Preamp	Aux	APos	TPos	Remark	Freq	Level	Line	Margin	Level	Factor	Loss	Factor	Factor	MHz	dBuV/m	dBuV/m	dB	dBuV	dB/m	dB	dB	dB	1 2487.16	69.28	74.00	-4.72	52.73	32.13	9.06	30.64	6.00									109 130 PEAK	<table border="1"> <thead> <tr> <th>Limit</th> <th>Read</th> <th>Ant</th> <th>Cable</th> <th>Preamp</th> <th>Aux</th> <th>APos</th> <th>TPos</th> <th>Remark</th> </tr> <tr> <th>Freq</th> <th>Level</th> <th>Line</th> <th>Margin</th> <th>Level</th> <th>Factor</th> <th>Loss</th> <th>Factor</th> <th>Factor</th> </tr> <tr> <th>MHz</th> <th>dBuV/m</th> <th>dBuV/m</th> <th>dB</th> <th>dBuV</th> <th>dB/m</th> <th>dB</th> <th>dB</th> <th>dB</th> </tr> </thead> <tbody> <tr> <td>1 2452.00</td> <td>110.88</td> <td>74.00</td> <td>36.88</td> <td>94.57</td> <td>32.08</td> <td>8.96</td> <td>30.73</td> <td>6.00</td> </tr> <tr> <td></td> <td></td> <td></td> <td></td> <td></td> <td></td> <td></td> <td></td> <td>109 130 PEAK</td> </tr> </tbody> </table>	Limit	Read	Ant	Cable	Preamp	Aux	APos	TPos	Remark	Freq	Level	Line	Margin	Level	Factor	Loss	Factor	Factor	MHz	dBuV/m	dBuV/m	dB	dBuV	dB/m	dB	dB	dB	1 2452.00	110.88	74.00	36.88	94.57	32.08	8.96	30.73	6.00									109 130 PEAK
	Limit	Read	Ant	Cable	Preamp	Aux	APos	TPos	Remark																																																																																			
Freq	Level	Line	Margin	Level	Factor	Loss	Factor	Factor																																																																																				
MHz	dBuV/m	dBuV/m	dB	dBuV	dB/m	dB	dB	dB																																																																																				
1 2487.16	69.28	74.00	-4.72	52.73	32.13	9.06	30.64	6.00																																																																																				
								109 130 PEAK																																																																																				
Limit	Read	Ant	Cable	Preamp	Aux	APos	TPos	Remark																																																																																				
Freq	Level	Line	Margin	Level	Factor	Loss	Factor	Factor																																																																																				
MHz	dBuV/m	dBuV/m	dB	dBuV	dB/m	dB	dB	dB																																																																																				
1 2452.00	110.88	74.00	36.88	94.57	32.08	8.96	30.73	6.00																																																																																				
								109 130 PEAK																																																																																				
Avg	<table border="1"> <thead> <tr> <th>Limit</th> <th>Read</th> <th>Ant</th> <th>Cable</th> <th>Preamp</th> <th>Aux</th> <th>APos</th> <th>TPos</th> <th>Remark</th> </tr> <tr> <th>Freq</th> <th>Level</th> <th>Line</th> <th>Margin</th> <th>Level</th> <th>Factor</th> <th>Loss</th> <th>Factor</th> <th>Factor</th> </tr> <tr> <th>MHz</th> <th>dBuV/m</th> <th>dBuV/m</th> <th>dB</th> <th>dBuV</th> <th>dB/m</th> <th>dB</th> <th>dB</th> <th>dB</th> </tr> </thead> <tbody> <tr> <td>1 2483.62</td> <td>50.75</td> <td>54.00</td> <td>-3.25</td> <td>34.22</td> <td>32.13</td> <td>9.05</td> <td>30.65</td> <td>6.00</td> </tr> <tr> <td></td> <td></td> <td></td> <td></td> <td></td> <td></td> <td></td> <td></td> <td>109 130 AVERAGE</td> </tr> </tbody> </table>	Limit	Read	Ant	Cable	Preamp	Aux	APos	TPos	Remark	Freq	Level	Line	Margin	Level	Factor	Loss	Factor	Factor	MHz	dBuV/m	dBuV/m	dB	dBuV	dB/m	dB	dB	dB	1 2483.62	50.75	54.00	-3.25	34.22	32.13	9.05	30.65	6.00									109 130 AVERAGE	<table border="1"> <thead> <tr> <th>Limit</th> <th>Read</th> <th>Ant</th> <th>Cable</th> <th>Preamp</th> <th>Aux</th> <th>APos</th> <th>TPos</th> <th>Remark</th> </tr> <tr> <th>Freq</th> <th>Level</th> <th>Line</th> <th>Margin</th> <th>Level</th> <th>Factor</th> <th>Loss</th> <th>Factor</th> <th>Factor</th> </tr> <tr> <th>MHz</th> <th>dBuV/m</th> <th>dBuV/m</th> <th>dB</th> <th>dBuV</th> <th>dB/m</th> <th>dB</th> <th>dB</th> <th>dB</th> </tr> </thead> <tbody> <tr> <td>1 2452.00</td> <td>101.28</td> <td>54.00</td> <td>47.28</td> <td>84.97</td> <td>32.08</td> <td>8.96</td> <td>30.73</td> <td>6.00</td> </tr> <tr> <td></td> <td></td> <td></td> <td></td> <td></td> <td></td> <td></td> <td></td> <td>109 130 AVERAGE</td> </tr> </tbody> </table>	Limit	Read	Ant	Cable	Preamp	Aux	APos	TPos	Remark	Freq	Level	Line	Margin	Level	Factor	Loss	Factor	Factor	MHz	dBuV/m	dBuV/m	dB	dBuV	dB/m	dB	dB	dB	1 2452.00	101.28	54.00	47.28	84.97	32.08	8.96	30.73	6.00									109 130 AVERAGE
Limit	Read	Ant	Cable	Preamp	Aux	APos	TPos	Remark																																																																																				
Freq	Level	Line	Margin	Level	Factor	Loss	Factor	Factor																																																																																				
MHz	dBuV/m	dBuV/m	dB	dBuV	dB/m	dB	dB	dB																																																																																				
1 2483.62	50.75	54.00	-3.25	34.22	32.13	9.05	30.65	6.00																																																																																				
								109 130 AVERAGE																																																																																				
Limit	Read	Ant	Cable	Preamp	Aux	APos	TPos	Remark																																																																																				
Freq	Level	Line	Margin	Level	Factor	Loss	Factor	Factor																																																																																				
MHz	dBuV/m	dBuV/m	dB	dBuV	dB/m	dB	dB	dB																																																																																				
1 2452.00	101.28	54.00	47.28	84.97	32.08	8.96	30.73	6.00																																																																																				
								109 130 AVERAGE																																																																																				

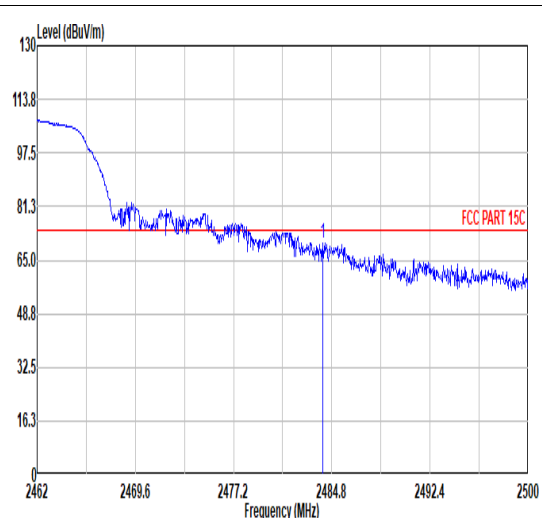
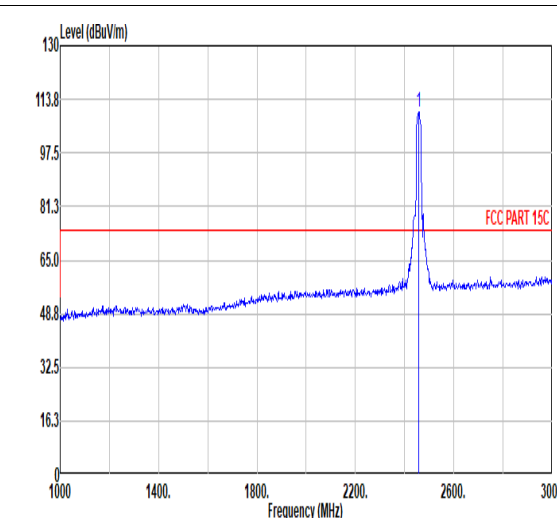
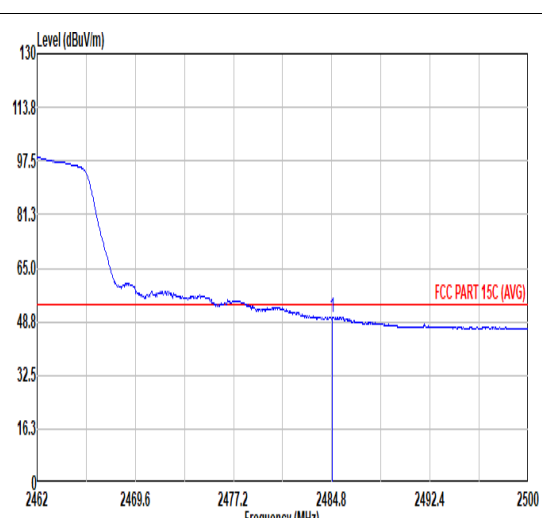
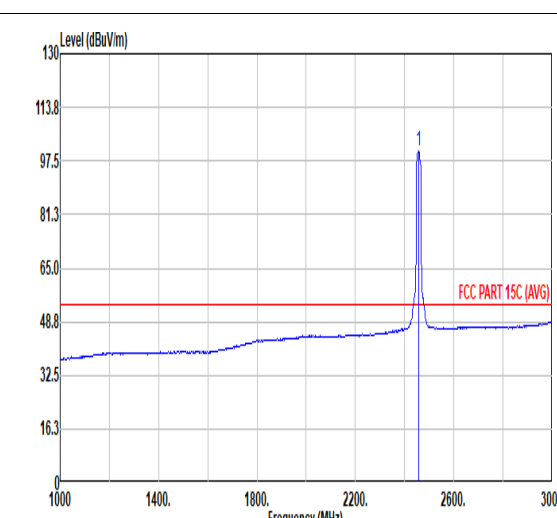


Mode	89																																																																																	
	Band Edge																																																																																	
	2400-2483.5_802.11n HT20_CH9_Full RU_2452MHz																																																																																	
ANT	2																																																																																	
Pol.	Vertical	Fundamental																																																																																
Peak	<table border="1"> <thead> <tr> <th>Limit</th> <th>Read</th> <th>Ant</th> <th>Cable</th> <th>Preamp</th> <th>Aux</th> <th>APos</th> <th>TPos</th> <th>Remark</th> </tr> <tr> <th>Freq</th> <th>Level</th> <th>Line</th> <th>Margin</th> <th>Level</th> <th>Factor</th> <th>Loss</th> <th>Factor</th> <th>Factor</th> </tr> <tr> <th>MHz</th> <th>dBuV/m</th> <th>dBuV/m</th> <th>dB</th> <th>dBuV</th> <th>dB/m</th> <th>dB</th> <th>dB</th> <th>dB</th> </tr> </thead> <tbody> <tr> <td>1</td> <td>2484.22</td> <td>69.91</td> <td>74.00</td> <td>-4.09</td> <td>53.37</td> <td>32.13</td> <td>9.05</td> <td>30.64</td> <td>6.00</td> <td>105</td> <td>93</td> <td>PEAK</td> </tr> </tbody> </table>	Limit	Read	Ant	Cable	Preamp	Aux	APos	TPos	Remark	Freq	Level	Line	Margin	Level	Factor	Loss	Factor	Factor	MHz	dBuV/m	dBuV/m	dB	dBuV	dB/m	dB	dB	dB	1	2484.22	69.91	74.00	-4.09	53.37	32.13	9.05	30.64	6.00	105	93	PEAK	<table border="1"> <thead> <tr> <th>Limit</th> <th>Read</th> <th>Ant</th> <th>Cable</th> <th>Preamp</th> <th>Aux</th> <th>APos</th> <th>TPos</th> <th>Remark</th> </tr> <tr> <th>Freq</th> <th>Level</th> <th>Line</th> <th>Margin</th> <th>Level</th> <th>Factor</th> <th>Loss</th> <th>Factor</th> <th>Factor</th> </tr> <tr> <th>MHz</th> <th>dBuV/m</th> <th>dBuV/m</th> <th>dB</th> <th>dBuV</th> <th>dB/m</th> <th>dB</th> <th>dB</th> <th>dB</th> </tr> </thead> <tbody> <tr> <td>1</td> <td>2452.00</td> <td>110.80</td> <td>74.00</td> <td>36.80</td> <td>94.49</td> <td>32.08</td> <td>8.96</td> <td>30.73</td> <td>6.00</td> <td>105</td> <td>93</td> <td>PEAK</td> </tr> </tbody> </table>	Limit	Read	Ant	Cable	Preamp	Aux	APos	TPos	Remark	Freq	Level	Line	Margin	Level	Factor	Loss	Factor	Factor	MHz	dBuV/m	dBuV/m	dB	dBuV	dB/m	dB	dB	dB	1	2452.00	110.80	74.00	36.80	94.49	32.08	8.96	30.73	6.00	105	93	PEAK
	Limit	Read	Ant	Cable	Preamp	Aux	APos	TPos	Remark																																																																									
Freq	Level	Line	Margin	Level	Factor	Loss	Factor	Factor																																																																										
MHz	dBuV/m	dBuV/m	dB	dBuV	dB/m	dB	dB	dB																																																																										
1	2484.22	69.91	74.00	-4.09	53.37	32.13	9.05	30.64	6.00	105	93	PEAK																																																																						
Limit	Read	Ant	Cable	Preamp	Aux	APos	TPos	Remark																																																																										
Freq	Level	Line	Margin	Level	Factor	Loss	Factor	Factor																																																																										
MHz	dBuV/m	dBuV/m	dB	dBuV	dB/m	dB	dB	dB																																																																										
1	2452.00	110.80	74.00	36.80	94.49	32.08	8.96	30.73	6.00	105	93	PEAK																																																																						
Avg	<table border="1"> <thead> <tr> <th>Limit</th> <th>Read</th> <th>Ant</th> <th>Cable</th> <th>Preamp</th> <th>Aux</th> <th>APos</th> <th>TPos</th> <th>Remark</th> </tr> <tr> <th>Freq</th> <th>Level</th> <th>Line</th> <th>Margin</th> <th>Level</th> <th>Factor</th> <th>Loss</th> <th>Factor</th> <th>Factor</th> </tr> <tr> <th>MHz</th> <th>dBuV/m</th> <th>dBuV/m</th> <th>dB</th> <th>dBuV</th> <th>dB/m</th> <th>dB</th> <th>dB</th> <th>dB</th> </tr> </thead> <tbody> <tr> <td>1</td> <td>2483.56</td> <td>50.95</td> <td>54.00</td> <td>-3.05</td> <td>34.42</td> <td>32.13</td> <td>9.05</td> <td>30.65</td> <td>6.00</td> <td>105</td> <td>93</td> <td>AVERAGE</td> </tr> </tbody> </table>	Limit	Read	Ant	Cable	Preamp	Aux	APos	TPos	Remark	Freq	Level	Line	Margin	Level	Factor	Loss	Factor	Factor	MHz	dBuV/m	dBuV/m	dB	dBuV	dB/m	dB	dB	dB	1	2483.56	50.95	54.00	-3.05	34.42	32.13	9.05	30.65	6.00	105	93	AVERAGE	<table border="1"> <thead> <tr> <th>Limit</th> <th>Read</th> <th>Ant</th> <th>Cable</th> <th>Preamp</th> <th>Aux</th> <th>APos</th> <th>TPos</th> <th>Remark</th> </tr> <tr> <th>Freq</th> <th>Level</th> <th>Line</th> <th>Margin</th> <th>Level</th> <th>Factor</th> <th>Loss</th> <th>Factor</th> <th>Factor</th> </tr> <tr> <th>MHz</th> <th>dBuV/m</th> <th>dBuV/m</th> <th>dB</th> <th>dBuV</th> <th>dB/m</th> <th>dB</th> <th>dB</th> <th>dB</th> </tr> </thead> <tbody> <tr> <td>1</td> <td>2452.00</td> <td>101.43</td> <td>54.00</td> <td>47.43</td> <td>85.12</td> <td>32.08</td> <td>8.96</td> <td>30.73</td> <td>6.00</td> <td>105</td> <td>93</td> <td>AVERAGE</td> </tr> </tbody> </table>	Limit	Read	Ant	Cable	Preamp	Aux	APos	TPos	Remark	Freq	Level	Line	Margin	Level	Factor	Loss	Factor	Factor	MHz	dBuV/m	dBuV/m	dB	dBuV	dB/m	dB	dB	dB	1	2452.00	101.43	54.00	47.43	85.12	32.08	8.96	30.73	6.00	105	93	AVERAGE
Limit	Read	Ant	Cable	Preamp	Aux	APos	TPos	Remark																																																																										
Freq	Level	Line	Margin	Level	Factor	Loss	Factor	Factor																																																																										
MHz	dBuV/m	dBuV/m	dB	dBuV	dB/m	dB	dB	dB																																																																										
1	2483.56	50.95	54.00	-3.05	34.42	32.13	9.05	30.65	6.00	105	93	AVERAGE																																																																						
Limit	Read	Ant	Cable	Preamp	Aux	APos	TPos	Remark																																																																										
Freq	Level	Line	Margin	Level	Factor	Loss	Factor	Factor																																																																										
MHz	dBuV/m	dBuV/m	dB	dBuV	dB/m	dB	dB	dB																																																																										
1	2452.00	101.43	54.00	47.43	85.12	32.08	8.96	30.73	6.00	105	93	AVERAGE																																																																						



Mode	89																																																																																																											
	Harmonic																																																																																																											
	2400-2483.5_802.11n HT20_CH9_Full RU_2452MHz																																																																																																											
ANT	2																																																																																																											
Pol.	Horizontal	Vertical																																																																																																										
Peak Avg	<table border="1"> <thead> <tr> <th>Limit</th> <th>Read</th> <th>Ant</th> <th>Cable</th> <th>Preamp</th> <th>Aux</th> <th>APos</th> <th>TPos</th> <th>Remark</th> </tr> <tr> <th>Freq</th> <th>Level</th> <th>Line</th> <th>Margin</th> <th>Level</th> <th>Factor</th> <th>Loss</th> <th>Factor</th> <th>Factor</th> </tr> <tr> <th>MHz</th> <th>dBuV/m</th> <th>dBuV/m</th> <th>dB</th> <th>dBuV</th> <th>dB/m</th> <th>dB</th> <th>dB</th> <th>dB</th> </tr> </thead> <tbody> <tr> <td>1</td> <td>4904.00</td> <td>39.84</td> <td>74.00</td> <td>-34.16</td> <td>58.98</td> <td>34.10</td> <td>12.20</td> <td>65.44</td> <td>0.00</td> <td>---</td> <td>---</td> <td>PEAK</td> </tr> <tr> <td>2</td> <td>7356.00</td> <td>42.64</td> <td>74.00</td> <td>-31.36</td> <td>57.35</td> <td>35.80</td> <td>14.76</td> <td>65.27</td> <td>0.00</td> <td>---</td> <td>---</td> <td>PEAK</td> </tr> </tbody> </table>	Limit	Read	Ant	Cable	Preamp	Aux	APos	TPos	Remark	Freq	Level	Line	Margin	Level	Factor	Loss	Factor	Factor	MHz	dBuV/m	dBuV/m	dB	dBuV	dB/m	dB	dB	dB	1	4904.00	39.84	74.00	-34.16	58.98	34.10	12.20	65.44	0.00	---	---	PEAK	2	7356.00	42.64	74.00	-31.36	57.35	35.80	14.76	65.27	0.00	---	---	PEAK	<table border="1"> <thead> <tr> <th>Limit</th> <th>Read</th> <th>Ant</th> <th>Cable</th> <th>Preamp</th> <th>Aux</th> <th>APos</th> <th>TPos</th> <th>Remark</th> </tr> <tr> <th>Freq</th> <th>Level</th> <th>Line</th> <th>Margin</th> <th>Level</th> <th>Factor</th> <th>Loss</th> <th>Factor</th> <th>Factor</th> </tr> <tr> <th>MHz</th> <th>dBuV/m</th> <th>dBuV/m</th> <th>dB</th> <th>dBuV</th> <th>dB/m</th> <th>dB</th> <th>dB</th> <th>dB</th> </tr> </thead> <tbody> <tr> <td>1</td> <td>4904.00</td> <td>40.14</td> <td>74.00</td> <td>-33.86</td> <td>59.28</td> <td>34.10</td> <td>12.20</td> <td>65.44</td> <td>0.00</td> <td>---</td> <td>---</td> <td>PEAK</td> </tr> <tr> <td>2</td> <td>7356.00</td> <td>42.71</td> <td>74.00</td> <td>-31.29</td> <td>57.42</td> <td>35.80</td> <td>14.76</td> <td>65.27</td> <td>0.00</td> <td>---</td> <td>---</td> <td>PEAK</td> </tr> </tbody> </table>	Limit	Read	Ant	Cable	Preamp	Aux	APos	TPos	Remark	Freq	Level	Line	Margin	Level	Factor	Loss	Factor	Factor	MHz	dBuV/m	dBuV/m	dB	dBuV	dB/m	dB	dB	dB	1	4904.00	40.14	74.00	-33.86	59.28	34.10	12.20	65.44	0.00	---	---	PEAK	2	7356.00	42.71	74.00	-31.29	57.42	35.80	14.76	65.27	0.00	---	---	PEAK
Limit	Read	Ant	Cable	Preamp	Aux	APos	TPos	Remark																																																																																																				
Freq	Level	Line	Margin	Level	Factor	Loss	Factor	Factor																																																																																																				
MHz	dBuV/m	dBuV/m	dB	dBuV	dB/m	dB	dB	dB																																																																																																				
1	4904.00	39.84	74.00	-34.16	58.98	34.10	12.20	65.44	0.00	---	---	PEAK																																																																																																
2	7356.00	42.64	74.00	-31.36	57.35	35.80	14.76	65.27	0.00	---	---	PEAK																																																																																																
Limit	Read	Ant	Cable	Preamp	Aux	APos	TPos	Remark																																																																																																				
Freq	Level	Line	Margin	Level	Factor	Loss	Factor	Factor																																																																																																				
MHz	dBuV/m	dBuV/m	dB	dBuV	dB/m	dB	dB	dB																																																																																																				
1	4904.00	40.14	74.00	-33.86	59.28	34.10	12.20	65.44	0.00	---	---	PEAK																																																																																																
2	7356.00	42.71	74.00	-31.29	57.42	35.80	14.76	65.27	0.00	---	---	PEAK																																																																																																



Mode	90																																																																																	
	Band Edge																																																																																	
	2400-2483.5_802.11n HT20_CH10_Full RU_2457MHz																																																																																	
ANT	2																																																																																	
Pol.	Horizontal	Fundamental																																																																																
Peak	 <p>Level (dBuV/m) vs Frequency (MHz) plot for Horizontal polarization. The plot shows a signal level starting at approximately 113.8 dBuV/m at 2462 MHz and decreasing to about 65.0 dBuV/m at 2500 MHz. A red horizontal line indicates the FCC PART 15C limit at approximately 74.00 dBuV/m. A vertical blue line marks the peak at 2484.8 MHz.</p> <table border="1"> <thead> <tr> <th>Limit</th> <th>Read</th> <th>Ant</th> <th>Cable</th> <th>Preamp</th> <th>Aux</th> <th>APos</th> <th>TPos</th> <th>Remark</th> </tr> <tr> <th>Freq</th> <th>Level</th> <th>Line</th> <th>Margin</th> <th>Level</th> <th>Factor</th> <th>Loss</th> <th>Factor</th> <th>Factor</th> </tr> <tr> <th>MHz</th> <th>dBuV/m</th> <th>dBuV/m</th> <th>dB</th> <th>dBuV</th> <th>dB/m</th> <th>dB</th> <th>dB</th> <th>dB</th> </tr> </thead> <tbody> <tr> <td>1</td> <td>2484.08</td> <td>69.99</td> <td>74.00</td> <td>-4.01</td> <td>53.45</td> <td>32.13</td> <td>9.05</td> <td>30.64</td> <td>6.00</td> <td>100</td> <td>129</td> <td>PEAK</td> </tr> </tbody> </table>	Limit	Read	Ant	Cable	Preamp	Aux	APos	TPos	Remark	Freq	Level	Line	Margin	Level	Factor	Loss	Factor	Factor	MHz	dBuV/m	dBuV/m	dB	dBuV	dB/m	dB	dB	dB	1	2484.08	69.99	74.00	-4.01	53.45	32.13	9.05	30.64	6.00	100	129	PEAK	 <p>Level (dBuV/m) vs Frequency (MHz) plot for Fundamental polarization. The plot shows a signal level starting at approximately 48.8 dBuV/m at 1000 MHz and increasing to a sharp peak of about 113.8 dBuV/m at 2457 MHz. A red horizontal line indicates the FCC PART 15C limit at approximately 74.00 dBuV/m. A vertical blue line marks the peak at 2457.00 MHz.</p> <table border="1"> <thead> <tr> <th>Limit</th> <th>Read</th> <th>Ant</th> <th>Cable</th> <th>Preamp</th> <th>Aux</th> <th>APos</th> <th>TPos</th> <th>Remark</th> </tr> <tr> <th>Freq</th> <th>Level</th> <th>Line</th> <th>Margin</th> <th>Level</th> <th>Factor</th> <th>Loss</th> <th>Factor</th> <th>Factor</th> </tr> <tr> <th>MHz</th> <th>dBuV/m</th> <th>dBuV/m</th> <th>dB</th> <th>dBuV</th> <th>dB/m</th> <th>dB</th> <th>dB</th> <th>dB</th> </tr> </thead> <tbody> <tr> <td>1</td> <td>2457.00</td> <td>109.86</td> <td>-----</td> <td>-----</td> <td>93.53</td> <td>32.08</td> <td>8.97</td> <td>30.72</td> <td>6.00</td> <td>100</td> <td>129</td> <td>PEAK</td> </tr> </tbody> </table>	Limit	Read	Ant	Cable	Preamp	Aux	APos	TPos	Remark	Freq	Level	Line	Margin	Level	Factor	Loss	Factor	Factor	MHz	dBuV/m	dBuV/m	dB	dBuV	dB/m	dB	dB	dB	1	2457.00	109.86	-----	-----	93.53	32.08	8.97	30.72	6.00	100	129	PEAK
	Limit	Read	Ant	Cable	Preamp	Aux	APos	TPos	Remark																																																																									
Freq	Level	Line	Margin	Level	Factor	Loss	Factor	Factor																																																																										
MHz	dBuV/m	dBuV/m	dB	dBuV	dB/m	dB	dB	dB																																																																										
1	2484.08	69.99	74.00	-4.01	53.45	32.13	9.05	30.64	6.00	100	129	PEAK																																																																						
Limit	Read	Ant	Cable	Preamp	Aux	APos	TPos	Remark																																																																										
Freq	Level	Line	Margin	Level	Factor	Loss	Factor	Factor																																																																										
MHz	dBuV/m	dBuV/m	dB	dBuV	dB/m	dB	dB	dB																																																																										
1	2457.00	109.86	-----	-----	93.53	32.08	8.97	30.72	6.00	100	129	PEAK																																																																						
Avg	 <p>Level (dBuV/m) vs Frequency (MHz) plot for Horizontal polarization (Average). The plot shows a signal level starting at approximately 97.5 dBuV/m at 2462 MHz and decreasing to about 48.8 dBuV/m at 2500 MHz. A red horizontal line indicates the FCC PART 15C (AVG) limit at approximately 54.00 dBuV/m. A vertical blue line marks the peak at 2484.8 MHz.</p> <table border="1"> <thead> <tr> <th>Limit</th> <th>Read</th> <th>Ant</th> <th>Cable</th> <th>Preamp</th> <th>Aux</th> <th>APos</th> <th>TPos</th> <th>Remark</th> </tr> <tr> <th>Freq</th> <th>Level</th> <th>Line</th> <th>Margin</th> <th>Level</th> <th>Factor</th> <th>Loss</th> <th>Factor</th> <th>Factor</th> </tr> <tr> <th>MHz</th> <th>dBuV/m</th> <th>dBuV/m</th> <th>dB</th> <th>dBuV</th> <th>dB/m</th> <th>dB</th> <th>dB</th> <th>dB</th> </tr> </thead> <tbody> <tr> <td>1</td> <td>2484.84</td> <td>50.18</td> <td>54.00</td> <td>-3.82</td> <td>33.64</td> <td>32.13</td> <td>9.05</td> <td>30.64</td> <td>6.00</td> <td>100</td> <td>129</td> <td>AVERAGE</td> </tr> </tbody> </table>	Limit	Read	Ant	Cable	Preamp	Aux	APos	TPos	Remark	Freq	Level	Line	Margin	Level	Factor	Loss	Factor	Factor	MHz	dBuV/m	dBuV/m	dB	dBuV	dB/m	dB	dB	dB	1	2484.84	50.18	54.00	-3.82	33.64	32.13	9.05	30.64	6.00	100	129	AVERAGE	 <p>Level (dBuV/m) vs Frequency (MHz) plot for Fundamental polarization (Average). The plot shows a signal level starting at approximately 32.5 dBuV/m at 1000 MHz and increasing to a sharp peak of about 97.5 dBuV/m at 2457 MHz. A red horizontal line indicates the FCC PART 15C (AVG) limit at approximately 54.00 dBuV/m. A vertical blue line marks the peak at 2457.00 MHz.</p> <table border="1"> <thead> <tr> <th>Limit</th> <th>Read</th> <th>Ant</th> <th>Cable</th> <th>Preamp</th> <th>Aux</th> <th>APos</th> <th>TPos</th> <th>Remark</th> </tr> <tr> <th>Freq</th> <th>Level</th> <th>Line</th> <th>Margin</th> <th>Level</th> <th>Factor</th> <th>Loss</th> <th>Factor</th> <th>Factor</th> </tr> <tr> <th>MHz</th> <th>dBuV/m</th> <th>dBuV/m</th> <th>dB</th> <th>dBuV</th> <th>dB/m</th> <th>dB</th> <th>dB</th> <th>dB</th> </tr> </thead> <tbody> <tr> <td>1</td> <td>2457.00</td> <td>100.77</td> <td>-----</td> <td>-----</td> <td>84.44</td> <td>32.08</td> <td>8.97</td> <td>30.72</td> <td>6.00</td> <td>100</td> <td>129</td> <td>AVERAGE</td> </tr> </tbody> </table>	Limit	Read	Ant	Cable	Preamp	Aux	APos	TPos	Remark	Freq	Level	Line	Margin	Level	Factor	Loss	Factor	Factor	MHz	dBuV/m	dBuV/m	dB	dBuV	dB/m	dB	dB	dB	1	2457.00	100.77	-----	-----	84.44	32.08	8.97	30.72	6.00	100	129	AVERAGE
Limit	Read	Ant	Cable	Preamp	Aux	APos	TPos	Remark																																																																										
Freq	Level	Line	Margin	Level	Factor	Loss	Factor	Factor																																																																										
MHz	dBuV/m	dBuV/m	dB	dBuV	dB/m	dB	dB	dB																																																																										
1	2484.84	50.18	54.00	-3.82	33.64	32.13	9.05	30.64	6.00	100	129	AVERAGE																																																																						
Limit	Read	Ant	Cable	Preamp	Aux	APos	TPos	Remark																																																																										
Freq	Level	Line	Margin	Level	Factor	Loss	Factor	Factor																																																																										
MHz	dBuV/m	dBuV/m	dB	dBuV	dB/m	dB	dB	dB																																																																										
1	2457.00	100.77	-----	-----	84.44	32.08	8.97	30.72	6.00	100	129	AVERAGE																																																																						



Mode	90																																																																																							
	Band Edge																																																																																							
	2400-2483.5_802.11n HT20_CH10_Full RU_2457MHz																																																																																							
ANT	2																																																																																							
Pol.	Vertical	Fundamental																																																																																						
Peak	<table border="1"> <thead> <tr> <th>Limit</th> <th>Read</th> <th>Ant</th> <th>Cable</th> <th>Preamp</th> <th>Aux</th> <th>APos</th> <th>TPos</th> <th>Remark</th> </tr> <tr> <th>Freq</th> <th>Level</th> <th>Line</th> <th>Margin</th> <th>Level</th> <th>Factor</th> <th>Loss</th> <th>Factor</th> <th>Factor</th> <th>cm</th> <th>deg</th> </tr> <tr> <th>MHz</th> <th>dBuV/m</th> <th>dBuV/m</th> <th>dB</th> <th>dBuV</th> <th>dB/m</th> <th>dB</th> <th>dB</th> <th>dB</th> <th>cm</th> <th>deg</th> </tr> </thead> <tbody> <tr> <td>1</td> <td>2483.51</td> <td>70.23</td> <td>74.00</td> <td>-3.77</td> <td>53.70</td> <td>32.13</td> <td>9.05</td> <td>30.65</td> <td>6.00</td> <td>108</td> <td>70 PEAK</td> </tr> </tbody> </table>	Limit	Read	Ant	Cable	Preamp	Aux	APos	TPos	Remark	Freq	Level	Line	Margin	Level	Factor	Loss	Factor	Factor	cm	deg	MHz	dBuV/m	dBuV/m	dB	dBuV	dB/m	dB	dB	dB	cm	deg	1	2483.51	70.23	74.00	-3.77	53.70	32.13	9.05	30.65	6.00	108	70 PEAK	<table border="1"> <thead> <tr> <th>Limit</th> <th>Read</th> <th>Ant</th> <th>Cable</th> <th>Preamp</th> <th>Aux</th> <th>APos</th> <th>TPos</th> <th>Remark</th> </tr> <tr> <th>Freq</th> <th>Level</th> <th>Line</th> <th>Margin</th> <th>Level</th> <th>Factor</th> <th>Loss</th> <th>Factor</th> <th>Factor</th> <th>cm</th> <th>deg</th> </tr> <tr> <th>MHz</th> <th>dBuV/m</th> <th>dBuV/m</th> <th>dB</th> <th>dBuV</th> <th>dB/m</th> <th>dB</th> <th>dB</th> <th>dB</th> <th>cm</th> <th>deg</th> </tr> </thead> <tbody> <tr> <td>1</td> <td>2457.00</td> <td>110.75</td> <td>-----</td> <td>-----</td> <td>94.39</td> <td>32.09</td> <td>8.98</td> <td>30.71</td> <td>6.00</td> <td>108</td> <td>70 PEAK</td> </tr> </tbody> </table>	Limit	Read	Ant	Cable	Preamp	Aux	APos	TPos	Remark	Freq	Level	Line	Margin	Level	Factor	Loss	Factor	Factor	cm	deg	MHz	dBuV/m	dBuV/m	dB	dBuV	dB/m	dB	dB	dB	cm	deg	1	2457.00	110.75	-----	-----	94.39	32.09	8.98	30.71	6.00	108	70 PEAK
	Limit	Read	Ant	Cable	Preamp	Aux	APos	TPos	Remark																																																																															
Freq	Level	Line	Margin	Level	Factor	Loss	Factor	Factor	cm	deg																																																																														
MHz	dBuV/m	dBuV/m	dB	dBuV	dB/m	dB	dB	dB	cm	deg																																																																														
1	2483.51	70.23	74.00	-3.77	53.70	32.13	9.05	30.65	6.00	108	70 PEAK																																																																													
Limit	Read	Ant	Cable	Preamp	Aux	APos	TPos	Remark																																																																																
Freq	Level	Line	Margin	Level	Factor	Loss	Factor	Factor	cm	deg																																																																														
MHz	dBuV/m	dBuV/m	dB	dBuV	dB/m	dB	dB	dB	cm	deg																																																																														
1	2457.00	110.75	-----	-----	94.39	32.09	8.98	30.71	6.00	108	70 PEAK																																																																													
Avg	<table border="1"> <thead> <tr> <th>Limit</th> <th>Read</th> <th>Ant</th> <th>Cable</th> <th>Preamp</th> <th>Aux</th> <th>APos</th> <th>TPos</th> <th>Remark</th> </tr> <tr> <th>Freq</th> <th>Level</th> <th>Line</th> <th>Margin</th> <th>Level</th> <th>Factor</th> <th>Loss</th> <th>Factor</th> <th>Factor</th> <th>cm</th> <th>deg</th> </tr> <tr> <th>MHz</th> <th>dBuV/m</th> <th>dBuV/m</th> <th>dB</th> <th>dBuV</th> <th>dB/m</th> <th>dB</th> <th>dB</th> <th>dB</th> <th>cm</th> <th>deg</th> </tr> </thead> <tbody> <tr> <td>1</td> <td>2484.00</td> <td>50.98</td> <td>54.00</td> <td>-3.02</td> <td>34.44</td> <td>32.13</td> <td>9.05</td> <td>30.64</td> <td>6.00</td> <td>108</td> <td>70 AVERAGE</td> </tr> </tbody> </table>	Limit	Read	Ant	Cable	Preamp	Aux	APos	TPos	Remark	Freq	Level	Line	Margin	Level	Factor	Loss	Factor	Factor	cm	deg	MHz	dBuV/m	dBuV/m	dB	dBuV	dB/m	dB	dB	dB	cm	deg	1	2484.00	50.98	54.00	-3.02	34.44	32.13	9.05	30.64	6.00	108	70 AVERAGE	<table border="1"> <thead> <tr> <th>Limit</th> <th>Read</th> <th>Ant</th> <th>Cable</th> <th>Preamp</th> <th>Aux</th> <th>APos</th> <th>TPos</th> <th>Remark</th> </tr> <tr> <th>Freq</th> <th>Level</th> <th>Line</th> <th>Margin</th> <th>Level</th> <th>Factor</th> <th>Loss</th> <th>Factor</th> <th>Factor</th> <th>cm</th> <th>deg</th> </tr> <tr> <th>MHz</th> <th>dBuV/m</th> <th>dBuV/m</th> <th>dB</th> <th>dBuV</th> <th>dB/m</th> <th>dB</th> <th>dB</th> <th>dB</th> <th>cm</th> <th>deg</th> </tr> </thead> <tbody> <tr> <td>1</td> <td>2457.00</td> <td>101.65</td> <td>-----</td> <td>-----</td> <td>85.32</td> <td>32.08</td> <td>8.97</td> <td>30.72</td> <td>6.00</td> <td>108</td> <td>70 AVERAGE</td> </tr> </tbody> </table>	Limit	Read	Ant	Cable	Preamp	Aux	APos	TPos	Remark	Freq	Level	Line	Margin	Level	Factor	Loss	Factor	Factor	cm	deg	MHz	dBuV/m	dBuV/m	dB	dBuV	dB/m	dB	dB	dB	cm	deg	1	2457.00	101.65	-----	-----	85.32	32.08	8.97	30.72	6.00	108	70 AVERAGE
Limit	Read	Ant	Cable	Preamp	Aux	APos	TPos	Remark																																																																																
Freq	Level	Line	Margin	Level	Factor	Loss	Factor	Factor	cm	deg																																																																														
MHz	dBuV/m	dBuV/m	dB	dBuV	dB/m	dB	dB	dB	cm	deg																																																																														
1	2484.00	50.98	54.00	-3.02	34.44	32.13	9.05	30.64	6.00	108	70 AVERAGE																																																																													
Limit	Read	Ant	Cable	Preamp	Aux	APos	TPos	Remark																																																																																
Freq	Level	Line	Margin	Level	Factor	Loss	Factor	Factor	cm	deg																																																																														
MHz	dBuV/m	dBuV/m	dB	dBuV	dB/m	dB	dB	dB	cm	deg																																																																														
1	2457.00	101.65	-----	-----	85.32	32.08	8.97	30.72	6.00	108	70 AVERAGE																																																																													

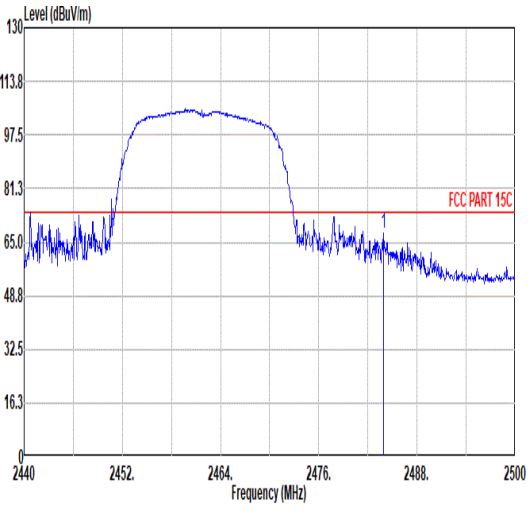
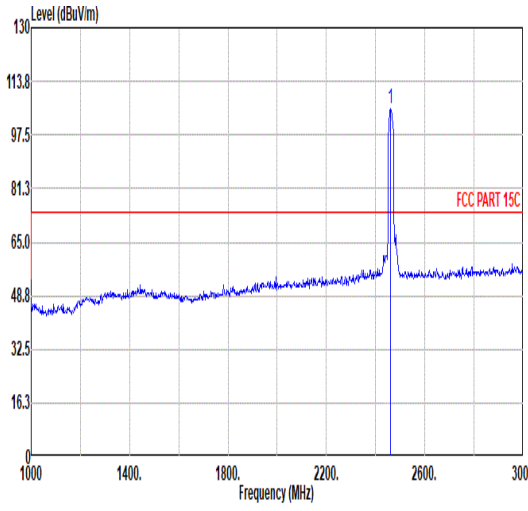
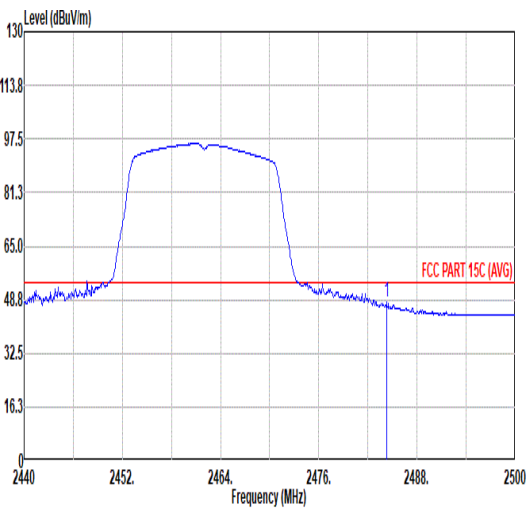
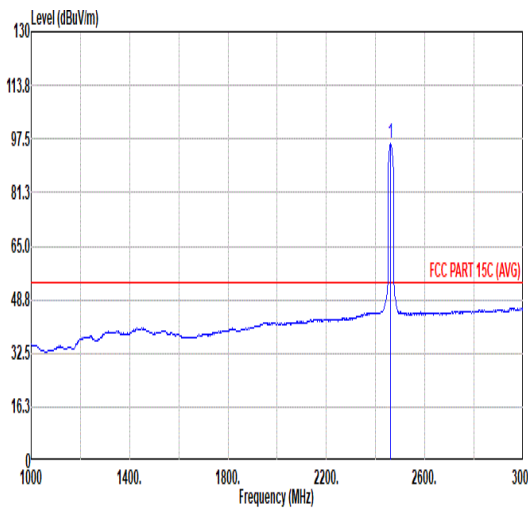


Mode	90																																																																																																											
	Harmonic																																																																																																											
	2400-2483.5_802.11n HT20_CH10_Full RU_2457MHz																																																																																																											
ANT	2																																																																																																											
Pol.	Horizontal	Vertical																																																																																																										
Peak Avg	<table border="1"> <thead> <tr> <th>Limit</th> <th>Read</th> <th>Ant</th> <th>Cable</th> <th>Preamp</th> <th>Aux</th> <th>APos</th> <th>TPos</th> <th>Remark</th> </tr> <tr> <th>Freq</th> <th>Level</th> <th>Line</th> <th>Margin</th> <th>Level</th> <th>Factor</th> <th>Loss</th> <th>Factor</th> <th>Factor</th> </tr> <tr> <th>MHz</th> <th>dBuV/m</th> <th>dBuV/m</th> <th>dB</th> <th>dBuV</th> <th>dB/m</th> <th>dB</th> <th>dB</th> <th>dB</th> </tr> </thead> <tbody> <tr> <td>1</td> <td>4914.00</td> <td>40.70</td> <td>74.00</td> <td>-33.30</td> <td>59.83</td> <td>34.10</td> <td>12.21</td> <td>65.44</td> <td>0.00</td> <td>---</td> <td>---</td> <td>PEAK</td> </tr> <tr> <td>2</td> <td>7371.00</td> <td>42.72</td> <td>74.00</td> <td>-31.28</td> <td>57.43</td> <td>35.80</td> <td>14.77</td> <td>65.28</td> <td>0.00</td> <td>---</td> <td>---</td> <td>PEAK</td> </tr> </tbody> </table>	Limit	Read	Ant	Cable	Preamp	Aux	APos	TPos	Remark	Freq	Level	Line	Margin	Level	Factor	Loss	Factor	Factor	MHz	dBuV/m	dBuV/m	dB	dBuV	dB/m	dB	dB	dB	1	4914.00	40.70	74.00	-33.30	59.83	34.10	12.21	65.44	0.00	---	---	PEAK	2	7371.00	42.72	74.00	-31.28	57.43	35.80	14.77	65.28	0.00	---	---	PEAK	<table border="1"> <thead> <tr> <th>Limit</th> <th>Read</th> <th>Ant</th> <th>Cable</th> <th>Preamp</th> <th>Aux</th> <th>APos</th> <th>TPos</th> <th>Remark</th> </tr> <tr> <th>Freq</th> <th>Level</th> <th>Line</th> <th>Margin</th> <th>Level</th> <th>Factor</th> <th>Loss</th> <th>Factor</th> <th>Factor</th> </tr> <tr> <th>MHz</th> <th>dBuV/m</th> <th>dBuV/m</th> <th>dB</th> <th>dBuV</th> <th>dB/m</th> <th>dB</th> <th>dB</th> <th>dB</th> </tr> </thead> <tbody> <tr> <td>1</td> <td>4914.00</td> <td>40.23</td> <td>74.00</td> <td>-33.77</td> <td>59.36</td> <td>34.10</td> <td>12.21</td> <td>65.44</td> <td>0.00</td> <td>---</td> <td>---</td> <td>PEAK</td> </tr> <tr> <td>2</td> <td>7371.00</td> <td>43.46</td> <td>74.00</td> <td>-30.54</td> <td>58.17</td> <td>35.80</td> <td>14.77</td> <td>65.28</td> <td>0.00</td> <td>---</td> <td>---</td> <td>PEAK</td> </tr> </tbody> </table>	Limit	Read	Ant	Cable	Preamp	Aux	APos	TPos	Remark	Freq	Level	Line	Margin	Level	Factor	Loss	Factor	Factor	MHz	dBuV/m	dBuV/m	dB	dBuV	dB/m	dB	dB	dB	1	4914.00	40.23	74.00	-33.77	59.36	34.10	12.21	65.44	0.00	---	---	PEAK	2	7371.00	43.46	74.00	-30.54	58.17	35.80	14.77	65.28	0.00	---	---	PEAK
Limit	Read	Ant	Cable	Preamp	Aux	APos	TPos	Remark																																																																																																				
Freq	Level	Line	Margin	Level	Factor	Loss	Factor	Factor																																																																																																				
MHz	dBuV/m	dBuV/m	dB	dBuV	dB/m	dB	dB	dB																																																																																																				
1	4914.00	40.70	74.00	-33.30	59.83	34.10	12.21	65.44	0.00	---	---	PEAK																																																																																																
2	7371.00	42.72	74.00	-31.28	57.43	35.80	14.77	65.28	0.00	---	---	PEAK																																																																																																
Limit	Read	Ant	Cable	Preamp	Aux	APos	TPos	Remark																																																																																																				
Freq	Level	Line	Margin	Level	Factor	Loss	Factor	Factor																																																																																																				
MHz	dBuV/m	dBuV/m	dB	dBuV	dB/m	dB	dB	dB																																																																																																				
1	4914.00	40.23	74.00	-33.77	59.36	34.10	12.21	65.44	0.00	---	---	PEAK																																																																																																
2	7371.00	43.46	74.00	-30.54	58.17	35.80	14.77	65.28	0.00	---	---	PEAK																																																																																																



Mode	91																																																																																
	Band Edge																																																																																
	2400-2483.5_802.11n HT20_CH11_Full RU_2462MHz																																																																																
ANT	2																																																																																
Pol.	Horizontal	Fundamental																																																																															
Peak	<table border="1"> <thead> <tr> <th>Limit</th> <th>Over</th> <th>Read</th> <th>Ant</th> <th>Cable</th> <th>Preamp</th> <th>Aux</th> <th>APos</th> <th>TPos</th> </tr> <tr> <th>Freq</th> <th>Level</th> <th>Line</th> <th>Limit</th> <th>Level</th> <th>Factor</th> <th>Loss</th> <th>Factor</th> <th>Factor</th> </tr> <tr> <th>MHz</th> <th>dBuV/m</th> <th>dBuV/m</th> <th>dB</th> <th>dBuV</th> <th>dB/m</th> <th>dB</th> <th>dB</th> <th>dB</th> </tr> </thead> <tbody> <tr> <td>1</td> <td>2484.52</td> <td>64.30</td> <td>74.00</td> <td>-9.70</td> <td>47.90</td> <td>32.40</td> <td>8.88</td> <td>30.88</td> <td>6.00</td> <td>100</td> <td>36</td> <td>PEAK</td> </tr> </tbody> </table>	Limit	Over	Read	Ant	Cable	Preamp	Aux	APos	TPos	Freq	Level	Line	Limit	Level	Factor	Loss	Factor	Factor	MHz	dBuV/m	dBuV/m	dB	dBuV	dB/m	dB	dB	dB	1	2484.52	64.30	74.00	-9.70	47.90	32.40	8.88	30.88	6.00	100	36	PEAK	<table border="1"> <thead> <tr> <th>Limit</th> <th>Over</th> <th>Read</th> <th>Ant</th> <th>Cable</th> <th>Preamp</th> <th>Aux</th> <th>APos</th> <th>TPos</th> </tr> <tr> <th>Freq</th> <th>Level</th> <th>Line</th> <th>Limit</th> <th>Level</th> <th>Factor</th> <th>Loss</th> <th>Factor</th> <th>Factor</th> </tr> <tr> <th>MHz</th> <th>dBuV/m</th> <th>dBuV/m</th> <th>dB</th> <th>dBuV</th> <th>dB/m</th> <th>dB</th> <th>dB</th> <th>dB</th> </tr> </thead> <tbody> <tr> <td>1</td> <td>2462.00</td> <td>105.23</td> <td>-----</td> <td>88.83</td> <td>32.40</td> <td>8.89</td> <td>30.89</td> <td>6.00</td> <td>100</td> <td>36</td> <td>PEAK</td> </tr> </tbody> </table>	Limit	Over	Read	Ant	Cable	Preamp	Aux	APos	TPos	Freq	Level	Line	Limit	Level	Factor	Loss	Factor	Factor	MHz	dBuV/m	dBuV/m	dB	dBuV	dB/m	dB	dB	dB	1	2462.00	105.23	-----	88.83	32.40	8.89	30.89	6.00	100	36	PEAK
	Limit	Over	Read	Ant	Cable	Preamp	Aux	APos	TPos																																																																								
Freq	Level	Line	Limit	Level	Factor	Loss	Factor	Factor																																																																									
MHz	dBuV/m	dBuV/m	dB	dBuV	dB/m	dB	dB	dB																																																																									
1	2484.52	64.30	74.00	-9.70	47.90	32.40	8.88	30.88	6.00	100	36	PEAK																																																																					
Limit	Over	Read	Ant	Cable	Preamp	Aux	APos	TPos																																																																									
Freq	Level	Line	Limit	Level	Factor	Loss	Factor	Factor																																																																									
MHz	dBuV/m	dBuV/m	dB	dBuV	dB/m	dB	dB	dB																																																																									
1	2462.00	105.23	-----	88.83	32.40	8.89	30.89	6.00	100	36	PEAK																																																																						
Avg	<table border="1"> <thead> <tr> <th>Limit</th> <th>Over</th> <th>Read</th> <th>Ant</th> <th>Cable</th> <th>Preamp</th> <th>Aux</th> <th>APos</th> <th>TPos</th> </tr> <tr> <th>Freq</th> <th>Level</th> <th>Line</th> <th>Limit</th> <th>Level</th> <th>Factor</th> <th>Loss</th> <th>Factor</th> <th>Factor</th> </tr> <tr> <th>MHz</th> <th>dBuV/m</th> <th>dBuV/m</th> <th>dB</th> <th>dBuV</th> <th>dB/m</th> <th>dB</th> <th>dB</th> <th>dB</th> </tr> </thead> <tbody> <tr> <td>1</td> <td>2484.04</td> <td>47.78</td> <td>54.00</td> <td>-6.22</td> <td>31.38</td> <td>32.40</td> <td>8.88</td> <td>30.88</td> <td>6.00</td> <td>100</td> <td>36</td> <td>AVERAGE</td> </tr> </tbody> </table>	Limit	Over	Read	Ant	Cable	Preamp	Aux	APos	TPos	Freq	Level	Line	Limit	Level	Factor	Loss	Factor	Factor	MHz	dBuV/m	dBuV/m	dB	dBuV	dB/m	dB	dB	dB	1	2484.04	47.78	54.00	-6.22	31.38	32.40	8.88	30.88	6.00	100	36	AVERAGE	<table border="1"> <thead> <tr> <th>Limit</th> <th>Over</th> <th>Read</th> <th>Ant</th> <th>Cable</th> <th>Preamp</th> <th>Aux</th> <th>APos</th> <th>TPos</th> </tr> <tr> <th>Freq</th> <th>Level</th> <th>Line</th> <th>Limit</th> <th>Level</th> <th>Factor</th> <th>Loss</th> <th>Factor</th> <th>Factor</th> </tr> <tr> <th>MHz</th> <th>dBuV/m</th> <th>dBuV/m</th> <th>dB</th> <th>dBuV</th> <th>dB/m</th> <th>dB</th> <th>dB</th> <th>dB</th> </tr> </thead> <tbody> <tr> <td>1</td> <td>2462.00</td> <td>96.27</td> <td>-----</td> <td>79.87</td> <td>32.40</td> <td>8.89</td> <td>30.89</td> <td>6.00</td> <td>100</td> <td>36</td> <td>AVERAGE</td> </tr> </tbody> </table>	Limit	Over	Read	Ant	Cable	Preamp	Aux	APos	TPos	Freq	Level	Line	Limit	Level	Factor	Loss	Factor	Factor	MHz	dBuV/m	dBuV/m	dB	dBuV	dB/m	dB	dB	dB	1	2462.00	96.27	-----	79.87	32.40	8.89	30.89	6.00	100	36	AVERAGE
Limit	Over	Read	Ant	Cable	Preamp	Aux	APos	TPos																																																																									
Freq	Level	Line	Limit	Level	Factor	Loss	Factor	Factor																																																																									
MHz	dBuV/m	dBuV/m	dB	dBuV	dB/m	dB	dB	dB																																																																									
1	2484.04	47.78	54.00	-6.22	31.38	32.40	8.88	30.88	6.00	100	36	AVERAGE																																																																					
Limit	Over	Read	Ant	Cable	Preamp	Aux	APos	TPos																																																																									
Freq	Level	Line	Limit	Level	Factor	Loss	Factor	Factor																																																																									
MHz	dBuV/m	dBuV/m	dB	dBuV	dB/m	dB	dB	dB																																																																									
1	2462.00	96.27	-----	79.87	32.40	8.89	30.89	6.00	100	36	AVERAGE																																																																						

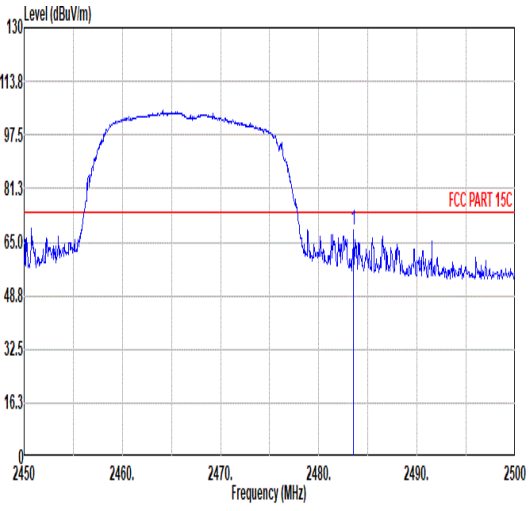
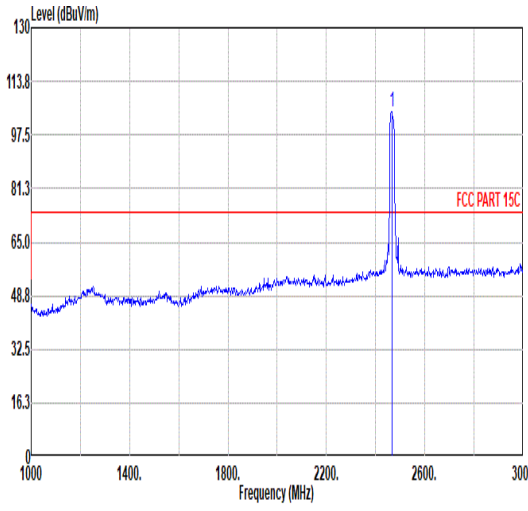
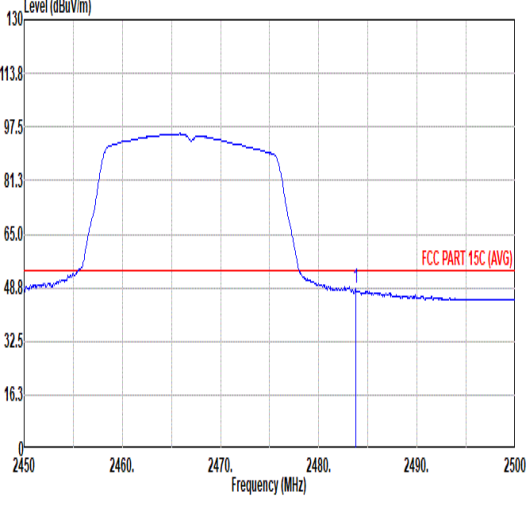
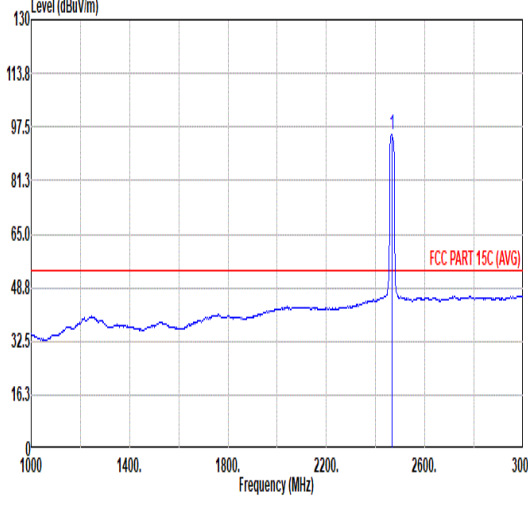


		91																																																																																		
Mode		Band Edge																																																																																		
		2400-2483.5_802.11n HT20_CH11_Full RU_2462MHz																																																																																		
ANT		2																																																																																		
Pol.	Vertical	Fundamental																																																																																		
Peak	 <p>Level (dBuV/m) vs Frequency (MHz) for Vertical polarization. The plot shows a signal between 2450 and 2475 MHz, peaking at approximately 100 dBuV/m. A red horizontal line indicates the FCC PART 15C limit at 74.00 dBuV/m.</p> <table border="1"> <thead> <tr> <th>Limit</th> <th>Over</th> <th>Read</th> <th>Ant</th> <th>Cable</th> <th>Preamp</th> <th>Aux</th> <th>APos</th> <th>TPos</th> </tr> <tr> <th>Freq</th> <th>Level</th> <th>Line</th> <th>Level</th> <th>Factor</th> <th>Loss</th> <th>Factor</th> <th>Factor</th> <th>Remark</th> </tr> <tr> <th>MHz</th> <th>dBuV/m</th> <th>dBuV/m</th> <th>dB</th> <th>dBuV</th> <th>dB/m</th> <th>dB</th> <th>dB</th> <th>cm</th> <th>deg</th> </tr> </thead> <tbody> <tr> <td>1</td> <td>2483.92</td> <td>67.78</td> <td>74.00</td> <td>-6.22</td> <td>51.38</td> <td>32.40</td> <td>8.88</td> <td>30.88</td> <td>6.00</td> <td>283</td> <td>108</td> <td>PEAK</td> </tr> </tbody> </table>	Limit	Over	Read	Ant	Cable	Preamp	Aux	APos	TPos	Freq	Level	Line	Level	Factor	Loss	Factor	Factor	Remark	MHz	dBuV/m	dBuV/m	dB	dBuV	dB/m	dB	dB	cm	deg	1	2483.92	67.78	74.00	-6.22	51.38	32.40	8.88	30.88	6.00	283	108	PEAK	 <p>Level (dBuV/m) vs Frequency (MHz) for Fundamental polarization. The plot shows a sharp peak at 2462 MHz, reaching approximately 105.35 dBuV/m. A red horizontal line indicates the FCC PART 15C limit at 74.00 dBuV/m.</p> <table border="1"> <thead> <tr> <th>Limit</th> <th>Over</th> <th>Read</th> <th>Ant</th> <th>Cable</th> <th>Preamp</th> <th>Aux</th> <th>APos</th> <th>TPos</th> </tr> <tr> <th>Freq</th> <th>Level</th> <th>Line</th> <th>Level</th> <th>Factor</th> <th>Loss</th> <th>Factor</th> <th>Factor</th> <th>Remark</th> </tr> <tr> <th>MHz</th> <th>dBuV/m</th> <th>dBuV/m</th> <th>dB</th> <th>dBuV</th> <th>dB/m</th> <th>dB</th> <th>dB</th> <th>cm</th> <th>deg</th> </tr> </thead> <tbody> <tr> <td>1</td> <td>2462.00</td> <td>105.35</td> <td>74.00</td> <td>-----</td> <td>88.96</td> <td>32.40</td> <td>8.89</td> <td>30.90</td> <td>6.00</td> <td>283</td> <td>108</td> <td>PEAK</td> </tr> </tbody> </table>	Limit	Over	Read	Ant	Cable	Preamp	Aux	APos	TPos	Freq	Level	Line	Level	Factor	Loss	Factor	Factor	Remark	MHz	dBuV/m	dBuV/m	dB	dBuV	dB/m	dB	dB	cm	deg	1	2462.00	105.35	74.00	-----	88.96	32.40	8.89	30.90	6.00	283	108	PEAK
	Limit	Over	Read	Ant	Cable	Preamp	Aux	APos	TPos																																																																											
Freq	Level	Line	Level	Factor	Loss	Factor	Factor	Remark																																																																												
MHz	dBuV/m	dBuV/m	dB	dBuV	dB/m	dB	dB	cm	deg																																																																											
1	2483.92	67.78	74.00	-6.22	51.38	32.40	8.88	30.88	6.00	283	108	PEAK																																																																								
Limit	Over	Read	Ant	Cable	Preamp	Aux	APos	TPos																																																																												
Freq	Level	Line	Level	Factor	Loss	Factor	Factor	Remark																																																																												
MHz	dBuV/m	dBuV/m	dB	dBuV	dB/m	dB	dB	cm	deg																																																																											
1	2462.00	105.35	74.00	-----	88.96	32.40	8.89	30.90	6.00	283	108	PEAK																																																																								
Avg	 <p>Level (dBuV/m) vs Frequency (MHz) for Average Vertical polarization. The plot shows a signal between 2450 and 2475 MHz, peaking at approximately 96.10 dBuV/m. A red horizontal line indicates the FCC PART 15C (AVG) limit at 54.00 dBuV/m.</p> <table border="1"> <thead> <tr> <th>Limit</th> <th>Over</th> <th>Read</th> <th>Ant</th> <th>Cable</th> <th>Preamp</th> <th>Aux</th> <th>APos</th> <th>TPos</th> </tr> <tr> <th>Freq</th> <th>Level</th> <th>Line</th> <th>Level</th> <th>Factor</th> <th>Loss</th> <th>Factor</th> <th>Factor</th> <th>Remark</th> </tr> <tr> <th>MHz</th> <th>dBuV/m</th> <th>dBuV/m</th> <th>dB</th> <th>dBuV</th> <th>dB/m</th> <th>dB</th> <th>dB</th> <th>cm</th> <th>deg</th> </tr> </thead> <tbody> <tr> <td>1</td> <td>2484.28</td> <td>47.90</td> <td>54.00</td> <td>-6.10</td> <td>31.50</td> <td>32.40</td> <td>8.88</td> <td>30.88</td> <td>6.00</td> <td>283</td> <td>108</td> <td>AVERAGE</td> </tr> </tbody> </table>	Limit	Over	Read	Ant	Cable	Preamp	Aux	APos	TPos	Freq	Level	Line	Level	Factor	Loss	Factor	Factor	Remark	MHz	dBuV/m	dBuV/m	dB	dBuV	dB/m	dB	dB	cm	deg	1	2484.28	47.90	54.00	-6.10	31.50	32.40	8.88	30.88	6.00	283	108	AVERAGE	 <p>Level (dBuV/m) vs Frequency (MHz) for Average Fundamental polarization. The plot shows a sharp peak at 2462 MHz, reaching approximately 96.10 dBuV/m. A red horizontal line indicates the FCC PART 15C (AVG) limit at 54.00 dBuV/m.</p> <table border="1"> <thead> <tr> <th>Limit</th> <th>Over</th> <th>Read</th> <th>Ant</th> <th>Cable</th> <th>Preamp</th> <th>Aux</th> <th>APos</th> <th>TPos</th> </tr> <tr> <th>Freq</th> <th>Level</th> <th>Line</th> <th>Level</th> <th>Factor</th> <th>Loss</th> <th>Factor</th> <th>Factor</th> <th>Remark</th> </tr> <tr> <th>MHz</th> <th>dBuV/m</th> <th>dBuV/m</th> <th>dB</th> <th>dBuV</th> <th>dB/m</th> <th>dB</th> <th>dB</th> <th>cm</th> <th>deg</th> </tr> </thead> <tbody> <tr> <td>1</td> <td>2462.00</td> <td>96.10</td> <td>54.00</td> <td>-----</td> <td>79.71</td> <td>32.40</td> <td>8.89</td> <td>30.90</td> <td>6.00</td> <td>283</td> <td>108</td> <td>AVERAGE</td> </tr> </tbody> </table>	Limit	Over	Read	Ant	Cable	Preamp	Aux	APos	TPos	Freq	Level	Line	Level	Factor	Loss	Factor	Factor	Remark	MHz	dBuV/m	dBuV/m	dB	dBuV	dB/m	dB	dB	cm	deg	1	2462.00	96.10	54.00	-----	79.71	32.40	8.89	30.90	6.00	283	108	AVERAGE
	Limit	Over	Read	Ant	Cable	Preamp	Aux	APos	TPos																																																																											
Freq	Level	Line	Level	Factor	Loss	Factor	Factor	Remark																																																																												
MHz	dBuV/m	dBuV/m	dB	dBuV	dB/m	dB	dB	cm	deg																																																																											
1	2484.28	47.90	54.00	-6.10	31.50	32.40	8.88	30.88	6.00	283	108	AVERAGE																																																																								
Limit	Over	Read	Ant	Cable	Preamp	Aux	APos	TPos																																																																												
Freq	Level	Line	Level	Factor	Loss	Factor	Factor	Remark																																																																												
MHz	dBuV/m	dBuV/m	dB	dBuV	dB/m	dB	dB	cm	deg																																																																											
1	2462.00	96.10	54.00	-----	79.71	32.40	8.89	30.90	6.00	283	108	AVERAGE																																																																								



Mode	91																																																																																																											
	Harmonic																																																																																																											
	2400-2483.5_802.11n HT20_CH11_Full RU_2462MHz																																																																																																											
ANT	2																																																																																																											
Pol.	Horizontal	Vertical																																																																																																										
Peak Avg	<table border="1"> <thead> <tr> <th>Limit</th> <th>Read</th> <th>Ant</th> <th>Cable</th> <th>Preamp</th> <th>Aux</th> <th>APos</th> <th>TPos</th> <th>Remark</th> </tr> <tr> <th>Freq</th> <th>Level</th> <th>Line</th> <th>Margin</th> <th>Level</th> <th>Factor</th> <th>Loss</th> <th>Factor</th> <th>Factor</th> </tr> <tr> <th>MHz</th> <th>dBuV/m</th> <th>dBuV/m</th> <th>dB</th> <th>dBuV</th> <th>dB/m</th> <th>dB</th> <th>dB</th> <th>dB</th> </tr> </thead> <tbody> <tr> <td>1</td> <td>4924.00</td> <td>41.44</td> <td>74.00</td> <td>-32.56</td> <td>60.56</td> <td>34.10</td> <td>12.22</td> <td>65.44</td> <td>0.00</td> <td>---</td> <td>---</td> <td>PEAK</td> </tr> <tr> <td>2</td> <td>7386.00</td> <td>43.25</td> <td>74.00</td> <td>-30.75</td> <td>57.96</td> <td>35.80</td> <td>14.78</td> <td>65.29</td> <td>0.00</td> <td>---</td> <td>---</td> <td>PEAK</td> </tr> </tbody> </table>	Limit	Read	Ant	Cable	Preamp	Aux	APos	TPos	Remark	Freq	Level	Line	Margin	Level	Factor	Loss	Factor	Factor	MHz	dBuV/m	dBuV/m	dB	dBuV	dB/m	dB	dB	dB	1	4924.00	41.44	74.00	-32.56	60.56	34.10	12.22	65.44	0.00	---	---	PEAK	2	7386.00	43.25	74.00	-30.75	57.96	35.80	14.78	65.29	0.00	---	---	PEAK	<table border="1"> <thead> <tr> <th>Limit</th> <th>Read</th> <th>Ant</th> <th>Cable</th> <th>Preamp</th> <th>Aux</th> <th>APos</th> <th>TPos</th> <th>Remark</th> </tr> <tr> <th>Freq</th> <th>Level</th> <th>Line</th> <th>Margin</th> <th>Level</th> <th>Factor</th> <th>Loss</th> <th>Factor</th> <th>Factor</th> </tr> <tr> <th>MHz</th> <th>dBuV/m</th> <th>dBuV/m</th> <th>dB</th> <th>dBuV</th> <th>dB/m</th> <th>dB</th> <th>dB</th> <th>dB</th> </tr> </thead> <tbody> <tr> <td>1</td> <td>4924.00</td> <td>41.28</td> <td>74.00</td> <td>-32.72</td> <td>60.40</td> <td>34.10</td> <td>12.22</td> <td>65.44</td> <td>0.00</td> <td>---</td> <td>---</td> <td>PEAK</td> </tr> <tr> <td>2</td> <td>7386.00</td> <td>42.79</td> <td>74.00</td> <td>-31.21</td> <td>57.50</td> <td>35.80</td> <td>14.78</td> <td>65.29</td> <td>0.00</td> <td>---</td> <td>---</td> <td>PEAK</td> </tr> </tbody> </table>	Limit	Read	Ant	Cable	Preamp	Aux	APos	TPos	Remark	Freq	Level	Line	Margin	Level	Factor	Loss	Factor	Factor	MHz	dBuV/m	dBuV/m	dB	dBuV	dB/m	dB	dB	dB	1	4924.00	41.28	74.00	-32.72	60.40	34.10	12.22	65.44	0.00	---	---	PEAK	2	7386.00	42.79	74.00	-31.21	57.50	35.80	14.78	65.29	0.00	---	---	PEAK
Limit	Read	Ant	Cable	Preamp	Aux	APos	TPos	Remark																																																																																																				
Freq	Level	Line	Margin	Level	Factor	Loss	Factor	Factor																																																																																																				
MHz	dBuV/m	dBuV/m	dB	dBuV	dB/m	dB	dB	dB																																																																																																				
1	4924.00	41.44	74.00	-32.56	60.56	34.10	12.22	65.44	0.00	---	---	PEAK																																																																																																
2	7386.00	43.25	74.00	-30.75	57.96	35.80	14.78	65.29	0.00	---	---	PEAK																																																																																																
Limit	Read	Ant	Cable	Preamp	Aux	APos	TPos	Remark																																																																																																				
Freq	Level	Line	Margin	Level	Factor	Loss	Factor	Factor																																																																																																				
MHz	dBuV/m	dBuV/m	dB	dBuV	dB/m	dB	dB	dB																																																																																																				
1	4924.00	41.28	74.00	-32.72	60.40	34.10	12.22	65.44	0.00	---	---	PEAK																																																																																																
2	7386.00	42.79	74.00	-31.21	57.50	35.80	14.78	65.29	0.00	---	---	PEAK																																																																																																



Mode	92																																																																																					
	Band Edge																																																																																					
	2400-2483.5_802.11n HT20_CH12_2467MHz																																																																																					
ANT	2																																																																																					
Pol.	Horizontal	Fundamental																																																																																				
Peak	 <table border="1"> <thead> <tr> <th>Limit</th> <th>Over</th> <th>Read</th> <th>Ant</th> <th>Cable</th> <th>Preamp</th> <th>Aux</th> <th>APos</th> <th>TPos</th> </tr> <tr> <th>Freq</th> <th>Level</th> <th>Line</th> <th>Limit</th> <th>Level</th> <th>Factor</th> <th>Loss</th> <th>Factor</th> <th>Factor</th> <th>Remark</th> </tr> <tr> <th>MHz</th> <th>dBuV/m</th> <th>dBuV/m</th> <th>dB</th> <th>dBuV</th> <th>dB/m</th> <th>dB</th> <th>dB</th> <th>dB</th> <th>cm</th> <th>deg</th> </tr> </thead> <tbody> <tr> <td>1</td> <td>2483.55</td> <td>68.61</td> <td>74.00</td> <td>-5.39</td> <td>52.21</td> <td>32.40</td> <td>8.88</td> <td>30.88</td> <td>6.00</td> <td>100</td> <td>36 PEAK</td> </tr> </tbody> </table>	Limit	Over	Read	Ant	Cable	Preamp	Aux	APos	TPos	Freq	Level	Line	Limit	Level	Factor	Loss	Factor	Factor	Remark	MHz	dBuV/m	dBuV/m	dB	dBuV	dB/m	dB	dB	dB	cm	deg	1	2483.55	68.61	74.00	-5.39	52.21	32.40	8.88	30.88	6.00	100	36 PEAK	 <table border="1"> <thead> <tr> <th>Limit</th> <th>Over</th> <th>Read</th> <th>Ant</th> <th>Cable</th> <th>Preamp</th> <th>Aux</th> <th>APos</th> <th>TPos</th> </tr> <tr> <th>Freq</th> <th>Level</th> <th>Line</th> <th>Limit</th> <th>Level</th> <th>Factor</th> <th>Loss</th> <th>Factor</th> <th>Factor</th> <th>Remark</th> </tr> <tr> <th>MHz</th> <th>dBuV/m</th> <th>dBuV/m</th> <th>dB</th> <th>dBuV</th> <th>dB/m</th> <th>dB</th> <th>dB</th> <th>dB</th> <th>cm</th> <th>deg</th> </tr> </thead> <tbody> <tr> <td>1</td> <td>2467.00</td> <td>104.44</td> <td>-----</td> <td>-----</td> <td>88.04</td> <td>32.40</td> <td>8.89</td> <td>30.89</td> <td>6.00</td> <td>100</td> <td>36 PEAK</td> </tr> </tbody> </table>	Limit	Over	Read	Ant	Cable	Preamp	Aux	APos	TPos	Freq	Level	Line	Limit	Level	Factor	Loss	Factor	Factor	Remark	MHz	dBuV/m	dBuV/m	dB	dBuV	dB/m	dB	dB	dB	cm	deg	1	2467.00	104.44	-----	-----	88.04	32.40	8.89	30.89	6.00	100	36 PEAK
	Limit	Over	Read	Ant	Cable	Preamp	Aux	APos	TPos																																																																													
Freq	Level	Line	Limit	Level	Factor	Loss	Factor	Factor	Remark																																																																													
MHz	dBuV/m	dBuV/m	dB	dBuV	dB/m	dB	dB	dB	cm	deg																																																																												
1	2483.55	68.61	74.00	-5.39	52.21	32.40	8.88	30.88	6.00	100	36 PEAK																																																																											
Limit	Over	Read	Ant	Cable	Preamp	Aux	APos	TPos																																																																														
Freq	Level	Line	Limit	Level	Factor	Loss	Factor	Factor	Remark																																																																													
MHz	dBuV/m	dBuV/m	dB	dBuV	dB/m	dB	dB	dB	cm	deg																																																																												
1	2467.00	104.44	-----	-----	88.04	32.40	8.89	30.89	6.00	100	36 PEAK																																																																											
Avg	 <table border="1"> <thead> <tr> <th>Limit</th> <th>Over</th> <th>Read</th> <th>Ant</th> <th>Cable</th> <th>Preamp</th> <th>Aux</th> <th>APos</th> <th>TPos</th> </tr> <tr> <th>Freq</th> <th>Level</th> <th>Line</th> <th>Limit</th> <th>Level</th> <th>Factor</th> <th>Loss</th> <th>Factor</th> <th>Factor</th> <th>Remark</th> </tr> <tr> <th>MHz</th> <th>dBuV/m</th> <th>dBuV/m</th> <th>dB</th> <th>dBuV</th> <th>dB/m</th> <th>dB</th> <th>dB</th> <th>dB</th> <th>cm</th> <th>deg</th> </tr> </thead> <tbody> <tr> <td>1</td> <td>2483.75</td> <td>48.42</td> <td>54.00</td> <td>-5.58</td> <td>32.02</td> <td>32.40</td> <td>8.88</td> <td>30.88</td> <td>6.00</td> <td>100</td> <td>36 AVERAGE</td> </tr> </tbody> </table>	Limit	Over	Read	Ant	Cable	Preamp	Aux	APos	TPos	Freq	Level	Line	Limit	Level	Factor	Loss	Factor	Factor	Remark	MHz	dBuV/m	dBuV/m	dB	dBuV	dB/m	dB	dB	dB	cm	deg	1	2483.75	48.42	54.00	-5.58	32.02	32.40	8.88	30.88	6.00	100	36 AVERAGE	 <table border="1"> <thead> <tr> <th>Limit</th> <th>Over</th> <th>Read</th> <th>Ant</th> <th>Cable</th> <th>Preamp</th> <th>Aux</th> <th>APos</th> <th>TPos</th> </tr> <tr> <th>Freq</th> <th>Level</th> <th>Line</th> <th>Limit</th> <th>Level</th> <th>Factor</th> <th>Loss</th> <th>Factor</th> <th>Factor</th> <th>Remark</th> </tr> <tr> <th>MHz</th> <th>dBuV/m</th> <th>dBuV/m</th> <th>dB</th> <th>dBuV</th> <th>dB/m</th> <th>dB</th> <th>dB</th> <th>dB</th> <th>cm</th> <th>deg</th> </tr> </thead> <tbody> <tr> <td>1</td> <td>2467.00</td> <td>95.31</td> <td>-----</td> <td>-----</td> <td>78.91</td> <td>32.40</td> <td>8.89</td> <td>30.89</td> <td>6.00</td> <td>100</td> <td>36 AVERAGE</td> </tr> </tbody> </table>	Limit	Over	Read	Ant	Cable	Preamp	Aux	APos	TPos	Freq	Level	Line	Limit	Level	Factor	Loss	Factor	Factor	Remark	MHz	dBuV/m	dBuV/m	dB	dBuV	dB/m	dB	dB	dB	cm	deg	1	2467.00	95.31	-----	-----	78.91	32.40	8.89	30.89	6.00	100	36 AVERAGE
Limit	Over	Read	Ant	Cable	Preamp	Aux	APos	TPos																																																																														
Freq	Level	Line	Limit	Level	Factor	Loss	Factor	Factor	Remark																																																																													
MHz	dBuV/m	dBuV/m	dB	dBuV	dB/m	dB	dB	dB	cm	deg																																																																												
1	2483.75	48.42	54.00	-5.58	32.02	32.40	8.88	30.88	6.00	100	36 AVERAGE																																																																											
Limit	Over	Read	Ant	Cable	Preamp	Aux	APos	TPos																																																																														
Freq	Level	Line	Limit	Level	Factor	Loss	Factor	Factor	Remark																																																																													
MHz	dBuV/m	dBuV/m	dB	dBuV	dB/m	dB	dB	dB	cm	deg																																																																												
1	2467.00	95.31	-----	-----	78.91	32.40	8.89	30.89	6.00	100	36 AVERAGE																																																																											



		92																																																																																						
Mode		Band Edge																																																																																						
		2400-2483.5_802.11n HT20_CH12_2467MHz																																																																																						
ANT		2																																																																																						
Pol.		Vertical	Fundamental																																																																																					
Peak	<table border="1" style="width: 100%; border-collapse: collapse; font-size: small;"> <thead> <tr> <th>Limit</th><th>Over</th><th>Read</th><th>Ant</th><th>Cable</th><th>Preamp</th><th>Aux</th><th>APos</th><th>TPos</th></tr> <tr> <th>Freq</th><th>Level</th><th>Line</th><th>Limit</th><th>Level</th><th>Factor</th><th>Loss</th><th>Factor</th><th>Factor</th><th>Remark</th></tr> <tr> <th>MHz</th><th>dBuV/m</th><th>dBuV/m</th><th>dB</th><th>dBuV</th><th>dB/m</th><th>dB</th><th>dB</th><th>dB</th><th>cm</th><th>deg</th></tr> </thead> <tbody> <tr> <td>1</td><td>2483.80</td><td>67.21</td><td>74.00</td><td>-6.79</td><td>50.81</td><td>32.40</td><td>8.88</td><td>30.88</td><td>6.00</td><td>287</td><td>107</td><td>PEAK</td></tr> </tbody> </table>	Limit	Over	Read	Ant	Cable	Preamp	Aux	APos	TPos	Freq	Level	Line	Limit	Level	Factor	Loss	Factor	Factor	Remark	MHz	dBuV/m	dBuV/m	dB	dBuV	dB/m	dB	dB	dB	cm	deg	1	2483.80	67.21	74.00	-6.79	50.81	32.40	8.88	30.88	6.00	287	107	PEAK	<table border="1" style="width: 100%; border-collapse: collapse; font-size: small;"> <thead> <tr> <th>Limit</th><th>Over</th><th>Read</th><th>Ant</th><th>Cable</th><th>Preamp</th><th>Aux</th><th>APos</th><th>TPos</th></tr> <tr> <th>Freq</th><th>Level</th><th>Line</th><th>Limit</th><th>Level</th><th>Factor</th><th>Loss</th><th>Factor</th><th>Factor</th><th>Remark</th></tr> <tr> <th>MHz</th><th>dBuV/m</th><th>dBuV/m</th><th>dB</th><th>dBuV</th><th>dB/m</th><th>dB</th><th>dB</th><th>dB</th><th>cm</th><th>deg</th></tr> </thead> <tbody> <tr> <td>1</td><td>2467.00</td><td>104.05</td><td>-----</td><td>-----</td><td>87.65</td><td>32.40</td><td>8.89</td><td>30.89</td><td>6.00</td><td>287</td><td>107</td><td>PEAK</td></tr> </tbody> </table>	Limit	Over	Read	Ant	Cable	Preamp	Aux	APos	TPos	Freq	Level	Line	Limit	Level	Factor	Loss	Factor	Factor	Remark	MHz	dBuV/m	dBuV/m	dB	dBuV	dB/m	dB	dB	dB	cm	deg	1	2467.00	104.05	-----	-----	87.65	32.40	8.89	30.89	6.00	287	107	PEAK
	Limit	Over	Read	Ant	Cable	Preamp	Aux	APos	TPos																																																																															
Freq	Level	Line	Limit	Level	Factor	Loss	Factor	Factor	Remark																																																																															
MHz	dBuV/m	dBuV/m	dB	dBuV	dB/m	dB	dB	dB	cm	deg																																																																														
1	2483.80	67.21	74.00	-6.79	50.81	32.40	8.88	30.88	6.00	287	107	PEAK																																																																												
Limit	Over	Read	Ant	Cable	Preamp	Aux	APos	TPos																																																																																
Freq	Level	Line	Limit	Level	Factor	Loss	Factor	Factor	Remark																																																																															
MHz	dBuV/m	dBuV/m	dB	dBuV	dB/m	dB	dB	dB	cm	deg																																																																														
1	2467.00	104.05	-----	-----	87.65	32.40	8.89	30.89	6.00	287	107	PEAK																																																																												
Avg	<table border="1" style="width: 100%; border-collapse: collapse; font-size: small;"> <thead> <tr> <th>Limit</th><th>Over</th><th>Read</th><th>Ant</th><th>Cable</th><th>Preamp</th><th>Aux</th><th>APos</th><th>TPos</th></tr> <tr> <th>Freq</th><th>Level</th><th>Line</th><th>Limit</th><th>Level</th><th>Factor</th><th>Loss</th><th>Factor</th><th>Factor</th><th>Remark</th></tr> <tr> <th>MHz</th><th>dBuV/m</th><th>dBuV/m</th><th>dB</th><th>dBuV</th><th>dB/m</th><th>dB</th><th>dB</th><th>dB</th><th>cm</th><th>deg</th></tr> </thead> <tbody> <tr> <td>1</td><td>2485.70</td><td>48.46</td><td>54.00</td><td>-5.54</td><td>32.06</td><td>32.40</td><td>8.88</td><td>30.88</td><td>6.00</td><td>287</td><td>107</td><td>AVERAGE</td></tr> </tbody> </table>	Limit	Over	Read	Ant	Cable	Preamp	Aux	APos	TPos	Freq	Level	Line	Limit	Level	Factor	Loss	Factor	Factor	Remark	MHz	dBuV/m	dBuV/m	dB	dBuV	dB/m	dB	dB	dB	cm	deg	1	2485.70	48.46	54.00	-5.54	32.06	32.40	8.88	30.88	6.00	287	107	AVERAGE	<table border="1" style="width: 100%; border-collapse: collapse; font-size: small;"> <thead> <tr> <th>Limit</th><th>Over</th><th>Read</th><th>Ant</th><th>Cable</th><th>Preamp</th><th>Aux</th><th>APos</th><th>TPos</th></tr> <tr> <th>Freq</th><th>Level</th><th>Line</th><th>Limit</th><th>Level</th><th>Factor</th><th>Loss</th><th>Factor</th><th>Factor</th><th>Remark</th></tr> <tr> <th>MHz</th><th>dBuV/m</th><th>dBuV/m</th><th>dB</th><th>dBuV</th><th>dB/m</th><th>dB</th><th>dB</th><th>dB</th><th>cm</th><th>deg</th></tr> </thead> <tbody> <tr> <td>1</td><td>2467.00</td><td>95.17</td><td>-----</td><td>-----</td><td>78.77</td><td>32.40</td><td>8.89</td><td>30.89</td><td>6.00</td><td>287</td><td>107</td><td>AVERAGE</td></tr> </tbody> </table>	Limit	Over	Read	Ant	Cable	Preamp	Aux	APos	TPos	Freq	Level	Line	Limit	Level	Factor	Loss	Factor	Factor	Remark	MHz	dBuV/m	dBuV/m	dB	dBuV	dB/m	dB	dB	dB	cm	deg	1	2467.00	95.17	-----	-----	78.77	32.40	8.89	30.89	6.00	287	107	AVERAGE
Limit	Over	Read	Ant	Cable	Preamp	Aux	APos	TPos																																																																																
Freq	Level	Line	Limit	Level	Factor	Loss	Factor	Factor	Remark																																																																															
MHz	dBuV/m	dBuV/m	dB	dBuV	dB/m	dB	dB	dB	cm	deg																																																																														
1	2485.70	48.46	54.00	-5.54	32.06	32.40	8.88	30.88	6.00	287	107	AVERAGE																																																																												
Limit	Over	Read	Ant	Cable	Preamp	Aux	APos	TPos																																																																																
Freq	Level	Line	Limit	Level	Factor	Loss	Factor	Factor	Remark																																																																															
MHz	dBuV/m	dBuV/m	dB	dBuV	dB/m	dB	dB	dB	cm	deg																																																																														
1	2467.00	95.17	-----	-----	78.77	32.40	8.89	30.89	6.00	287	107	AVERAGE																																																																												



Mode	92																																																																																																											
	Harmonic																																																																																																											
	2400-2483.5_802.11n HT20_CH12_2467MHz																																																																																																											
ANT	2																																																																																																											
Pol.	Horizontal	Vertical																																																																																																										
Peak Avg	<table border="1"> <thead> <tr> <th>Limit</th> <th>Read</th> <th>Ant</th> <th>Cable</th> <th>Preamp</th> <th>Aux</th> <th>APos</th> <th>TPos</th> <th>Remark</th> </tr> <tr> <th>Freq</th> <th>Level</th> <th>Line</th> <th>Margin</th> <th>Level</th> <th>Factor</th> <th>Loss</th> <th>Factor</th> <th>Factor</th> </tr> <tr> <th>MHz</th> <th>dBuV/m</th> <th>dBuV/m</th> <th>dB</th> <th>dBuV</th> <th>dB/m</th> <th>dB</th> <th>dB</th> <th>dB</th> </tr> </thead> <tbody> <tr> <td>1</td> <td>4934.00</td> <td>40.96</td> <td>74.00</td> <td>-33.04</td> <td>60.06</td> <td>34.10</td> <td>12.24</td> <td>65.44</td> <td>0.00</td> <td>---</td> <td>---</td> <td>PEAK</td> </tr> <tr> <td>2</td> <td>7401.00</td> <td>42.46</td> <td>74.00</td> <td>-31.54</td> <td>57.17</td> <td>35.00</td> <td>14.79</td> <td>65.30</td> <td>0.00</td> <td>---</td> <td>---</td> <td>PEAK</td> </tr> </tbody> </table>	Limit	Read	Ant	Cable	Preamp	Aux	APos	TPos	Remark	Freq	Level	Line	Margin	Level	Factor	Loss	Factor	Factor	MHz	dBuV/m	dBuV/m	dB	dBuV	dB/m	dB	dB	dB	1	4934.00	40.96	74.00	-33.04	60.06	34.10	12.24	65.44	0.00	---	---	PEAK	2	7401.00	42.46	74.00	-31.54	57.17	35.00	14.79	65.30	0.00	---	---	PEAK	<table border="1"> <thead> <tr> <th>Limit</th> <th>Read</th> <th>Ant</th> <th>Cable</th> <th>Preamp</th> <th>Aux</th> <th>APos</th> <th>TPos</th> <th>Remark</th> </tr> <tr> <th>Freq</th> <th>Level</th> <th>Line</th> <th>Margin</th> <th>Level</th> <th>Factor</th> <th>Loss</th> <th>Factor</th> <th>Factor</th> </tr> <tr> <th>MHz</th> <th>dBuV/m</th> <th>dBuV/m</th> <th>dB</th> <th>dBuV</th> <th>dB/m</th> <th>dB</th> <th>dB</th> <th>dB</th> </tr> </thead> <tbody> <tr> <td>1</td> <td>4934.00</td> <td>40.41</td> <td>74.00</td> <td>-33.59</td> <td>59.51</td> <td>34.10</td> <td>12.24</td> <td>65.44</td> <td>0.00</td> <td>---</td> <td>---</td> <td>PEAK</td> </tr> <tr> <td>2</td> <td>7401.00</td> <td>43.36</td> <td>74.00</td> <td>-30.64</td> <td>58.07</td> <td>35.00</td> <td>14.79</td> <td>65.30</td> <td>0.00</td> <td>---</td> <td>---</td> <td>PEAK</td> </tr> </tbody> </table>	Limit	Read	Ant	Cable	Preamp	Aux	APos	TPos	Remark	Freq	Level	Line	Margin	Level	Factor	Loss	Factor	Factor	MHz	dBuV/m	dBuV/m	dB	dBuV	dB/m	dB	dB	dB	1	4934.00	40.41	74.00	-33.59	59.51	34.10	12.24	65.44	0.00	---	---	PEAK	2	7401.00	43.36	74.00	-30.64	58.07	35.00	14.79	65.30	0.00	---	---	PEAK
Limit	Read	Ant	Cable	Preamp	Aux	APos	TPos	Remark																																																																																																				
Freq	Level	Line	Margin	Level	Factor	Loss	Factor	Factor																																																																																																				
MHz	dBuV/m	dBuV/m	dB	dBuV	dB/m	dB	dB	dB																																																																																																				
1	4934.00	40.96	74.00	-33.04	60.06	34.10	12.24	65.44	0.00	---	---	PEAK																																																																																																
2	7401.00	42.46	74.00	-31.54	57.17	35.00	14.79	65.30	0.00	---	---	PEAK																																																																																																
Limit	Read	Ant	Cable	Preamp	Aux	APos	TPos	Remark																																																																																																				
Freq	Level	Line	Margin	Level	Factor	Loss	Factor	Factor																																																																																																				
MHz	dBuV/m	dBuV/m	dB	dBuV	dB/m	dB	dB	dB																																																																																																				
1	4934.00	40.41	74.00	-33.59	59.51	34.10	12.24	65.44	0.00	---	---	PEAK																																																																																																
2	7401.00	43.36	74.00	-30.64	58.07	35.00	14.79	65.30	0.00	---	---	PEAK																																																																																																



Mode	93																																																																																	
	Band Edge																																																																																	
	2400-2483.5_802.11n HT20_CH13_2472MHz																																																																																	
ANT	2																																																																																	
Pol.	Horizontal	Fundamental																																																																																
Peak	<table border="1"> <thead> <tr> <th>Limit</th> <th>Over</th> <th>Read</th> <th>Ant</th> <th>Cable</th> <th>Preamp</th> <th>Aux</th> <th>APos</th> <th>TPos</th> </tr> <tr> <th>Freq</th> <th>Level</th> <th>Line</th> <th>Limit</th> <th>Level</th> <th>Factor</th> <th>Loss</th> <th>Factor</th> <th>Factor</th> </tr> <tr> <th>MHz</th> <th>dBuV/m</th> <th>dBuV/m</th> <th>dB</th> <th>dBuV</th> <th>dB/m</th> <th>dB</th> <th>dB</th> <th>dB</th> </tr> </thead> <tbody> <tr> <td>1</td> <td>2483.50</td> <td>57.70</td> <td>74.00</td> <td>-16.30</td> <td>41.30</td> <td>32.40</td> <td>8.88</td> <td>30.88</td> <td>6.00</td> <td>137</td> <td>37</td> <td>PEAK</td> </tr> </tbody> </table>	Limit	Over	Read	Ant	Cable	Preamp	Aux	APos	TPos	Freq	Level	Line	Limit	Level	Factor	Loss	Factor	Factor	MHz	dBuV/m	dBuV/m	dB	dBuV	dB/m	dB	dB	dB	1	2483.50	57.70	74.00	-16.30	41.30	32.40	8.88	30.88	6.00	137	37	PEAK	<table border="1"> <thead> <tr> <th>Limit</th> <th>Over</th> <th>Read</th> <th>Ant</th> <th>Cable</th> <th>Preamp</th> <th>Aux</th> <th>APos</th> <th>TPos</th> </tr> <tr> <th>Freq</th> <th>Level</th> <th>Line</th> <th>Limit</th> <th>Level</th> <th>Factor</th> <th>Loss</th> <th>Factor</th> <th>Factor</th> </tr> <tr> <th>MHz</th> <th>dBuV/m</th> <th>dBuV/m</th> <th>dB</th> <th>dBuV</th> <th>dB/m</th> <th>dB</th> <th>dB</th> <th>dB</th> </tr> </thead> <tbody> <tr> <td>1</td> <td>2472.00</td> <td>98.51</td> <td>74.00</td> <td>24.51</td> <td>82.11</td> <td>32.40</td> <td>8.89</td> <td>30.89</td> <td>6.00</td> <td>137</td> <td>37</td> <td>PEAK</td> </tr> </tbody> </table>	Limit	Over	Read	Ant	Cable	Preamp	Aux	APos	TPos	Freq	Level	Line	Limit	Level	Factor	Loss	Factor	Factor	MHz	dBuV/m	dBuV/m	dB	dBuV	dB/m	dB	dB	dB	1	2472.00	98.51	74.00	24.51	82.11	32.40	8.89	30.89	6.00	137	37	PEAK
	Limit	Over	Read	Ant	Cable	Preamp	Aux	APos	TPos																																																																									
Freq	Level	Line	Limit	Level	Factor	Loss	Factor	Factor																																																																										
MHz	dBuV/m	dBuV/m	dB	dBuV	dB/m	dB	dB	dB																																																																										
1	2483.50	57.70	74.00	-16.30	41.30	32.40	8.88	30.88	6.00	137	37	PEAK																																																																						
Limit	Over	Read	Ant	Cable	Preamp	Aux	APos	TPos																																																																										
Freq	Level	Line	Limit	Level	Factor	Loss	Factor	Factor																																																																										
MHz	dBuV/m	dBuV/m	dB	dBuV	dB/m	dB	dB	dB																																																																										
1	2472.00	98.51	74.00	24.51	82.11	32.40	8.89	30.89	6.00	137	37	PEAK																																																																						
Avg	<table border="1"> <thead> <tr> <th>Limit</th> <th>Over</th> <th>Read</th> <th>Ant</th> <th>Cable</th> <th>Preamp</th> <th>Aux</th> <th>APos</th> <th>TPos</th> </tr> <tr> <th>Freq</th> <th>Level</th> <th>Line</th> <th>Limit</th> <th>Level</th> <th>Factor</th> <th>Loss</th> <th>Factor</th> <th>Factor</th> </tr> <tr> <th>MHz</th> <th>dBuV/m</th> <th>dBuV/m</th> <th>dB</th> <th>dBuV</th> <th>dB/m</th> <th>dB</th> <th>dB</th> <th>dB</th> </tr> </thead> <tbody> <tr> <td>1</td> <td>2483.50</td> <td>47.28</td> <td>54.00</td> <td>-6.72</td> <td>30.88</td> <td>32.40</td> <td>8.88</td> <td>30.88</td> <td>6.00</td> <td>137</td> <td>37</td> <td>AVERAGE</td> </tr> </tbody> </table>	Limit	Over	Read	Ant	Cable	Preamp	Aux	APos	TPos	Freq	Level	Line	Limit	Level	Factor	Loss	Factor	Factor	MHz	dBuV/m	dBuV/m	dB	dBuV	dB/m	dB	dB	dB	1	2483.50	47.28	54.00	-6.72	30.88	32.40	8.88	30.88	6.00	137	37	AVERAGE	<table border="1"> <thead> <tr> <th>Limit</th> <th>Over</th> <th>Read</th> <th>Ant</th> <th>Cable</th> <th>Preamp</th> <th>Aux</th> <th>APos</th> <th>TPos</th> </tr> <tr> <th>Freq</th> <th>Level</th> <th>Line</th> <th>Limit</th> <th>Level</th> <th>Factor</th> <th>Loss</th> <th>Factor</th> <th>Factor</th> </tr> <tr> <th>MHz</th> <th>dBuV/m</th> <th>dBuV/m</th> <th>dB</th> <th>dBuV</th> <th>dB/m</th> <th>dB</th> <th>dB</th> <th>dB</th> </tr> </thead> <tbody> <tr> <td>1</td> <td>2472.00</td> <td>89.33</td> <td>54.00</td> <td>35.33</td> <td>72.93</td> <td>32.40</td> <td>8.89</td> <td>30.89</td> <td>6.00</td> <td>137</td> <td>37</td> <td>AVERAGE</td> </tr> </tbody> </table>	Limit	Over	Read	Ant	Cable	Preamp	Aux	APos	TPos	Freq	Level	Line	Limit	Level	Factor	Loss	Factor	Factor	MHz	dBuV/m	dBuV/m	dB	dBuV	dB/m	dB	dB	dB	1	2472.00	89.33	54.00	35.33	72.93	32.40	8.89	30.89	6.00	137	37	AVERAGE
Limit	Over	Read	Ant	Cable	Preamp	Aux	APos	TPos																																																																										
Freq	Level	Line	Limit	Level	Factor	Loss	Factor	Factor																																																																										
MHz	dBuV/m	dBuV/m	dB	dBuV	dB/m	dB	dB	dB																																																																										
1	2483.50	47.28	54.00	-6.72	30.88	32.40	8.88	30.88	6.00	137	37	AVERAGE																																																																						
Limit	Over	Read	Ant	Cable	Preamp	Aux	APos	TPos																																																																										
Freq	Level	Line	Limit	Level	Factor	Loss	Factor	Factor																																																																										
MHz	dBuV/m	dBuV/m	dB	dBuV	dB/m	dB	dB	dB																																																																										
1	2472.00	89.33	54.00	35.33	72.93	32.40	8.89	30.89	6.00	137	37	AVERAGE																																																																						



Mode	93																																																																																			
	Band Edge																																																																																			
	2400-2483.5_802.11n HT20_CH13_2472MHz																																																																																			
ANT	2																																																																																			
Pol.	Vertical	Fundamental																																																																																		
Peak	<table border="1"> <thead> <tr> <th>Limit</th> <th>Over</th> <th>Read</th> <th>Ant</th> <th>Cable</th> <th>Preamp</th> <th>Aux</th> <th>APos</th> <th>TPos</th> </tr> <tr> <th>Freq</th> <th>Level</th> <th>Line</th> <th>Level</th> <th>Factor</th> <th>Loss</th> <th>Factor</th> <th>Factor</th> <th>Remark</th> </tr> <tr> <th>MHz</th> <th>dBuV/m</th> <th>dBuV/m</th> <th>dB</th> <th>dBuV</th> <th>dB/m</th> <th>dB</th> <th>dB</th> <th>cm</th> <th>deg</th> </tr> </thead> <tbody> <tr> <td>1</td> <td>2483.50</td> <td>58.36</td> <td>74.00</td> <td>-15.64</td> <td>41.96</td> <td>32.40</td> <td>8.88</td> <td>30.88</td> <td>6.00</td> <td>202</td> <td>119</td> <td>PEAK</td> </tr> </tbody> </table>	Limit	Over	Read	Ant	Cable	Preamp	Aux	APos	TPos	Freq	Level	Line	Level	Factor	Loss	Factor	Factor	Remark	MHz	dBuV/m	dBuV/m	dB	dBuV	dB/m	dB	dB	cm	deg	1	2483.50	58.36	74.00	-15.64	41.96	32.40	8.88	30.88	6.00	202	119	PEAK	<table border="1"> <thead> <tr> <th>Limit</th> <th>Over</th> <th>Read</th> <th>Ant</th> <th>Cable</th> <th>Preamp</th> <th>Aux</th> <th>APos</th> <th>TPos</th> </tr> <tr> <th>Freq</th> <th>Level</th> <th>Line</th> <th>Level</th> <th>Factor</th> <th>Loss</th> <th>Factor</th> <th>Factor</th> <th>Remark</th> </tr> <tr> <th>MHz</th> <th>dBuV/m</th> <th>dBuV/m</th> <th>dB</th> <th>dBuV</th> <th>dB/m</th> <th>dB</th> <th>dB</th> <th>cm</th> <th>deg</th> </tr> </thead> <tbody> <tr> <td>1</td> <td>2472.00</td> <td>98.12</td> <td>74.00</td> <td>24.12</td> <td>81.72</td> <td>32.40</td> <td>8.89</td> <td>30.89</td> <td>6.00</td> <td>202</td> <td>119</td> <td>PEAK</td> </tr> </tbody> </table>	Limit	Over	Read	Ant	Cable	Preamp	Aux	APos	TPos	Freq	Level	Line	Level	Factor	Loss	Factor	Factor	Remark	MHz	dBuV/m	dBuV/m	dB	dBuV	dB/m	dB	dB	cm	deg	1	2472.00	98.12	74.00	24.12	81.72	32.40	8.89	30.89	6.00	202	119	PEAK
	Limit	Over	Read	Ant	Cable	Preamp	Aux	APos	TPos																																																																											
Freq	Level	Line	Level	Factor	Loss	Factor	Factor	Remark																																																																												
MHz	dBuV/m	dBuV/m	dB	dBuV	dB/m	dB	dB	cm	deg																																																																											
1	2483.50	58.36	74.00	-15.64	41.96	32.40	8.88	30.88	6.00	202	119	PEAK																																																																								
Limit	Over	Read	Ant	Cable	Preamp	Aux	APos	TPos																																																																												
Freq	Level	Line	Level	Factor	Loss	Factor	Factor	Remark																																																																												
MHz	dBuV/m	dBuV/m	dB	dBuV	dB/m	dB	dB	cm	deg																																																																											
1	2472.00	98.12	74.00	24.12	81.72	32.40	8.89	30.89	6.00	202	119	PEAK																																																																								
Avg	<table border="1"> <thead> <tr> <th>Limit</th> <th>Over</th> <th>Read</th> <th>Ant</th> <th>Cable</th> <th>Preamp</th> <th>Aux</th> <th>APos</th> <th>TPos</th> </tr> <tr> <th>Freq</th> <th>Level</th> <th>Line</th> <th>Level</th> <th>Factor</th> <th>Loss</th> <th>Factor</th> <th>Factor</th> <th>Remark</th> </tr> <tr> <th>MHz</th> <th>dBuV/m</th> <th>dBuV/m</th> <th>dB</th> <th>dBuV</th> <th>dB/m</th> <th>dB</th> <th>dB</th> <th>cm</th> <th>deg</th> </tr> </thead> <tbody> <tr> <td>1</td> <td>2483.50</td> <td>47.41</td> <td>48.80</td> <td>-6.59</td> <td>31.01</td> <td>32.40</td> <td>8.88</td> <td>30.88</td> <td>6.00</td> <td>202</td> <td>119</td> <td>AVERAGE</td> </tr> </tbody> </table>	Limit	Over	Read	Ant	Cable	Preamp	Aux	APos	TPos	Freq	Level	Line	Level	Factor	Loss	Factor	Factor	Remark	MHz	dBuV/m	dBuV/m	dB	dBuV	dB/m	dB	dB	cm	deg	1	2483.50	47.41	48.80	-6.59	31.01	32.40	8.88	30.88	6.00	202	119	AVERAGE	<table border="1"> <thead> <tr> <th>Limit</th> <th>Over</th> <th>Read</th> <th>Ant</th> <th>Cable</th> <th>Preamp</th> <th>Aux</th> <th>APos</th> <th>TPos</th> </tr> <tr> <th>Freq</th> <th>Level</th> <th>Line</th> <th>Level</th> <th>Factor</th> <th>Loss</th> <th>Factor</th> <th>Factor</th> <th>Remark</th> </tr> <tr> <th>MHz</th> <th>dBuV/m</th> <th>dBuV/m</th> <th>dB</th> <th>dBuV</th> <th>dB/m</th> <th>dB</th> <th>dB</th> <th>cm</th> <th>deg</th> </tr> </thead> <tbody> <tr> <td>1</td> <td>2472.00</td> <td>88.91</td> <td>48.80</td> <td>40.11</td> <td>72.51</td> <td>32.40</td> <td>8.89</td> <td>30.89</td> <td>6.00</td> <td>202</td> <td>119</td> <td>AVERAGE</td> </tr> </tbody> </table>	Limit	Over	Read	Ant	Cable	Preamp	Aux	APos	TPos	Freq	Level	Line	Level	Factor	Loss	Factor	Factor	Remark	MHz	dBuV/m	dBuV/m	dB	dBuV	dB/m	dB	dB	cm	deg	1	2472.00	88.91	48.80	40.11	72.51	32.40	8.89	30.89	6.00	202	119	AVERAGE
Limit	Over	Read	Ant	Cable	Preamp	Aux	APos	TPos																																																																												
Freq	Level	Line	Level	Factor	Loss	Factor	Factor	Remark																																																																												
MHz	dBuV/m	dBuV/m	dB	dBuV	dB/m	dB	dB	cm	deg																																																																											
1	2483.50	47.41	48.80	-6.59	31.01	32.40	8.88	30.88	6.00	202	119	AVERAGE																																																																								
Limit	Over	Read	Ant	Cable	Preamp	Aux	APos	TPos																																																																												
Freq	Level	Line	Level	Factor	Loss	Factor	Factor	Remark																																																																												
MHz	dBuV/m	dBuV/m	dB	dBuV	dB/m	dB	dB	cm	deg																																																																											
1	2472.00	88.91	48.80	40.11	72.51	32.40	8.89	30.89	6.00	202	119	AVERAGE																																																																								