



Annex C. Radiated Emission Measurement

Harmonic

Below 1 GHz

Standard:	FCC Part 15.247	Test Distance:	3 m				
Test item:	Harmonic	Power:	AC 24 V				
Frequency:	2412 MHz	Temp.(°C)/Hum.(%RH):	26(°C)/60 %RH				
Mode:	Mode 2						
Frequency (MHz)	Reading (dBuV)	Correct Factor (dB/m)	Result (dBuV/m)	Limit (dBuV/m)	Margin (dB)	Remark	Ant.Polar. H / V
64.9200	40.99	-7.80	33.19	40.00	-6.81	QP	H
167.7400	29.09	-5.99	23.10	43.50	-20.40	QP	H
445.1600	29.67	-1.08	28.59	46.00	-17.41	QP	H
623.6400	29.76	2.49	32.25	46.00	-13.75	QP	H
762.3500	29.80	5.18	34.98	46.00	-11.02	QP	H
928.2200	28.62	8.13	36.75	46.00	-9.25	QP	H
62.9800	42.76	-7.50	35.26	40.00	-4.74	QP	V
199.7500	33.12	-7.90	25.22	43.50	-18.28	QP	V
401.5100	28.73	-2.22	26.51	46.00	-19.49	QP	V
535.3700	36.06	0.29	36.35	46.00	-9.65	QP	V
774.9600	30.34	5.38	35.72	46.00	-10.28	QP	V
966.0500	28.93	8.72	37.65	54.00	-16.35	QP	V

Note:1.Result (dBuV/m) = Correct Factor (dB/m) + Reading(dBuV).

Example: 33.19 = -7.80 + 40.99

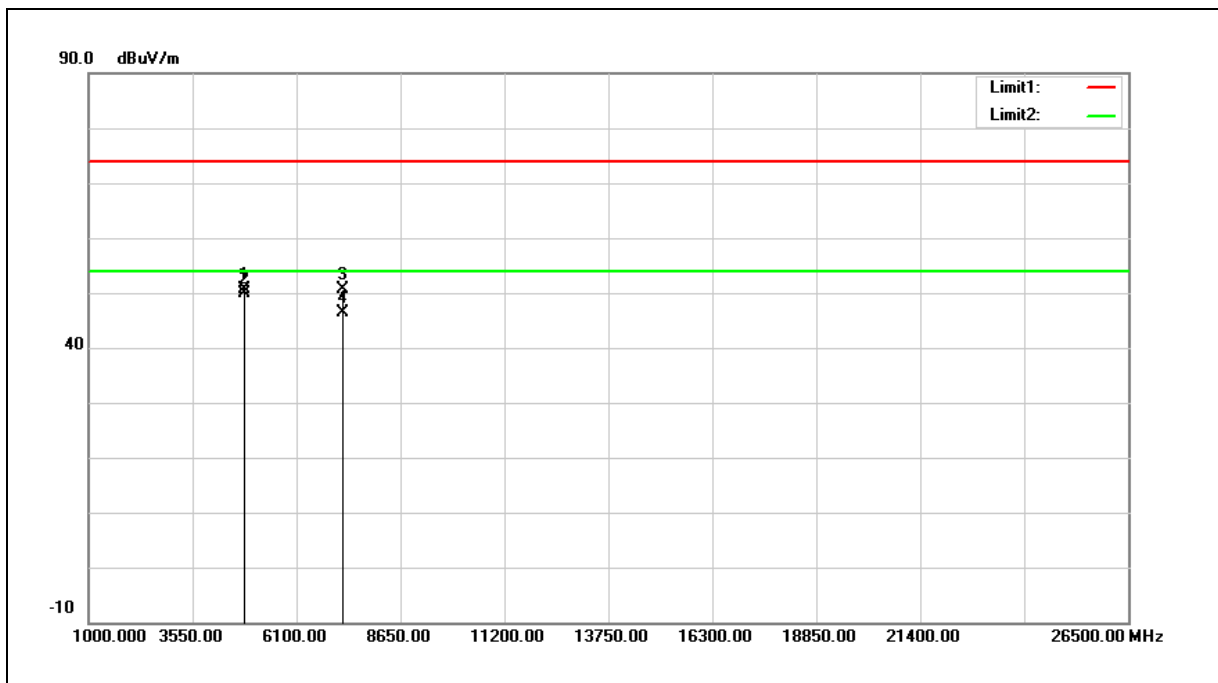
2.Correction factor (dB/m) = Antenna Factor (dB/m) + Cable loss (dB) – Pre-Amplifier gain (dB).

3.When the peak results are less than average limit, so not need to evaluate the average.



Above 1 GHz

Standard:	FCC Part 15.247	Test Distance:	3 m
Test item:	Harmonic	Power:	AC 24 V
Frequency:	2412 MHz	Temp.(°C)/Hum.(%RH):	26(°C)/60 %RH
Mode:	Mode 2		
Ant.Polar.:	Horizontal		



No.	Frequency (MHz)	Reading (dBuV)	Correct Factor (dB/m)	Result (dBuV/m)	Limit (dBuV/m)	Margin (dB)	Remark
1	4824.000	44.80	5.93	50.73	74.00	-23.27	peak
2	4824.000	43.94	5.93	49.87	54.00	-4.13	AVG
3	7236.000	38.49	12.23	50.72	74.00	-23.28	peak
4	7236.000	34.15	12.23	46.38	54.00	-7.62	AVG

Note:1.Result (dBuV/m) = Correct Factor (dB/m) + Reading(dBuV).

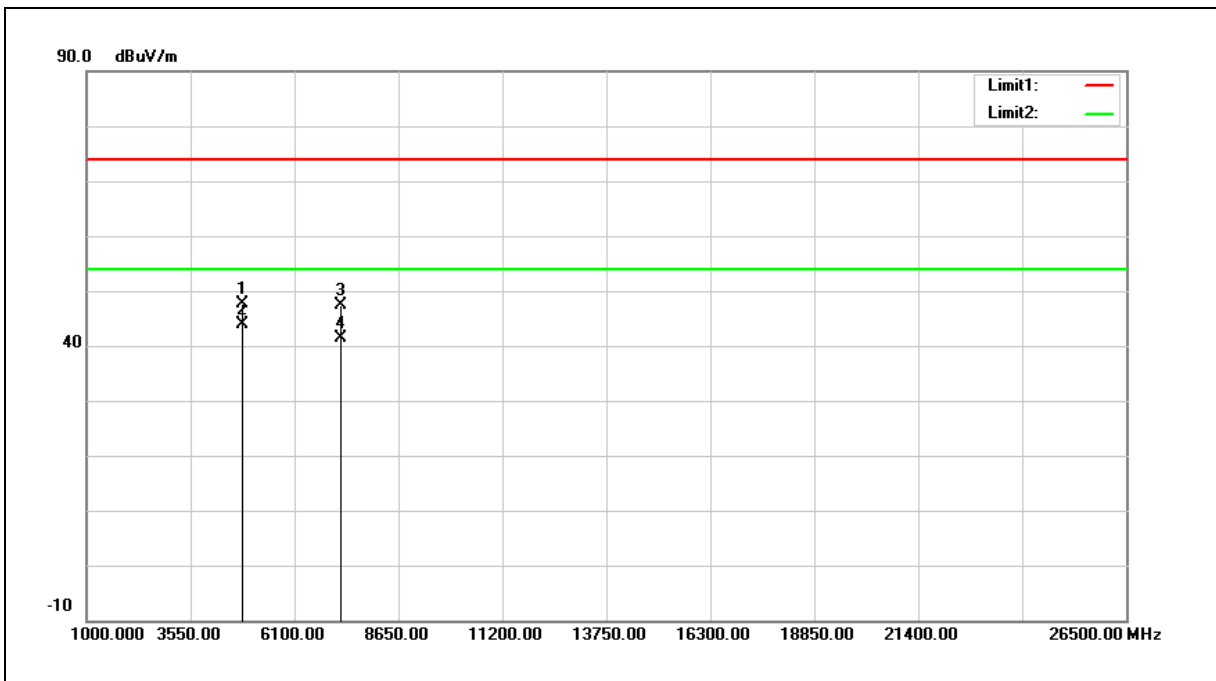
Example: 50.73 = 5.93 + 44.80

2.Correction factor (dB/m) = Antenna Factor (dB/m) + Cable loss (dB) – Pre-Amplifier gain (dB).

3.When the peak results are less than average limit, so not need to evaluate the average.



Standard:	FCC Part 15.247	Test Distance:	3 m
Test item:	Harmonic	Power:	AC 24 V
Frequency:	2412 MHz	Temp.(°C)/Hum.(%RH):	26(°C)/60 %RH
Mode:	Mode 2		
Ant.Polar.:	Vertical		



No.	Frequency (MHz)	Reading (dBuV)	Correct Factor (dB/m)	Result (dBuV/m)	Limit (dBuV/m)	Margin (dB)	Remark
1	4824.000	41.76	5.93	47.69	74.00	-26.31	peak
2	4824.000	38.03	5.93	43.96	54.00	-10.04	AVG
3	7236.000	35.24	12.23	47.47	74.00	-26.53	peak
4	7236.000	29.08	12.23	41.31	54.00	-12.69	AVG

Note:1.Result (dBuV/m) = Correct Factor (dB/m) + Reading(dBuV).

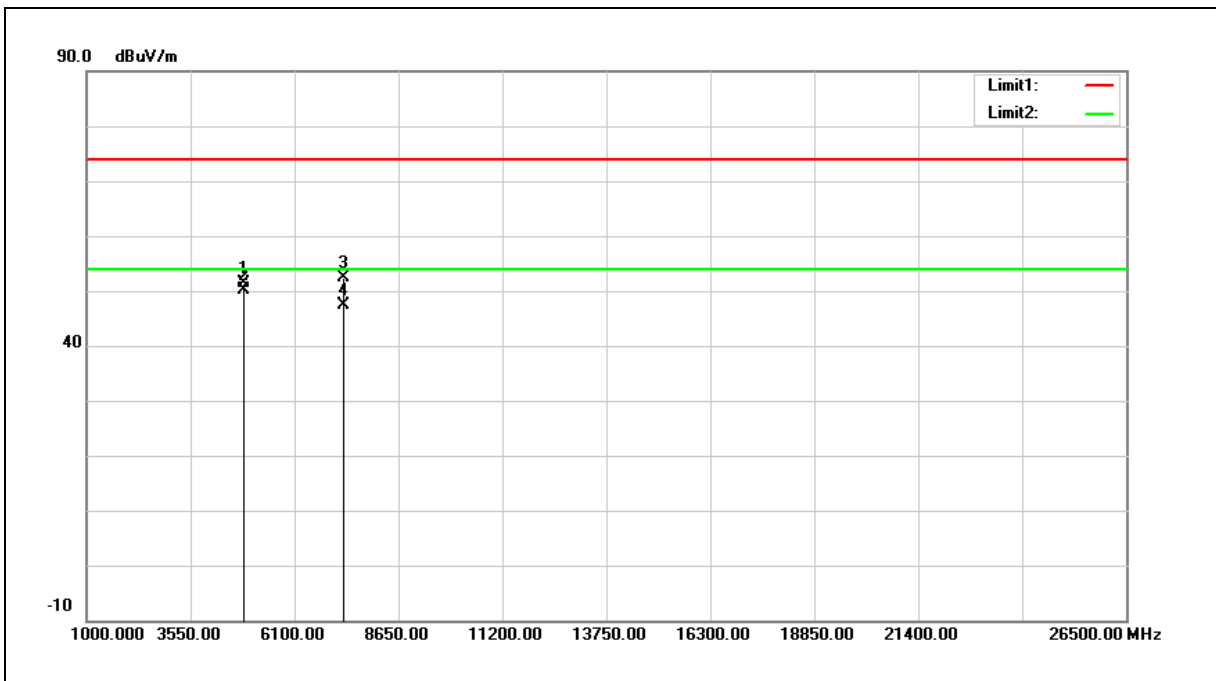
Example: 47.69 = 5.93 + 41.76

2.Correction factor (dB/m) = Antenna Factor (dB/m) + Cable loss (dB) – Pre-Amplifier gain (dB).

3.When the peak results are less than average limit, so not need to evaluate the average.



Standard:	FCC Part 15.247	Test Distance:	3 m
Test item:	Harmonic	Power:	AC 24 V
Frequency:	2437 MHz	Temp.(°C)/Hum.(%RH):	26(°C)/60 %RH
Mode:	Mode 2		
Ant.Polar.:	Horizontal		

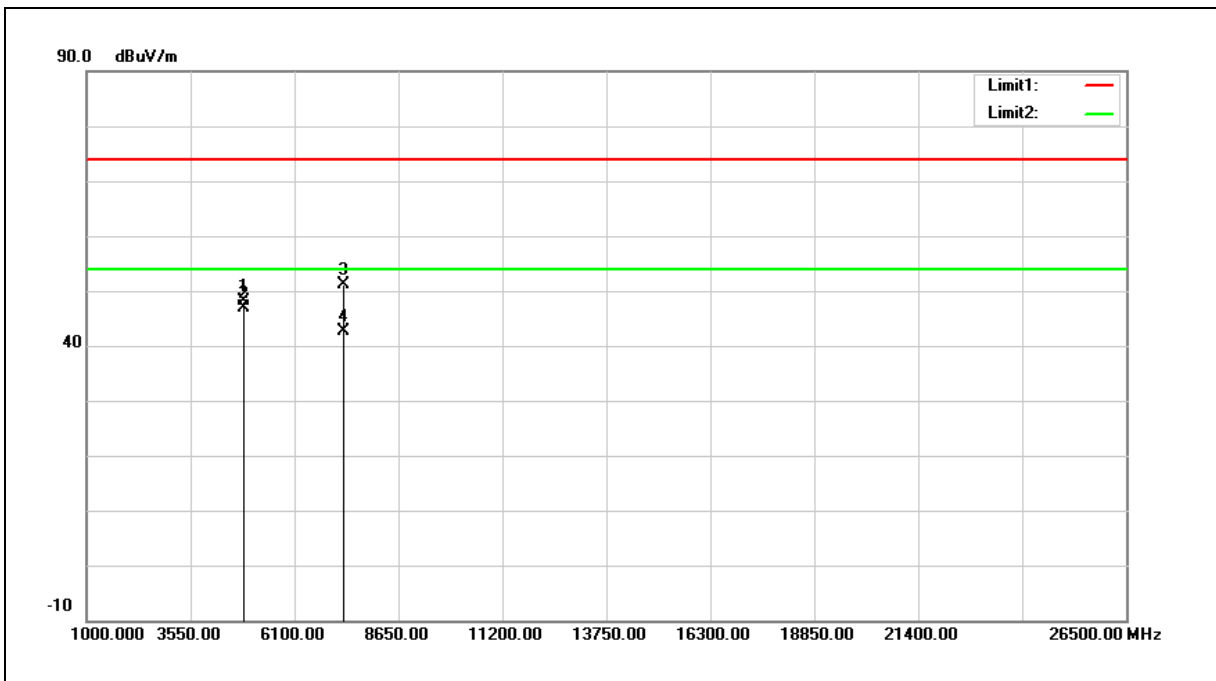


No.	Frequency (MHz)	Reading (dBuV)	Correct Factor (dB/m)	Result (dBuV/m)	Limit (dBuV/m)	Margin (dB)	Remark
1	4874.000	45.30	6.04	51.34	74.00	-22.66	peak
2	4874.000	44.19	6.04	50.23	54.00	-3.77	AVG
3	7311.000	39.96	12.38	52.34	74.00	-21.66	peak
4	7311.000	35.05	12.38	47.43	54.00	-6.57	AVG

- Note:1.Result (dBuV/m) = Correct Factor (dB/m) + Reading(dBuV).
- 2.Correction factor (dB/m) = Antenna Factor (dB/m) + Cable loss (dB) – Pre-Amplifier gain (dB).
3. When the peak results are less than average limit, so not need to evaluate the average.



Standard:	FCC Part 15.247	Test Distance:	3 m
Test item:	Harmonic	Power:	AC 24 V
Frequency:	2437 MHz	Temp.(°C)/Hum.(%RH):	26(°C)/60 %RH
Mode:	Mode 2		
Ant.Polar.:	Vertical		



No.	Frequency (MHz)	Reading (dBuV)	Correct Factor (dB/m)	Result (dBuV/m)	Limit (dBuV/m)	Margin (dB)	Remark
1	4874.000	42.08	6.04	48.12	74.00	-25.88	peak
2	4874.000	40.80	6.04	46.84	54.00	-7.16	AVG
3	7311.000	38.72	12.38	51.10	74.00	-22.90	peak
4	7311.000	30.15	12.38	42.53	54.00	-11.47	AVG

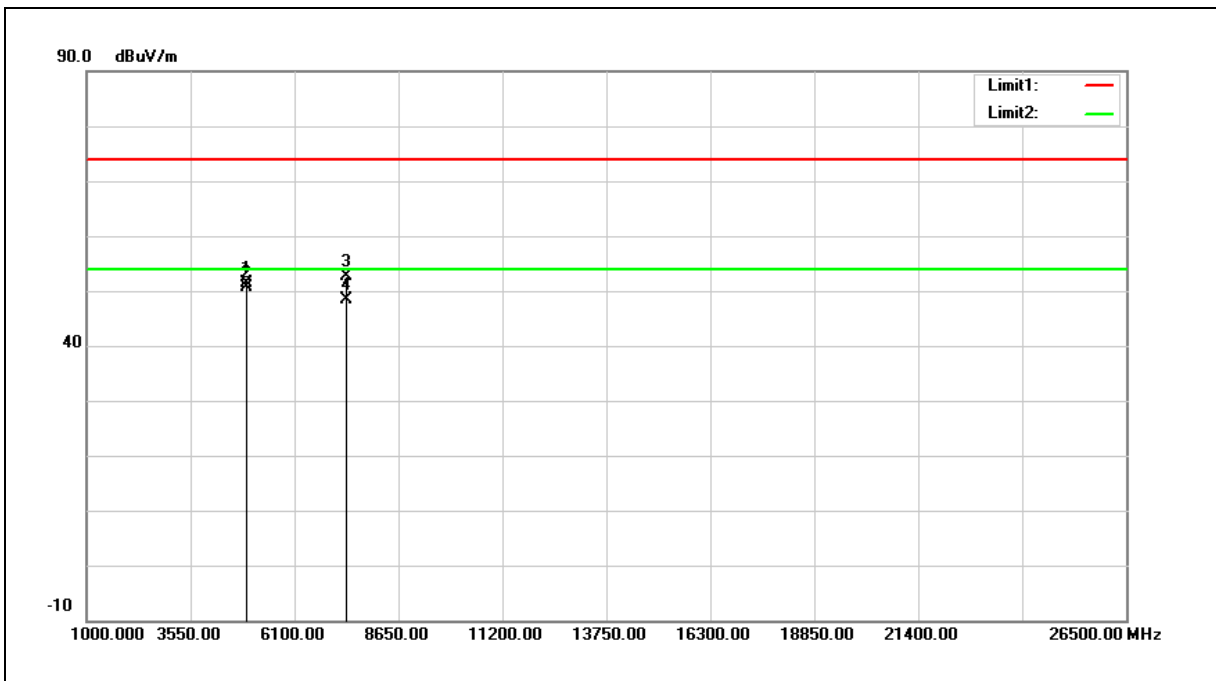
Note:1.Result (dBuV/m) = Correct Factor (dB/m) + Reading(dBuV).

2.Correction factor (dB/m) = Antenna Factor (dB/m) + Cable loss (dB) – Pre-Amplifier gain (dB).

3. When the peak results are less than average limit, so not need to evaluate the average.



Standard:	FCC Part 15.247	Test Distance:	3 m
Test item:	Harmonic	Power:	AC 24 V
Frequency:	2462 MHz	Temp.(°C)/Hum.(%RH):	26(°C)/60 %RH
Mode:	Mode 2		
Ant.Polar.:	Horizontal		

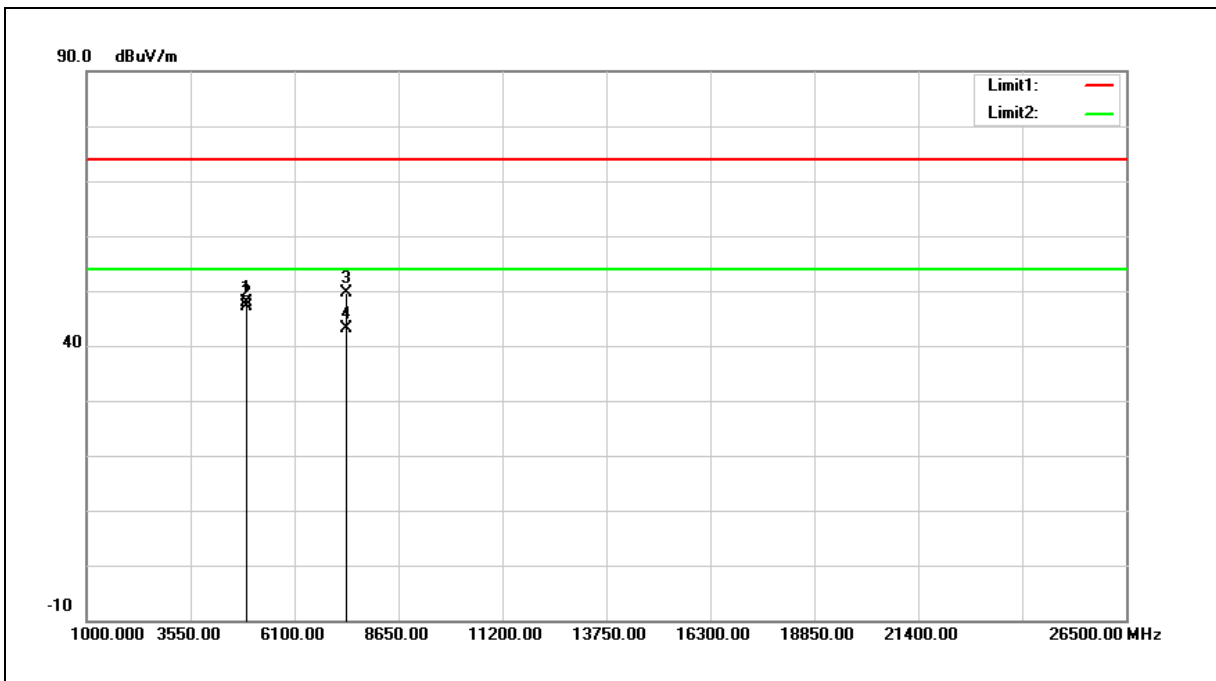


No.	Frequency (MHz)	Reading (dBuV)	Correct Factor (dB/m)	Result (dBuV/m)	Limit (dBuV/m)	Margin (dB)	Remark
1	4924.000	45.12	6.15	51.27	74.00	-22.73	peak
2	4924.000	44.51	6.15	50.66	54.00	-3.34	AVG
3	7386.000	40.00	12.55	52.55	74.00	-21.45	peak
4	7386.000	35.72	12.55	48.27	54.00	-5.73	AVG

- Note:1.Result (dBuV/m) = Correct Factor (dB/m) + Reading(dBuV).
 2.Correction factor (dB/m) = Antenna Factor (dB/m) + Cable loss (dB) – Pre-Amplifier gain (dB).
 3. When the peak results are less than average limit, so not need to evaluate the average.



Standard:	FCC Part 15.247	Test Distance:	3 m
Test item:	Harmonic	Power:	AC 24 V
Frequency:	2462 MHz	Temp.(°C)/Hum.(%RH):	26(°C)/60 %RH
Mode:	Mode 2		
Ant.Polar.:	Vertical		

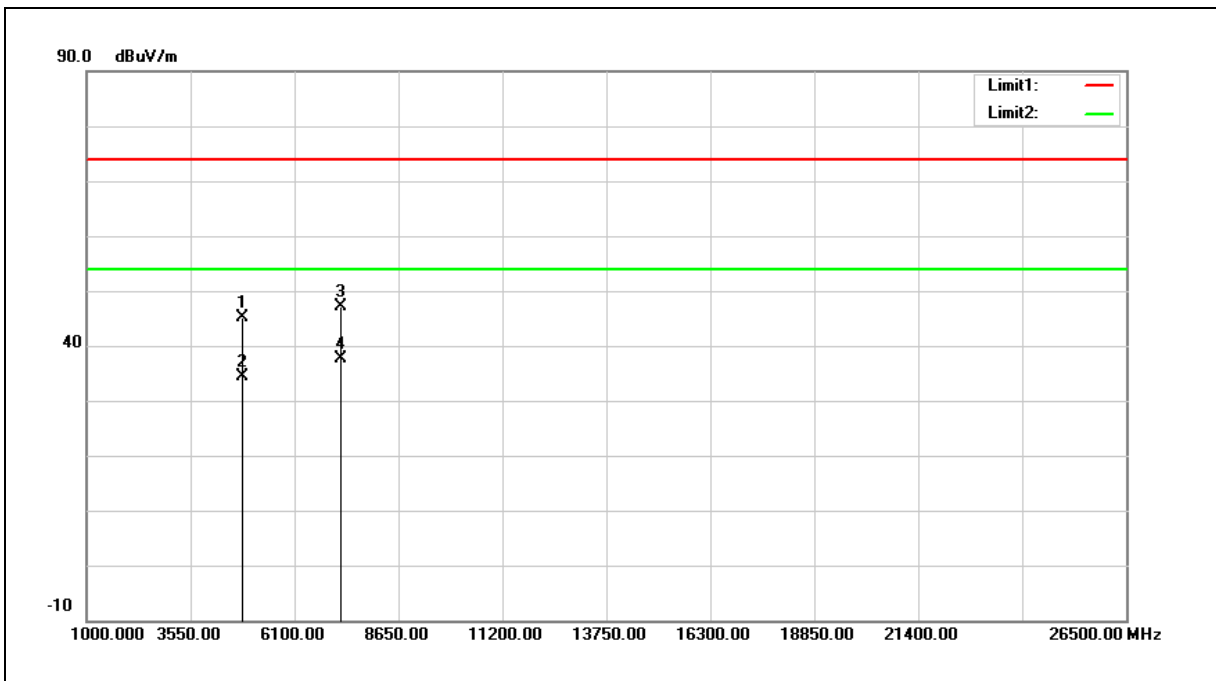


No.	Frequency (MHz)	Reading (dBuV)	Correct Factor (dB/m)	Result (dBuV/m)	Limit (dBuV/m)	Margin (dB)	Remark
1	4924.000	41.69	6.15	47.84	74.00	-26.16	peak
2	4924.000	40.99	6.15	47.14	54.00	-6.86	AVG
3	7386.000	36.98	12.55	49.53	74.00	-24.47	peak
4	7386.000	30.65	12.55	43.20	54.00	-10.80	AVG

- Note:1.Result (dBuV/m) = Correct Factor (dB/m) + Reading(dBuV).
 2.Correction factor (dB/m) = Antenna Factor (dB/m) + Cable loss (dB) – Pre-Amplifier gain (dB).
 3. When the peak results are less than average limit, so not need to evaluate the average.



Standard:	FCC Part 15.247	Test Distance:	3 m
Test item:	Harmonic	Power:	AC 24 V
Frequency:	2412 MHz	Temp.(°C)/Hum.(%RH):	26(°C)/60 %RH
Mode:	Mode 3		
Ant.Polar.:	Horizontal		

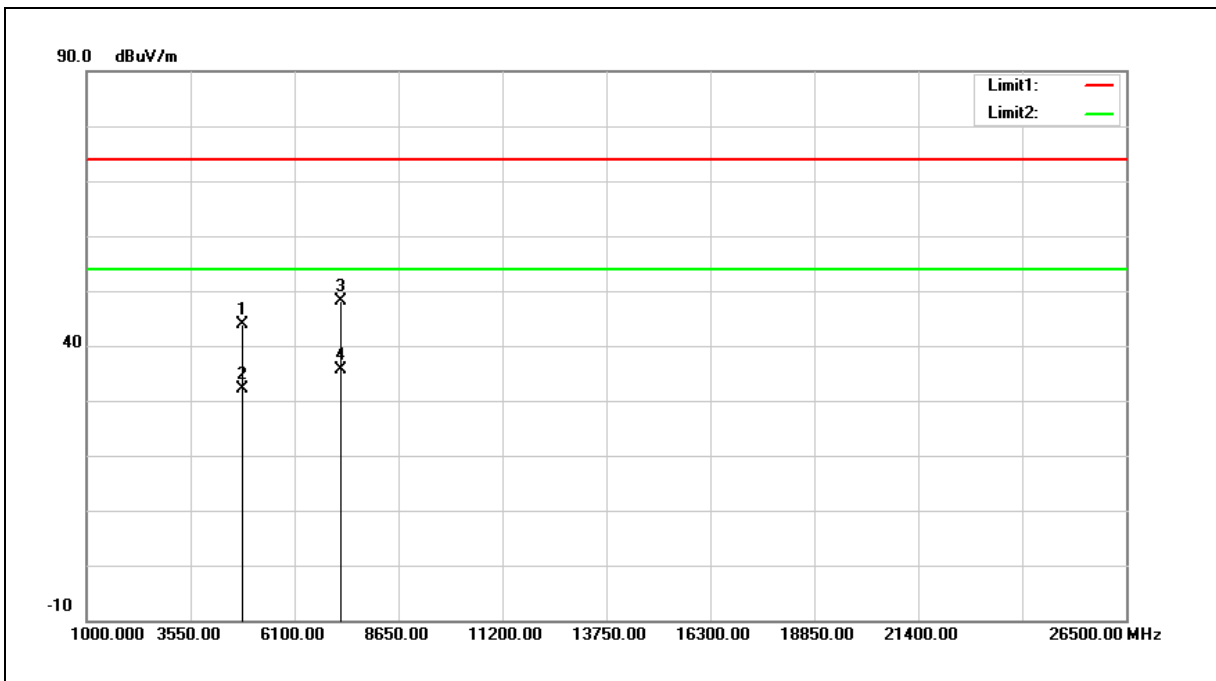


No.	Frequency (MHz)	Reading (dBuV)	Correct Factor (dB/m)	Result (dBuV/m)	Limit (dBuV/m)	Margin (dB)	Remark
1	4824.000	39.20	5.93	45.13	74.00	-28.87	peak
2	4824.000	28.53	5.93	34.46	54.00	-19.54	AVG
3	7236.000	34.91	12.23	47.14	74.00	-26.86	peak
4	7236.000	25.34	12.23	37.57	54.00	-16.43	AVG

- Note:1.Result (dBuV/m) = Correct Factor (dB/m) + Reading(dBuV).
 2.Correction factor (dB/m) = Antenna Factor (dB/m) + Cable loss (dB) – Pre-Amplifier gain (dB).
 3. When the peak results are less than average limit, so not need to evaluate the average.



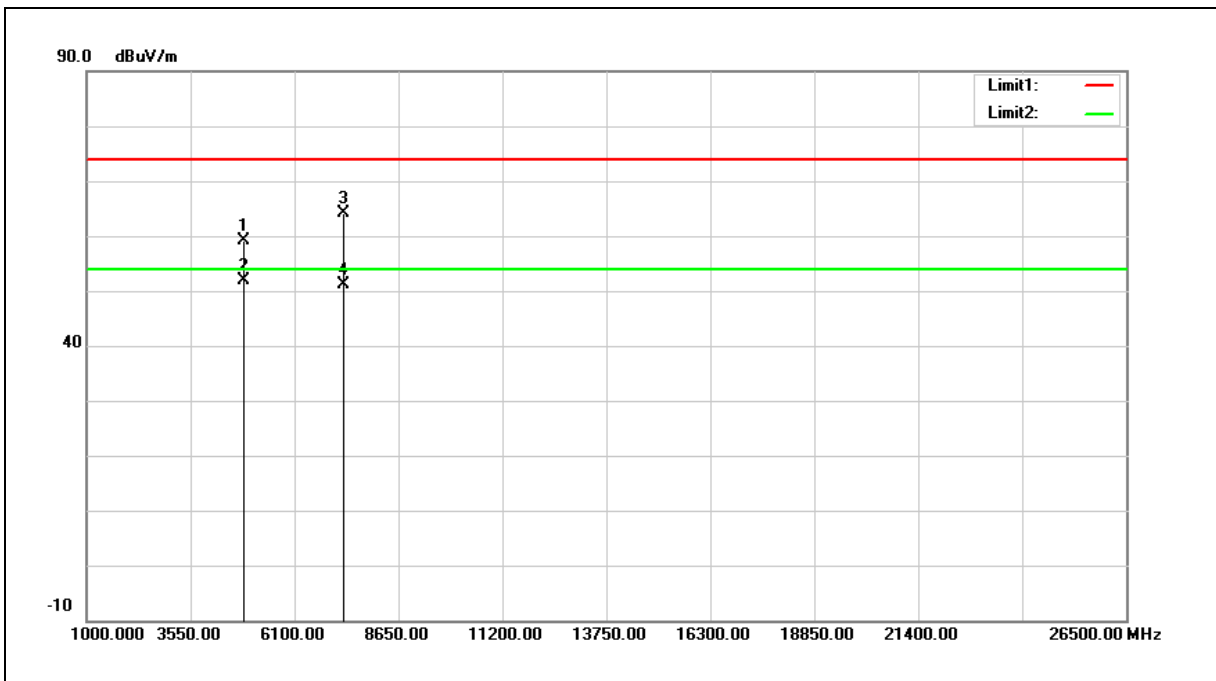
Standard:	FCC Part 15.247	Test Distance:	3 m
Test item:	Harmonic	Power:	AC 24 V
Frequency:	2412 MHz	Temp.(°C)/Hum.(%RH):	26(°C)/60 %RH
Mode:	Mode 3		
Ant.Polar.:	Vertical		



No.	Frequency (MHz)	Reading (dBuV)	Correct Factor (dB/m)	Result (dBuV/m)	Limit (dBuV/m)	Margin (dB)	Remark
1	4824.000	37.95	5.93	43.88	74.00	-30.12	peak
2	4824.000	26.12	5.93	32.05	54.00	-21.95	AVG
3	7236.000	35.92	12.23	48.15	74.00	-25.85	peak
4	7236.000	23.34	12.23	35.57	54.00	-18.43	AVG

- Note:1.Result (dBuV/m) = Correct Factor (dB/m) + Reading(dBuV).
 2.Correction factor (dB/m) = Antenna Factor (dB/m) + Cable loss (dB) – Pre-Amplifier gain (dB).
 3. When the peak results are less than average limit, so not need to evaluate the average.

Standard:	FCC Part 15.247	Test Distance:	3 m
Test item:	Harmonic	Power:	AC 24 V
Frequency:	2437 MHz	Temp.(°C)/Hum.(%RH):	26(°C)/60 %RH
Mode:	Mode 3		
Ant.Polar.:	Horizontal		

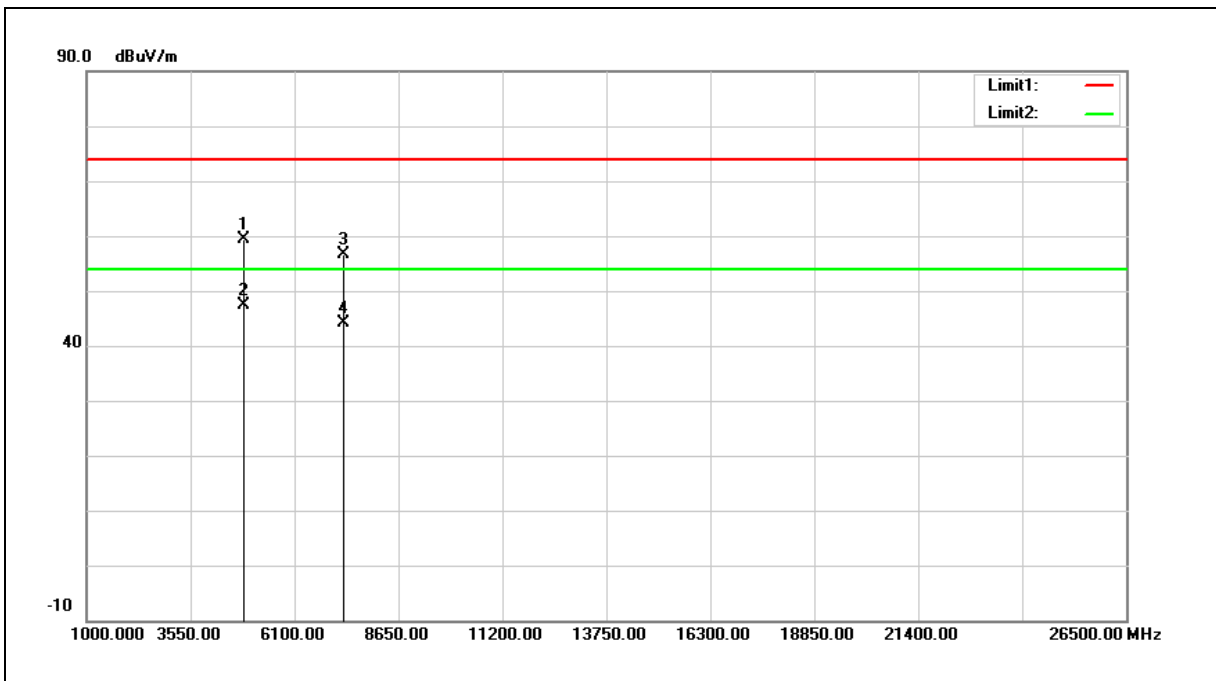


No.	Frequency (MHz)	Reading (dBuV)	Correct Factor (dB/m)	Result (dBuV/m)	Limit (dBuV/m)	Margin (dB)	Remark
1	4874.000	53.12	6.04	59.16	74.00	-14.84	peak
2	4874.000	45.87	6.04	51.91	54.00	-2.09	AVG
3	7311.000	51.77	12.38	64.15	74.00	-9.85	peak
4	7311.000	38.78	12.38	51.16	54.00	-2.84	AVG

- Note:1.Result (dBuV/m) = Correct Factor (dB/m) + Reading(dBuV).
 2.Correction factor (dB/m) = Antenna Factor (dB/m) + Cable loss (dB) – Pre-Amplifier gain (dB).
 3. When the peak results are less than average limit, so not need to evaluate the average.



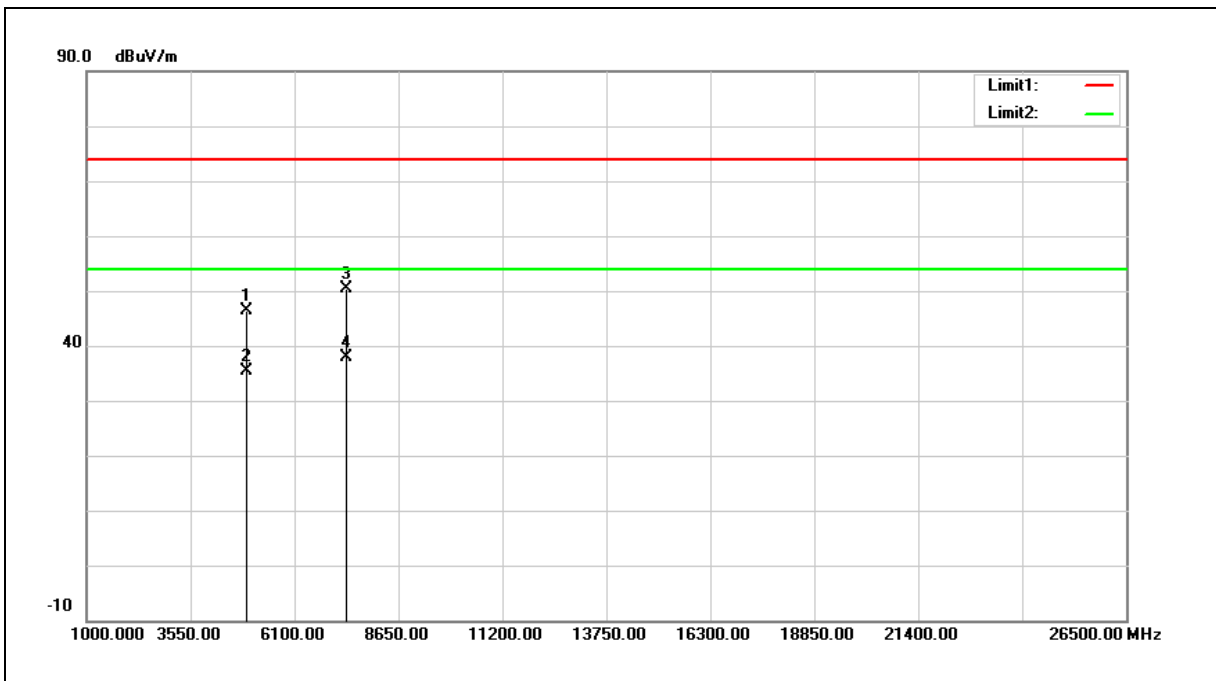
Standard:	FCC Part 15.247	Test Distance:	3 m
Test item:	Harmonic	Power:	AC 24 V
Frequency:	2437 MHz	Temp.(°C)/Hum.(%RH):	26(°C)/60 %RH
Mode:	Mode 3		
Ant.Polar.:	Vertical		



No.	Frequency (MHz)	Reading (dBuV)	Correct Factor (dB/m)	Result (dBuV/m)	Limit (dBuV/m)	Margin (dB)	Remark
1	4874.000	53.34	6.04	59.38	74.00	-14.62	peak
2	4874.000	41.40	6.04	47.44	54.00	-6.56	AVG
3	7311.000	44.20	12.38	56.58	74.00	-17.42	peak
4	7311.000	31.82	12.38	44.20	54.00	-9.80	AVG

- Note:1.Result (dBuV/m) = Correct Factor (dB/m) + Reading(dBuV).
 2.Correction factor (dB/m) = Antenna Factor (dB/m) + Cable loss (dB) – Pre-Amplifier gain (dB).
 3. When the peak results are less than average limit, so not need to evaluate the average.

Standard:	FCC Part 15.247	Test Distance:	3 m
Test item:	Harmonic	Power:	AC 24 V
Frequency:	2462 MHz	Temp.(°C)/Hum.(%RH):	26(°C)/60 %RH
Mode:	Mode 3		
Ant.Polar.:	Horizontal		



No.	Frequency (MHz)	Reading (dBuV)	Correct Factor (dB/m)	Result (dBuV/m)	Limit (dBuV/m)	Margin (dB)	Remark
1	4924.000	40.21	6.15	46.36	74.00	-27.64	peak
2	4924.000	29.18	6.15	35.33	54.00	-18.67	AVG
3	7386.000	37.92	12.55	50.47	74.00	-23.53	peak
4	7386.000	25.28	12.55	37.83	54.00	-16.17	AVG

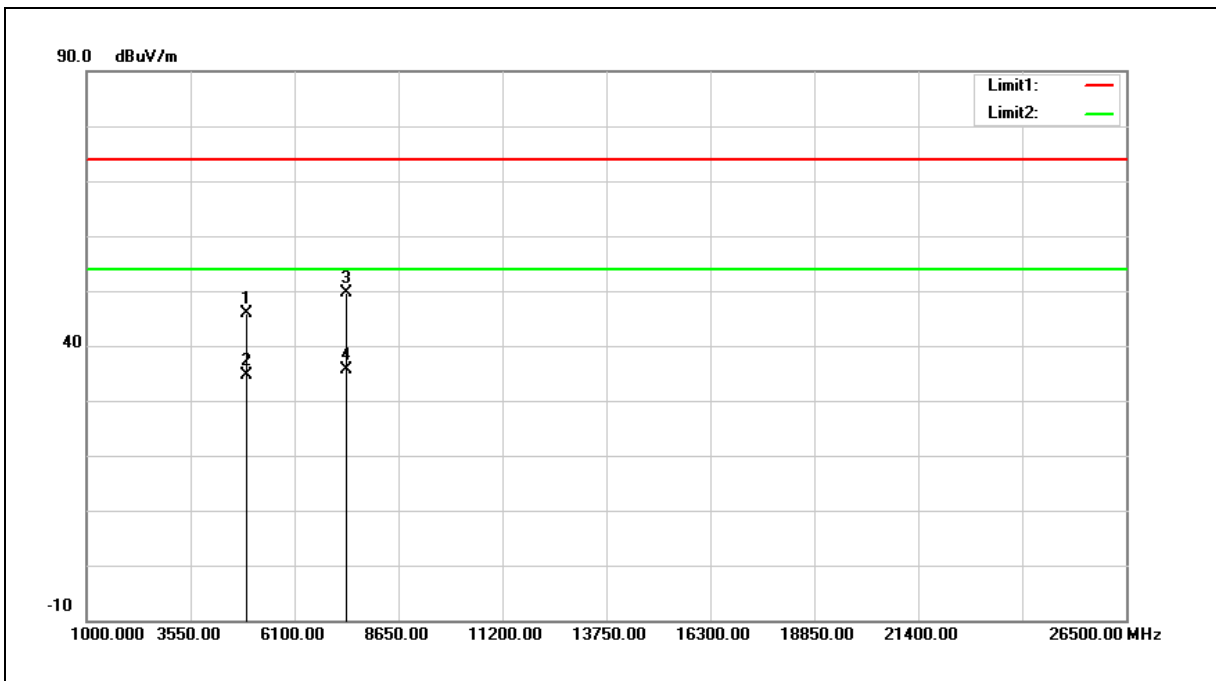
Note:1.Result (dBuV/m) = Correct Factor (dB/m) + Reading(dBuV).

2.Correction factor (dB/m) = Antenna Factor (dB/m) + Cable loss (dB) – Pre-Amplifier gain (dB).

3. When the peak results are less than average limit, so not need to evaluate the average.



Standard:	FCC Part 15.247	Test Distance:	3 m
Test item:	Harmonic	Power:	AC 24 V
Frequency:	2462 MHz	Temp.(°C)/Hum.(%RH):	26(°C)/60 %RH
Mode:	Mode 3		
Ant.Polar.:	Vertical		

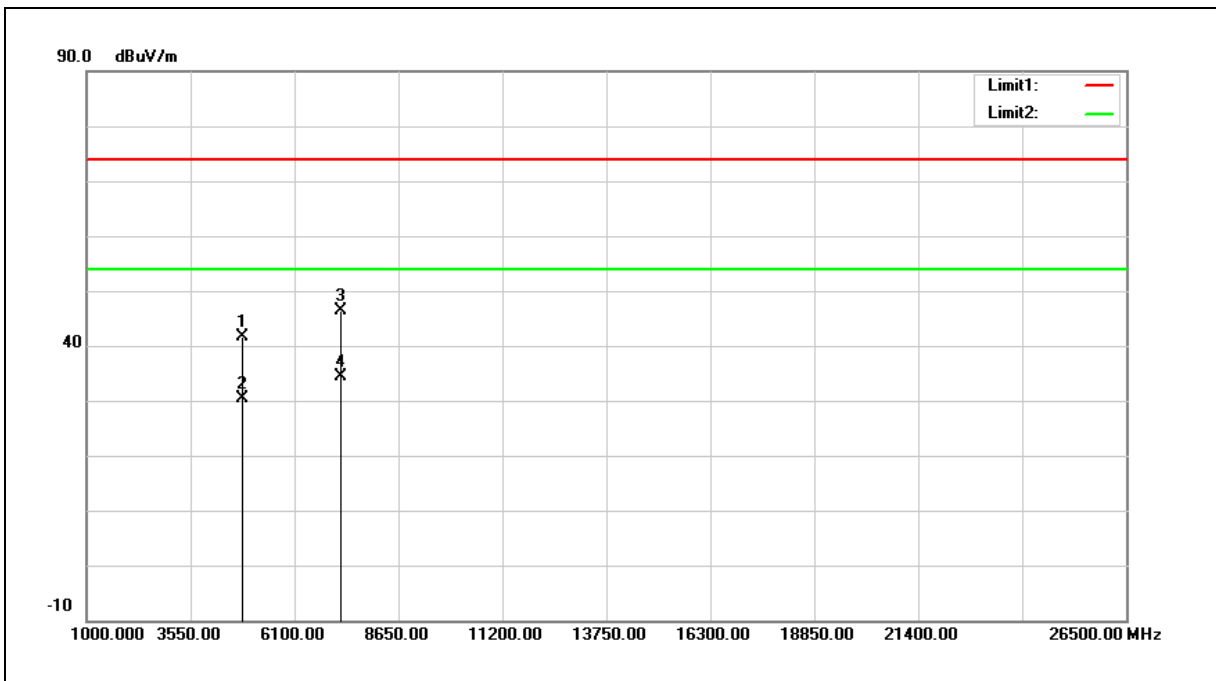


No.	Frequency (MHz)	Reading (dBuV)	Correct Factor (dB/m)	Result (dBuV/m)	Limit (dBuV/m)	Margin (dB)	Remark
1	4924.000	39.65	6.15	45.80	74.00	-28.20	peak
2	4924.000	28.39	6.15	34.54	54.00	-19.46	AVG
3	7386.000	37.17	12.55	49.72	74.00	-24.28	peak
4	7386.000	23.20	12.55	35.75	54.00	-18.25	AVG

- Note:1.Result (dBuV/m) = Correct Factor (dB/m) + Reading(dBuV).
 2.Correction factor (dB/m) = Antenna Factor (dB/m) + Cable loss (dB) – Pre-Amplifier gain (dB).
 3. When the peak results are less than average limit, so not need to evaluate the average.



Standard:	FCC Part 15.247	Test Distance:	3 m
Test item:	Harmonic	Power:	AC 24 V
Frequency:	2412 MHz	Temp.(°C)/Hum.(%RH):	26(°C)/60 %RH
Mode:	Mode 4		
Ant.Polar.:	Horizontal		

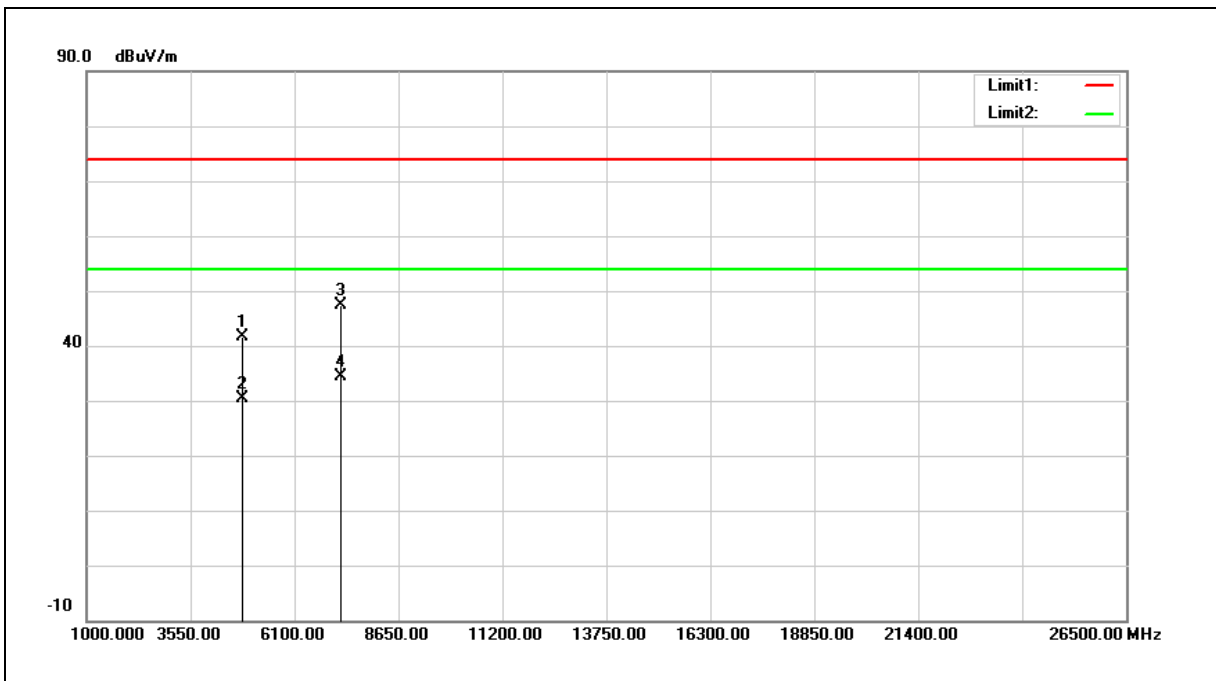


No.	Frequency (MHz)	Reading (dBuV)	Correct Factor (dB/m)	Result (dBuV/m)	Limit (dBuV/m)	Margin (dB)	Remark
1	4824.000	35.67	5.93	41.60	74.00	-32.40	peak
2	4824.000	24.40	5.93	30.33	54.00	-23.67	AVG
3	7236.000	34.23	12.23	46.46	74.00	-27.54	peak
4	7236.000	22.03	12.23	34.26	54.00	-19.74	AVG

- Note:1.Result (dBuV/m) = Correct Factor (dB/m) + Reading(dBuV).
 2.Correction factor (dB/m) = Antenna Factor (dB/m) + Cable loss (dB) – Pre-Amplifier gain (dB).
 3. When the peak results are less than average limit, so not need to evaluate the average.



Standard:	FCC Part 15.247	Test Distance:	3 m
Test item:	Harmonic	Power:	AC 24 V
Frequency:	2412 MHz	Temp.(°C)/Hum.(%RH):	26(°C)/60 %RH
Mode:	Mode 4		
Ant.Polar.:	Vertical		

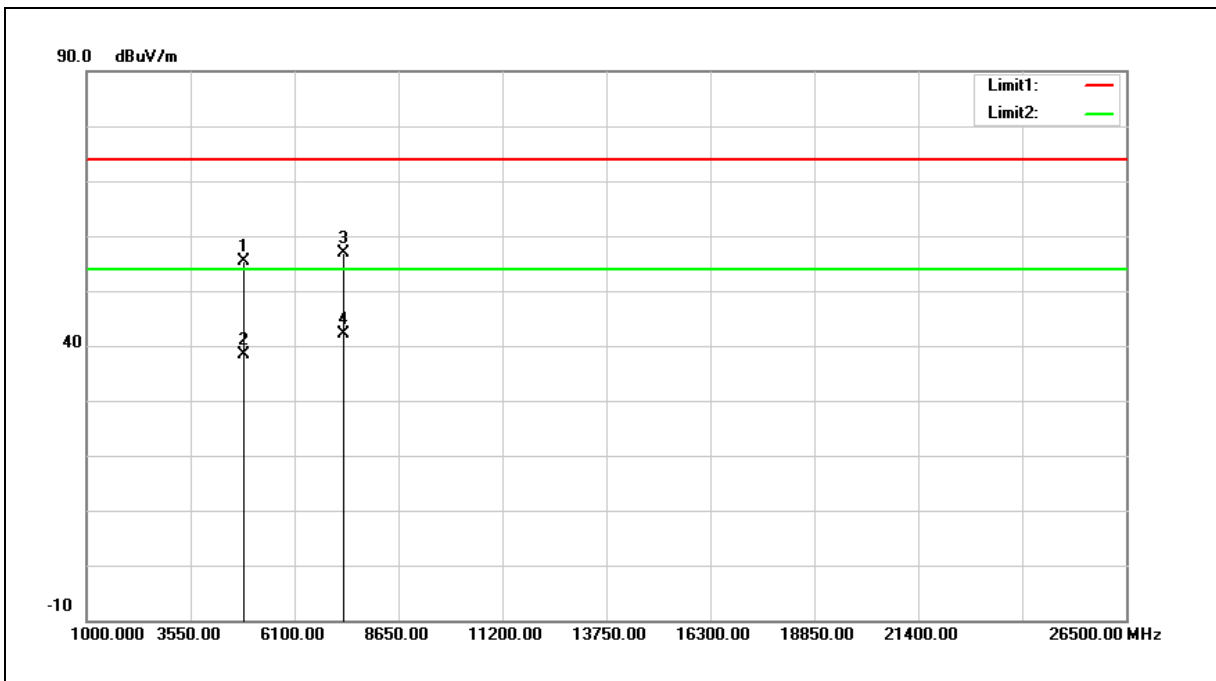


No.	Frequency (MHz)	Reading (dBuV)	Correct Factor (dB/m)	Result (dBuV/m)	Limit (dBuV/m)	Margin (dB)	Remark
1	4824.000	35.66	5.93	41.59	74.00	-32.41	peak
2	4824.000	24.35	5.93	30.28	54.00	-23.72	AVG
3	7236.000	35.22	12.23	47.45	74.00	-26.55	peak
4	7236.000	22.10	12.23	34.33	54.00	-19.67	AVG

- Note:1.Result (dBuV/m) = Correct Factor (dB/m) + Reading(dBuV).
 2.Correction factor (dB/m) = Antenna Factor (dB/m) + Cable loss (dB) – Pre-Amplifier gain (dB).
 3. When the peak results are less than average limit, so not need to evaluate the average.



Standard:	FCC Part 15.247	Test Distance:	3 m
Test item:	Harmonic	Power:	AC 24 V
Frequency:	2437 MHz	Temp.(°C)/Hum.(%RH):	26(°C)/60 %RH
Mode:	Mode 4		
Ant.Polar.:	Horizontal		



No.	Frequency (MHz)	Reading (dBuV)	Correct Factor (dB/m)	Result (dBuV/m)	Limit (dBuV/m)	Margin (dB)	Remark
1	4874.000	49.25	6.04	55.29	74.00	-18.71	peak
2	4874.000	32.40	6.04	38.44	54.00	-15.56	AVG
3	7311.000	44.55	12.38	56.93	74.00	-17.07	peak
4	7311.000	29.77	12.38	42.15	54.00	-11.85	AVG

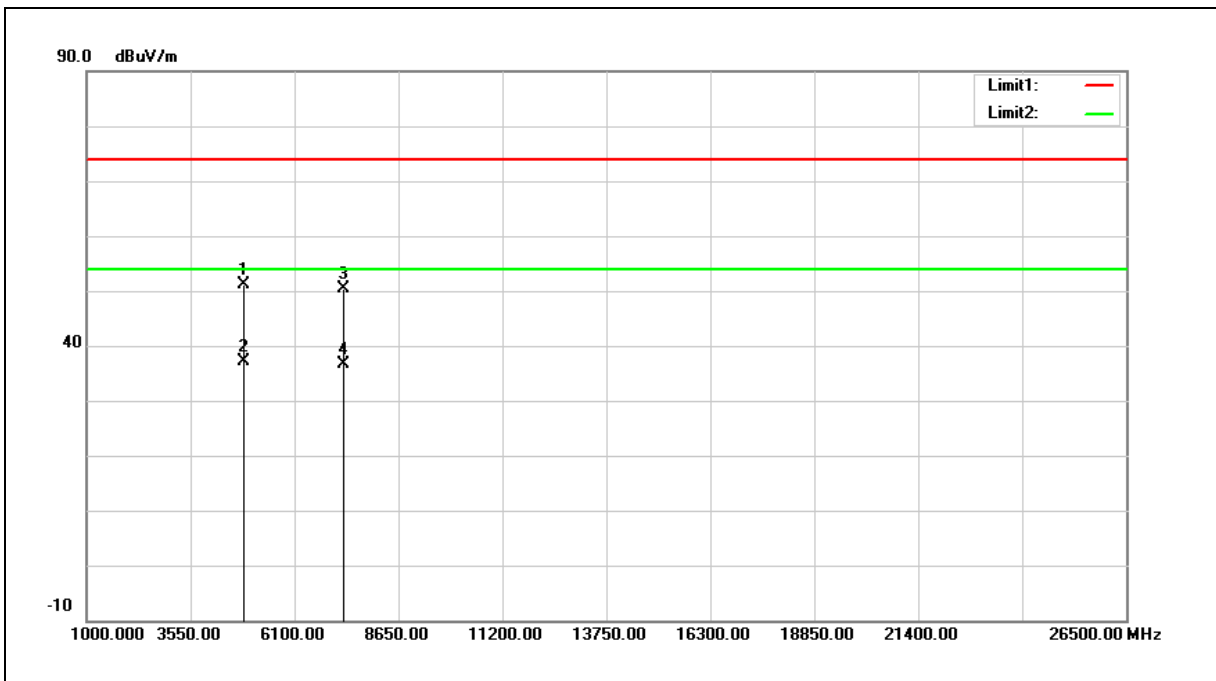
Note:1.Result (dBuV/m) = Correct Factor (dB/m) + Reading(dBuV).

2.Correction factor (dB/m) = Antenna Factor (dB/m) + Cable loss (dB) – Pre-Amplifier gain (dB).

3. When the peak results are less than average limit, so not need to evaluate the average.



Standard:	FCC Part 15.247	Test Distance:	3 m
Test item:	Harmonic	Power:	AC 24 V
Frequency:	2437 MHz	Temp.(°C)/Hum.(%RH):	26(°C)/60 %RH
Mode:	Mode 4		
Ant.Polar.:	Vertical		

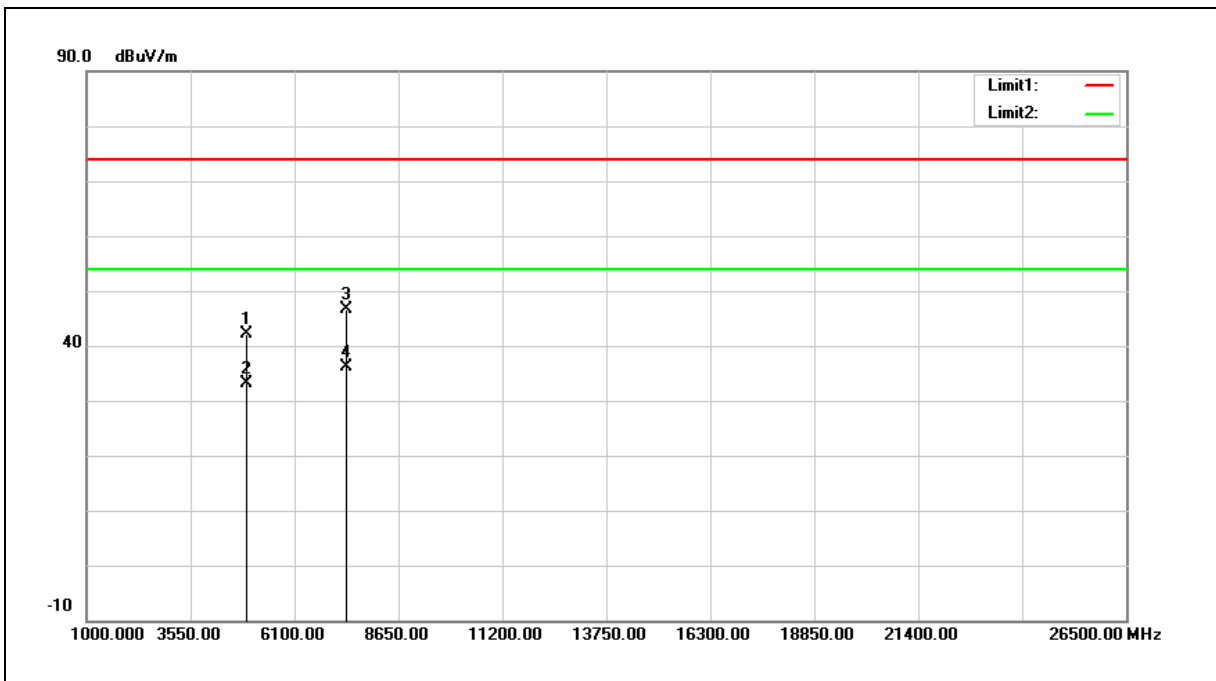


No.	Frequency (MHz)	Reading (dBuV)	Correct Factor (dB/m)	Result (dBuV/m)	Limit (dBuV/m)	Margin (dB)	Remark
1	4874.000	45.03	6.04	51.07	74.00	-22.93	peak
2	4874.000	30.98	6.04	37.02	54.00	-16.98	AVG
3	7311.000	38.10	12.38	50.48	74.00	-23.52	peak
4	7311.000	24.22	12.38	36.60	54.00	-17.40	AVG

- Note:1.Result (dBuV/m) = Correct Factor (dB/m) + Reading(dBuV).
 2.Correction factor (dB/m) = Antenna Factor (dB/m) + Cable loss (dB) – Pre-Amplifier gain (dB).
 3. When the peak results are less than average limit, so not need to evaluate the average.



Standard:	FCC Part 15.247	Test Distance:	3 m
Test item:	Harmonic	Power:	AC 24 V
Frequency:	2462 MHz	Temp.(°C)/Hum.(%RH):	26(°C)/60 %RH
Mode:	Mode 4		
Ant.Polar.:	Horizontal		

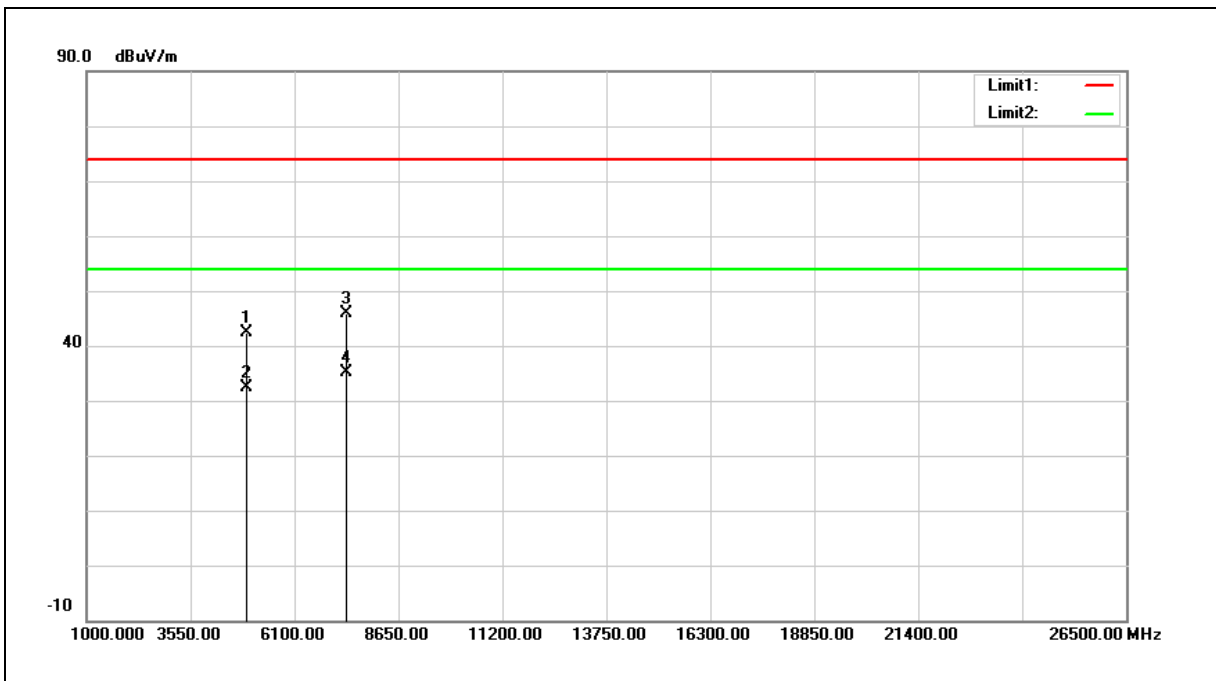


No.	Frequency (MHz)	Reading (dBuV)	Correct Factor (dB/m)	Result (dBuV/m)	Limit (dBuV/m)	Margin (dB)	Remark
1	4924.000	35.89	6.15	42.04	74.00	-31.96	peak
2	4924.000	27.02	6.15	33.17	54.00	-20.83	AVG
3	7386.000	33.98	12.55	46.53	74.00	-27.47	peak
4	7386.000	23.65	12.55	36.20	54.00	-17.80	AVG

- Note:1.Result (dBuV/m) = Correct Factor (dB/m) + Reading(dBuV).
 2.Correction factor (dB/m) = Antenna Factor (dB/m) + Cable loss (dB) – Pre-Amplifier gain (dB).
 3. When the peak results are less than average limit, so not need to evaluate the average.



Standard:	FCC Part 15.247	Test Distance:	3 m
Test item:	Harmonic	Power:	AC 24 V
Frequency:	2462 MHz	Temp.(°C)/Hum.(%RH):	26(°C)/60 %RH
Mode:	Mode 4		
Ant.Polar.:	Vertical		



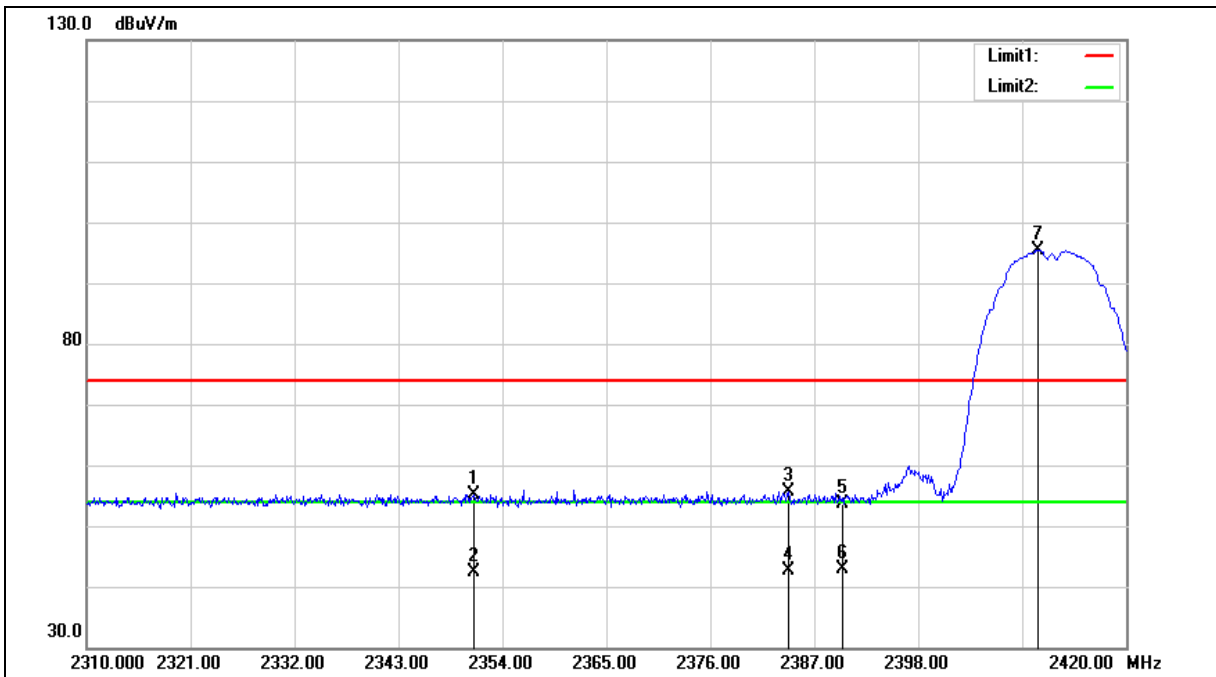
No.	Frequency (MHz)	Reading (dBuV)	Correct Factor (dB/m)	Result (dBuV/m)	Limit (dBuV/m)	Margin (dB)	Remark
1	4924.000	36.15	6.15	42.30	74.00	-31.70	peak
2	4924.000	26.32	6.15	32.47	54.00	-21.53	AVG
3	7386.000	33.40	12.55	45.95	74.00	-28.05	peak
4	7386.000	22.52	12.55	35.07	54.00	-18.93	AVG

- Note:1.Result (dBuV/m) = Correct Factor (dB/m) + Reading(dBuV).
 2.Correction factor (dB/m) = Antenna Factor (dB/m) + Cable loss (dB) – Pre-Amplifier gain (dB).
 3. When the peak results are less than average limit, so not need to evaluate the average.



Band Edge

Standard:	FCC Part 15.247	Test Distance:	3 m
Test item:	Band edge	Power:	AC 24 V
Frequency:	2412 MHz	Temp.(°C)/Hum.(%RH):	26(°C)/60 %RH
Mode:	Mode 2		
Ant.Polar.:	Horizontal		





Standard:	FCC Part 15.247	Test Distance:	3 m
Test item:	Band edge	Power:	AC 24 V
Frequency:	2412 MHz	Temp.(°C)/Hum.(%RH):	26(°C)/60 %RH
Mode:	Mode 2		
Ant.Polar.:	Horizontal		

No.	Frequency (MHz)	Reading (dBuV)	Correct Factor (dB/m)	Result (dBuV/m)	Limit (dBuV/m)	Margin (dB)	Remark
1	2350.920	56.45	-1.21	55.24	74.00	-18.76	peak
2	2350.920	43.53	-1.21	42.32	54.00	-11.68	AVG
3	2384.250	56.73	-1.06	55.67	74.00	-18.33	peak
4	2384.250	43.61	-1.06	42.55	54.00	-11.45	AVG
5	2390.000	54.64	-1.03	53.61	74.00	-20.39	peak
6	2390.000	43.80	-1.03	42.77	54.00	-11.23	AVG
7	2410.650	96.34	-0.94	95.40	---	---	peak

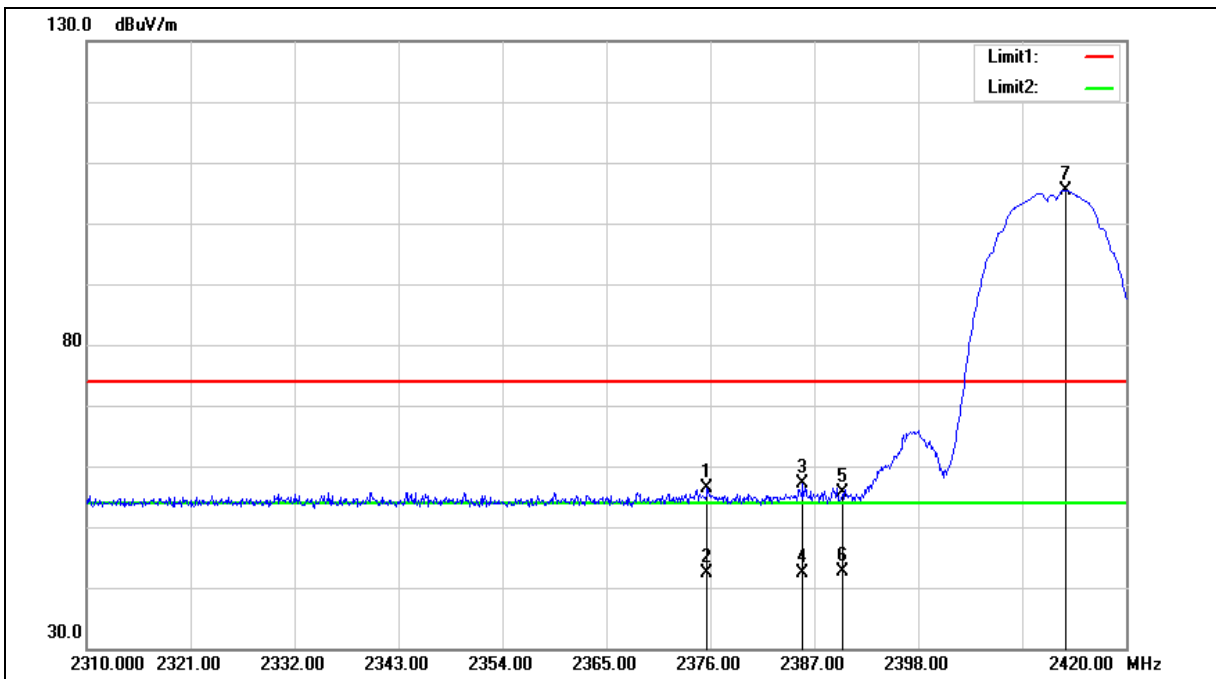
Note:1.Result (dBuV/m) = Correct Factor (dB/m) + Reading(dBuV).

2.Correction factor (dB/m) = Antenna Factor (dB/m) + Cable loss (dB) – Pre-Amplifier gain (dB).

3. When the peak results are less than average limit, so not need to evaluate the average.



Standard:	FCC Part 15.247	Test Distance:	3 m
Test item:	Band edge	Power:	AC 24 V
Frequency:	2412 MHz	Temp.(°C)/Hum.(%RH):	26(°C)/60 %RH
Mode:	Mode 2		
Ant.Polar.:	Vertical		





Standard:	FCC Part 15.247	Test Distance:	3 m
Test item:	Band edge	Power:	AC 24 V
Frequency:	2412 MHz	Temp.(°C)/Hum.(%RH):	26(°C)/60 %RH
Mode:	Mode 2		
Ant.Polar.:	Vertical		

No.	Frequency (MHz)	Reading (dBuV)	Correct Factor (dB/m)	Result (dBuV/m)	Limit (dBuV/m)	Margin (dB)	Remark
1	2375.670	57.50	-1.10	56.40	74.00	-17.60	peak
2	2375.670	43.49	-1.10	42.39	54.00	-11.61	AVG
3	2385.790	58.25	-1.06	57.19	74.00	-16.81	peak
4	2385.790	43.49	-1.06	42.43	54.00	-11.57	AVG
5	2390.000	56.57	-1.03	55.54	74.00	-18.46	peak
6	2390.000	43.69	-1.03	42.66	54.00	-11.34	AVG
7	2413.620	106.32	-0.92	105.40	---	---	peak

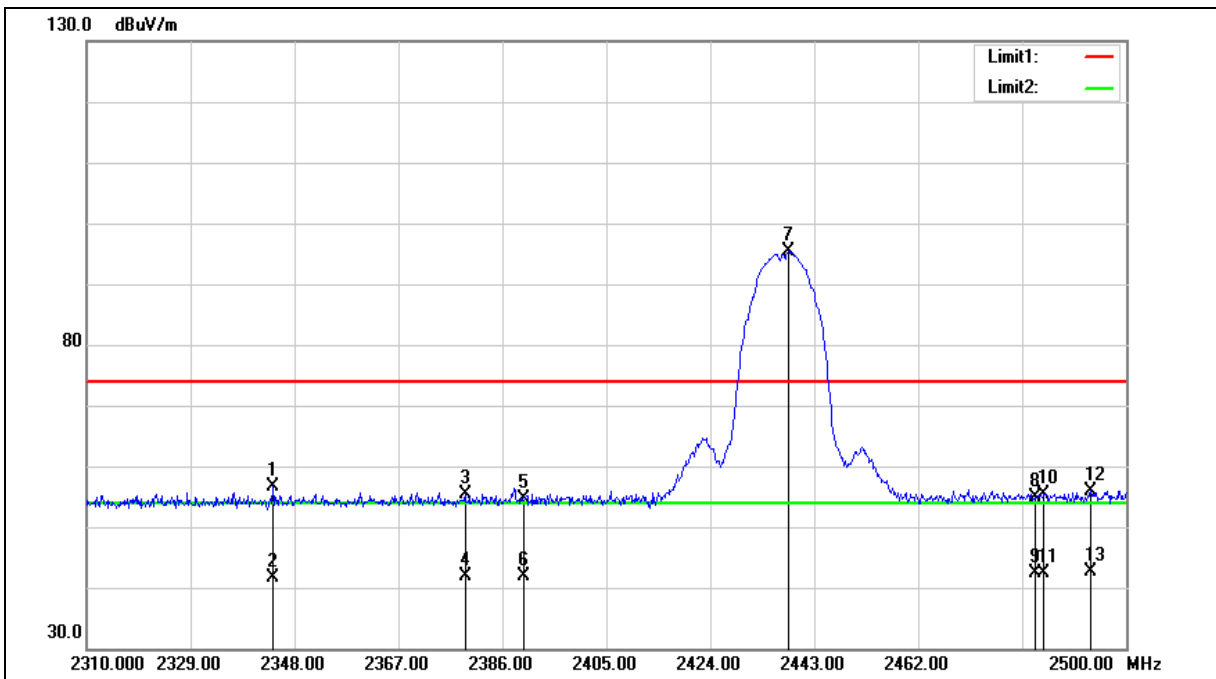
Note:1.Result (dBuV/m) = Correct Factor (dB/m) + Reading(dBuV).

2.Correction factor (dB/m) = Antenna Factor (dB/m) + Cable loss (dB) – Pre-Amplifier gain (dB).

3. When the peak results are less than average limit, so not need to evaluate the average.



Standard:	FCC Part 15.247	Test Distance:	3 m
Test item:	Band edge	Power:	AC 24 V
Frequency:	2437 MHz	Temp.(°C)/Hum.(%RH):	26(°C)/60 %RH
Mode:	Mode 2		
Ant.Polar.:	Horizontal		





Standard:	FCC Part 15.247	Test Distance:	3 m
Test item:	Band edge	Power:	AC 24 V
Frequency:	2437 MHz	Temp.(°C)/Hum.(%RH):	26(°C)/60 %RH
Mode:	Mode 2		
Ant.Polar.:	Horizontal		

No.	Frequency (MHz)	Reading (dBuV)	Correct Factor (dB/m)	Result (dBuV/m)	Limit (dBuV/m)	Margin (dB)	Remark
1	2344.010	57.84	-1.24	56.60	74.00	-17.40	peak
2	2344.010	42.94	-1.24	41.70	54.00	-12.30	AVG
3	2379.160	56.42	-1.09	55.33	74.00	-18.67	peak
4	2379.160	43.00	-1.09	41.91	54.00	-12.09	AVG
5	2390.000	55.61	-1.03	54.58	74.00	-19.42	peak
6	2390.000	42.79	-1.03	41.76	54.00	-12.24	AVG
7	2438.250	96.09	-0.81	95.28	---	---	peak
8	2483.500	55.49	-0.62	54.87	74.00	-19.13	peak
9	2483.500	43.00	-0.62	42.38	54.00	-11.62	AVG
10	2484.990	56.08	-0.61	55.47	74.00	-18.53	peak
11	2484.990	42.92	-0.61	42.31	54.00	-11.69	AVG
12	2493.540	56.50	-0.57	55.93	74.00	-18.07	peak
13	2493.540	43.12	-0.57	42.55	54.00	-11.45	AVG

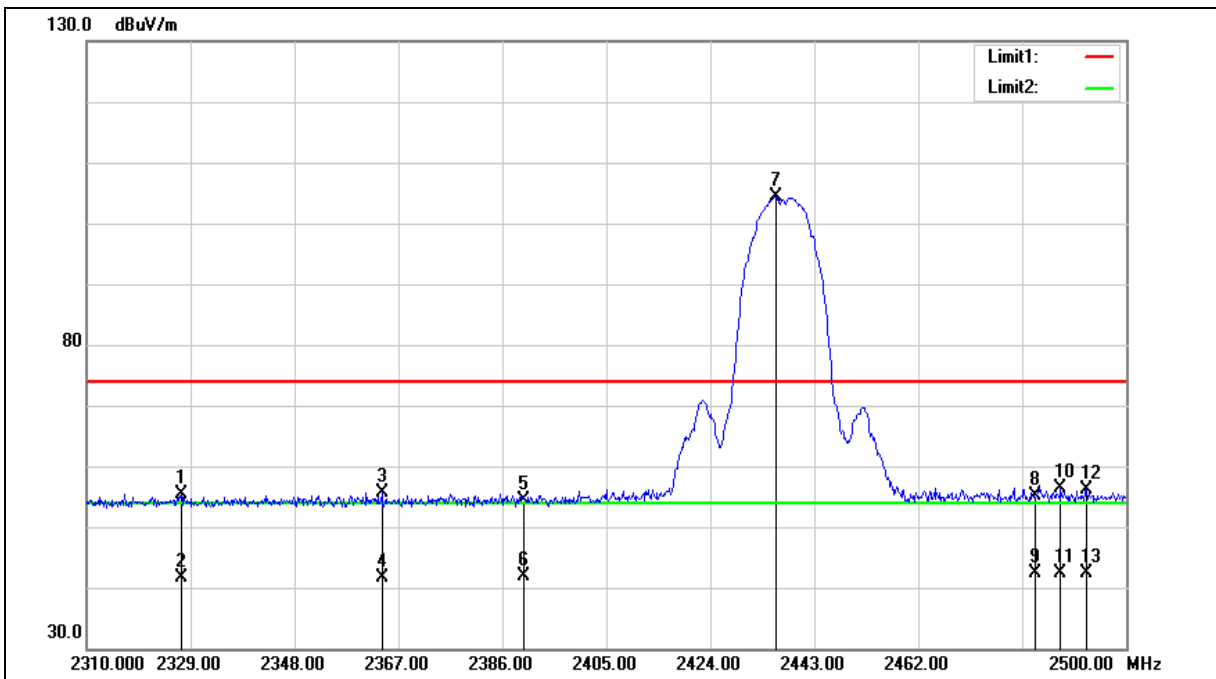
Note:1.Result (dBuV/m) = Correct Factor (dB/m) + Reading(dBuV).

2.Correction factor (dB/m) = Antenna Factor (dB/m) + Cable loss (dB) – Pre-Amplifier gain (dB).

3. When the peak results are less than average limit, so not need to evaluate the average.



Standard:	FCC Part 15.247	Test Distance:	3 m
Test item:	Band edge	Power:	AC 24 V
Frequency:	2437 MHz	Temp.(°C)/Hum.(%RH):	26(°C)/60 %RH
Mode:	Mode 2		
Ant.Polar.:	Vertical		





Standard:	FCC Part 15.247	Test Distance:	3 m
Test item:	Band edge	Power:	AC 24 V
Frequency:	2437 MHz	Temp.(°C)/Hum.(%RH):	26(°C)/60 %RH
Mode:	Mode 2		
Ant.Polar.:	Vertical		

No.	Frequency (MHz)	Reading (dBuV)	Correct Factor (dB/m)	Result (dBuV/m)	Limit (dBuV/m)	Margin (dB)	Remark
1	2327.290	56.75	-1.32	55.43	74.00	-18.57	peak
2	2327.290	42.85	-1.32	41.53	54.00	-12.47	AVG
3	2363.960	56.68	-1.14	55.54	74.00	-18.46	peak
4	2363.960	42.74	-1.14	41.60	54.00	-12.40	AVG
5	2390.000	55.47	-1.03	54.44	74.00	-19.56	peak
6	2390.000	42.81	-1.03	41.78	54.00	-12.22	AVG
7	2435.970	105.25	-0.83	104.42	---	---	peak
8	2483.500	55.71	-0.62	55.09	74.00	-18.91	peak
9	2483.500	43.07	-0.62	42.45	54.00	-11.55	AVG
10	2488.030	57.01	-0.59	56.42	74.00	-17.58	peak
11	2488.030	43.00	-0.59	42.41	54.00	-11.59	AVG
12	2492.780	56.76	-0.57	56.19	74.00	-17.81	peak
13	2492.780	42.92	-0.57	42.35	54.00	-11.65	AVG

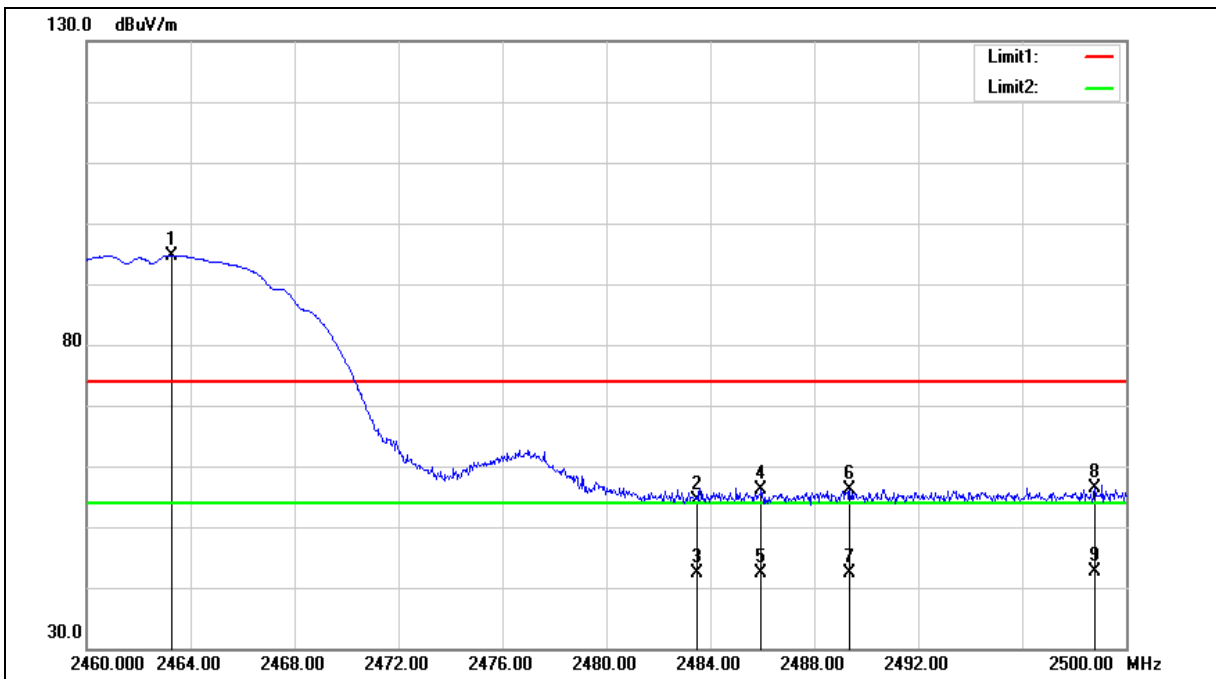
Note:1.Result (dBuV/m) = Correct Factor (dB/m) + Reading(dBuV).

2.Correction factor (dB/m) = Antenna Factor (dB/m) + Cable loss (dB) – Pre-Amplifier gain (dB).

3. When the peak results are less than average limit, so not need to evaluate the average.



Standard:	FCC Part 15.247	Test Distance:	3 m
Test item:	Band edge	Power:	AC 24 V
Frequency:	2462 MHz	Temp.(°C)/Hum.(%RH):	26(°C)/60 %RH
Mode:	Mode 2		
Ant.Polar.:	Horizontal		





Standard:	FCC Part 15.247	Test Distance:	3 m
Test item:	Band edge	Power:	AC 24 V
Frequency:	2462 MHz	Temp.(°C)/Hum.(%RH):	26(°C)/60 %RH
Mode:	Mode 2		
Ant.Polar.:	Horizontal		

No.	Frequency (MHz)	Reading (dBuV)	Correct Factor (dB/m)	Result (dBuV/m)	Limit (dBuV/m)	Margin (dB)	Remark
1	2463.280	95.45	-0.70	94.75	---	---	peak
2	2483.500	55.12	-0.62	54.50	74.00	-19.50	peak
3	2483.500	43.01	-0.62	42.39	54.00	-11.61	AVG
4	2485.960	56.84	-0.61	56.23	74.00	-17.77	peak
5	2485.960	43.03	-0.61	42.42	54.00	-11.58	AVG
6	2489.360	56.82	-0.59	56.23	74.00	-17.77	peak
7	2489.360	43.03	-0.59	42.44	54.00	-11.56	AVG
8	2498.800	56.97	-0.54	56.43	74.00	-17.57	peak
9	2498.800	43.08	-0.54	42.54	54.00	-11.46	AVG

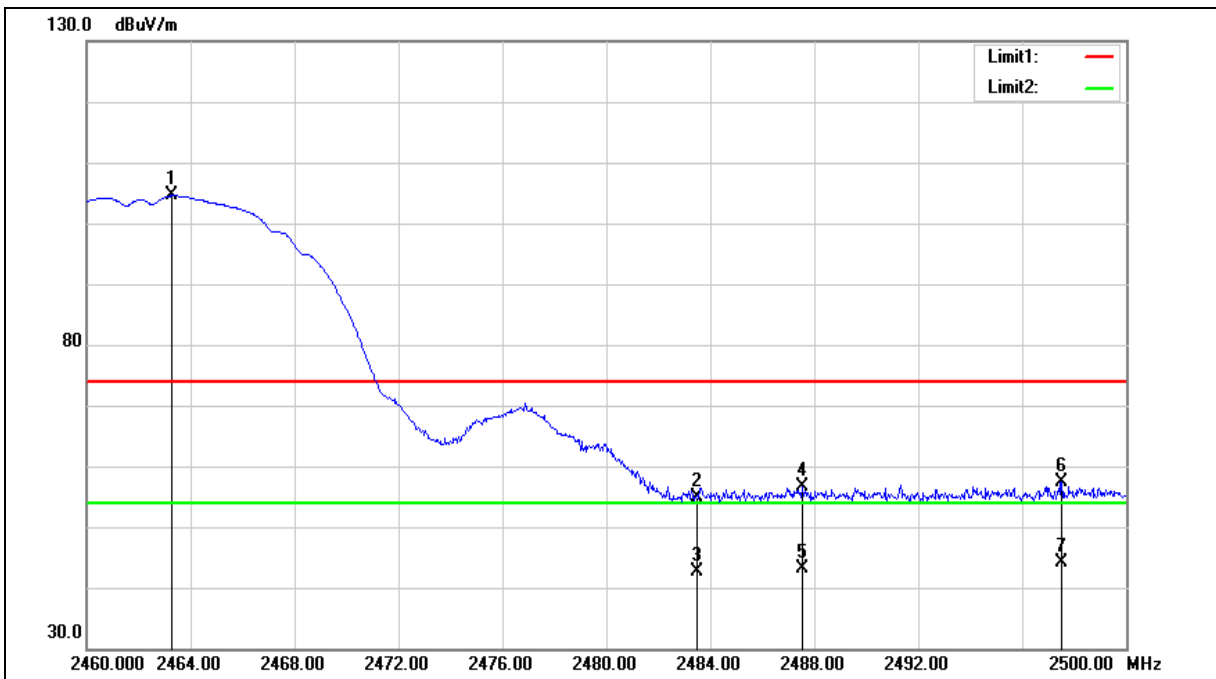
Note:1.Result (dBuV/m) = Correct Factor (dB/m) + Reading(dBuV).

2.Correction factor (dB/m) = Antenna Factor (dB/m) + Cable loss (dB) – Pre-Amplifier gain (dB).

3. When the peak results are less than average limit, so not need to evaluate the average.



Standard:	FCC Part 15.247	Test Distance:	3 m
Test item:	Band edge	Power:	AC 24 V
Frequency:	2462 MHz	Temp.(°C)/Hum.(%RH):	26(°C)/60 %RH
Mode:	Mode 2		
Ant.Polar.:	Vertical		





Standard:	FCC Part 15.247	Test Distance:	3 m
Test item:	Band edge	Power:	AC 24 V
Frequency:	2462 MHz	Temp.(°C)/Hum.(%RH):	26(°C)/60 %RH
Mode:	Mode 2		
Ant.Polar.:	Vertical		

No.	Frequency (MHz)	Reading (dBuV)	Correct Factor (dB/m)	Result (dBuV/m)	Limit (dBuV/m)	Margin (dB)	Remark
1	2463.280	105.22	-0.70	104.52	---	---	peak
2	2483.500	55.46	-0.62	54.84	74.00	-19.16	peak
3	2483.500	43.35	-0.62	42.73	54.00	-11.27	AVG
4	2487.520	57.12	-0.59	56.53	74.00	-17.47	peak
5	2487.520	43.83	-0.59	43.24	54.00	-10.76	AVG
6	2497.520	57.91	-0.55	57.36	74.00	-16.64	peak
7	2497.520	44.57	-0.55	44.02	54.00	-9.98	AVG

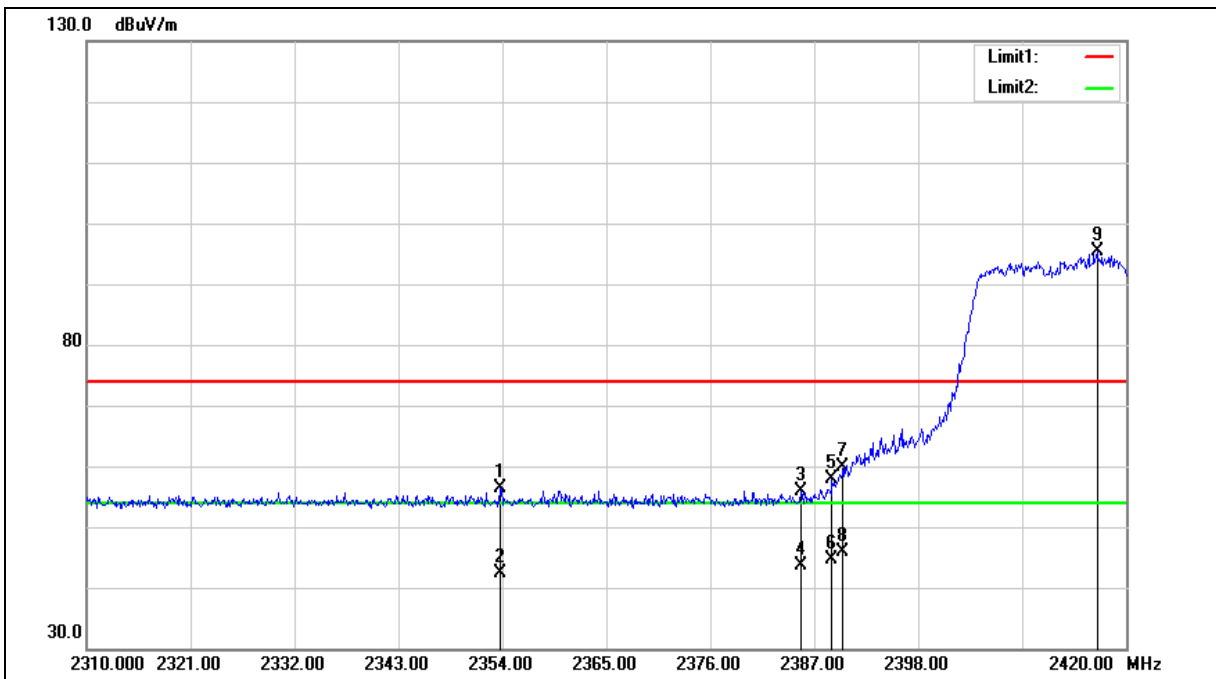
Note:1.Result (dBuV/m) = Correct Factor (dB/m) + Reading(dBuV).

2.Correction factor (dB/m) = Antenna Factor (dB/m) + Cable loss (dB) – Pre-Amplifier gain (dB).

3. When the peak results are less than average limit, so not need to evaluate the average.



Standard:	FCC Part 15.247	Test Distance:	3 m
Test item:	Band edge	Power:	AC 24 V
Frequency:	2412 MHz	Temp.(°C)/Hum.(%RH):	26(°C)/60 %RH
Mode:	Mode 3		
Ant.Polar.:	Horizontal		





Standard:	FCC Part 15.247	Test Distance:	3 m
Test item:	Band edge	Power:	AC 24 V
Frequency:	2412 MHz	Temp.(°C)/Hum.(%RH):	26(°C)/60 %RH
Mode:	Mode 3		
Ant.Polar.:	Horizontal		

No.	Frequency (MHz)	Reading (dBuV)	Correct Factor (dB/m)	Result (dBuV/m)	Limit (dBuV/m)	Margin (dB)	Remark
1	2353.780	57.49	-1.20	56.29	74.00	-17.71	peak
2	2353.780	43.50	-1.20	42.30	54.00	-11.70	AVG
3	2385.570	56.89	-1.06	55.83	74.00	-18.17	peak
4	2385.570	44.61	-1.06	43.55	54.00	-10.45	AVG
5	2388.870	59.03	-1.04	57.99	74.00	-16.01	peak
6	2388.870	45.71	-1.04	44.67	54.00	-9.33	AVG
7	2390.000	60.87	-1.03	59.84	74.00	-14.16	peak
8	2390.000	47.01	-1.03	45.98	54.00	-8.02	AVG
9	2416.920	96.18	-0.91	95.27	---	---	peak

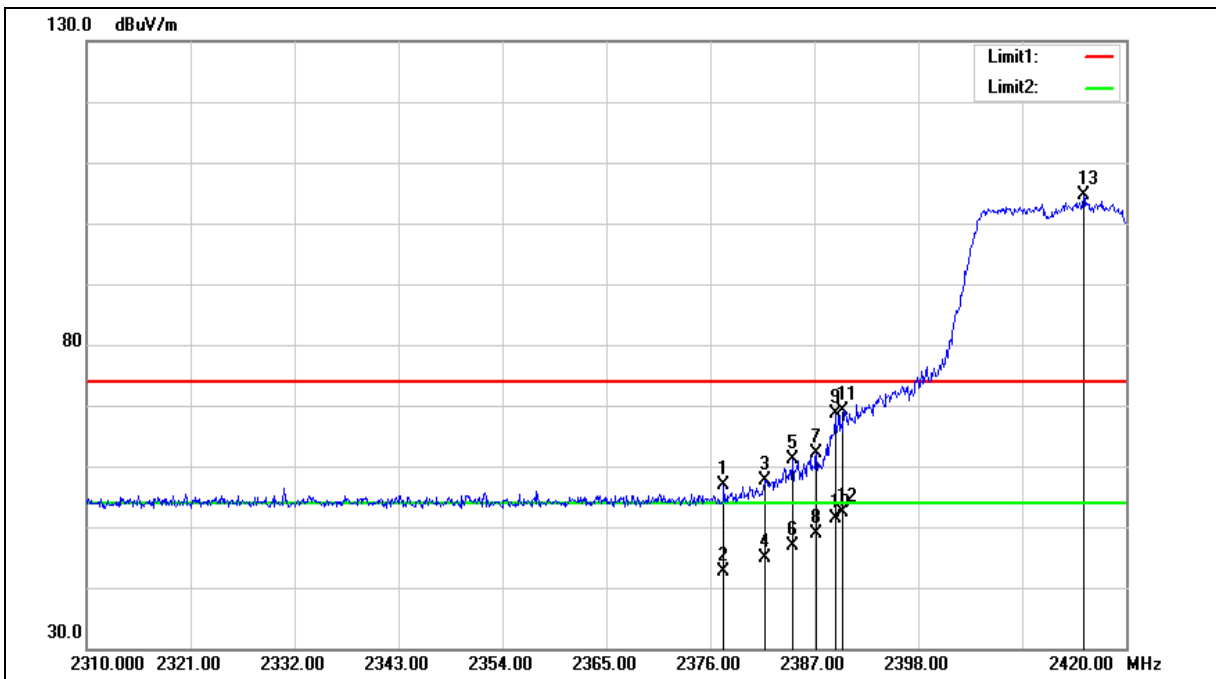
Note:1.Result (dBuV/m) = Correct Factor (dB/m) + Reading(dBuV).

2.Correction factor (dB/m) = Antenna Factor (dB/m) + Cable loss (dB) – Pre-Amplifier gain (dB).

3. When the peak results are less than average limit, so not need to evaluate the average.



Standard:	FCC Part 15.247	Test Distance:	3 m
Test item:	Band edge	Power:	AC 24 V
Frequency:	2412 MHz	Temp.(°C)/Hum.(%RH):	26(°C)/60 %RH
Mode:	Mode 3		
Ant.Polar.:	Vertical		





Standard:	FCC Part 15.247	Test Distance:	3 m
Test item:	Band edge	Power:	AC 24 V
Frequency:	2412 MHz	Temp.(°C)/Hum.(%RH):	26(°C)/60 %RH
Mode:	Mode 3		
Ant.Polar.:	Vertical		

No.	Frequency (MHz)	Reading (dBuV)	Correct Factor (dB/m)	Result (dBuV/m)	Limit (dBuV/m)	Margin (dB)	Remark
1	2377.430	58.05	-1.10	56.95	74.00	-17.05	peak
2	2377.430	43.64	-1.10	42.54	54.00	-11.46	AVG
3	2381.720	58.76	-1.07	57.69	74.00	-16.31	peak
4	2381.720	45.92	-1.07	44.85	54.00	-9.15	AVG
5	2384.690	62.11	-1.06	61.05	74.00	-12.95	peak
6	2384.690	48.00	-1.06	46.94	54.00	-7.06	AVG
7	2387.220	63.24	-1.05	62.19	74.00	-11.81	peak
8	2387.220	49.88	-1.05	48.83	54.00	-5.17	AVG
9	2389.200	69.70	-1.04	68.66	74.00	-5.34	peak
10	2389.200	52.31	-1.04	51.27	54.00	-2.73	AVG
11	2390.000	70.17	-1.03	69.14	74.00	-4.86	peak
12	2390.000	53.48	-1.03	52.45	54.00	-1.55	AVG
13	2415.490	105.63	-0.92	104.71	---	---	peak

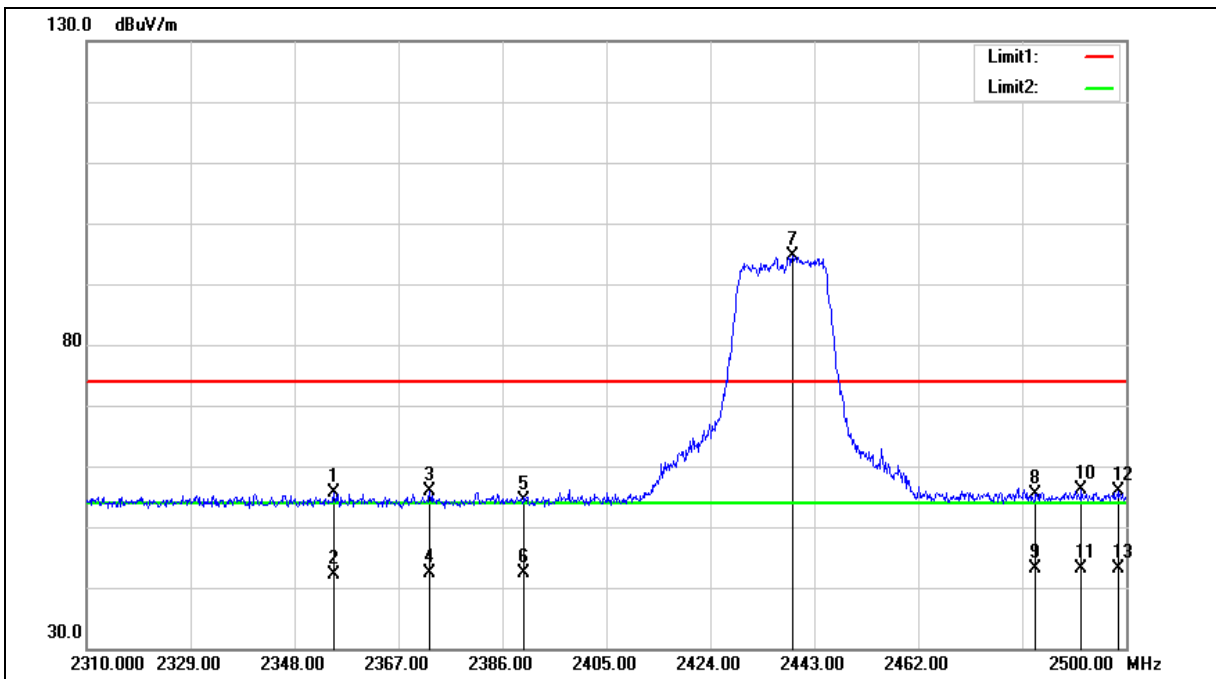
Note:1.Result (dBuV/m) = Correct Factor (dB/m) + Reading(dBuV).

2.Correction factor (dB/m) = Antenna Factor (dB/m) + Cable loss (dB) – Pre-Amplifier gain (dB).

3. When the peak results are less than average limit, so not need to evaluate the average.



Standard:	FCC Part 15.247	Test Distance:	3 m
Test item:	Band edge	Power:	AC 24 V
Frequency:	2437 MHz	Temp.(°C)/Hum.(%RH):	26(°C)/60 %RH
Mode:	Mode 3		
Ant.Polar.:	Horizontal		





Standard:	FCC Part 15.247	Test Distance:	3 m
Test item:	Band edge	Power:	AC 24 V
Frequency:	2437 MHz	Temp.(°C)/Hum.(%RH):	26(°C)/60 %RH
Mode:	Mode 3		
Ant.Polar.:	Horizontal		

No.	Frequency (MHz)	Reading (dBuV)	Correct Factor (dB/m)	Result (dBuV/m)	Limit (dBuV/m)	Margin (dB)	Remark
1	2355.220	56.80	-1.18	55.62	74.00	-18.38	peak
2	2355.220	43.37	-1.18	42.19	54.00	-11.81	AVG
3	2372.700	56.96	-1.10	55.86	74.00	-18.14	peak
4	2372.700	43.49	-1.10	42.39	54.00	-11.61	AVG
5	2390.000	55.41	-1.03	54.38	74.00	-19.62	peak
6	2390.000	43.49	-1.03	42.46	54.00	-11.54	AVG
7	2439.010	95.44	-0.81	94.63	---	---	peak
8	2483.500	55.88	-0.62	55.26	74.00	-18.74	peak
9	2483.500	43.65	-0.62	43.03	54.00	-10.97	AVG
10	2491.830	56.72	-0.58	56.14	74.00	-17.86	peak
11	2491.830	43.68	-0.58	43.10	54.00	-10.90	AVG
12	2498.670	56.49	-0.54	55.95	74.00	-18.05	peak
13	2498.670	43.66	-0.54	43.12	54.00	-10.88	AVG

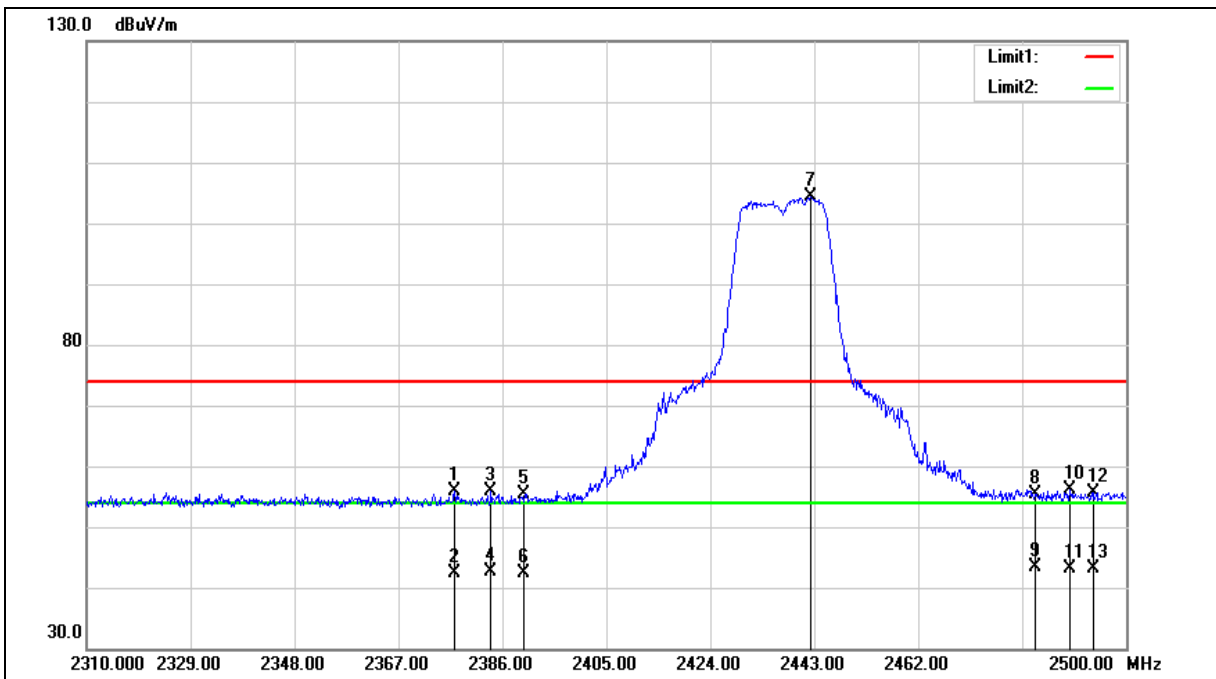
Note:1.Result (dBuV/m) = Correct Factor (dB/m) + Reading(dBuV).

2.Correction factor (dB/m) = Antenna Factor (dB/m) + Cable loss (dB) – Pre-Amplifier gain (dB).

3. When the peak results are less than average limit, so not need to evaluate the average.



Standard:	FCC Part 15.247	Test Distance:	3 m
Test item:	Band edge	Power:	AC 24 V
Frequency:	2437 MHz	Temp.(°C)/Hum.(%RH):	26(°C)/60 %RH
Mode:	Mode 3		
Ant.Polar.:	Vertical		





Standard:	FCC Part 15.247	Test Distance:	3 m
Test item:	Band edge	Power:	AC 24 V
Frequency:	2437 MHz	Temp.(°C)/Hum.(%RH):	26(°C)/60 %RH
Mode:	Mode 3		
Ant.Polar.:	Vertical		

No.	Frequency (MHz)	Reading (dBuV)	Correct Factor (dB/m)	Result (dBuV/m)	Limit (dBuV/m)	Margin (dB)	Remark
1	2377.260	57.00	-1.10	55.90	74.00	-18.10	peak
2	2377.260	43.47	-1.10	42.37	54.00	-11.63	AVG
3	2383.910	56.87	-1.06	55.81	74.00	-18.19	peak
4	2383.910	43.61	-1.06	42.55	54.00	-11.45	AVG
5	2390.000	56.48	-1.03	55.45	74.00	-18.55	peak
6	2390.000	43.50	-1.03	42.47	54.00	-11.53	AVG
7	2442.240	105.12	-0.80	104.32	---	---	peak
8	2483.500	56.00	-0.62	55.38	74.00	-18.62	peak
9	2483.500	43.89	-0.62	43.27	54.00	-10.73	AVG
10	2489.740	56.81	-0.58	56.23	74.00	-17.77	peak
11	2489.740	43.78	-0.58	43.20	54.00	-10.80	AVG
12	2494.110	56.23	-0.57	55.66	74.00	-18.34	peak
13	2494.110	43.65	-0.57	43.08	54.00	-10.92	AVG

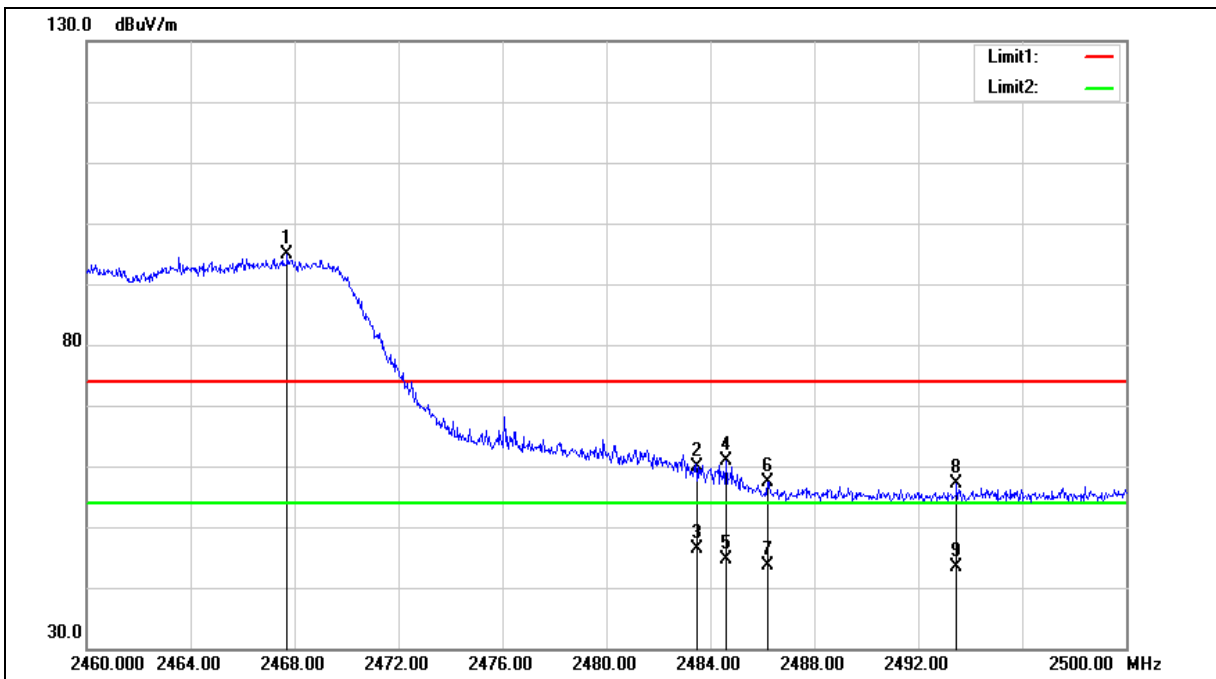
Note:1.Result (dBuV/m) = Correct Factor (dB/m) + Reading(dBuV).

2.Correction factor (dB/m) = Antenna Factor (dB/m) + Cable loss (dB) – Pre-Amplifier gain (dB).

3. When the peak results are less than average limit, so not need to evaluate the average.



Standard:	FCC Part 15.247	Test Distance:	3 m
Test item:	Band edge	Power:	AC 24 V
Frequency:	2462 MHz	Temp.(°C)/Hum.(%RH):	26(°C)/60 %RH
Mode:	Mode 3		
Ant.Polar.:	Horizontal		





Standard:	FCC Part 15.247	Test Distance:	3 m
Test item:	Band edge	Power:	AC 24 V
Frequency:	2462 MHz	Temp.(°C)/Hum.(%RH):	26(°C)/60 %RH
Mode:	Mode 3		
Ant.Polar.:	Horizontal		

No.	Frequency (MHz)	Reading (dBuV)	Correct Factor (dB/m)	Result (dBuV/m)	Limit (dBuV/m)	Margin (dB)	Remark
1	2467.720	95.54	-0.69	94.85	---	---	peak
2	2483.500	60.47	-0.62	59.85	74.00	-14.15	peak
3	2483.500	46.90	-0.62	46.28	54.00	-7.72	AVG
4	2484.600	61.38	-0.61	60.77	74.00	-13.23	peak
5	2484.600	45.32	-0.61	44.71	54.00	-9.29	AVG
6	2486.200	58.04	-0.61	57.43	74.00	-16.57	peak
7	2486.200	44.32	-0.61	43.71	54.00	-10.29	AVG
8	2493.480	57.58	-0.57	57.01	74.00	-16.99	peak
9	2493.480	43.88	-0.57	43.31	54.00	-10.69	AVG

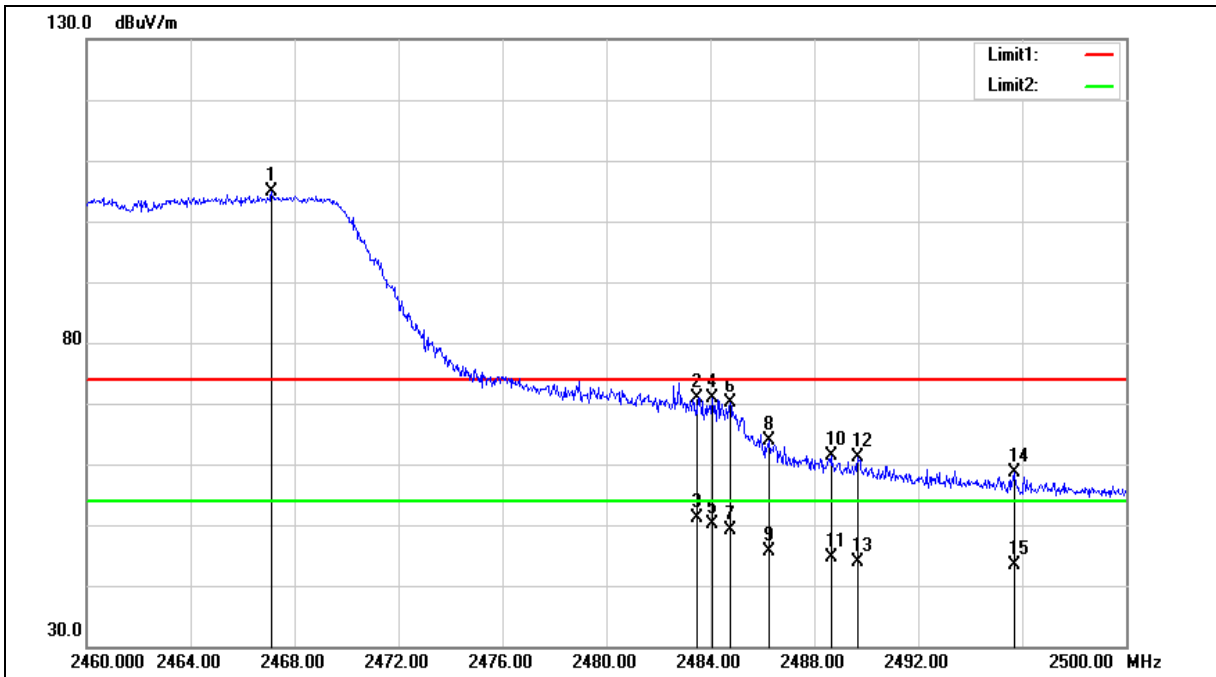
Note:1.Result (dBuV/m) = Correct Factor (dB/m) + Reading(dBuV).

2.Correction factor (dB/m) = Antenna Factor (dB/m) + Cable loss (dB) – Pre-Amplifier gain (dB).

3. When the peak results are less than average limit, so not need to evaluate the average.



Standard:	FCC Part 15.247	Test Distance:	3 m
Test item:	Band edge	Power:	AC 24 V
Frequency:	2462 MHz	Temp.(°C)/Hum.(%RH):	26(°C)/60 %RH
Mode:	Mode 3		
Ant.Polar.:	Vertical		





Standard:	FCC Part 15.247	Test Distance:	3 m
Test item:	Band edge	Power:	AC 24 V
Frequency:	2462 MHz	Temp.(°C)/Hum.(%RH):	26(°C)/60 %RH
Mode:	Mode 3		
Ant.Polar.:	Vertical		

No.	Frequency (MHz)	Reading (dBuV)	Correct Factor (dB/m)	Result (dBuV/m)	Limit (dBuV/m)	Margin (dB)	Remark
1	2467.120	105.49	-0.69	104.80	---	---	peak
2	2483.500	71.49	-0.62	70.87	74.00	-3.13	peak
3	2483.500	51.80	-0.62	51.18	54.00	-2.82	AVG
4	2484.080	71.42	-0.61	70.81	74.00	-3.19	peak
5	2484.080	50.86	-0.61	50.25	54.00	-3.75	AVG
6	2484.760	70.62	-0.61	70.01	74.00	-3.99	peak
7	2484.760	49.70	-0.61	49.09	54.00	-4.91	AVG
8	2486.280	64.45	-0.61	63.84	74.00	-10.16	peak
9	2486.280	46.23	-0.61	45.62	54.00	-8.38	AVG
10	2488.640	61.99	-0.59	61.40	74.00	-12.60	peak
11	2488.640	45.12	-0.59	44.53	54.00	-9.47	AVG
12	2489.680	61.82	-0.59	61.23	74.00	-12.77	peak
13	2489.680	44.52	-0.59	43.93	54.00	-10.07	AVG
14	2495.720	59.17	-0.56	58.61	74.00	-15.39	peak
15	2495.720	44.03	-0.56	43.47	54.00	-10.53	AVG

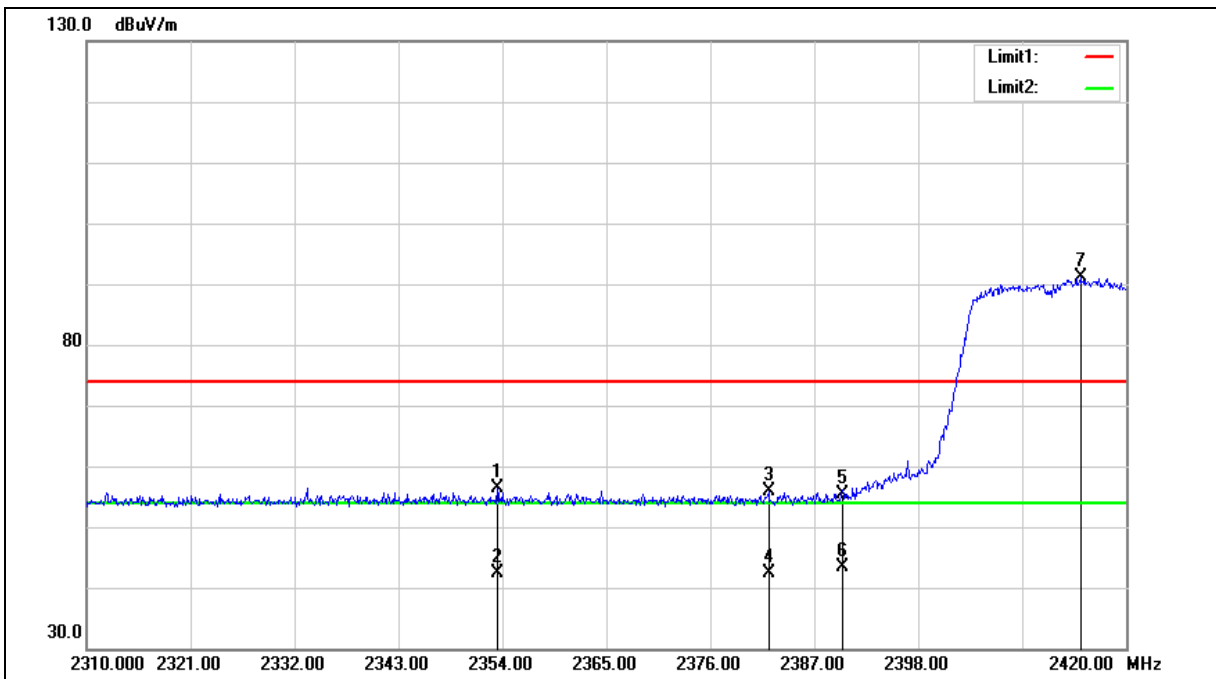
Note:1.Result (dBuV/m) = Correct Factor (dB/m) + Reading(dBuV).

2.Correction factor (dB/m) = Antenna Factor (dB/m) + Cable loss (dB) – Pre-Amplifier gain (dB).

3. When the peak results are less than average limit, so not need to evaluate the average.



Standard:	FCC Part 15.247	Test Distance:	3 m
Test item:	Band edge	Power:	AC 24 V
Frequency:	2412 MHz	Temp.(°C)/Hum.(%RH):	26(°C)/60 %RH
Mode:	Mode 4		
Ant.Polar.:	Horizontal		





Standard:	FCC Part 15.247	Test Distance:	3 m
Test item:	Band edge	Power:	AC 24 V
Frequency:	2412 MHz	Temp.(°C)/Hum.(%RH):	26(°C)/60 %RH
Mode:	Mode 4		
Ant.Polar.:	Horizontal		

No.	Frequency (MHz)	Reading (dBuV)	Correct Factor (dB/m)	Result (dBuV/m)	Limit (dBuV/m)	Margin (dB)	Remark
1	2353.450	57.46	-1.20	56.26	74.00	-17.74	peak
2	2353.450	43.47	-1.20	42.27	54.00	-11.73	AVG
3	2382.160	57.05	-1.07	55.98	74.00	-18.02	peak
4	2382.160	43.46	-1.07	42.39	54.00	-11.61	AVG
5	2390.000	56.37	-1.03	55.34	74.00	-18.66	peak
6	2390.000	44.37	-1.03	43.34	54.00	-10.66	AVG
7	2415.160	91.98	-0.92	91.06	---	---	peak

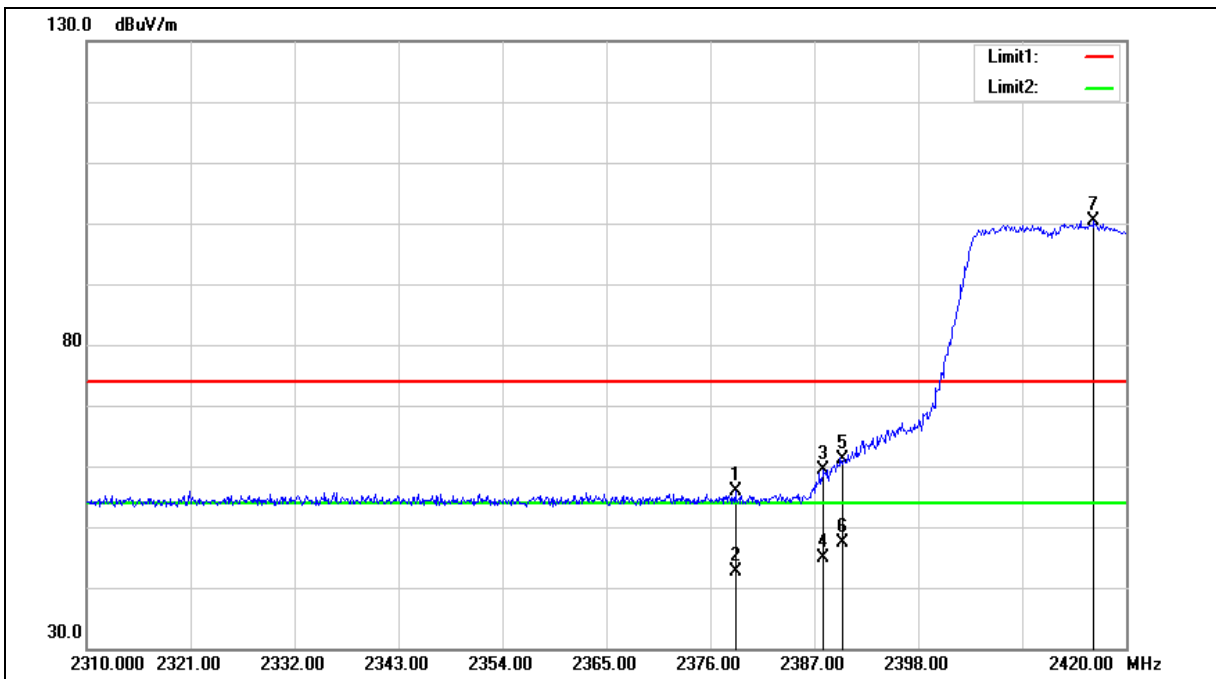
Note:1.Result (dBuV/m) = Correct Factor (dB/m) + Reading(dBuV).

2.Correction factor (dB/m) = Antenna Factor (dB/m) + Cable loss (dB) – Pre-Amplifier gain (dB).

3. When the peak results are less than average limit, so not need to evaluate the average.



Standard:	FCC Part 15.247	Test Distance:	3 m
Test item:	Band edge	Power:	AC 24 V
Frequency:	2412 MHz	Temp.(°C)/Hum.(%RH):	26(°C)/60 %RH
Mode:	Mode 4		
Ant.Polar.:	Vertical		





Standard:	FCC Part 15.247	Test Distance:	3 m
Test item:	Band edge	Power:	AC 24 V
Frequency:	2412 MHz	Temp.(°C)/Hum.(%RH):	26(°C)/60 %RH
Mode:	Mode 4		
Ant.Polar.:	Vertical		

No.	Frequency (MHz)	Reading (dBuV)	Correct Factor (dB/m)	Result (dBuV/m)	Limit (dBuV/m)	Margin (dB)	Remark
1	2378.640	56.97	-1.09	55.88	74.00	-18.12	peak
2	2378.640	43.73	-1.09	42.64	54.00	-11.36	AVG
3	2387.990	60.37	-1.04	59.33	74.00	-14.67	peak
4	2387.990	45.89	-1.04	44.85	54.00	-9.15	AVG
5	2390.000	62.10	-1.03	61.07	74.00	-12.93	peak
6	2390.000	48.39	-1.03	47.36	54.00	-6.64	AVG
7	2416.590	101.35	-0.91	100.44	---	---	peak

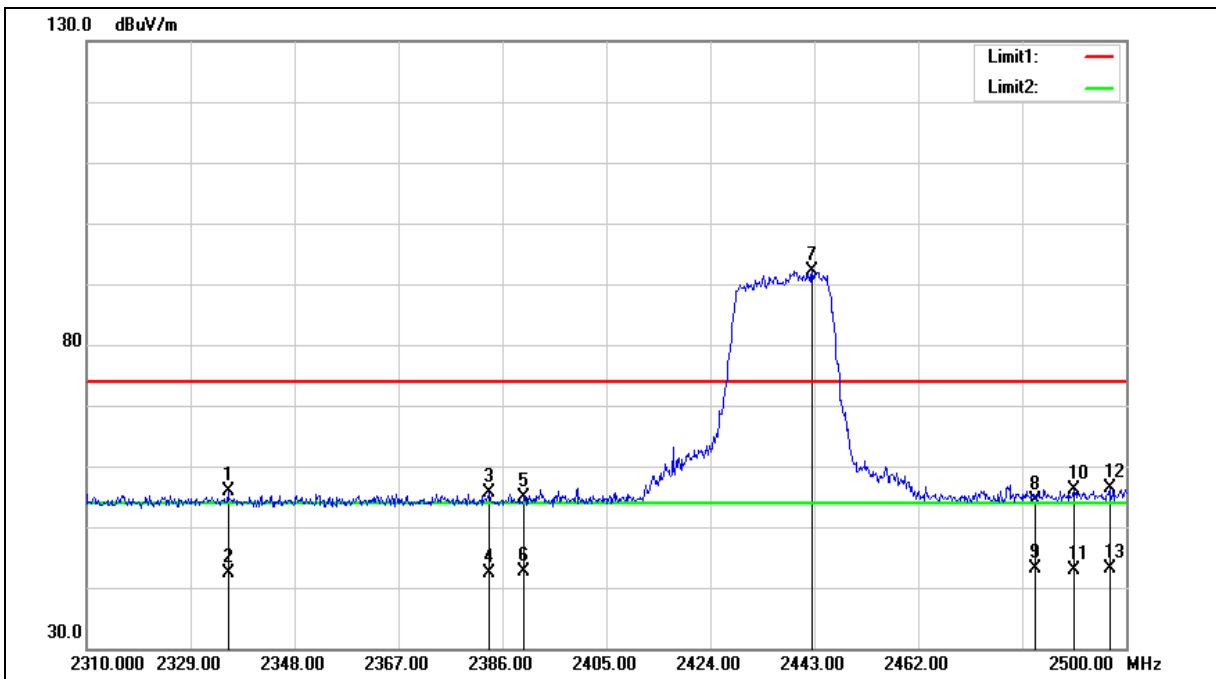
Note:1.Result (dBuV/m) = Correct Factor (dB/m) + Reading(dBuV).

2.Correction factor (dB/m) = Antenna Factor (dB/m) + Cable loss (dB) – Pre-Amplifier gain (dB).

3. When the peak results are less than average limit, so not need to evaluate the average.



Standard:	FCC Part 15.247	Test Distance:	3 m
Test item:	Band edge	Power:	AC 24 V
Frequency:	2437 MHz	Temp.(°C)/Hum.(%RH):	26(°C)/60 %RH
Mode:	Mode 4		
Ant.Polar.:	Horizontal		





Standard:	FCC Part 15.247	Test Distance:	3 m
Test item:	Band edge	Power:	AC 24 V
Frequency:	2437 MHz	Temp.(°C)/Hum.(%RH):	26(°C)/60 %RH
Mode:	Mode 4		
Ant.Polar.:	Horizontal		

No.	Frequency (MHz)	Reading (dBuV)	Correct Factor (dB/m)	Result (dBuV/m)	Limit (dBuV/m)	Margin (dB)	Remark
1	2335.840	57.20	-1.28	55.92	74.00	-18.08	peak
2	2335.840	43.63	-1.28	42.35	54.00	-11.65	AVG
3	2383.530	56.64	-1.07	55.57	74.00	-18.43	peak
4	2383.530	43.56	-1.07	42.49	54.00	-11.51	AVG
5	2390.000	55.91	-1.03	54.88	74.00	-19.12	peak
6	2390.000	43.64	-1.03	42.61	54.00	-11.39	AVG
7	2442.620	92.99	-0.80	92.19	---	---	peak
8	2483.500	54.92	-0.62	54.30	74.00	-19.70	peak
9	2483.500	43.70	-0.62	43.08	54.00	-10.92	AVG
10	2490.500	56.74	-0.58	56.16	74.00	-17.84	peak
11	2490.500	43.58	-0.58	43.00	54.00	-11.00	AVG
12	2496.960	56.98	-0.55	56.43	74.00	-17.57	peak
13	2496.960	43.70	-0.55	43.15	54.00	-10.85	AVG

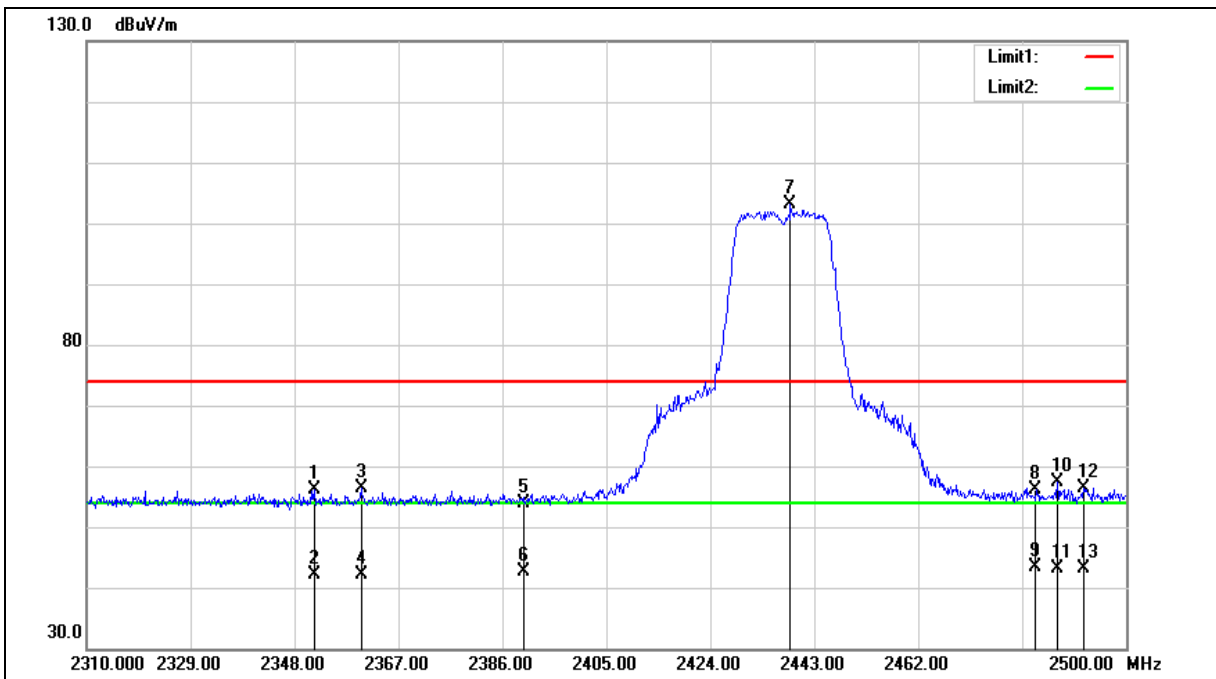
Note:1.Result (dBuV/m) = Correct Factor (dB/m) + Reading(dBuV).

2.Correction factor (dB/m) = Antenna Factor (dB/m) + Cable loss (dB) – Pre-Amplifier gain (dB).

3. When the peak results are less than average limit, so not need to evaluate the average.



Standard:	FCC Part 15.247	Test Distance:	3 m
Test item:	Band edge	Power:	AC 24 V
Frequency:	2437 MHz	Temp.(°C)/Hum.(%RH):	26(°C)/60 %RH
Mode:	Mode 4		
Ant.Polar.:	Vertical		





Standard:	FCC Part 15.247	Test Distance:	3 m
Test item:	Band edge	Power:	AC 24 V
Frequency:	2437 MHz	Temp.(°C)/Hum.(%RH):	26(°C)/60 %RH
Mode:	Mode 4		
Ant.Polar.:	Vertical		

No.	Frequency (MHz)	Reading (dBuV)	Correct Factor (dB/m)	Result (dBuV/m)	Limit (dBuV/m)	Margin (dB)	Remark
1	2351.610	57.42	-1.20	56.22	74.00	-17.78	peak
2	2351.610	43.33	-1.20	42.13	54.00	-11.87	AVG
3	2360.160	57.50	-1.17	56.33	74.00	-17.67	peak
4	2360.160	43.34	-1.17	42.17	54.00	-11.83	AVG
5	2390.000	55.03	-1.03	54.00	74.00	-20.00	peak
6	2390.000	43.63	-1.03	42.60	54.00	-11.40	AVG
7	2438.630	103.82	-0.81	103.01	---	---	peak
8	2483.500	56.74	-0.62	56.12	74.00	-17.88	peak
9	2483.500	43.93	-0.62	43.31	54.00	-10.69	AVG
10	2487.460	58.00	-0.60	57.40	74.00	-16.60	peak
11	2487.460	43.72	-0.60	43.12	54.00	-10.88	AVG
12	2492.210	56.88	-0.58	56.30	74.00	-17.70	peak
13	2492.210	43.62	-0.58	43.04	54.00	-10.96	AVG

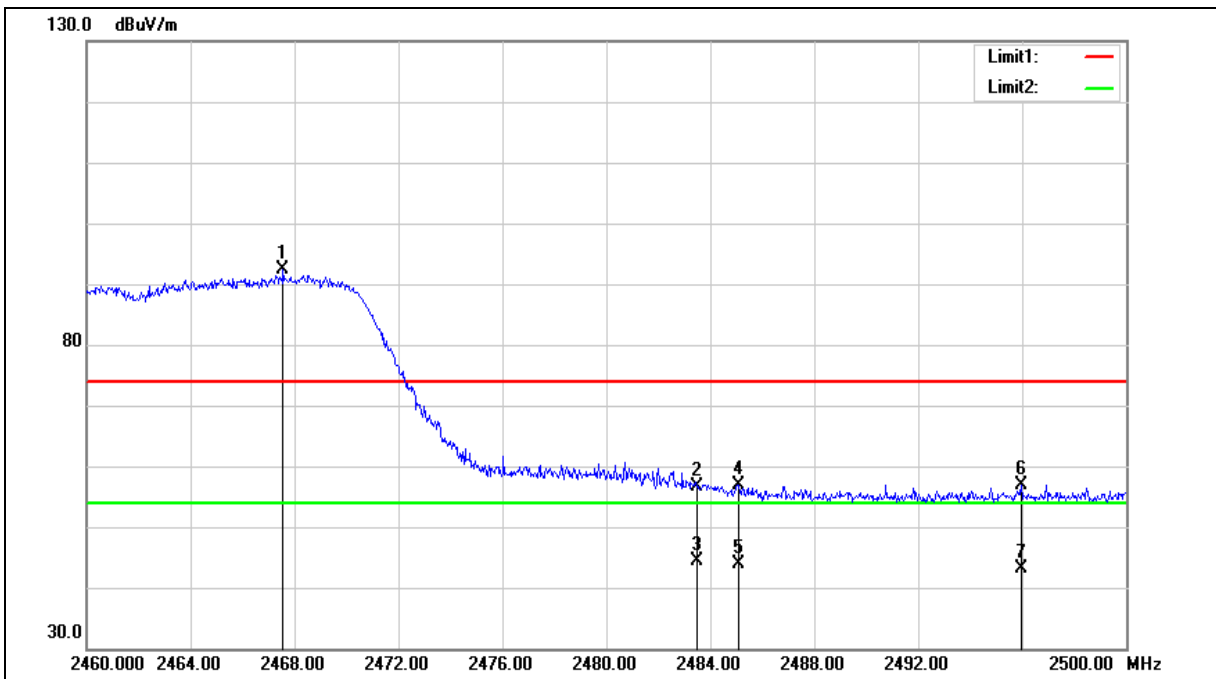
Note:1.Result (dBuV/m) = Correct Factor (dB/m) + Reading(dBuV).

2.Correction factor (dB/m) = Antenna Factor (dB/m) + Cable loss (dB) – Pre-Amplifier gain (dB).

3. When the peak results are less than average limit, so not need to evaluate the average.



Standard:	FCC Part 15.247	Test Distance:	3 m
Test item:	Band edge	Power:	AC 24 V
Frequency:	2462 MHz	Temp.(°C)/Hum.(%RH):	26(°C)/60 %RH
Mode:	Mode 4		
Ant.Polar.:	Horizontal		





Standard:	FCC Part 15.247	Test Distance:	3 m
Test item:	Band edge	Power:	AC 24 V
Frequency:	2462 MHz	Temp.(°C)/Hum.(%RH):	26(°C)/60 %RH
Mode:	Mode 4		
Ant.Polar.:	Horizontal		

No.	Frequency (MHz)	Reading (dBuV)	Correct Factor (dB/m)	Result (dBuV/m)	Limit (dBuV/m)	Margin (dB)	Remark
1	2467.560	93.17	-0.69	92.48	---	---	peak
2	2483.500	57.20	-0.62	56.58	74.00	-17.42	peak
3	2483.500	45.11	-0.62	44.49	54.00	-9.51	AVG
4	2485.080	57.45	-0.61	56.84	74.00	-17.16	peak
5	2485.080	44.42	-0.61	43.81	54.00	-10.19	AVG
6	2495.960	57.39	-0.55	56.84	74.00	-17.16	peak
7	2495.960	43.60	-0.55	43.05	54.00	-10.95	AVG

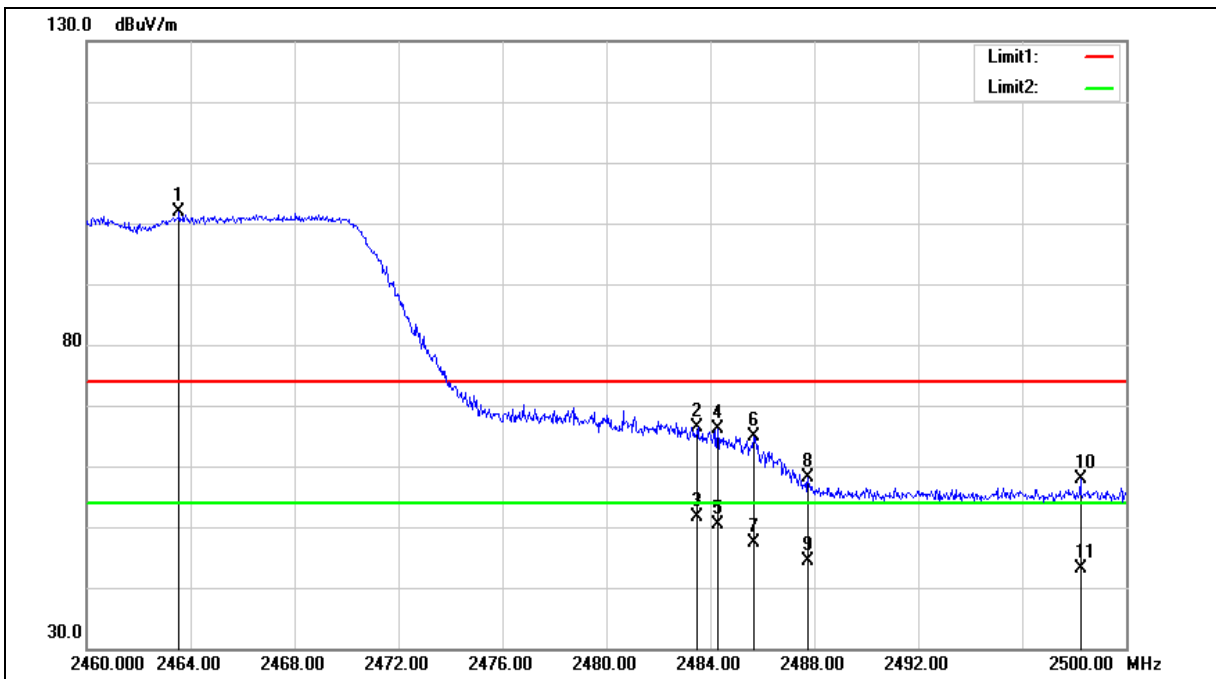
Note:1.Result (dBuV/m) = Correct Factor (dB/m) + Reading(dBuV).

2.Correction factor (dB/m) = Antenna Factor (dB/m) + Cable loss (dB) – Pre-Amplifier gain (dB).

3. When the peak results are less than average limit, so not need to evaluate the average.



Standard:	FCC Part 15.247	Test Distance:	3 m
Test item:	Band edge	Power:	AC 24 V
Frequency:	2462 MHz	Temp.(°C)/Hum.(%RH):	26(°C)/60 %RH
Mode:	Mode 4		
Ant.Polar.:	Vertical		





Standard:	FCC Part 15.247	Test Distance:	3 m
Test item:	Band edge	Power:	AC 24 V
Frequency:	2462 MHz	Temp.(°C)/Hum.(%RH):	26(°C)/60 %RH
Mode:	Mode 4		
Ant.Polar.:	Vertical		

No.	Frequency (MHz)	Reading (dBuV)	Correct Factor (dB/m)	Result (dBuV/m)	Limit (dBuV/m)	Margin (dB)	Remark
1	2463.560	102.46	-0.70	101.76	---	---	peak
2	2483.500	66.96	-0.62	66.34	74.00	-7.66	peak
3	2483.500	52.17	-0.62	51.55	54.00	-2.45	AVG
4	2484.280	66.71	-0.61	66.10	74.00	-7.90	peak
5	2484.280	51.03	-0.61	50.42	54.00	-3.58	AVG
6	2485.680	65.53	-0.61	64.92	74.00	-9.08	peak
7	2485.680	47.91	-0.61	47.30	54.00	-6.70	AVG
8	2487.760	58.61	-0.59	58.02	74.00	-15.98	peak
9	2487.760	45.09	-0.59	44.50	54.00	-9.50	AVG
10	2498.240	58.42	-0.55	57.87	74.00	-16.13	peak
11	2498.240	43.70	-0.55	43.15	54.00	-10.85	AVG

Note:1.Result (dBuV/m) = Correct Factor (dB/m) + Reading(dBuV).

2.Correction factor (dB/m) = Antenna Factor (dB/m) + Cable loss (dB) – Pre-Amplifier gain (dB).

3. When the peak results are less than average limit, so not need to evaluate the average.

--- END---