



# FCC RF Test Report

**APPLICANT** : Ring LLC  
**EQUIPMENT** : Video Doorbell Pro 2  
**BRAND NAME** : Ring  
**MODEL NAME** : 5AT2S2  
**FCC ID** : 2AEUPBHALP031  
**STANDARD** : FCC Part 15 Subpart C §15.247  
**CLASSIFICATION** : (DTS) Digital Transmission System

The product was received on Sep. 08, 2020 and testing was completed on Dec. 31, 2020. We, Sporton International (Kunshan) Inc., would like to declare that the tested sample has been evaluated in accordance with the test procedures and has been in compliance with the applicable technical standards.

The test results in this report apply exclusively to the tested model / sample. Without written approval of Sporton International (Kunshan) Inc., the test report shall not be reproduced except in full.

Jason Jia

Reviewed by: Jason Jia / Supervisor

James Huang

Approved by: James Huang / Manager



**Sporton International (Kunshan) Inc.**

**No. 1098, Pengxi North Road, Kunshan Economic Development Zone Jiangsu Province 215300  
People's Republic of China**



# TABLE OF CONTENTS

**REVISION HISTORY..... 3**

**SUMMARY OF TEST RESULT ..... 4**

**1 GENERAL DESCRIPTION ..... 5**

    1.1 Applicant ..... 5

    1.2 Manufacturer ..... 5

    1.3 Product Feature of Equipment Under Test ..... 5

    1.4 Product Specification of Equipment Under Test ..... 6

    1.5 Modification of EUT ..... 6

    1.6 Testing Location ..... 6

    1.7 Test Software ..... 7

    1.8 Applicable Standards ..... 7

**2 TEST CONFIGURATION OF EQUIPMENT UNDER TEST ..... 8**

    2.1 Carrier Frequency and Channel ..... 8

    2.2 Test Mode ..... 9

    2.3 Connection Diagram of Test System ..... 9

    2.4 Support Unit used in test configuration and system ..... 10

    2.5 EUT Operation Test Setup ..... 10

    2.6 Measurement Results Explanation Example ..... 11

**3 TEST RESULT ..... 12**

    3.1 6dB and 99% Bandwidth Measurement ..... 12

    3.2 Output Power Measurement ..... 14

    3.3 Power Spectral Density Measurement ..... 15

    3.4 Conducted Band Edges and Spurious Emission Measurement ..... 17

    3.5 Radiated Band Edges and Spurious Emission Measurement ..... 36

    3.6 AC Conducted Emission Measurement ..... 40

    3.7 Antenna Requirements ..... 42

**4 LIST OF MEASURING EQUIPMENT ..... 43**

**5 UNCERTAINTY OF EVALUATION ..... 44**

**APPENDIX A. CONDUCTED TEST RESULTS**

**APPENDIX B. AC CONDUCTED EMISSION TEST RESULT**

**APPENDIX C. RADIATED SPURIOUS EMISSION**

**APPENDIX D. DUTY CYCLE PLOTS**

**APPENDIX E. SETUP PHOTOGRAPHS**





### SUMMARY OF TEST RESULT

| Report Section | FCC Rule           | Description  | Limit                 | Result | Remark                              |
|----------------|--------------------|--|-----------------------|--------|-------------------------------------|
| 3.1            | 15.247(a)(2)       | 6dB Bandwidth                                      | ≥ 0.5MHz              | Pass   | -                                   |
| 3.1            | -                  | 99% Bandwidth                                      | -                     | Pass   | -                                   |
| 3.2            | 15.247(b)          | Power Output Measurement                           | ≤ 30dBm               | Pass   | -                                   |
| 3.3            | 15.247(e)          | Power Spectral Density                             | ≤ 8dBm/3kHz           | Pass   | -                                   |
| 3.4            | 15.247(d)          | Conducted Band Edges                               | ≤ 20dBc               | Pass   | -                                   |
|                |                    | Conducted Spurious Emission                        |                       | Pass   | -                                   |
| 3.5            | 15.247(d)          | Radiated Band Edges and Radiated Spurious Emission | 15.209(a) & 15.247(d) | Pass   | Under limit 3.08 dB at 2388.520 MHz |
| 3.6            | 15.207             | AC Conducted Emission                              | 15.207(a)             | Pass   | Under limit 22.39 dB at 16.839 MHz  |
| 3.7            | 15.203 & 15.247(b) | Antenna Requirement                                | N/A                   | Pass   | -                                   |

|  |
|--|
| <b>Declaration of Conformity:</b>  |
| The test results with all measurement uncertainty excluded are presented in accordance with the regulation limits or requirements declared by manufacturers.   |
| <b>Comments and Explanations:</b>  |
| The declared of product specification for EUT presented in the report are provided by the manufacturer, and the manufacturer takes all the responsibilities for the accuracy of product specification. |



# 1 General Description

## 1.1 Applicant

Ring LLC  
1523 26th St, Santa Monica, CA 90404, USA

## 1.2 Manufacturer

Goertek Inc.  
No.268 Dongfang Road High-Tech Industrial Development District, Weifang Shandong, China

## 1.3 Product Feature of Equipment Under Test

| Product Feature                 |  |
|---------------------------------|--|
| Equipment                       | Video Doorbell Pro 2   |
| Brand Name                      | Ring   |
| Model Name                      | 5AT2S2   |
| FCC ID                          | 2AEUPBHALP031  |
| EUT supports Radios application | WLAN 2.4GHz 802.11b/g/n HT20<br>WLAN 5GHz 802.11a/n HT20/HT40<br>WLAN 5GHz 802.11ac VHT20/VHT40/VHT80<br>Bluetooth BR/EDR/LE<br>LoRa DTS/LoRa FHSS/FSK FHSS<br>Radar |
| HW Version                      | R6   |
| SW Version                      | 7.1.61   |
| EUT Stage                       | Production Unit  |

Remark: The above EUT's information was declared by manufacturer. Please refer to the specifications or user's manual for more detailed description.



### 1.4 Product Specification of Equipment Under Test

| Standards-related Product Specification       |   |        |        |
|---|---|--------|--------|
| <b>Tx/Rx Channel Frequency Range</b>          | 2412 MHz ~ 2462 MHz   |        |        |
| <b>Maximum (Peak) Output Power to antenna</b> | <MIMO Ant.1+2><br>802.11b : 23.21 dBm (0.2094 W)<br>802.11g : 27.67 dBm (0.5848 W)<br>802.11n HT20 : 27.72 dBm (0.5916 W) |        |        |
| <b>99% Occupied Bandwidth</b>                 | <MIMO Ant.1+2><br>802.11b : 13.84MHz<br>802.11g : 17.78MHz<br>802.11n HT20 : 18.58MHz                                     |        |        |
| <b>Antenna Type / Gain</b>                    | <Ant.1> : Loop Antenna with gain 1.75 dBi<br><Ant.2> : Loop Antenna with gain 2.46 dBi                                    |        |        |
| <b>Antenna Function for Transmitter</b>       |   | Ant. 1 | Ant. 2 |
|   | 802.11b/g/n SISO/MIMO   | V      | V      |
| <b>Type of Modulation</b>                     | 802.11b : DSSS (DBPSK / DQPSK / CCK)<br>802.11g/n : OFDM (BPSK / QPSK / 16QAM / 64QAM)                                    |        |        |

**Note:** For WLAN SISO & MIMO mode, the whole testing has assessed only MIMO mode by referring to the higher normal conducted power.

### 1.5 Modification of EUT

No modifications are made to the EUT during all test items.

### 1.6 Testing Location

Sporton International (Kunshan) Inc. is accredited to ISO/IEC 17025:2017 by American Association for Laboratory Accreditation with Certificate Number 5145.02.

|                           |  |                            |                                       |
|---------------------------|--|----------------------------|---------------------------------------|
| <b>Test Firm</b>          | Sporton International (Kunshan) Inc.   |                            |                                       |
| <b>Test Site Location</b> | No. 1098, Pengxi North Road, Kunshan Economic Development Zone<br>Jiangsu Province 215300 People's Republic of China<br>TEL : +86-512-57900158<br>FAX : +86-512-57900958 |                            |                                       |
| <b>Test Site No.</b>      | <b>Sporton Site No.</b>  | <b>FCC Designation No.</b> | <b>FCC Test Firm Registration No.</b> |
|                           | CO01-KS<br>03CH06-KS<br>TH01-KS  | CN1257                     | 314309                                |



### 1.7 Test Software

| Item | Site      | Manufacture | Name | Version       |
|------|-----------|-------------|------|---------------|
| 1.   | 03CH06-KS | AUDIX       | E3   | 6.2009-8-24al |
| 2.   | CO01-KS   | AUDIX       | E3   | 6.2009-8-24   |

### 1.8 Applicable Standards

According to the specifications of the manufacturer, the EUT must comply with the requirements of the following standards:

- ♦ 47 CFR Part 15 Subpart C §15.247
- ♦ FCC KDB 558074 D01 15.247 Meas Guidance v05r02
- ♦ FCC KDB 662911 D01 Multiple Transmitter Output v02r01.
- ♦ ANSI C63.10-2013

**Remark:**

1. All test items were verified and recorded according to the standards and without any deviation during the test.
2. This EUT has also been tested and complied with the requirements of FCC Part 15, Subpart B, recorded in a separate test report.



## 2 Test Configuration of Equipment Under Test

- a. The EUT has been associated with peripherals and configuration operated in a manner tended to maximize its emission characteristics in a typical application. Frequency range investigated: conduction emission (150 kHz to 30 MHz), radiation emission (9 kHz to the 10th harmonic of the highest fundamental frequency or to 40 GHz, whichever is lower). For radiated measurement, pre-scanned in three orthogonal panels, X, Y, Z. The worst cases (Y plane) were recorded in this report.
  
- b. AC power line Conducted Emission was tested under maximum output power.

### 2.1 Carrier Frequency and Channel

| Frequency Band  | Channel | Freq. (MHz) | Channel | Freq. (MHz) |
|-----------------|---------|-------------|---------|-------------|
| 2400-2483.5 MHz | 1       | 2412        | 7       | 2442        |
|                 | 2       | 2417        | 8       | 2447        |
|                 | 3       | 2422        | 9       | 2452        |
|                 | 4       | 2427        | 10      | 2457        |
|                 | 5       | 2432        | 11      | 2462        |
|                 | 6       | 2437        |         |             |



## 2.2 Test Mode

Final test modes are considering the modulation and worse data rates as below table.

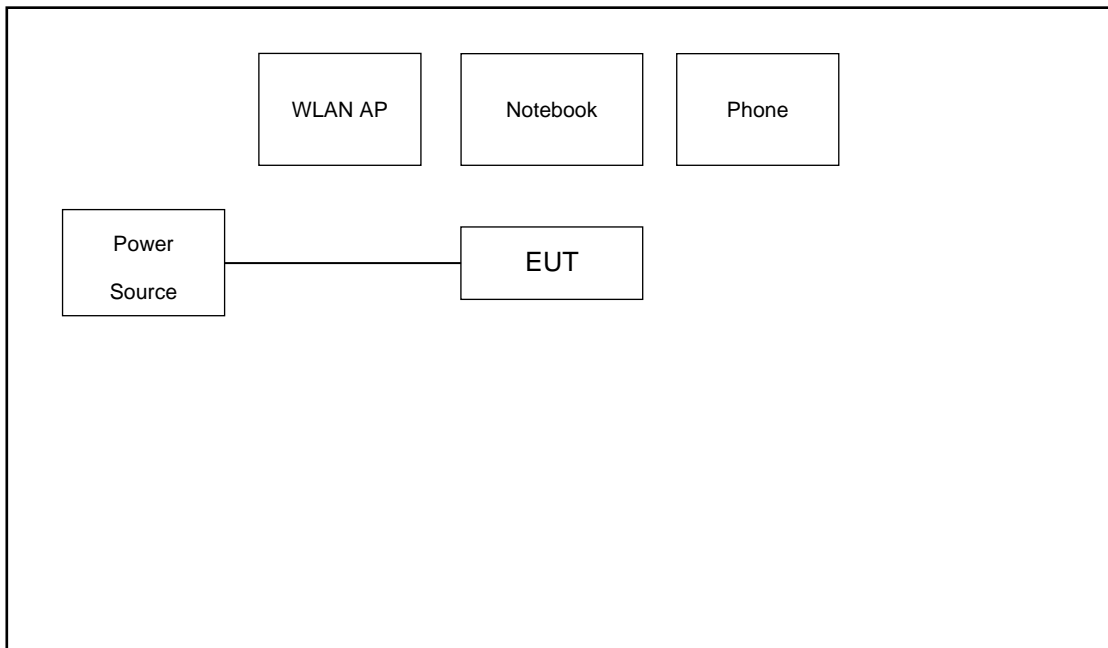
### MIMO Antenna

| Modulation   | Data Rate |
|--------------|-----------|
| 802.11b      | 1 Mbps    |
| 802.11g      | 6 Mbps    |
| 802.11n HT20 | MCS0      |

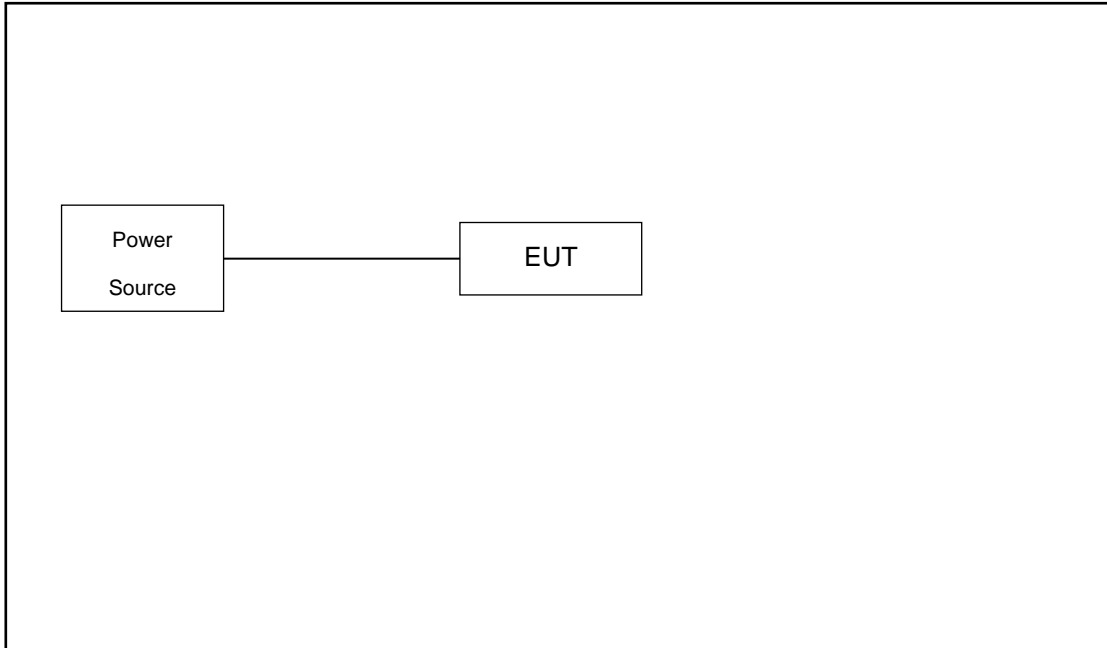
| Test Cases   |   |
|--|---|
| <b>AC<br/>Conducted<br/>Emission</b>   | Mode 1 :Lora Tx + Bluetooth Link + WLAN Link(2.4G) + charging from adaptor + 24G Radar Tx |
| <b>Remark:</b> For Radiated Test Cases, The tests were performance with Adapter. |   |

## 2.3 Connection Diagram of Test System

For Conducted Emission:



For Radiated Emission:



## 2.4 Support Unit used in test configuration and system

| Item | Equipment | Trade Name | Model Name | FCC ID        | Data Cable | Power Cord   |
|------|-----------|------------|------------|---------------|------------|--|
| 1.   | WLAN AP   | D-link     | DIR-655    | KA21R655B1    | N/A        | Unshielded, 1.8m   |
| 2.   | Notebook  | Lenovo     | G480       | QDS-BRCM1050I | N/A        | AC I/P:<br>Unshielded, 1.8 m<br>DC O/P:<br>Shielded, 1.8 m |
| 3.   | Phone     | MOTO       | XT1952-1   | XXXX          | N/A        | N/A  |

## 2.5 EUT Operation Test Setup

For WLAN RF test items, an engineering test program was provided and enabled to make EUT continuous transmit/receive.

For AC power line conducted emissions, the EUT was set to connect with the WLAN AP under large package sizes transmission.



## 2.6 Measurement Results Explanation Example

For all conducted test items:

The offset level is set in the spectrum analyzer to compensate the RF cable loss between EUT conducted output port and spectrum analyzer. With the offset compensation, the spectrum analyzer reading level is exactly the EUT RF output level.

Example:

The spectrum analyzer offset is derived from RF cable loss.

*Offset = RF cable loss.*

Following shows an offset computation example with cable loss 5.2 dB.

$$\begin{aligned} \text{Offset(dB)} &= \text{RF cable loss(dB)}. \\ &= 5.2 \text{ (dB)} \end{aligned}$$

### 3 Test Result

#### 3.1 6dB and 99% Bandwidth Measurement

##### 3.1.1 Limit of 6dB and 99% Bandwidth

The minimum 6 dB bandwidth shall be at least 500 kHz.

##### 3.1.2 Measuring Instruments

The measuring equipment is listed in the section 4 of this test report.

##### 3.1.3 Test Procedures

1. The testing follows ANSI C63.10-2013 clause 11.8
2. The RF output of EUT was connected to the spectrum analyzer by RF cable and attenuator. The path loss was compensated to the results for each measurement.
3. Set to the maximum power setting and enable the EUT transmit continuously.
4. Make the measurement with the spectrum analyzer's resolution bandwidth (RBW) = 100 kHz. Set the Video bandwidth (VBW) = 300 kHz. In order to make an accurate measurement. The 6 dB bandwidth must be greater than 500 kHz.
5. For 99% Bandwidth Measurement, the spectrum analyzer's resolution bandwidth (RBW) = 1MHz and set the Video bandwidth (VBW) = 3MHz.
6. Measure and record the results in the test report.

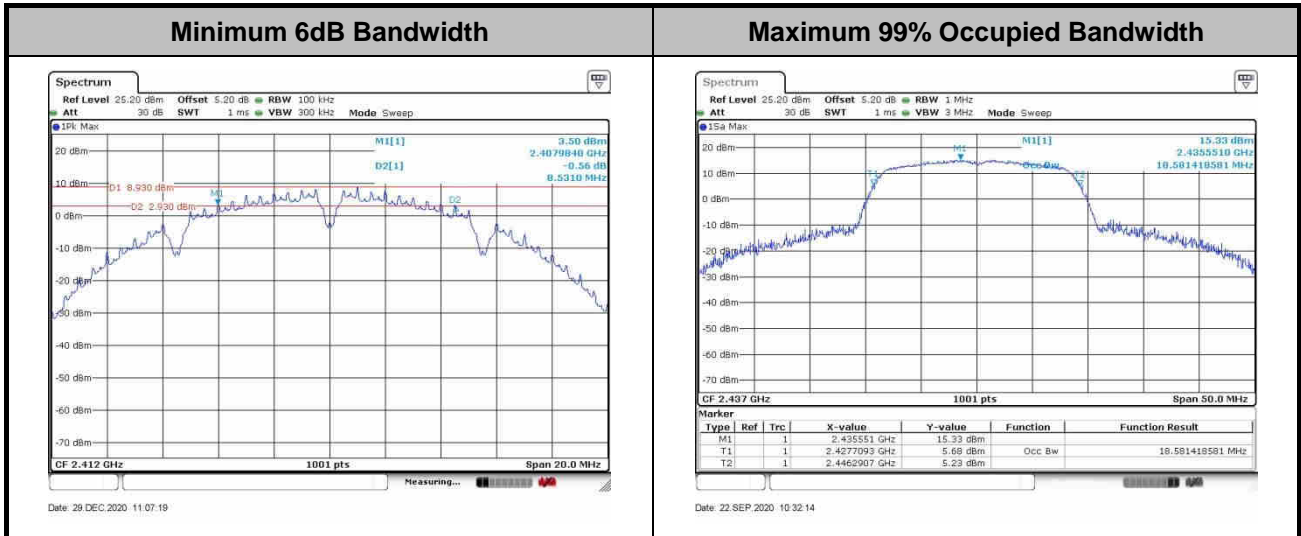
##### 3.1.4 Test Setup





### 3.1.5 Test Result of 6dB and 99% Occupied Bandwidth

Please refer to Appendix A.



Note : The occupied channel bandwidth is maintained within the band of operation for all of the modulations.

## 3.2 Output Power Measurement

### 3.2.1 Limit of Output Power

For systems using digital modulation in the 2400-2483.5MHz, the limit for peak output power is 30dBm. If transmitting antenna with directional gain greater than 6dBi is used, the peak output power from the intentional radiator shall be reduced below the above stated value by the amount in dB that the directional gain of the antenna exceeds 6 dBi. In case of point-to-point operation, the limit has to be reduced by 1dB for every 3dB that the directional gain of the antenna exceeds 6dBi.

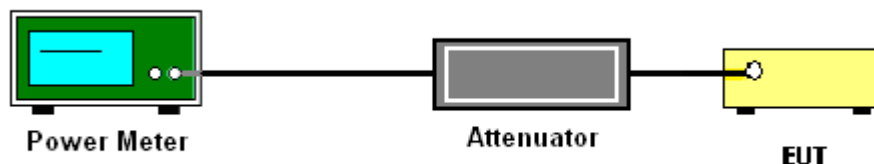
### 3.2.2 Measuring Instruments

The measuring equipment is listed in the section 4 of this test report.

### 3.2.3 Test Procedures

1. The testing follows the Measurement Procedure of ANSI C63.10-2013 clause 11.9.1.3 PKPM1 Peak power meter or ANSI C63.10-2013 clause 11.9.2.3.2 Method AVGPM-G method.
2. The RF output of EUT was connected to the power meter by RF cable and attenuator. The path loss was compensated to the results for each measurement.
3. Set to the maximum power setting and enable the EUT transmit continuously.
4. Measure the conducted output power and record the results in the test report.
5. For MIMO mode, calculation method follows FCC KDB 662911 D01 Multiple Transmitter Output v02r01.

### 3.2.4 Test Setup



### 3.2.5 Test Result of Peak Output Power

Please refer to Appendix A.

### 3.2.6 Test Result of Average output Power (Reporting Only)

Please refer to Appendix A.



### 3.3 Power Spectral Density Measurement

#### 3.3.1 Limit of Power Spectral Density

The peak power spectral density shall not be greater than 8dBm in any 3kHz band at any time interval of continuous transmission.

#### 3.3.2 Measuring Instruments

The measuring equipment is listed in the section 4 of this test report.

#### 3.3.3 Test Procedures

1. The testing follows Measurement Procedure of ANSI C63.10-2013 clause 11.10.2 Method PKPSD.
2. The RF output of EUT was connected to the spectrum analyzer by RF cable and attenuator. The path loss was compensated to the results for each measurement.
3. Set to the maximum power setting and enable the EUT transmit continuously.
4. Make the measurement with the spectrum analyzer's resolution bandwidth (RBW) = 3 kHz. Video bandwidth VBW = 10 kHz In order to make an accurate measurement, set the span to 1.5 times DTS Channel Bandwidth. (6dB BW)
5. Detector = peak, Sweep time = auto couple, Trace mode = max hold, Allow trace to fully stabilize. Use the peak marker function to determine the maximum power level.
6. Measure and record the results in the test report.
7. For MIMO mode, calculation method follows FCC KDB 662911 D01 Multiple Transmitter Output v02r01.

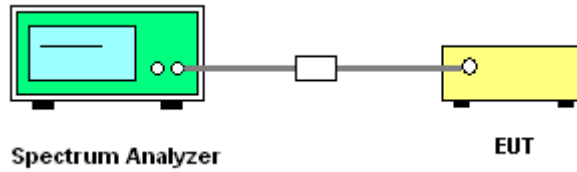
If measurements performed using method (2) plus  $10 \log(N)$  exceeds the emission limit, the test should choose method (1) before declaring that the device fails the emission limit.

Method (1): Measure and sum the spectra across the outputs.

The total final Power Spectral Density is from a device with 2 transmitter outputs. The spectrum measurements of the individual outputs are all performed with the same span and number of points, the spectrum value in the first spectral bin of output 1 is summed with that in the first spectral bin of output 2 to obtain the value for the first frequency bin of the summed spectrum.

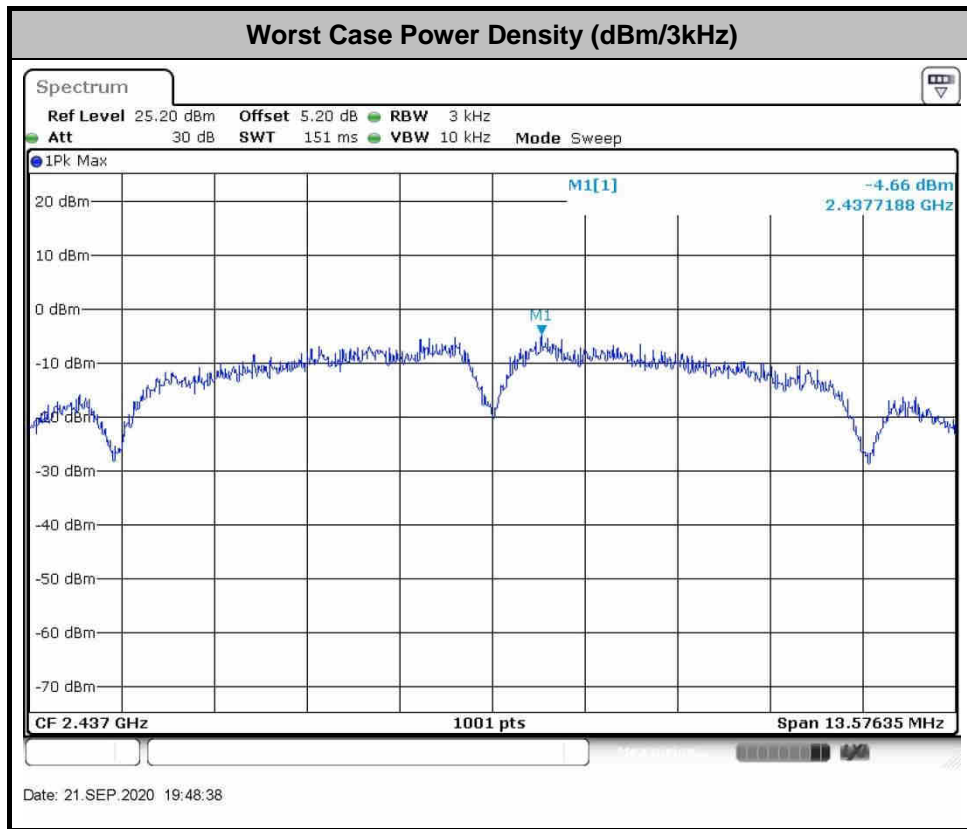
Method (2): Measure and add  $10 \log(N)$  dB, where N is the number of outputs. (N=2)

### 3.3.4 Test Setup



### 3.3.5 Test Result of Power Spectral Density

Please refer to Appendix A.





## 3.4 Conducted Band Edges and Spurious Emission Measurement

### 3.4.1 Limit of Conducted Band Edges and Spurious Emission Measurement

In any 100 kHz bandwidth outside of the authorized frequency band, the emissions which fall in the non-restricted bands shall be attenuated at least 20 dB / 30dB relative to the maximum PSD level in 100 kHz by RF conducted measurement.

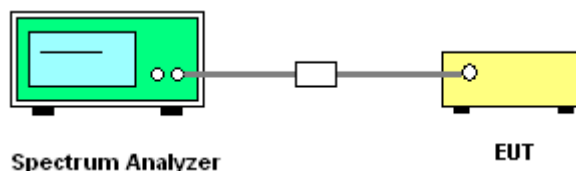
### 3.4.2 Measuring Instruments

The measuring equipment is listed in the section 4 of this test report.

### 3.4.3 Test Procedures

1. The testing follows ANSI C63.10-2013 clause 11.13
2. The RF output of EUT was connected to the spectrum analyzer by RF cable and attenuator. The path loss was compensated to the results for each measurement.
3. Set to the maximum power setting and enable the EUT transmit continuously.
4. Set RBW = 100 kHz, VBW=300 kHz, Peak Detector. Unwanted Emissions measured in any 100 kHz bandwidth outside of the authorized frequency band shall be attenuated by at least 20 dB relative to the maximum in-band peak PSD level in 100 kHz when maximum peak conducted output power procedure is used. If the transmitter complies with the conducted power limits based on the use of RMS averaging over a time interval, the attenuation required under this paragraph shall be 30 dB instead of 20 dB per 15.247(d).
5. Measure and record the results in the test report.
6. The RF fundamental frequency should be excluded against the limit line in the operating frequency band.

### 3.4.4 Test Setup



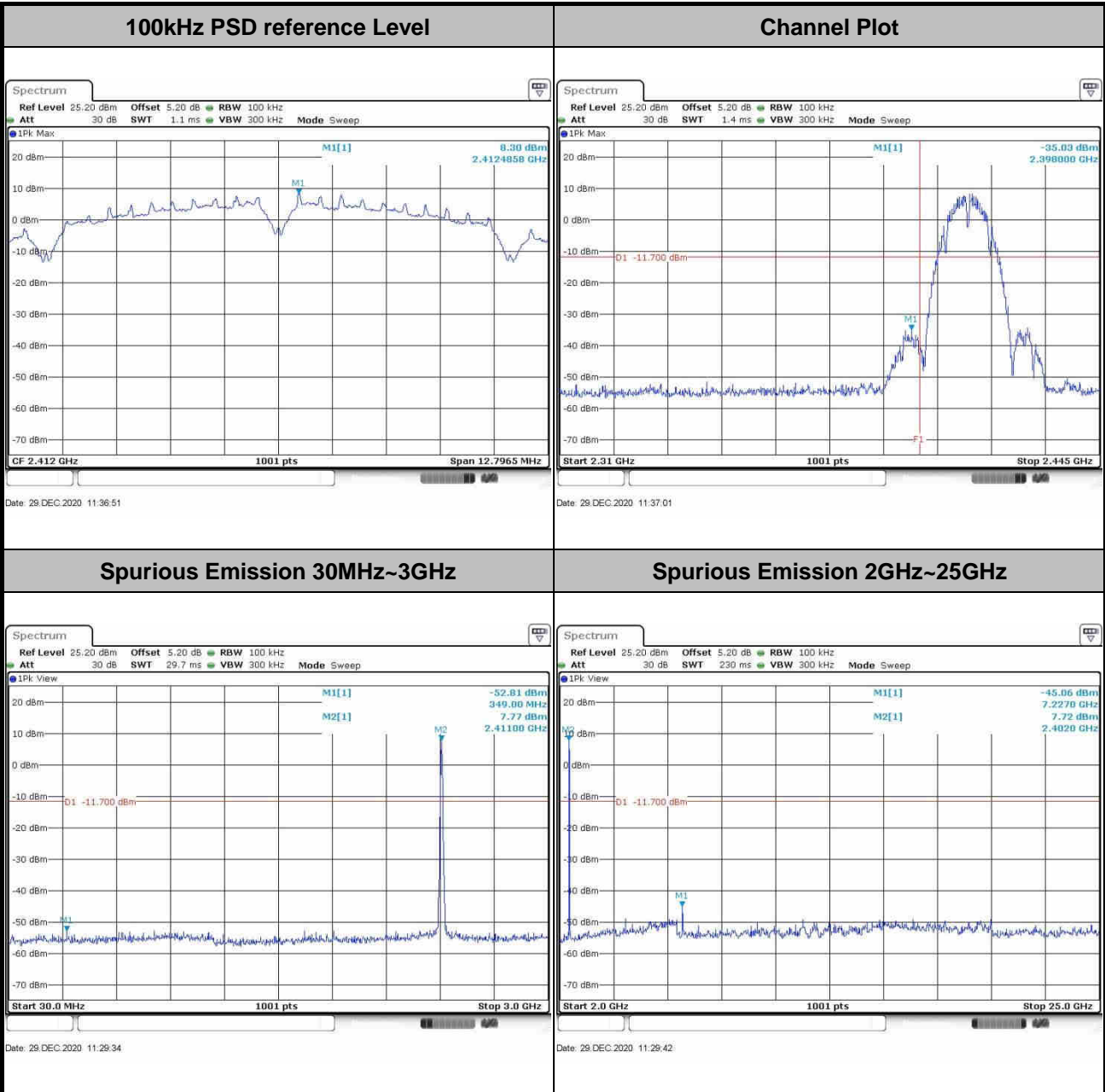


### 3.4.5 Test Result of Conducted Band Edges and Spurious Emission

|                          |                     |         |
|--------------------------|---------------------|---------|
| Test Engineer : Rise liu | Temperature :       | 21~25°C |
|                          | Relative Humidity : | 51~54%  |

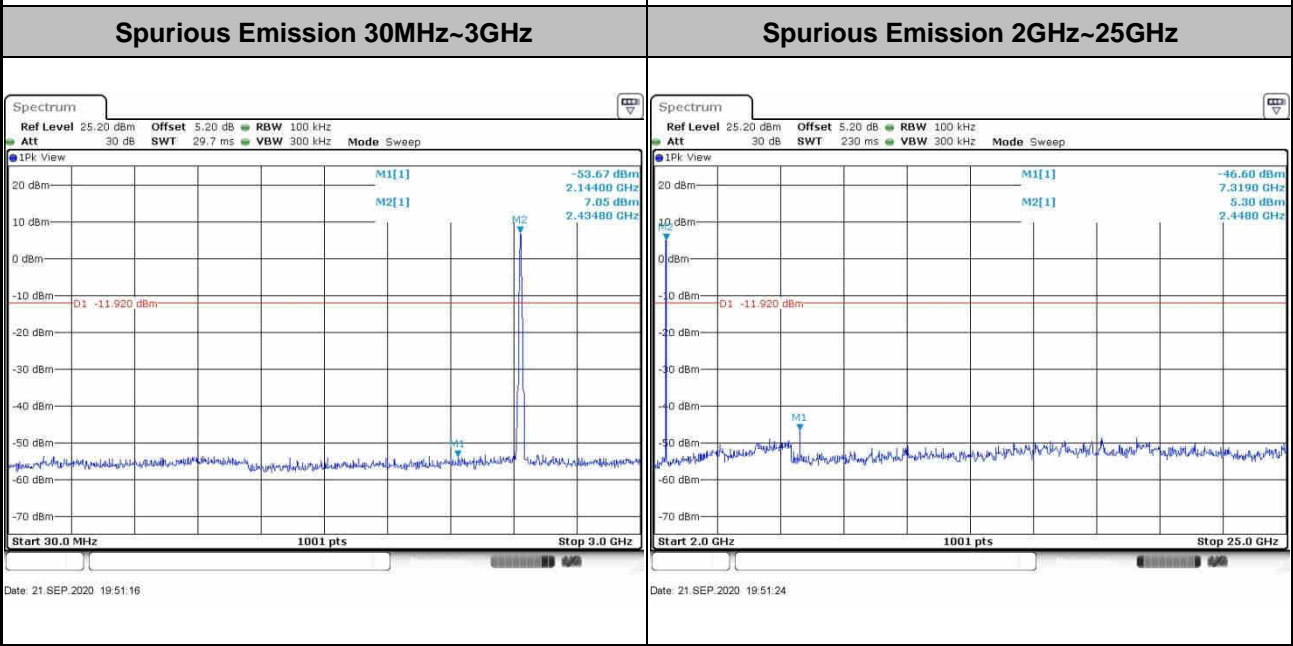
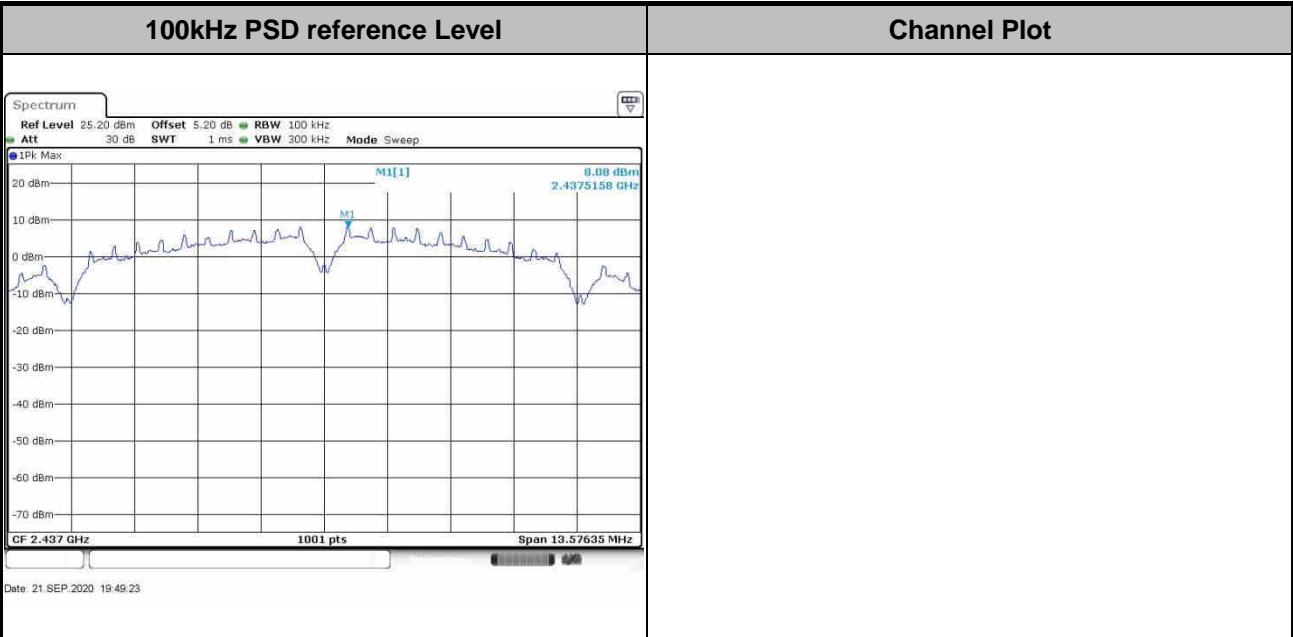
Number of TX = 2, Ant. 1 (Measured)

|             |         |                |    |
|-------------|---------|----------------|----|
| Test Mode : | 802.11b | Test Channel : | 01 |
|-------------|---------|----------------|----|



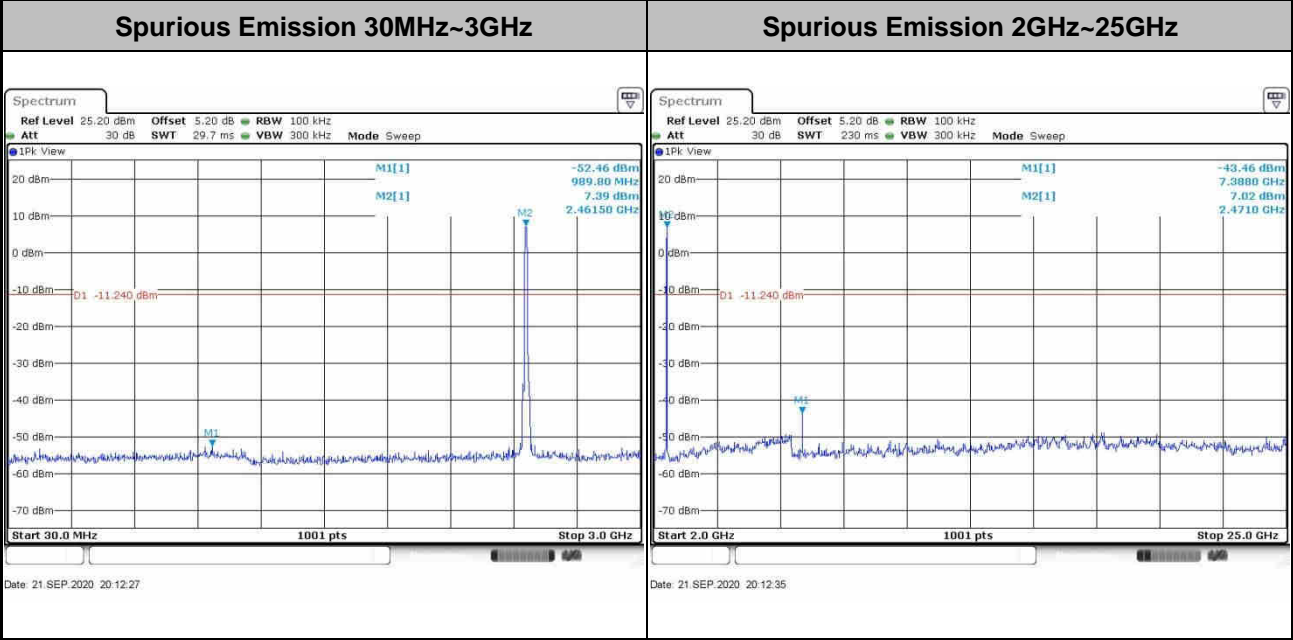
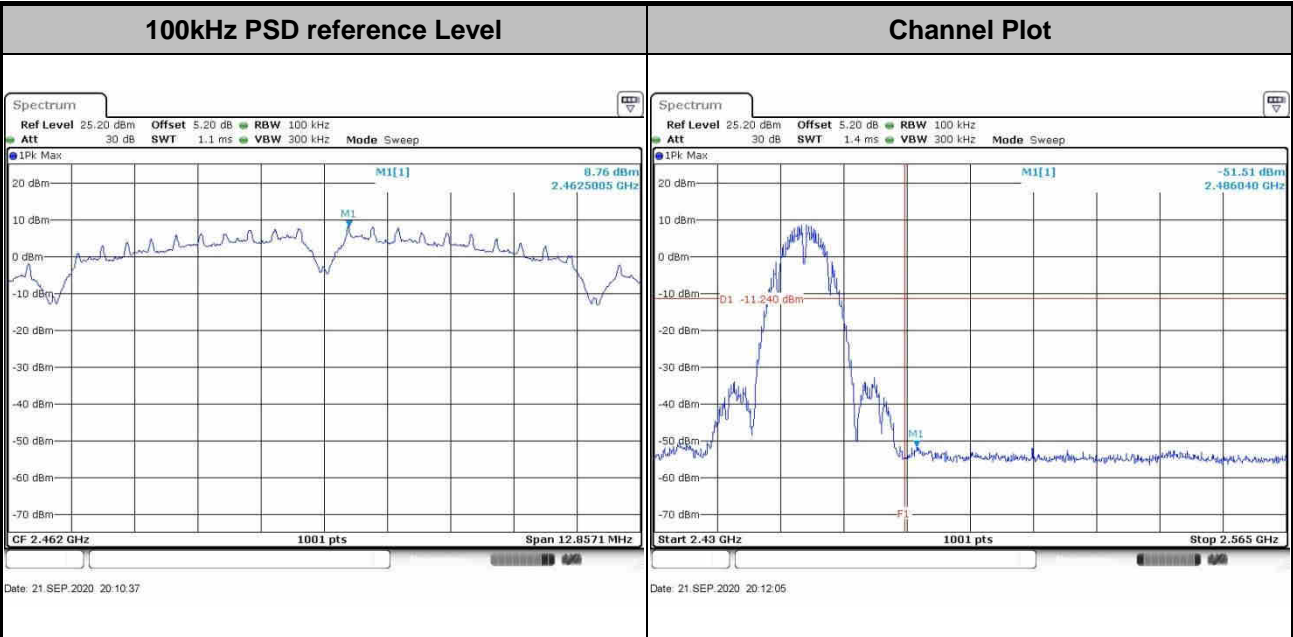


|             |         |                |    |
|-------------|---------|----------------|----|
| Test Mode : | 802.11b | Test Channel : | 06 |
|-------------|---------|----------------|----|



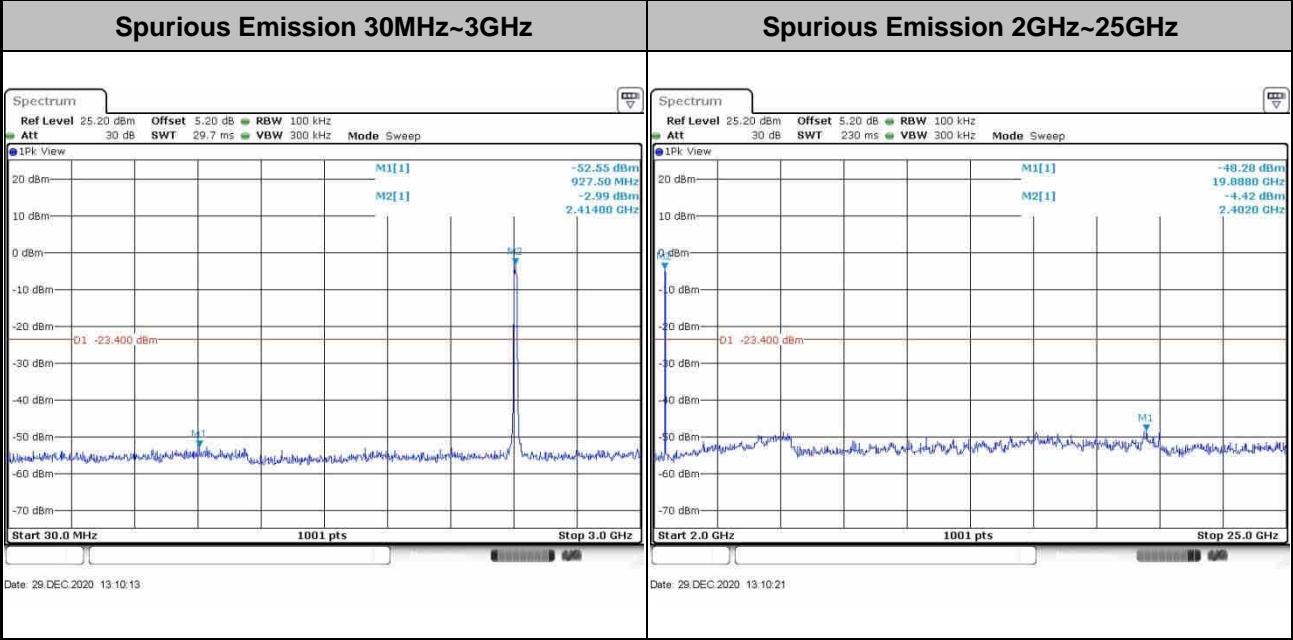
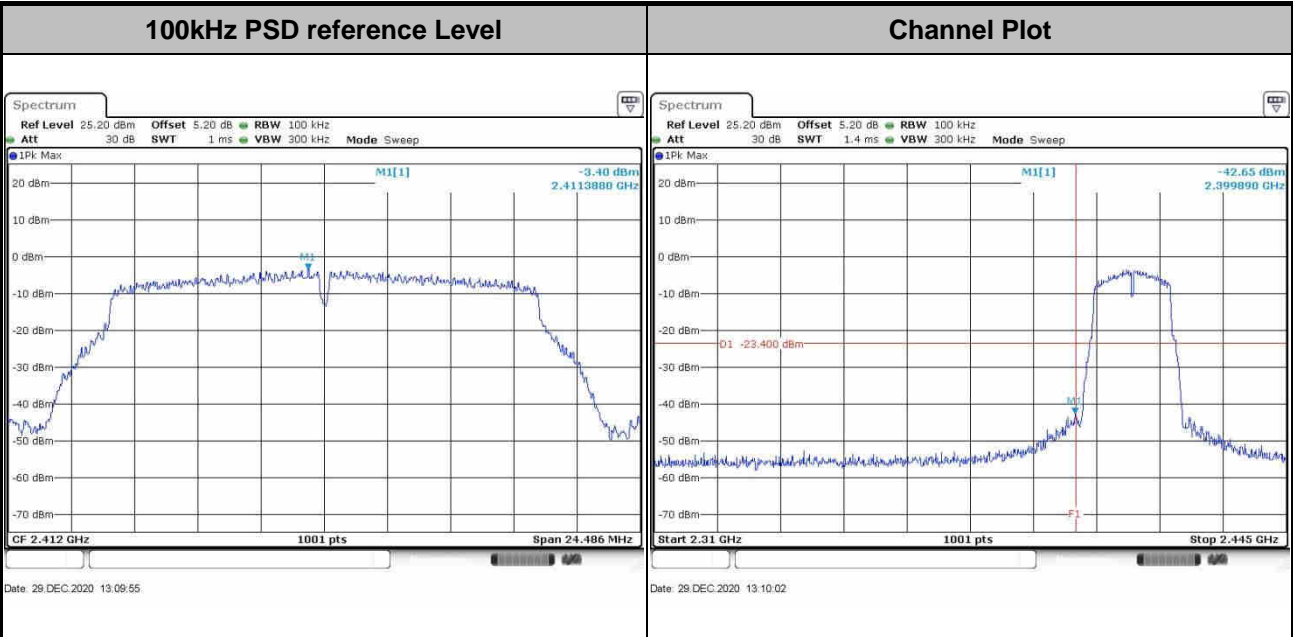


|             |         |                |    |
|-------------|---------|----------------|----|
| Test Mode : | 802.11b | Test Channel : | 11 |
|-------------|---------|----------------|----|



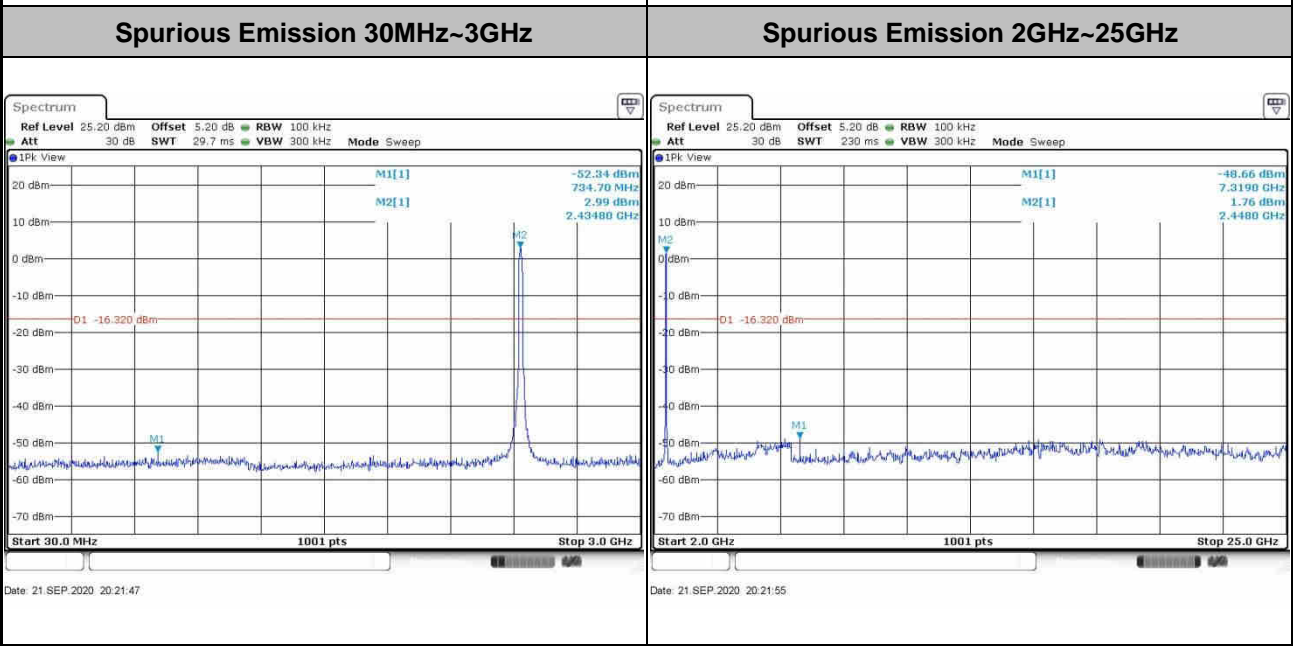
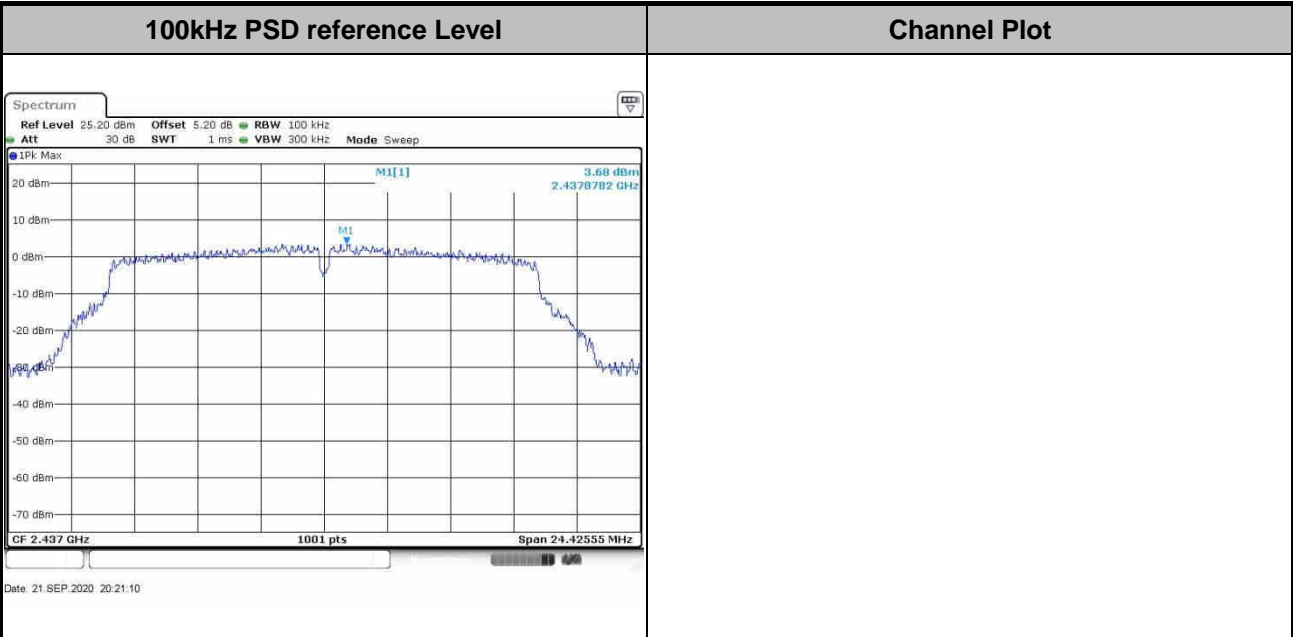


Test Mode : 802.11g Test Channel : 01



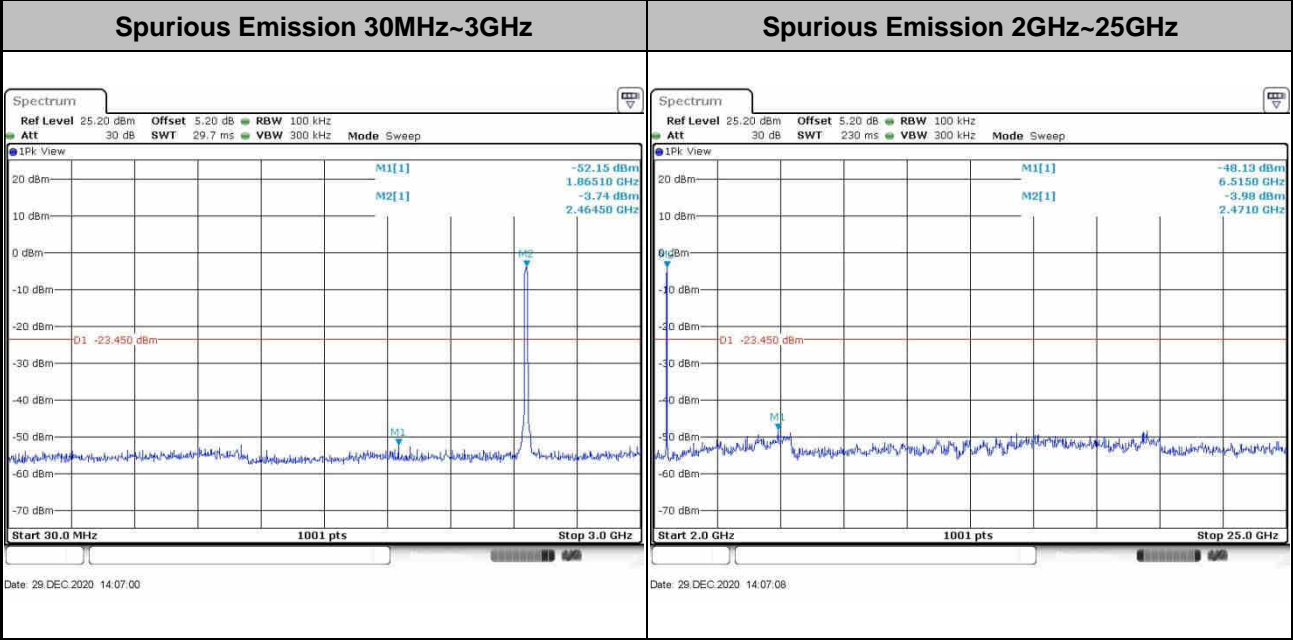
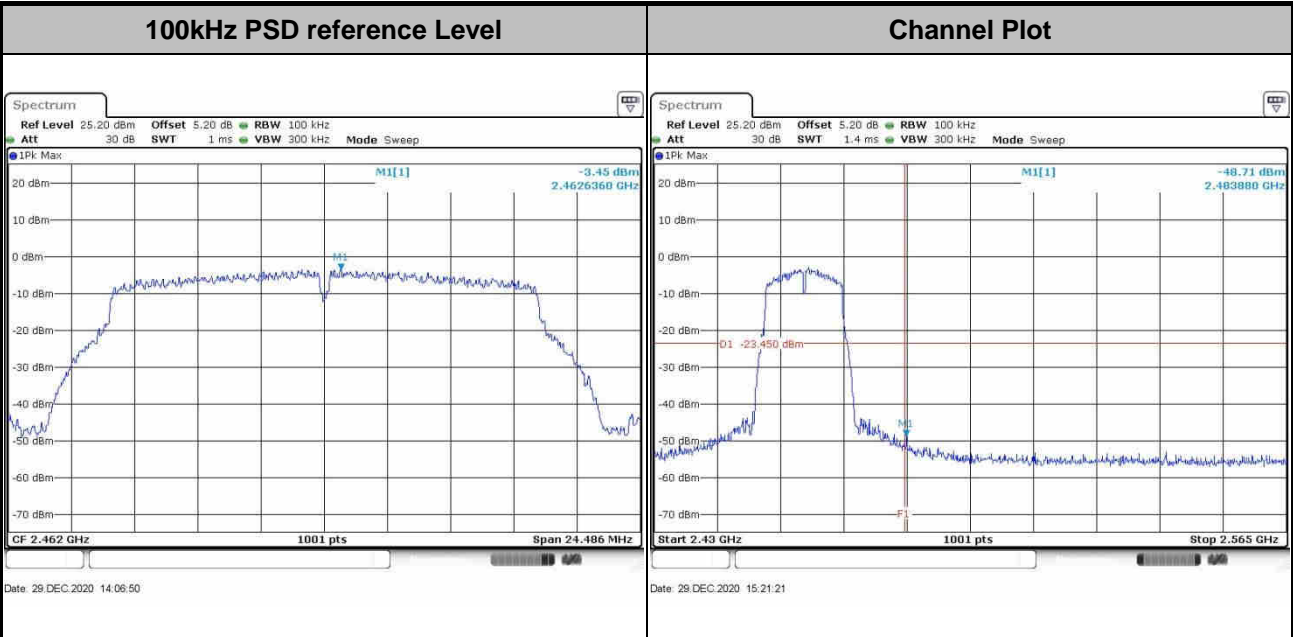


|             |         |                |    |
|-------------|---------|----------------|----|
| Test Mode : | 802.11g | Test Channel : | 06 |
|-------------|---------|----------------|----|



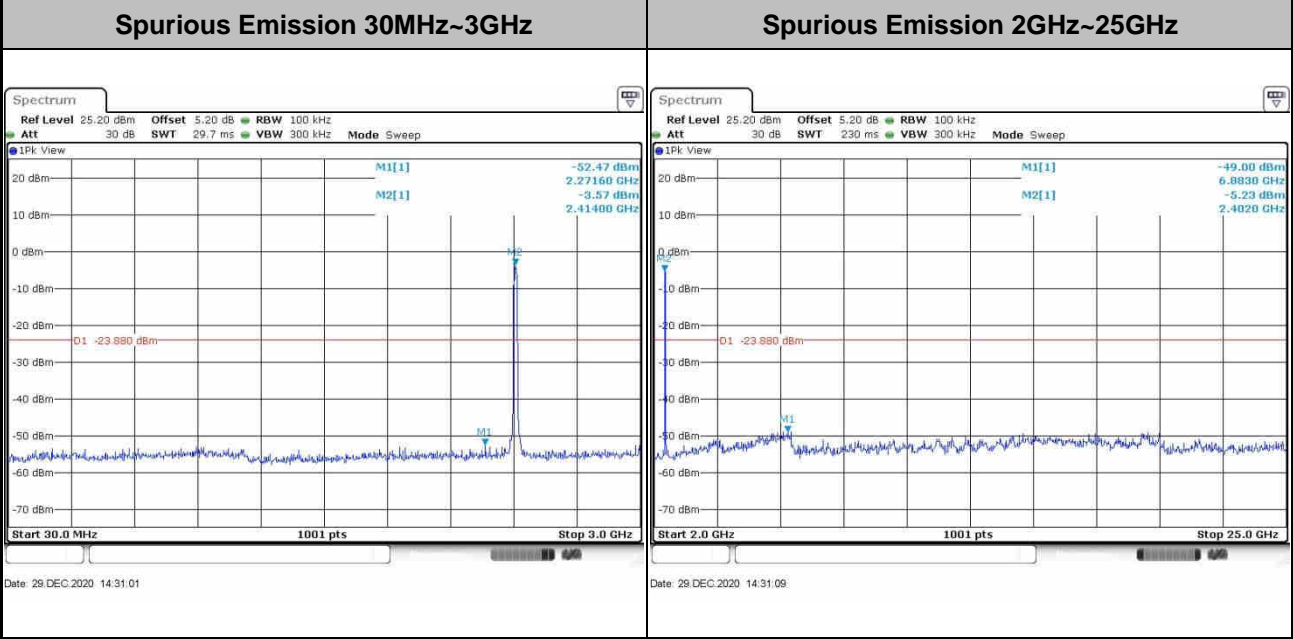
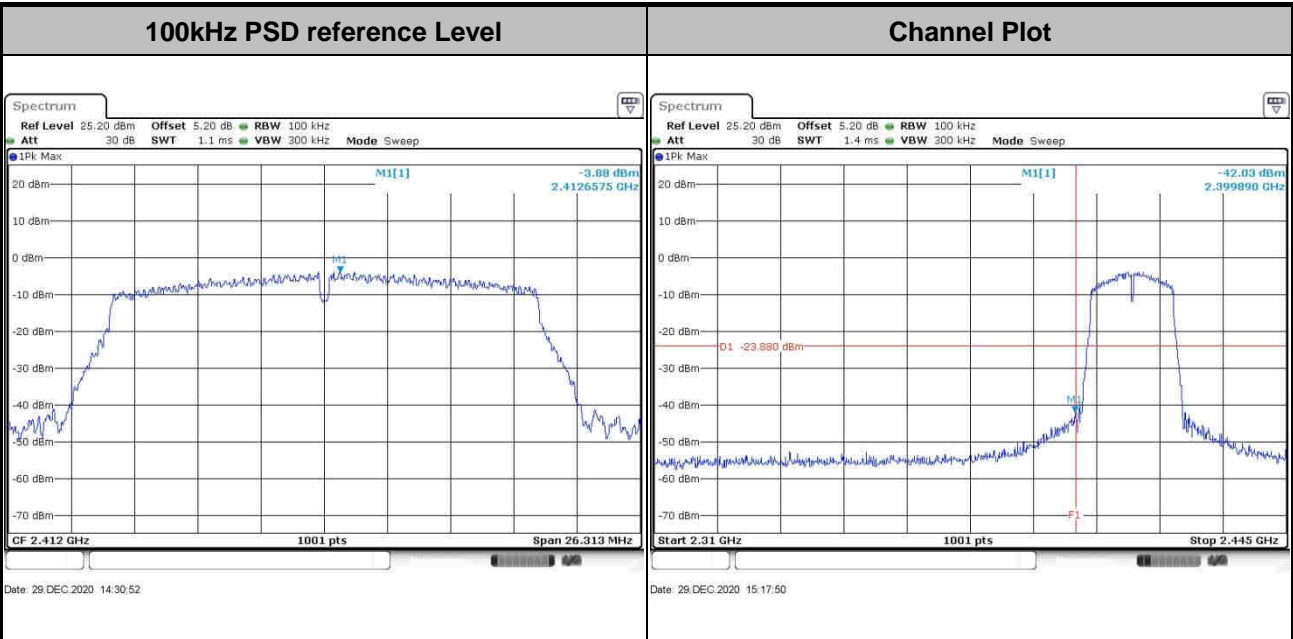


Test Mode : 802.11g Test Channel : 11





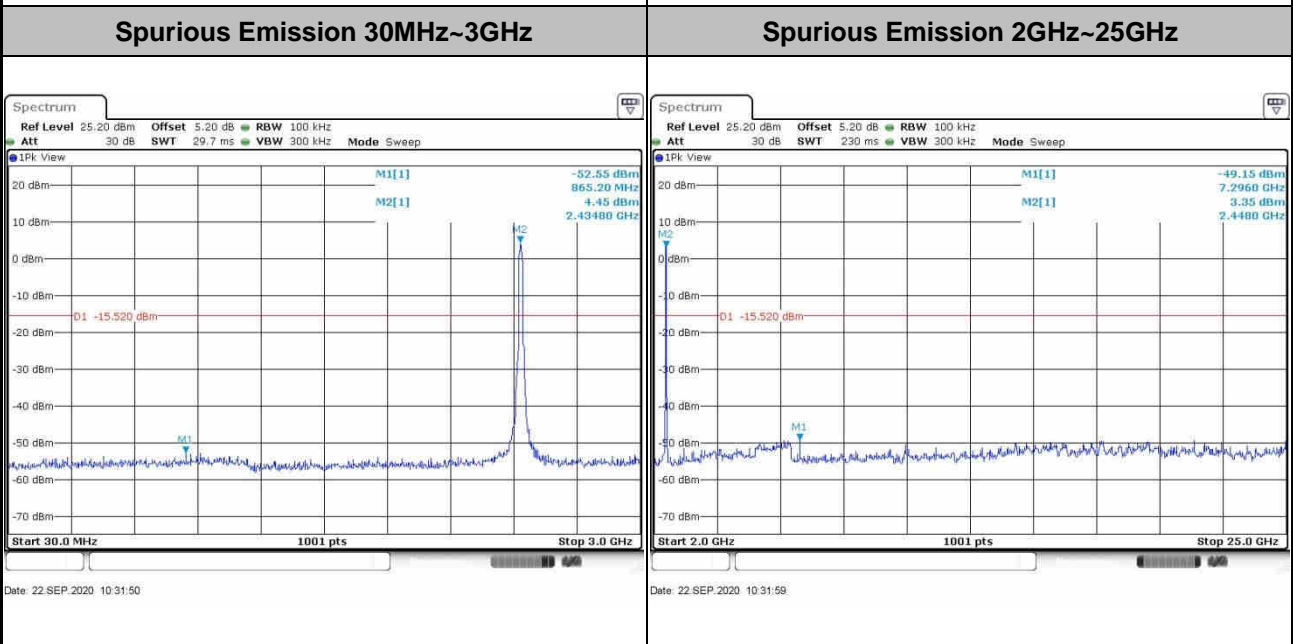
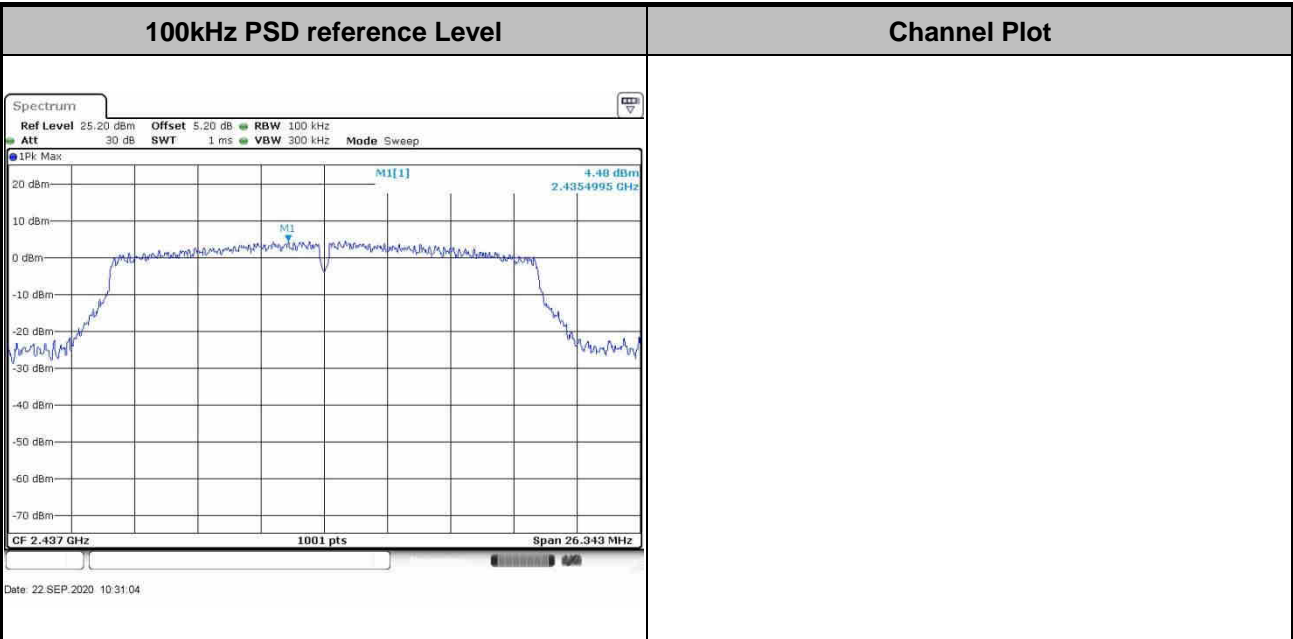
Test Mode : 802.11n HT20 Test Channel : 01





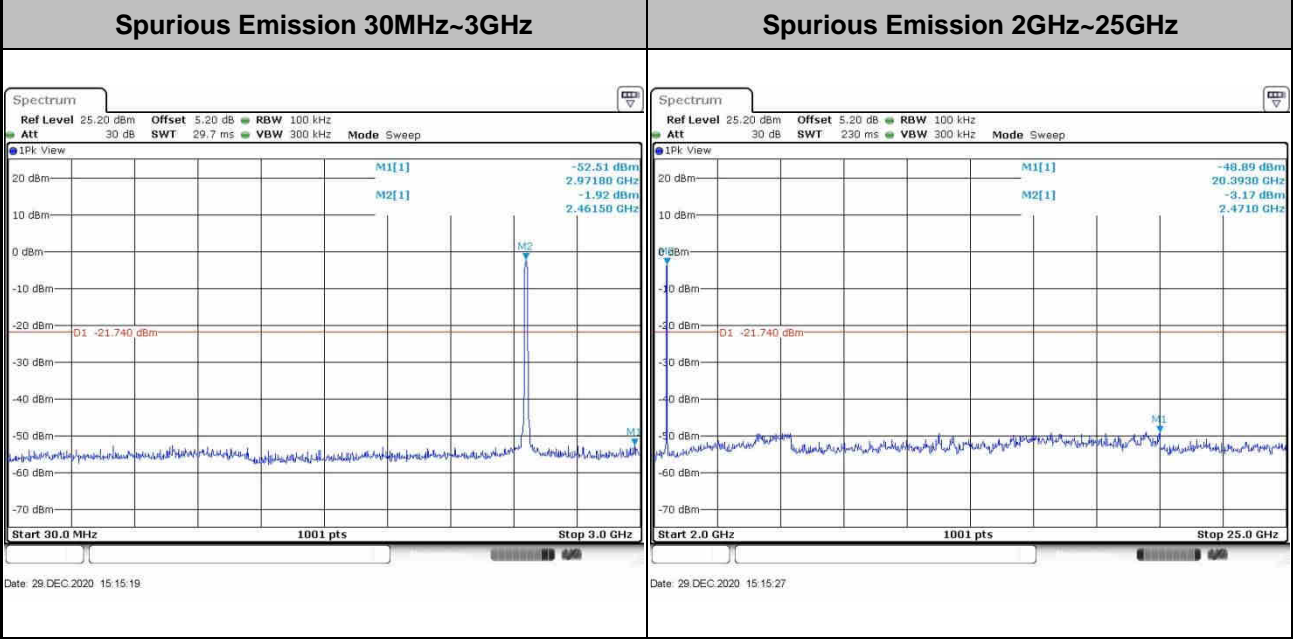
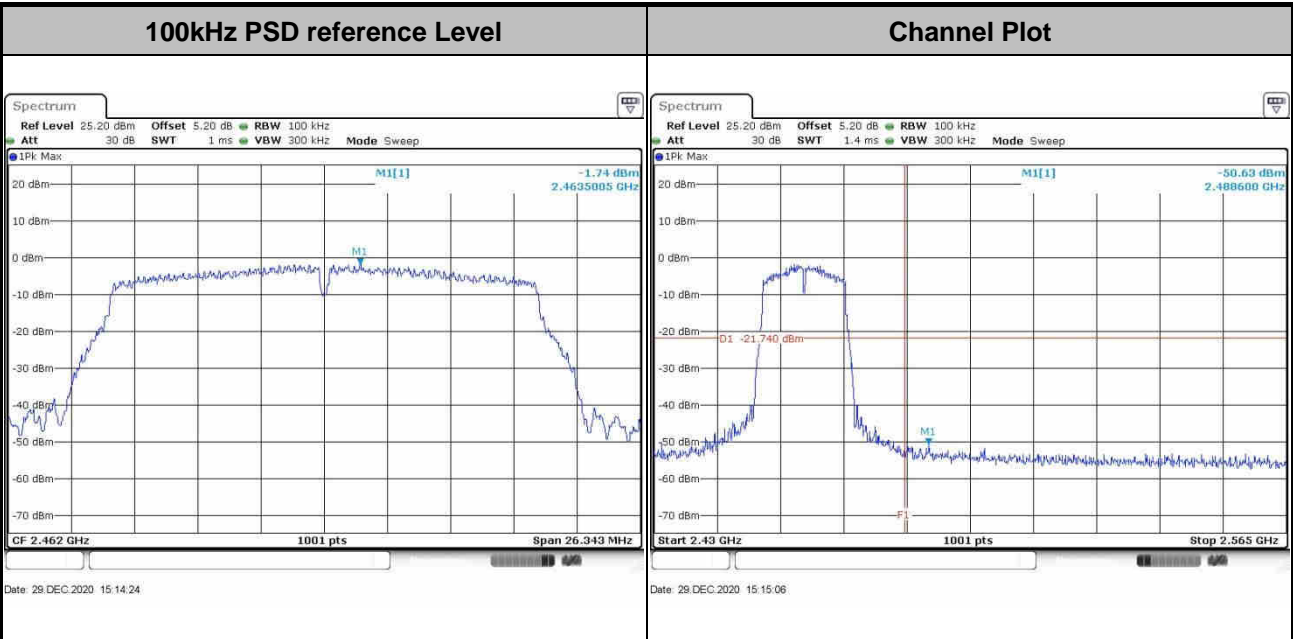


|             |              |                |    |
|-------------|--------------|----------------|----|
| Test Mode : | 802.11n HT20 | Test Channel : | 06 |
|-------------|--------------|----------------|----|





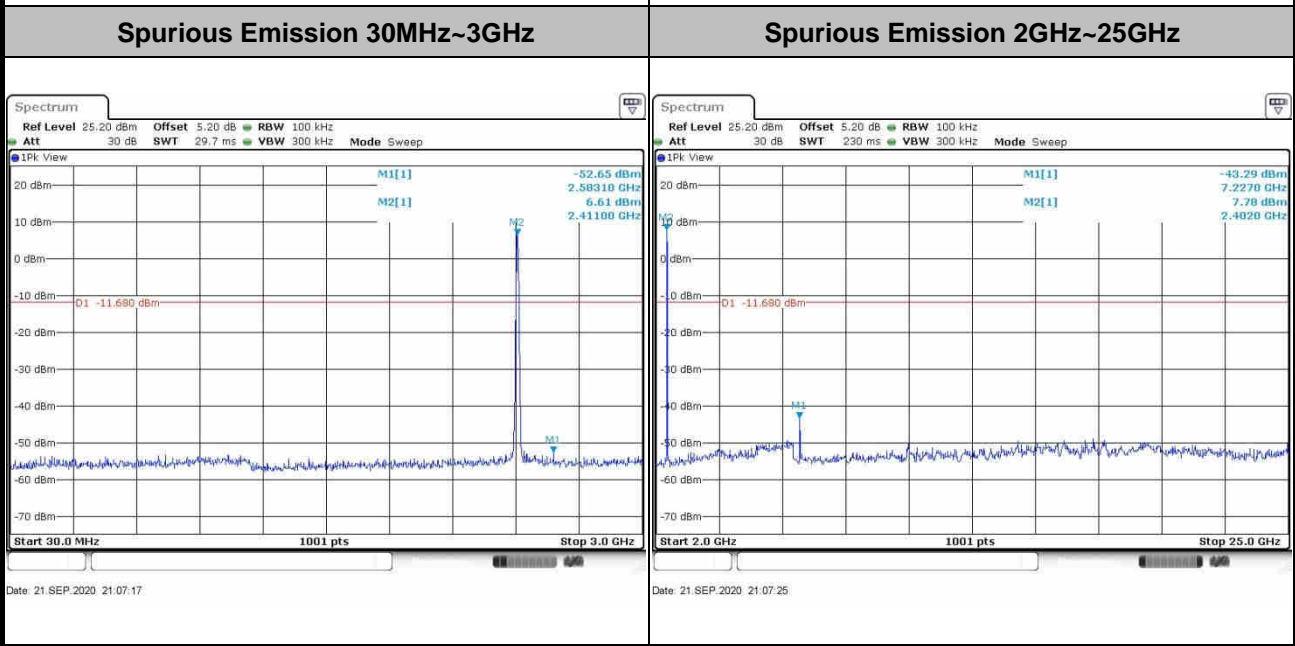
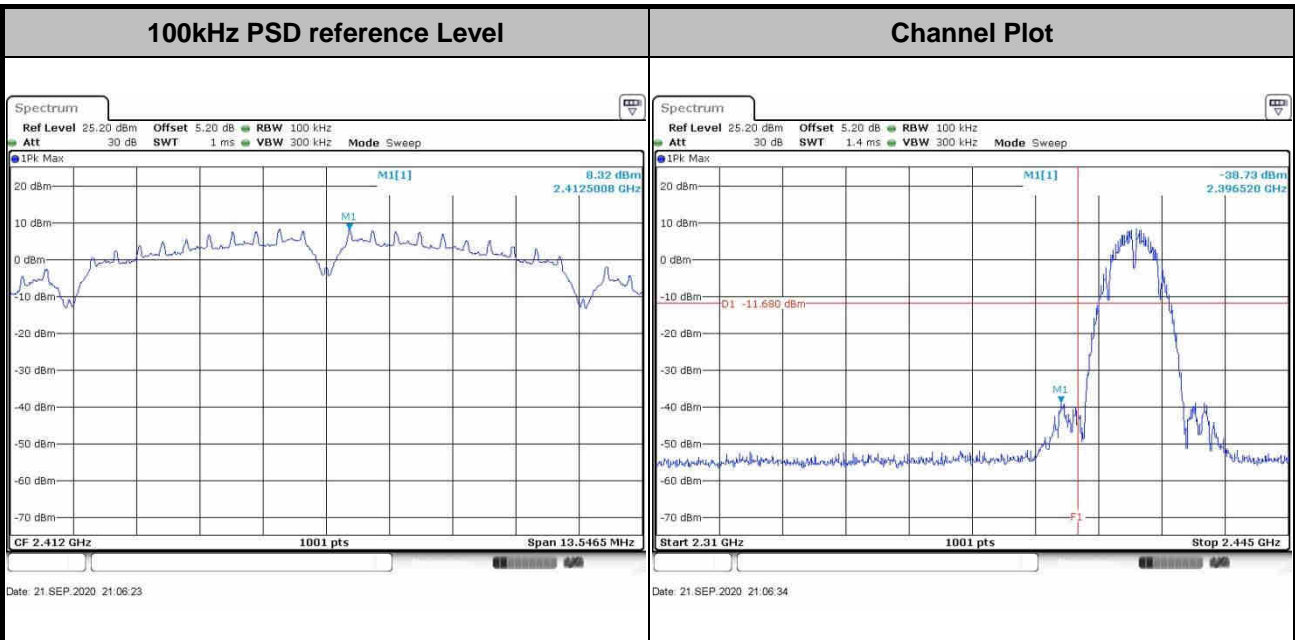
|             |              |                |    |
|-------------|--------------|----------------|----|
| Test Mode : | 802.11n HT20 | Test Channel : | 11 |
|-------------|--------------|----------------|----|





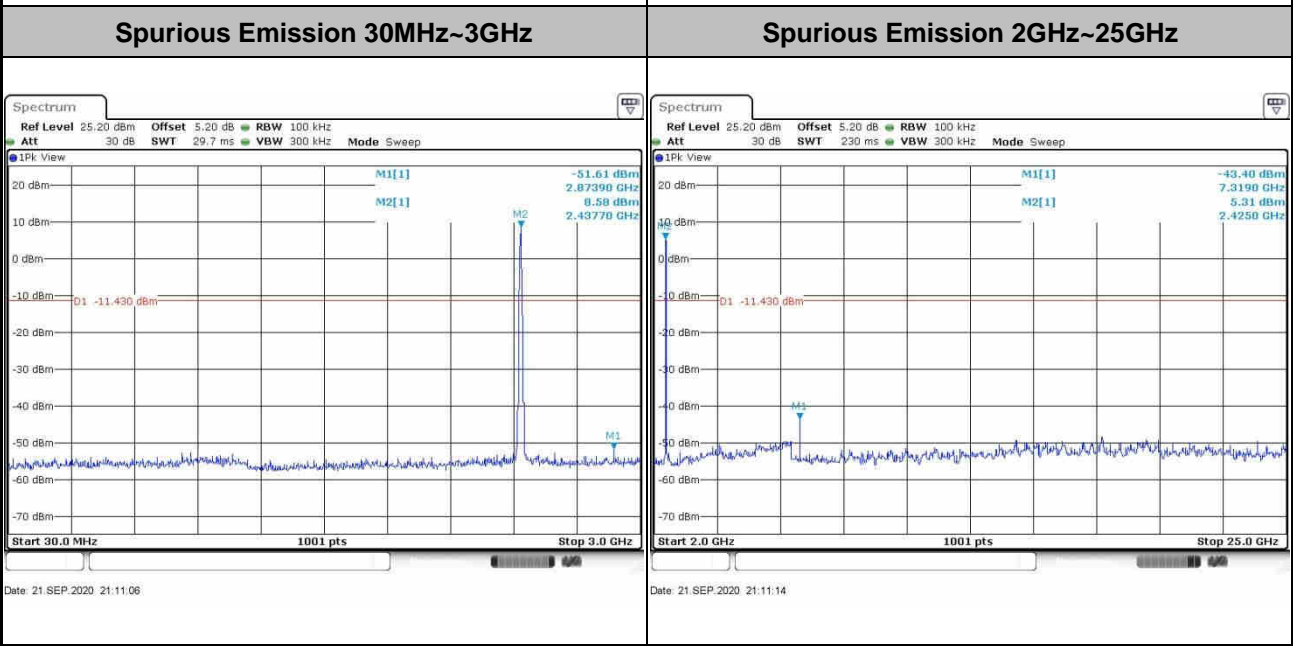
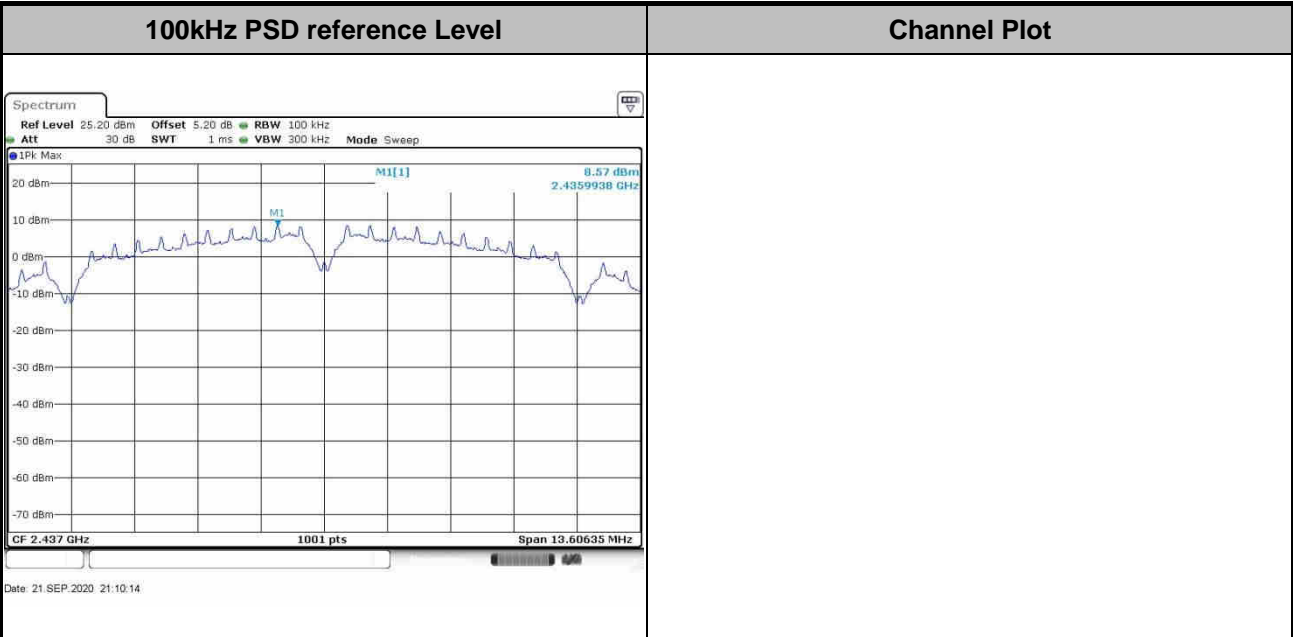
Number of TX = 2, Ant. 2 (Measured)

|             |         |                |    |
|-------------|---------|----------------|----|
| Test Mode : | 802.11b | Test Channel : | 01 |
|-------------|---------|----------------|----|



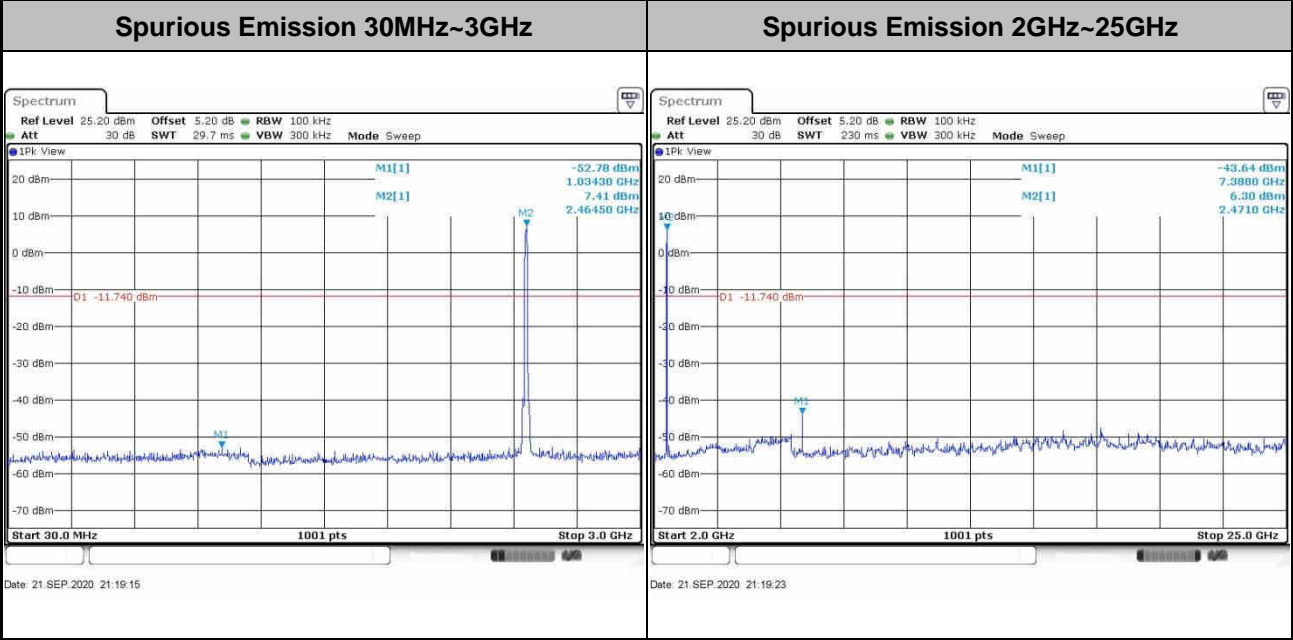
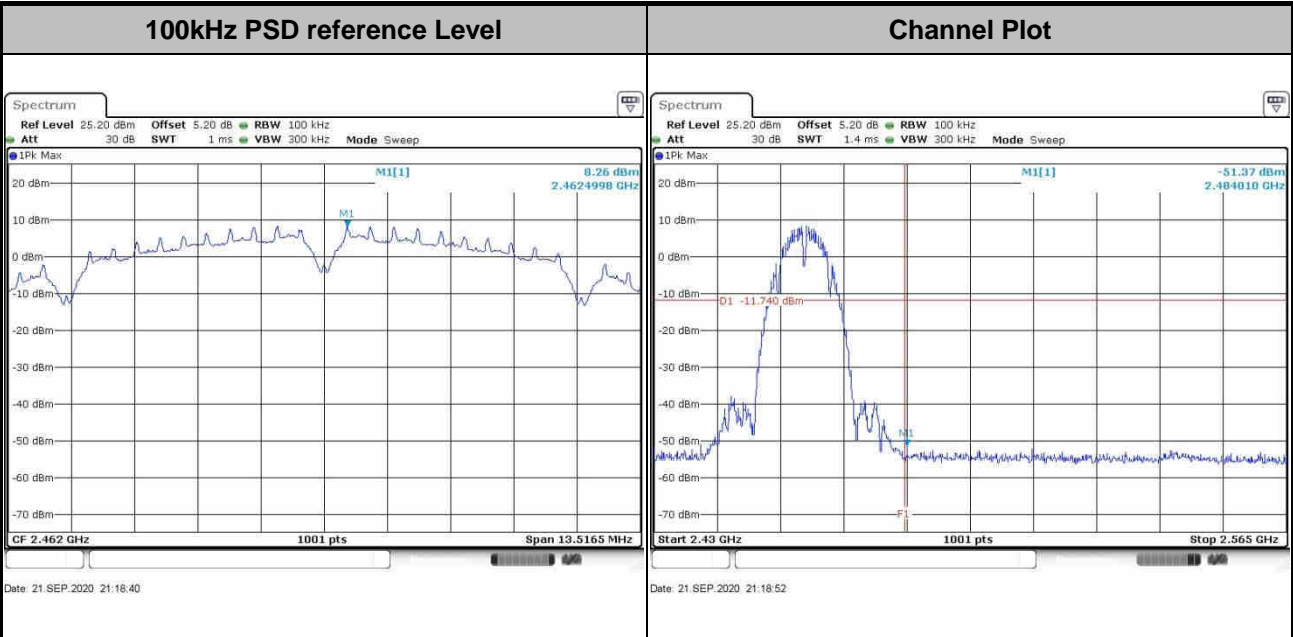


|             |         |                |    |
|-------------|---------|----------------|----|
| Test Mode : | 802.11b | Test Channel : | 06 |
|-------------|---------|----------------|----|



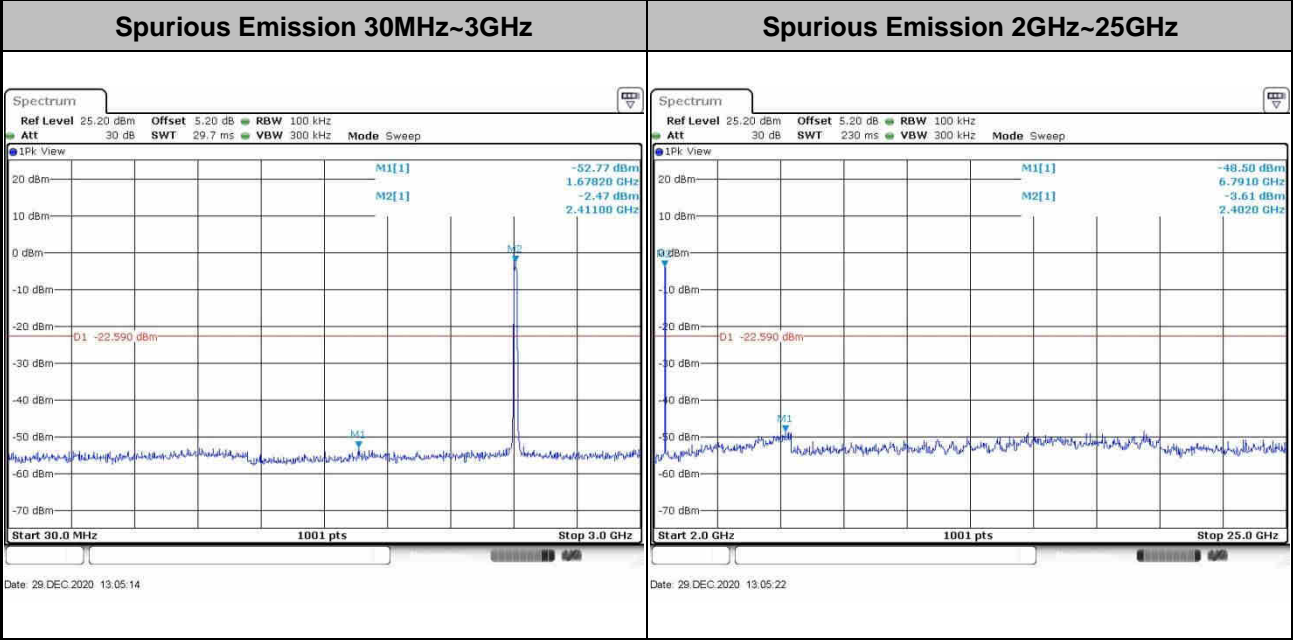
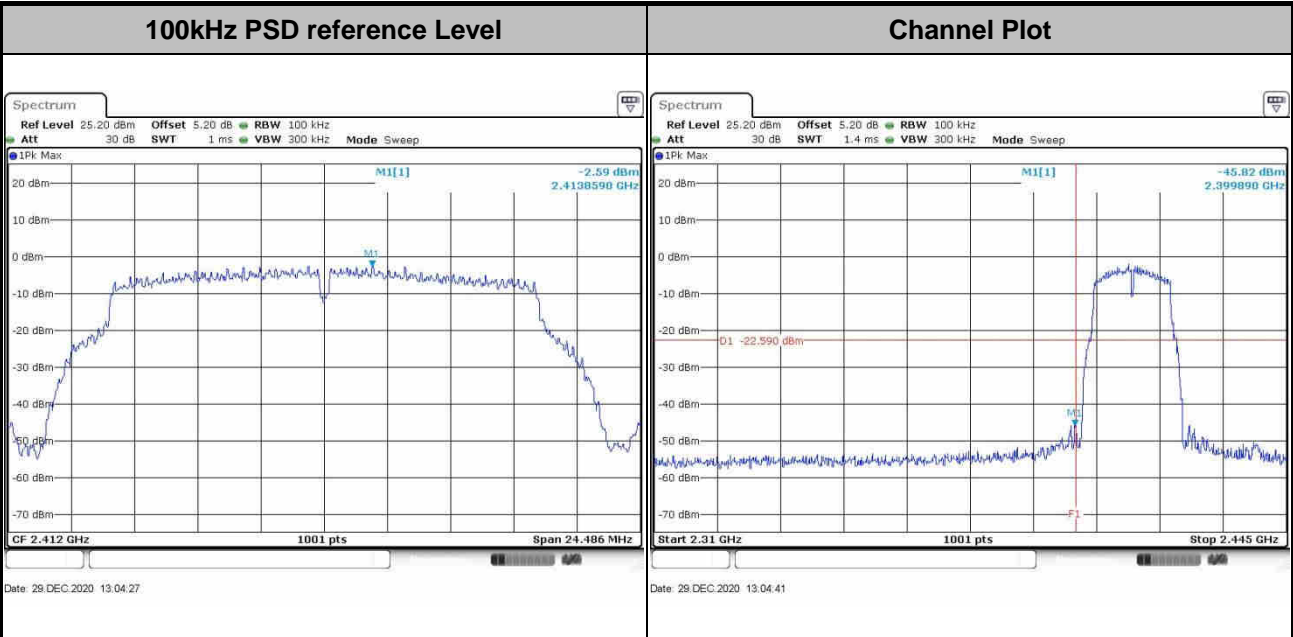


|                            |                          |
|----------------------------|--------------------------|
| <b>Test Mode :</b> 802.11b | <b>Test Channel :</b> 11 |
|----------------------------|--------------------------|



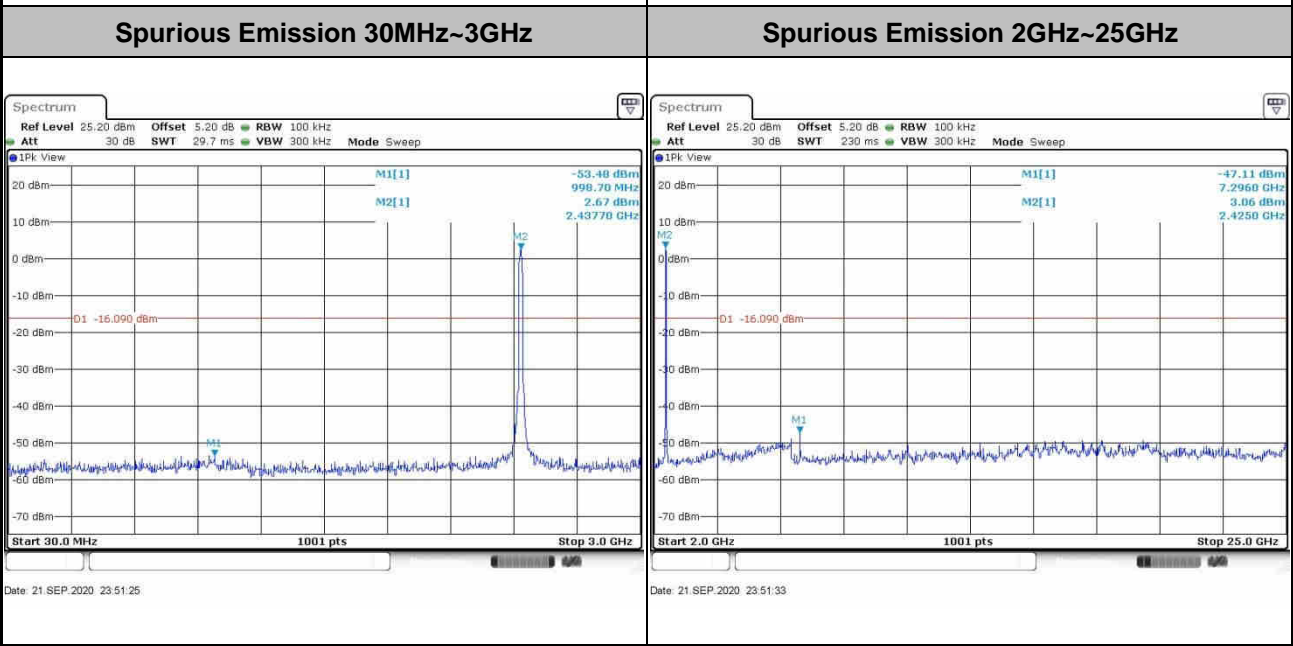
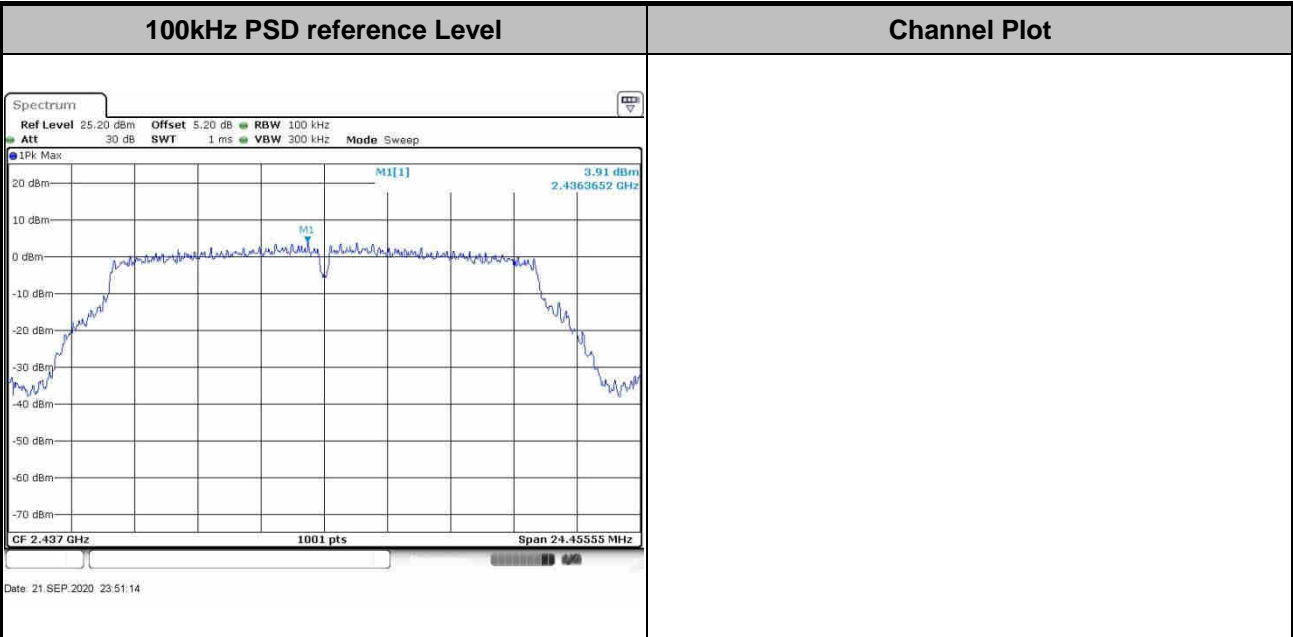


|                            |                          |
|----------------------------|--------------------------|
| <b>Test Mode :</b> 802.11g | <b>Test Channel :</b> 01 |
|----------------------------|--------------------------|



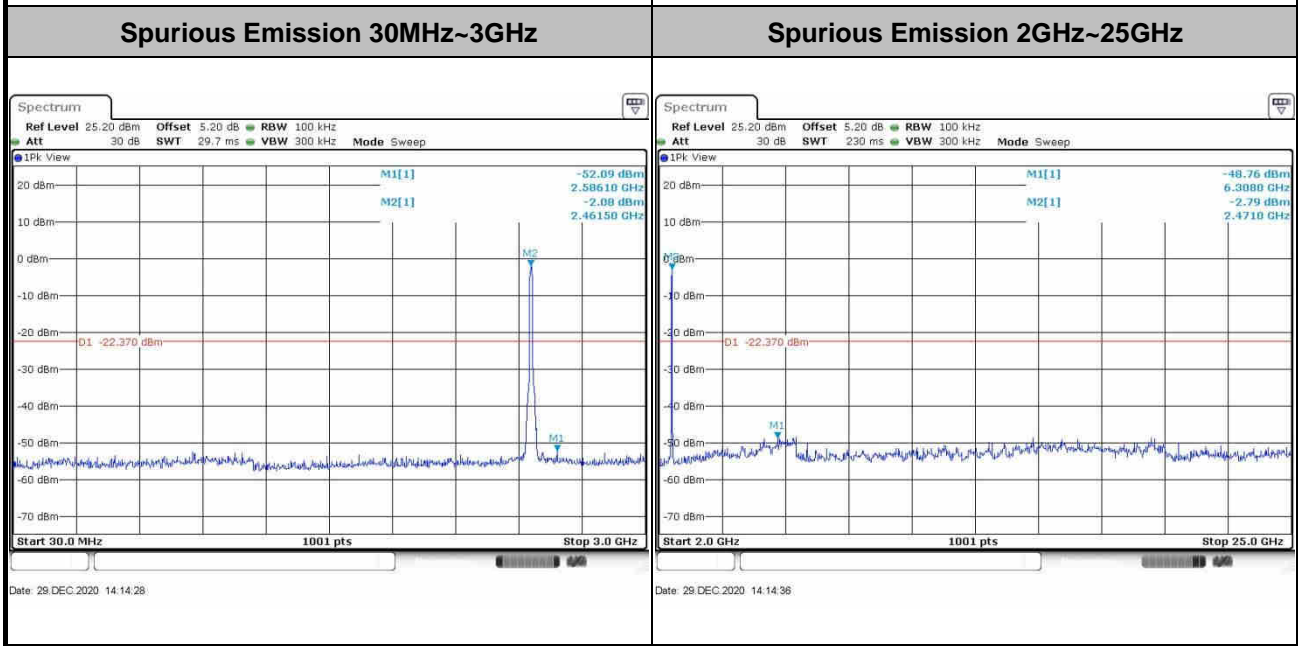
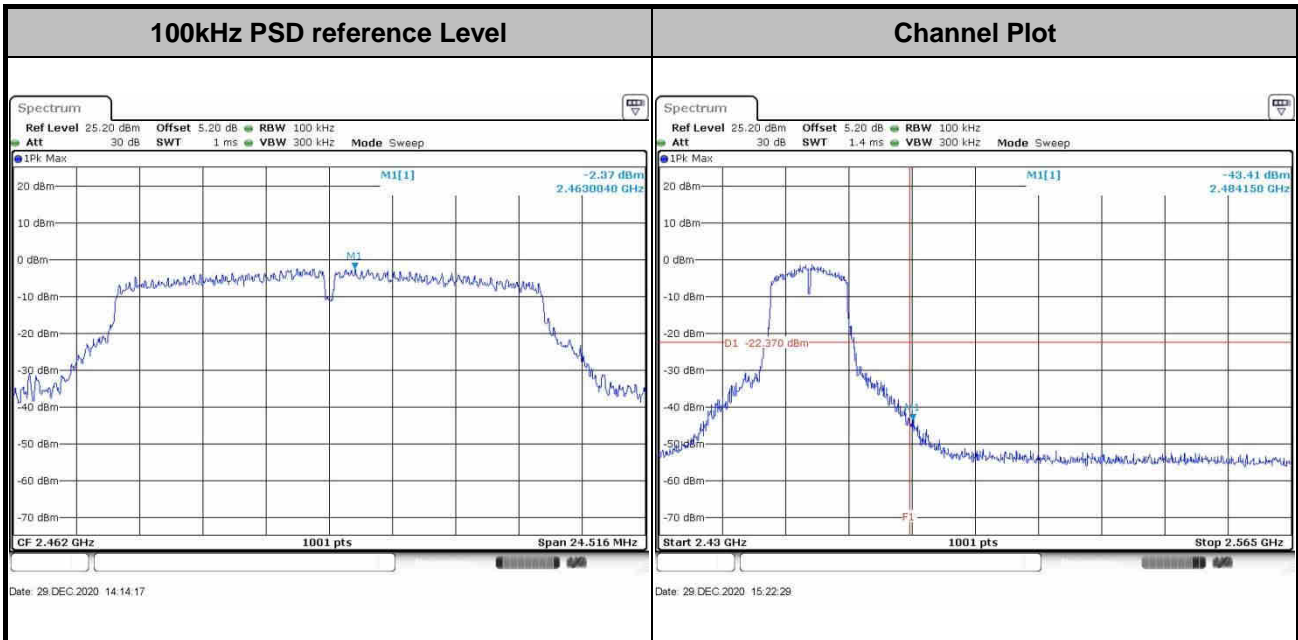


|             |         |                |    |
|-------------|---------|----------------|----|
| Test Mode : | 802.11g | Test Channel : | 06 |
|-------------|---------|----------------|----|





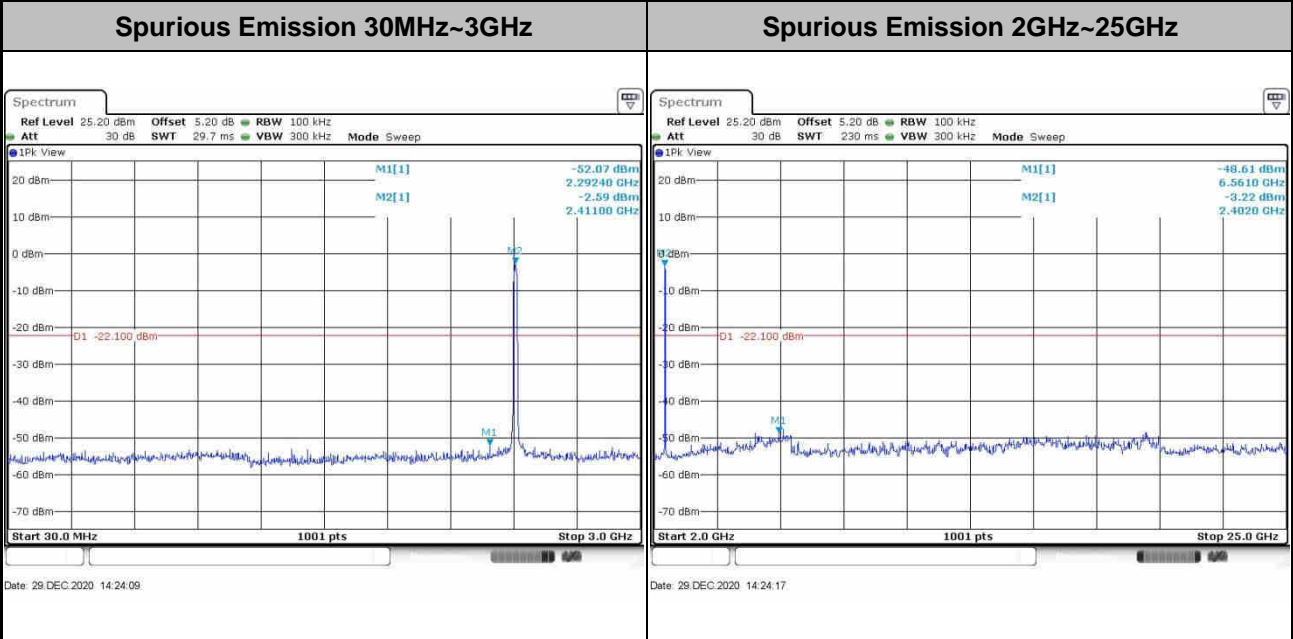
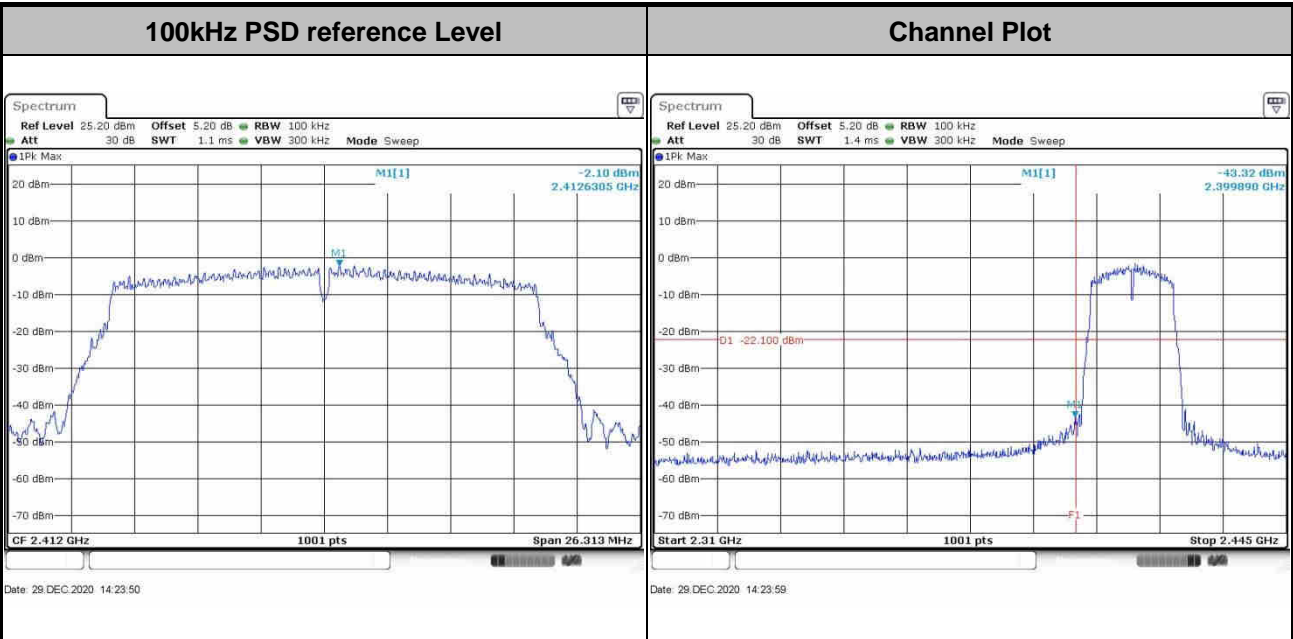
|             |         |                |    |
|-------------|---------|----------------|----|
| Test Mode : | 802.11g | Test Channel : | 11 |
|-------------|---------|----------------|----|





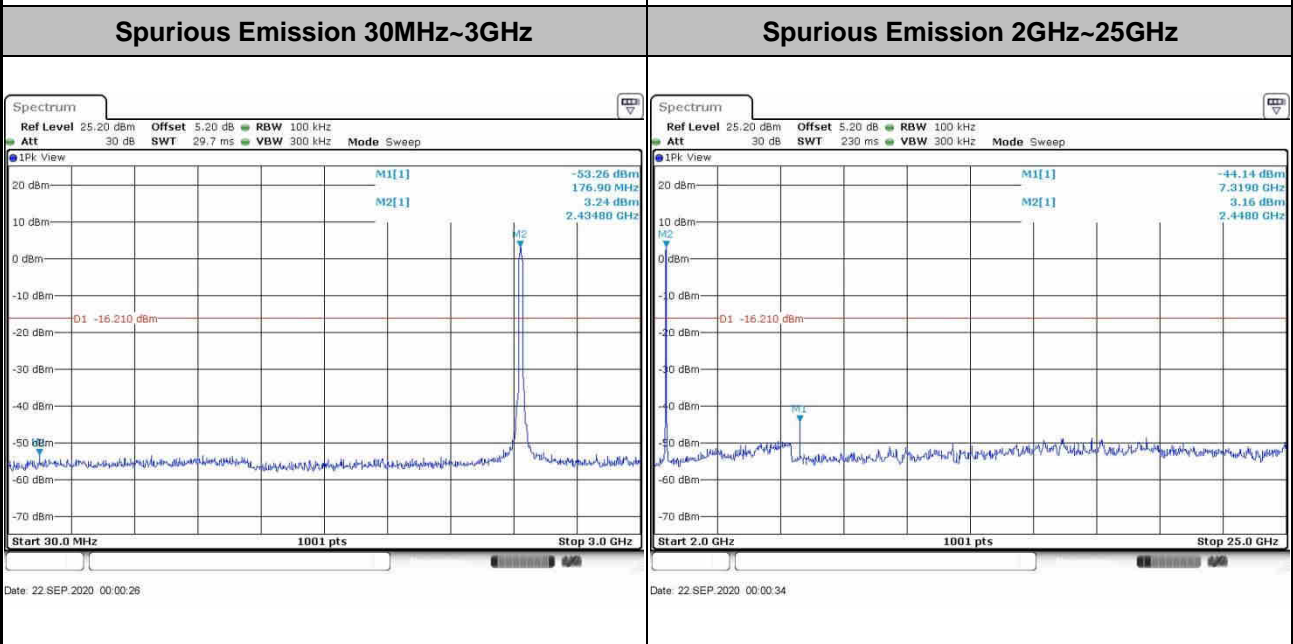
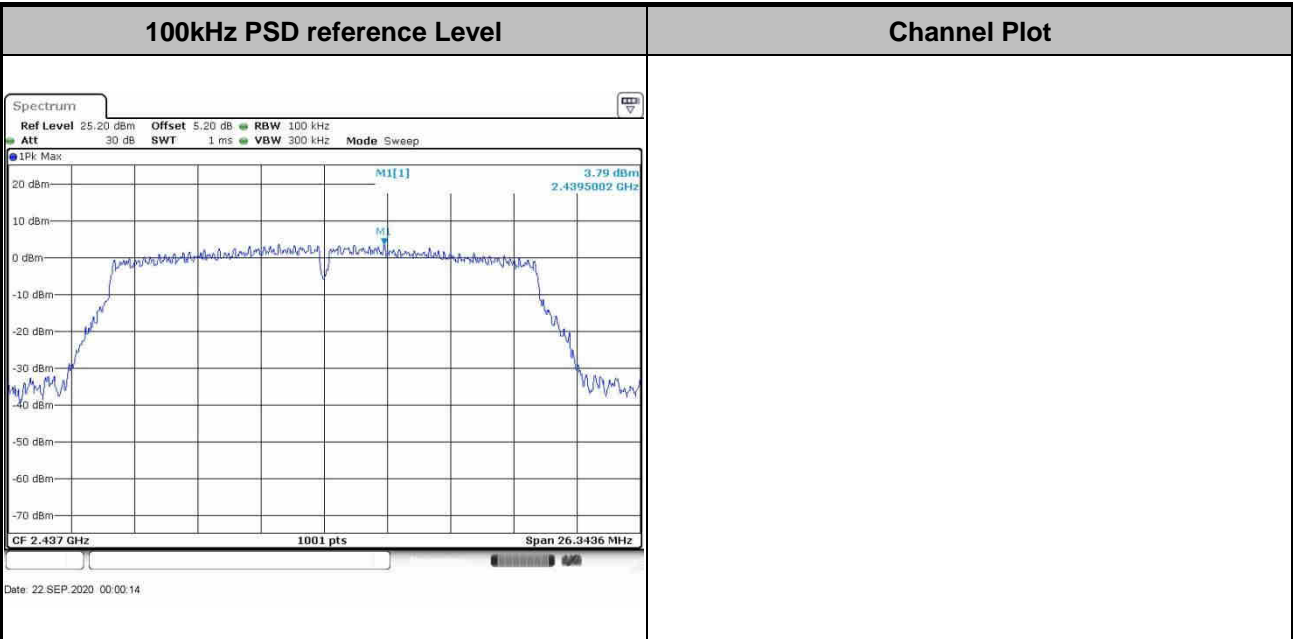


|             |              |                |    |
|-------------|--------------|----------------|----|
| Test Mode : | 802.11n HT20 | Test Channel : | 01 |
|-------------|--------------|----------------|----|



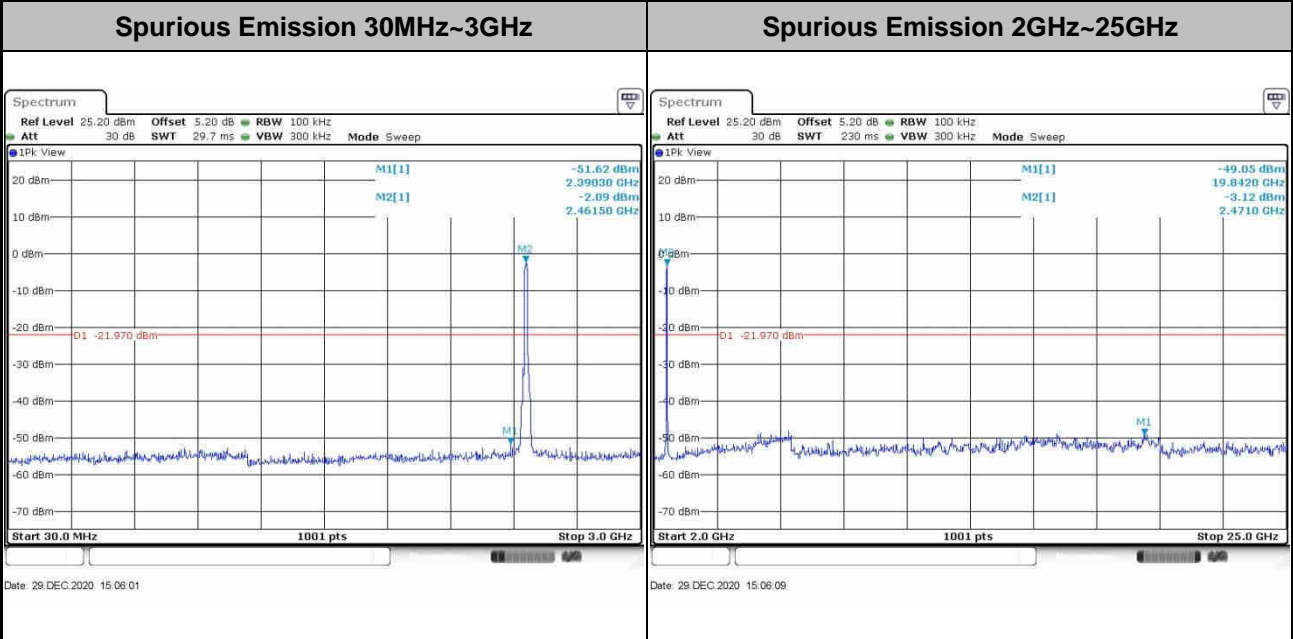
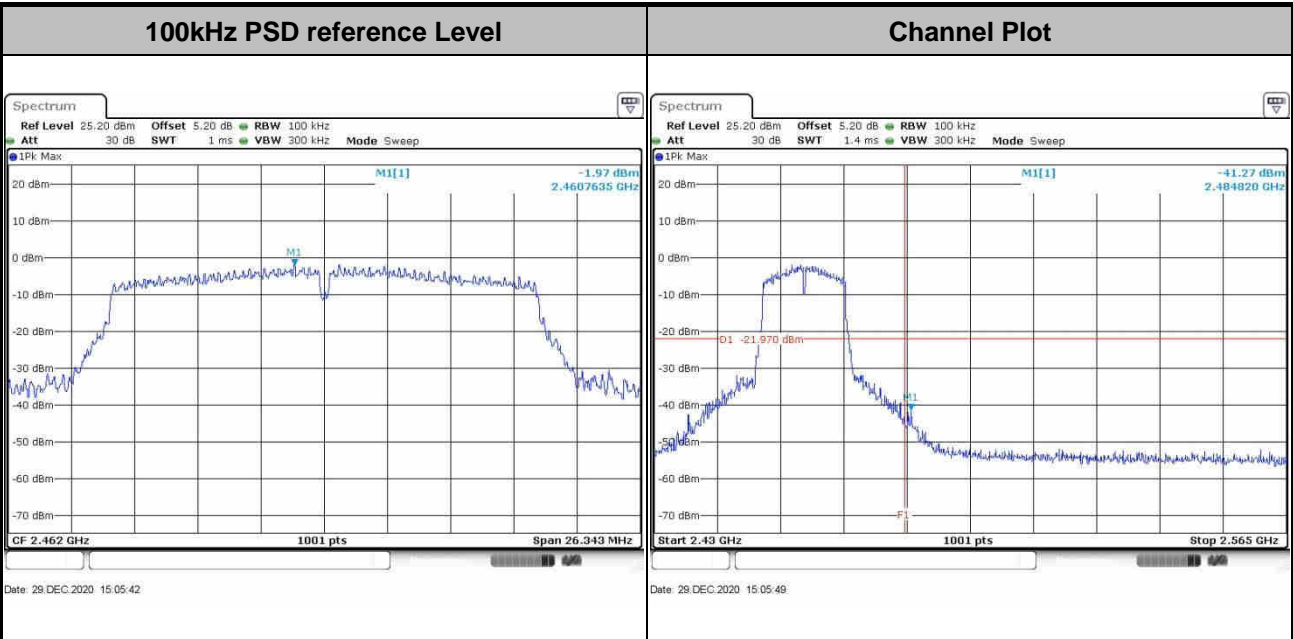


|             |              |                |    |
|-------------|--------------|----------------|----|
| Test Mode : | 802.11n HT20 | Test Channel : | 06 |
|-------------|--------------|----------------|----|





|             |              |                |    |
|-------------|--------------|----------------|----|
| Test Mode : | 802.11n HT20 | Test Channel : | 11 |
|-------------|--------------|----------------|----|





### 3.5 Radiated Band Edges and Spurious Emission Measurement

#### 3.5.1 Limit of Radiated band edge and Spurious Emission Measurement

In any 100 kHz bandwidth outside the intentional radiator frequency band, all harmonics/spurious must be at least 20 dB below the highest emission level within the authorized band. If the output power of this device was measured by spectrum analyzer, the attenuation under this paragraph shall be 30 dB instead of 20 dB. In addition, radiated emissions which fall in the restricted bands must also comply with the limits as below.

| Frequency (MHz) | Field Strength (microvolts/meter) | Measurement Distance (meters) |
|-----------------|-----------------------------------|-------------------------------|
| 0.009 – 0.490   | 2400/F(kHz)                       | 300                           |
| 0.490 – 1.705   | 24000/F(kHz)                      | 30                            |
| 1.705 – 30.0    | 30                                | 30                            |
| 30 – 88         | 100                               | 3                             |
| 88 – 216        | 150                               | 3                             |
| 216 - 960       | 200                               | 3                             |
| Above 960       | 500                               | 3                             |

#### 3.5.2 Measuring Instruments

The measuring equipment is listed in the section 4 of this test report.

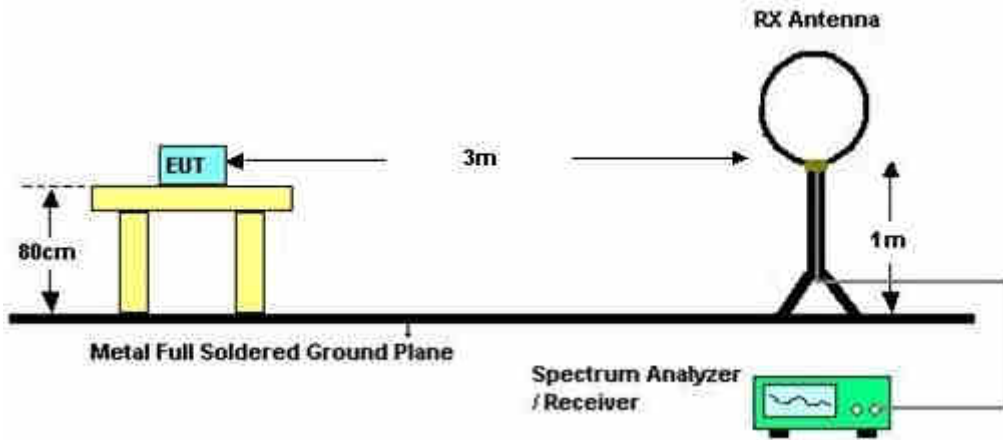


### 3.5.3 Test Procedures

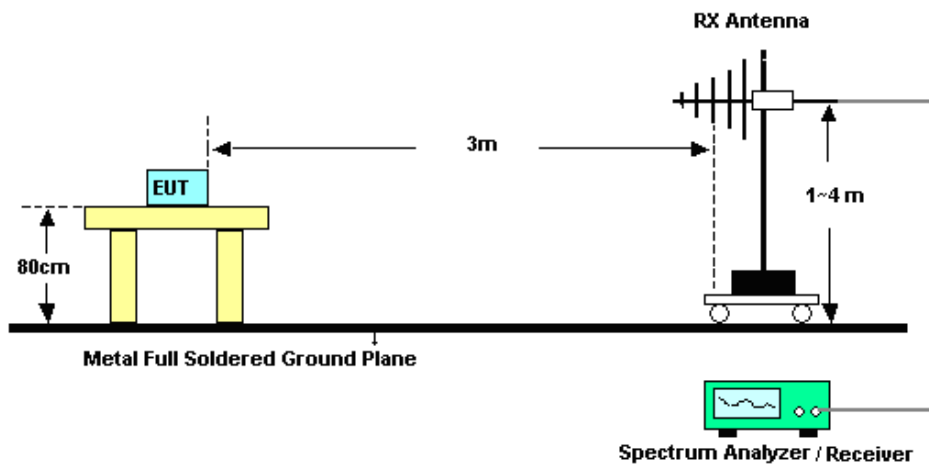
1. The testing follows ANSI C63.10-2013 clause 11.11 & 11.12
2. The EUT was arranged to its worst case and then tune the antenna tower (from 1 m to 4 m) and turntable (from 0 degree to 360 degrees) to find the maximum reading. A pre-amp and a high pass filter are used for the test in order to get better signal level.
3. The EUT was placed on a turntable with 0.8 meter for frequency below 1GHz and 1.5 meter for frequency above 1GHz respectively above ground.
4. The EUT was set 3 meters from the interference receiving antenna, which was mounted on the top of a variable height antenna tower.
5. Corrected Reading: Antenna Factor + Cable Loss + Read Level - Preamp Factor = Level
6. For testing below 1GHz, if the emission level of the EUT in peak mode was 3 dB lower than the limit specified, then peak values of EUT will be reported, otherwise, the emissions will be repeated one by one using the CISPR quasi-peak method and reported.
7. For testing above 1GHz, the emission level of the EUT in peak mode was 20dB lower than peak limit (that means the emission level in average mode also complies with the limit in average mode), then peak values of EUT will be reported, otherwise, the emissions will be measured in average mode again and reported.
8. Use the following spectrum analyzer settings:
  - (1) Span shall wide enough to fully capture the emission being measured;
  - (2) Set RBW=100 kHz for  $f < 1$  GHz; VBW  $\geq$  RBW; Sweep = auto; Detector function = peak; Trace = max hold;
  - (3) Set RBW = 1 MHz, VBW= 3MHz for  $f \geq 1$  GHz for peak measurement.  
For average measurement:
    - VBW = 10 Hz, when duty cycle is no less than 98 percent.
    - VBW  $\geq 1/T$ , when duty cycle is less than 98 percent where T is the minimum transmission duration over which the transmitter is on and is transmitting at its maximum power control level for the tested mode of operation.

### 3.5.4 Test Setup

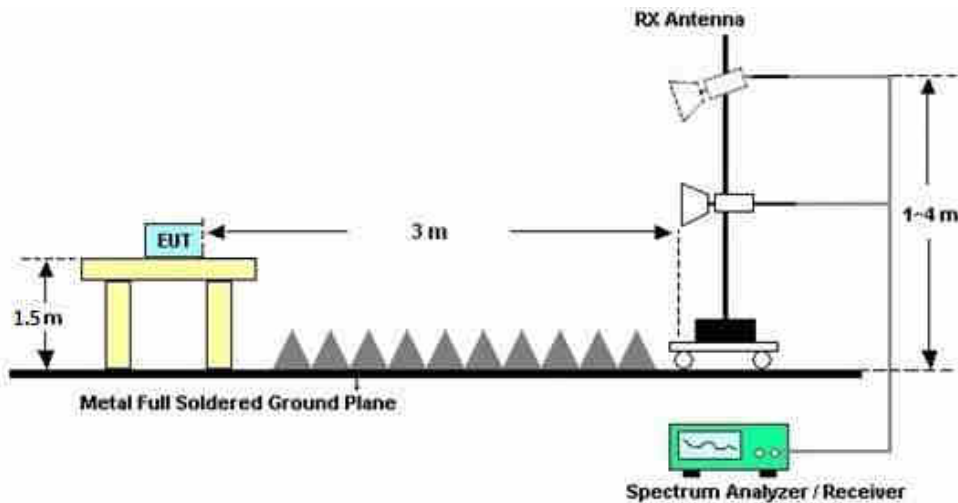
For radiated emissions below 30MHz



For radiated emissions from 30MHz to 1GHz



For radiated emissions above 1GHz





### **3.5.5 Test Results of Radiated Spurious Emissions (9kHz ~ 30MHz)**

The low frequency, which started from 9 kHz to 30MHz, was pre-scanned and the result which was 20dB lower than the limit line was not reported.

There is a comparison data of both open-field test site and semi-Anechoic chamber, and the result came out very similar.

### **3.5.6 Test Result of Radiated Spurious at Band Edges**

Please refer to Appendix C.

### **3.5.7 Duty Cycle**

Please refer to Appendix D.

### **3.5.8 Test Result of Radiated Spurious Emission (30MHz ~ 10th Harmonic or 40GHz, whichever is lower)**

Please refer to Appendix C.

## 3.6 AC Conducted Emission Measurement

### 3.6.1 Limit of AC Conducted Emission

For equipment that is designed to be connected to the public utility (AC) power line, the radio frequency voltage that is conducted back onto the AC power line on any frequency or frequencies within the band 150 kHz to 30 MHz shall not exceed the limits in the following table.

| Frequency of Emission<br>(MHz) | Conducted Limit (dB $\mu$ V) |           |
|--------------------------------|------------------------------|-----------|
|                                | Quasi-Peak                   | Average   |
| 0.15-0.5                       | 66 to 56*                    | 56 to 46* |
| 0.5-5                          | 56                           | 46        |
| 5-30                           | 60                           | 50        |

\*Decreases with the logarithm of the frequency.

### 3.6.2 Measuring Instruments

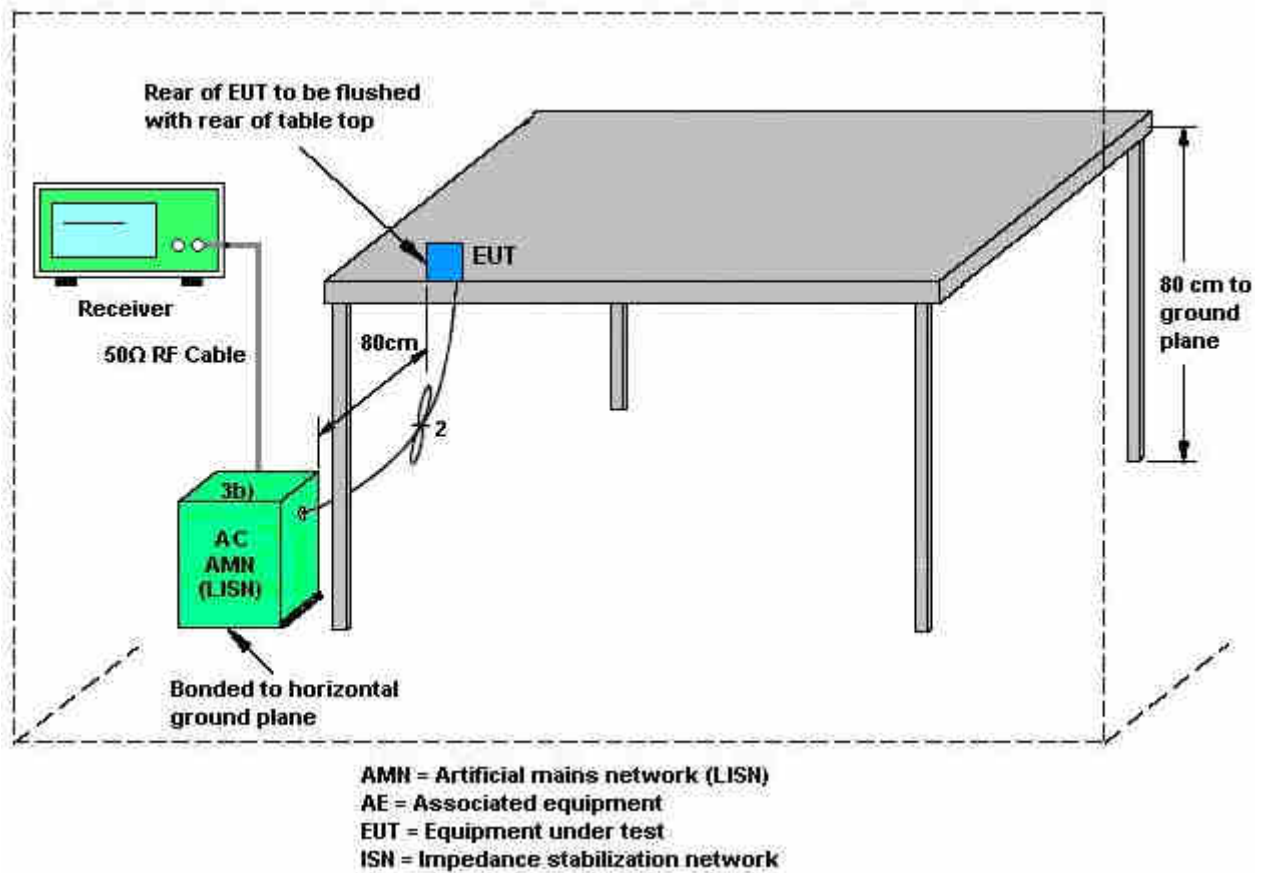
The measuring equipment is listed in the section 4 of this test report.

### 3.6.3 Test Procedures

1. The EUT was placed 0.4 meter from the conducting wall of the shielding room, and it was kept at least 80 centimeters from any other grounded conducting surface.
2. Connect EUT to the power mains through a line impedance stabilization network (LISN).
3. All the support units are connecting to the other LISN.
4. The LISN provides 50 ohm coupling impedance for the measuring instrument.
5. The FCC states that a 50 ohm, 50 microhenry LISN should be used.
6. Both sides of AC line were checked for maximum conducted interference.
7. The frequency range from 150 kHz to 30 MHz was searched.
8. Set the test-receiver system to Peak Detect Function and specified bandwidth (IF bandwidth = 9kHz) with Maximum Hold Mode.



### 3.6.4 Test Setup



### 3.6.5 Test Result of AC Conducted Emission

Please refer to Appendix B.



### 3.7 Antenna Requirements

#### 3.7.1 Standard Applicable

If directional gain of transmitting Antennas is greater than 6dBi, the power shall be reduced by the same level in dB comparing to gain minus 6dBi. The use of a permanently attached Antenna or of an Antenna that uses a unique coupling to the intentional radiator shall be considered sufficient to comply with the rule.

#### 3.7.2 Antenna Anti-Replacement Construction

An embedded-in antenna design is used.

#### 3.7.3 Antenna Gain

For power, the directional gain  $G_{ANT}$  is set equal to the antenna having the highest gain, i.e., F)2)f)i).

For PSD, the directional gain calculation is following F)2)f)ii) of KDB 662911 D01 v02r01.

The power and PSD limit should be modified if the directional gain of EUT is over 6 dBi,

The directional gain "DG" is calculated as following table.

|         | Ant. 1<br>(dBi) | Ant. 2<br>(dBi) | DG<br>for<br>Power<br>(dBi) | DG<br>for<br>PSD<br>(dBi) | Power<br>Limit<br>Reduction<br>(dB) | PSD<br>Limit<br>Reduction<br>(dB) |
|---------|-----------------|-----------------|-----------------------------|---------------------------|-------------------------------------|-----------------------------------|
| 2.4 GHz | 1.75            | 2.46            | 2.46                        | 2.46                      | 0.00                                | 0.00                              |

$$\text{Power Limit Reduction} = DG(\text{Power}) - 6\text{dBi}, (\text{min} = 0)$$

$$\text{PSD Limit Reduction} = DG(\text{PSD}) - 6\text{dBi}, (\text{min} = 0)$$



## 4 List of Measuring Equipment

| Instrument                        | Manufacturer | Model No.              | Serial No.   | Characteristics         | Calibration Date | Test Date                       | Due Date      | Remark                |
|-----------------------------------|--------------|------------------------|--------------|-------------------------|------------------|---------------------------------|---------------|-----------------------|
| Spectrum Analyzer                 | R&S          | FSV40                  | 101040       | 10Hz~40GHz              | Nov. 02, 2019    | Sep. 21, 2020~<br>Dec. 29, 2020 | Nov. 01, 2020 | Conducted (TH01-KS)   |
| Spectrum Analyzer                 | R&S          | FSV40                  | 101040       | 10Hz~40GHz              | Nov. 01, 2020    |                                 | Oct. 31, 2021 | Conducted (TH01-KS)   |
| Pulse Power Sensor                | Anritsu      | MA2411B                | 0917070      | 300MHz~40GHz            | Jan. 15, 2020    | Sep. 21, 2020~<br>Dec. 29, 2020 | Jan. 14, 2021 | Conducted (TH01-KS)   |
| Power Meter                       | Anritsu      | ML2495A                | 1005002      | 50MHz Bandwidth         | Jan. 08, 2020    | Sep. 21, 2020~<br>Dec. 29, 2020 | Jan. 07, 2021 | Conducted (TH01-KS)   |
| EMI Test Receiver                 | Keysight     | N9038A                 | MY56400004   | 3Hz~8.5GHz; Max 30dBm   | Oct. 17, 2020    | Dec. 31, 2020                   | Oct. 16, 2021 | Radiation (03CH06-KS) |
| EXA Spectrum Analyzer             | Keysight     | N9010A                 | MY55150208   | 10Hz~44GHz              | Apr. 14, 2020    | Dec. 31, 2020                   | Apr. 13, 2021 | Radiation (03CH06-KS) |
| Loop Antenna                      | R&S          | HFH2-Z2                | 100321       | 9kHz~30MHz              | Nov. 1, 2020     | Dec. 31, 2020                   | Oct. 31, 2021 | Radiation (03CH06-KS) |
| Bilog Antenna                     | TeseQ        | CBL6111D               | 49921        | 30MHz~1GHz              | May 29, 2020     | Dec. 31, 2020                   | May 28, 2021  | Radiation (03CH06-KS) |
| Double Ridge Horn Antenna         | ETS-Lindgren | 3117                   | 00218652     | 1GHz~18GHz              | Apr. 27, 2020    | Dec. 31, 2020                   | Apr. 26, 2021 | Radiation (03CH06-KS) |
| SHF-EHF Horn                      | Com-power    | AH-840                 | 101115       | 18GHz~40GHz             | Jun. 05, 2020    | Dec. 31, 2020                   | Jun. 04, 2021 | Radiation (03CH06-KS) |
| Amplifier                         | SONOMA       | 310N                   | 187289       | 9KHz ~1GHZ              | Apr. 14, 2020    | Dec. 31, 2020                   | Apr. 13, 2021 | Radiation (03CH06-KS) |
| Amplifier                         | MITEQ        | EM18G40GGA             | 060728       | 18~40GHz                | Jan. 08, 2020    | Dec. 31, 2020                   | Jan. 07, 2021 | Radiation (03CH06-KS) |
| high gain Amplifier               | MITEQ        | AMF-7D-00101800-30-10P | 2025788      | 1Ghz-18Ghz              | Jan. 02, 2020    | Dec. 31, 2020                   | Jan. 01, 2021 | Radiation (03CH06-KS) |
| Amplifier                         | Keysight     | 83017A                 | MY53270203   | 500MHz~26.5GHz          | Apr. 15, 2020    | Dec. 31, 2020                   | Apr. 14, 2021 | Radiation (03CH06-KS) |
| AC Power Source                   | Chroma       | 61601                  | F104090004   | N/A                     | NCR              | Dec. 31, 2020                   | NCR           | Radiation (03CH06-KS) |
| Turn Table                        | ChamPro      | EM 1000-T              | 060762-T     | 0~360 degree            | NCR              | Dec. 31, 2020                   | NCR           | Radiation (03CH06-KS) |
| Antenna Mast                      | ChamPro      | EM 1000-A              | 060762-A     | 1 m~4 m                 | NCR              | Dec. 31, 2020                   | NCR           | Radiation (03CH06-KS) |
| EMI Receiver                      | R&S          | ESCI7                  | 100768       | 9kHz~7GHz;              | Apr. 14, 2020    | Sep. 28, 2020                   | Apr. 13, 2021 | Conduction (CO01-KS)  |
| AC LISN (for auxiliary equipment) | MessTec      | AN3016                 | 060103       | 9kHz~30MHz              | Oct. 18, 2019    | Sep. 28, 2020                   | Oct. 17, 2020 | Conduction (CO01-KS)  |
| AC LISN                           | MessTec      | AN3016                 | 060105       | 9kHz~30MHz              | Oct. 28, 2019    | Sep. 28, 2020                   | Oct. 27, 2020 | Conduction (CO01-KS)  |
| AC Power Source                   | Chroma       | 61602                  | ABP000000811 | AC 0V~300V, 45Hz~1000Hz | Oct. 18, 2019    | Sep. 28, 2020                   | Oct. 17, 2020 | Conduction (CO01-KS)  |

NCR: No Calibration Required



## 5 Uncertainty of Evaluation

The measurement uncertainties shown below were calculated in accordance with the requirements of ANSI 63.10-2013. All the measurement uncertainty value were shown with a coverage K=2 to indicate 95% level of confidence. The measurement data show herein meets or exceeds the CISPR measurement uncertainty values specified in CISPR 16-4-2 and can be compared directly to specified limit to determine compliance.

### Uncertainty of Conducted Emission Measurement (150kHz ~ 30MHz)

|   |        |
|---|--------|
| Measuring Uncertainty for a Level of Confidence of 95% (U = 2Uc(y)) | 2.94dB |
|---|--------|

### Uncertainty of Radiated Emission Measurement (30 MHz ~ 1000 MHz)

|   |       |
|---|-------|
| Measuring Uncertainty for a Level of Confidence of 95% (U = 2Uc(y)) | 5.0dB |
|---|-------|

### Uncertainty of Radiated Emission Measurement (1000 MHz ~ 18000 MHz)

|   |       |
|---|-------|
| Measuring Uncertainty for a Level of Confidence of 95% (U = 2Uc(y)) | 5.0dB |
|---|-------|

### Uncertainty of Radiated Emission Measurement (18000 MHz ~ 40000 MHz)

|   |       |
|---|-------|
| Measuring Uncertainty for a Level of Confidence of 95% (U = 2Uc(y)) | 5.0dB |
|---|-------|



## **Appendix A. Conducted Test Results**

|                |                         |                    |       |    |
|----------------|-------------------------|--------------------|-------|----|
| Test Engineer: | Kib Shi                 | Temperature:       | 21~25 | °C |
| Test Date:     | 2020/09/21 ~ 2020/12/29 | Relative Humidity: | 51~54 | %  |

**TEST RESULTS DATA**  
**6dB and 99% Occupied Bandwidth**

| 2.4GHz Band |           |     |     |             |                       |       |              |       |                    |           |
|-------------|-----------|-----|-----|-------------|-----------------------|-------|--------------|-------|--------------------|-----------|
| Mod.        | Data Rate | NTX | CH. | Freq. (MHz) | 99% Occupied BW (MHz) |       | 6dB BW (MHz) |       | 6dB BW Limit (MHz) | Pass/Fail |
|             |           |     |     |             | Ant 1                 | Ant 2 | Ant 1        | Ant 2 |                    |           |
| 11b         | 1Mbps     | 2   | 1   | 2412        | 13.79                 | 13.64 | 8.53         | 8.53  | 0.50               | Pass      |
| 11b         | 1Mbps     | 2   | 6   | 2437        | 13.84                 | 13.69 | 9.05         | 9.07  | 0.50               | Pass      |
| 11b         | 1Mbps     | 2   | 11  | 2462        | 13.84                 | 13.64 | 8.57         | 9.01  | 0.50               | Pass      |
| 11g         | 6Mbps     | 2   | 1   | 2412        | 17.58                 | 17.38 | 16.32        | 16.32 | 0.50               | Pass      |
| 11g         | 6Mbps     | 2   | 2   | 2417        | 17.78                 | 17.43 | 16.32        | 16.32 | 0.50               | Pass      |
| 11g         | 6Mbps     | 2   | 3   | 2422        | 17.63                 | 17.53 | 16.32        | 16.32 | 0.50               | Pass      |
| 11g         | 6Mbps     | 2   | 6   | 2437        | 17.63                 | 17.33 | 16.28        | 16.30 | 0.50               | Pass      |
| 11g         | 6Mbps     | 2   | 10  | 2457        | 17.58                 | 17.38 | 16.34        | 16.32 | 0.50               | Pass      |
| 11g         | 6Mbps     | 2   | 11  | 2462        | 17.63                 | 17.53 | 16.32        | 16.34 | 0.50               | Pass      |
| HT20        | MCS0      | 2   | 1   | 2412        | 18.33                 | 18.23 | 17.54        | 17.54 | 0.50               | Pass      |
| HT20        | MCS0      | 2   | 2   | 2417        | 18.33                 | 18.23 | 17.58        | 17.56 | 0.50               | Pass      |
| HT20        | MCS0      | 2   | 3   | 2422        | 18.38                 | 18.23 | 17.56        | 17.56 | 0.50               | Pass      |
| HT20        | MCS0      | 2   | 6   | 2437        | 18.58                 | 18.18 | 17.56        | 17.56 | 0.50               | Pass      |
| HT20        | MCS0      | 2   | 10  | 2462        | 18.28                 | 18.18 | 17.58        | 17.58 | 0.50               | Pass      |
| HT20        | MCS0      | 2   | 11  | 2457        | 18.23                 | 18.38 | 17.56        | 17.56 | 0.50               | Pass      |

**TEST RESULTS DATA**  
**Peak Output Power**

| 2.4GHz Band |           |     |     |             |                            |       |       |                             |       |          |       |                  |       |                        |       |            |
|-------------|-----------|-----|-----|-------------|----------------------------|-------|-------|-----------------------------|-------|----------|-------|------------------|-------|------------------------|-------|------------|
| Mod.        | Data Rate | NTX | CH. | Freq. (MHz) | Peak Conducted Power (dBm) |       |       | Conducted Power Limit (dBm) |       | DG (dBi) |       | EIRP Power (dBm) |       | EIRP Power Limit (dBm) |       | Pass /Fail |
|             |           |     |     |             | Ant 1                      | Ant 2 | SUM   | Ant 1                       | Ant 2 | Ant 1    | Ant 2 | Ant 1            | Ant 2 | Ant 1                  | Ant 2 |            |
| 11b         | 1Mbps     | 2   | 1   | 2412        | 19.19                      | 19.21 | 22.21 | 30.00                       |       | 2.46     |       | 24.67            |       | 36.00                  | Pass  |            |
| 11b         | 1Mbps     | 2   | 6   | 2437        | 20.23                      | 20.16 | 23.21 | 30.00                       |       | 2.46     |       | 25.67            |       | 36.00                  | Pass  |            |
| 11b         | 1Mbps     | 2   | 11  | 2462        | 19.91                      | 19.91 | 22.92 | 30.00                       |       | 2.46     |       | 25.38            |       | 36.00                  | Pass  |            |
| 11g         | 6Mbps     | 2   | 1   | 2412        | 17.32                      | 18.75 | 21.10 | 30.00                       |       | 2.46     |       | 23.56            |       | 36.00                  | Pass  |            |
| 11g         | 6Mbps     | 2   | 2   | 2417        | 20.88                      | 20.54 | 23.72 | 30.00                       |       | 2.46     |       | 26.18            |       | 36.00                  | Pass  |            |
| 11g         | 6Mbps     | 2   | 3   | 2422        | 23.64                      | 23.22 | 26.45 | 30.00                       |       | 2.46     |       | 28.91            |       | 36.00                  | Pass  |            |
| 11g         | 6Mbps     | 2   | 6   | 2437        | 24.03                      | 25.21 | 27.67 | 30.00                       |       | 2.46     |       | 30.13            |       | 36.00                  | Pass  |            |
| 11g         | 6Mbps     | 2   | 10  | 2457        | 23.02                      | 23.32 | 26.18 | 30.00                       |       | 2.46     |       | 28.64            |       | 36.00                  | Pass  |            |
| 11g         | 6Mbps     | 2   | 11  | 2462        | 19.92                      | 20.46 | 23.21 | 30.00                       |       | 2.46     |       | 25.67            |       | 36.00                  | Pass  |            |
| HT20        | MCS0      | 2   | 1   | 2412        | 19.48                      | 19.85 | 22.68 | 30.00                       |       | 2.46     |       | 25.14            |       | 36.00                  | Pass  |            |
| HT20        | MCS0      | 2   | 2   | 2417        | 21.30                      | 21.75 | 24.54 | 30.00                       |       | 2.46     |       | 27.00            |       | 36.00                  | Pass  |            |
| HT20        | MCS0      | 2   | 3   | 2422        | 23.60                      | 23.42 | 26.52 | 30.00                       |       | 2.46     |       | 28.98            |       | 36.00                  | Pass  |            |
| HT20        | MCS0      | 2   | 6   | 2437        | 24.14                      | 25.21 | 27.72 | 30.00                       |       | 2.46     |       | 30.18            |       | 36.00                  | Pass  |            |
| HT20        | MCS0      | 2   | 10  | 2457        | 23.23                      | 23.17 | 26.21 | 30.00                       |       | 2.46     |       | 28.67            |       | 36.00                  | Pass  |            |
| HT20        | MCS0      | 2   | 11  | 2462        | 19.86                      | 20.05 | 22.97 | 30.00                       |       | 2.46     |       | 25.43            |       | 36.00                  | Pass  |            |

Note: Measured power (dBm) has offset with cable loss.



**TEST RESULTS DATA**  
**Average Output Power**

| 2.4GHz Band |           |     |     |             |                  |       |                               |       |       |
|-------------|-----------|-----|-----|-------------|------------------|-------|-------------------------------|-------|-------|
| Mod.        | Data Rate | NTX | CH. | Freq. (MHz) | Duty Factor (dB) |       | Average Conducted Power (dBm) |       |       |
|             |           |     |     |             | Ant 1            | Ant 2 | Ant 1                         | Ant 2 | SUM   |
| 11b         | 1Mbps     | 2   | 1   | 2412        | 0.00             | 0.00  | 17.05                         | 16.82 | 19.95 |
| 11b         | 1Mbps     | 2   | 6   | 2437        | 0.00             | 0.00  | 17.92                         | 17.89 | 20.92 |
| 11b         | 1Mbps     | 2   | 11  | 2462        | 0.00             | 0.00  | 17.69                         | 17.61 | 20.66 |
| 11g         | 6Mbps     | 2   | 1   | 2412        | 0.18             | 0.18  | 9.94                          | 11.12 | 13.58 |
| 11g         | 6Mbps     | 2   | 2   | 2417        | 0.18             | 0.18  | 13.50                         | 12.94 | 16.24 |
| 11g         | 6Mbps     | 2   | 3   | 2422        | 0.18             | 0.18  | 17.06                         | 16.01 | 19.57 |
| 11g         | 6Mbps     | 2   | 6   | 2437        | 0.18             | 0.18  | 17.81                         | 17.92 | 20.87 |
| 11g         | 6Mbps     | 2   | 10  | 2457        | 0.18             | 0.18  | 16.33                         | 15.83 | 19.09 |
| 11g         | 6Mbps     | 2   | 11  | 2462        | 0.18             | 0.18  | 10.05                         | 11.31 | 13.73 |
| HT20        | MCS0      | 2   | 1   | 2412        | 0.17             | 0.17  | 9.80                          | 11.13 | 13.52 |
| HT20        | MCS0      | 2   | 2   | 2417        | 0.17             | 0.17  | 13.97                         | 14.09 | 17.04 |
| HT20        | MCS0      | 2   | 3   | 2422        | 0.17             | 0.17  | 15.89                         | 15.99 | 18.95 |
| HT20        | MCS0      | 2   | 6   | 2437        | 0.17             | 0.17  | 17.71                         | 17.97 | 20.85 |
| HT20        | MCS0      | 2   | 10  | 2457        | 0.17             | 0.17  | 16.62                         | 16.53 | 19.58 |
| HT20        | MCS0      | 2   | 11  | 2462        | 0.17             | 0.17  | 11.19                         | 11.13 | 14.17 |

Note: Measured power (dBm) has offset with cable loss.

**TEST RESULTS DATA**  
**Peak Power Spectral Density**

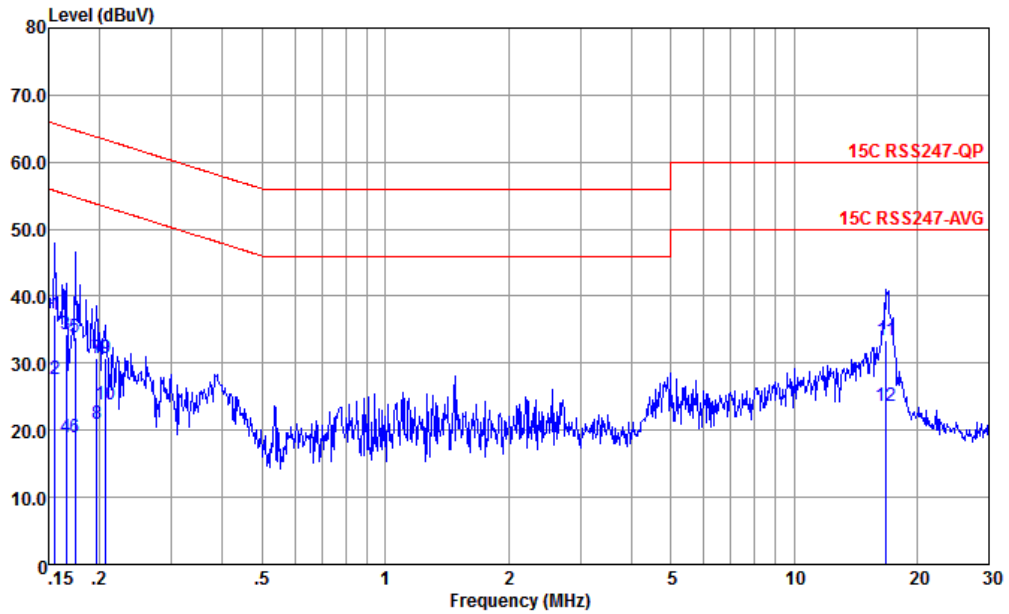
| 2.4GHz Band |           |                 |     |             |                     |        |              |          |       |                           |       |           |
|-------------|-----------|-----------------|-----|-------------|---------------------|--------|--------------|----------|-------|---------------------------|-------|-----------|
| Mod.        | Data Rate | N <sub>TX</sub> | CH. | Freq. (MHz) | Peak PSD (dBm/3kHz) |        |              | DG (dBi) |       | Peak PSD Limit (dBm/3kHz) |       | Pass/Fail |
|             |           |                 |     |             | Ant 1               | Ant 2  | Worse + 3.01 | Ant 1    | Ant 2 | Ant 1                     | Ant 2 |           |
| 11b         | 1Mbps     | 2               | 1   | 2412        | -5.95               | -5.80  | -2.79        | 2.46     |       | 8.00                      |       | Pass      |
| 11b         | 1Mbps     | 2               | 6   | 2437        | -4.66               | -4.97  | -1.65        | 2.46     |       | 8.00                      |       | Pass      |
| 11b         | 1Mbps     | 2               | 11  | 2462        | -4.67               | -5.12  | -1.66        | 2.46     |       | 8.00                      |       | Pass      |
| 11g         | 6Mbps     | 2               | 1   | 2412        | -14.57              | -13.50 | -10.49       | 2.46     |       | 8.00                      |       | Pass      |
| 11g         | 6Mbps     | 2               | 2   | 2417        | -11.48              | -12.14 | -8.47        | 2.46     |       | 8.00                      |       | Pass      |
| 11g         | 6Mbps     | 2               | 3   | 2422        | -6.71               | -6.98  | -3.70        | 2.46     |       | 8.00                      |       | Pass      |
| 11g         | 6Mbps     | 2               | 6   | 2437        | -7.95               | -8.11  | -4.94        | 2.46     |       | 8.00                      |       | Pass      |
| 11g         | 6Mbps     | 2               | 10  | 2457        | -8.87               | -8.47  | -5.46        | 2.46     |       | 8.00                      |       | Pass      |
| 11g         | 6Mbps     | 2               | 11  | 2462        | -14.88              | -13.58 | -10.57       | 2.46     |       | 8.00                      |       | Pass      |
| HT20        | MCS0      | 2               | 1   | 2412        | -15.37              | -14.12 | -11.11       | 2.46     |       | 8.00                      |       | Pass      |
| HT20        | MCS0      | 2               | 2   | 2417        | -11.00              | -11.63 | -7.99        | 2.46     |       | 8.00                      |       | Pass      |
| HT20        | MCS0      | 2               | 3   | 2422        | -7.46               | -7.91  | -4.45        | 2.46     |       | 8.00                      |       | Pass      |
| HT20        | MCS0      | 2               | 6   | 2437        | -6.40               | -8.27  | -3.39        | 2.46     |       | 8.00                      |       | Pass      |
| HT20        | MCS0      | 2               | 10  | 2457        | -8.37               | -8.94  | -5.36        | 2.46     |       | 8.00                      |       | Pass      |
| HT20        | MCS0      | 2               | 11  | 2462        | -14.78              | -14.65 | -11.64       | 2.46     |       | 8.00                      |       | Pass      |

Measured power density (dBm) has offset with cable loss.



## Appendix B. AC Conducted Emission Test Results

|                 |   |                     |             |
|-----------------|---|---------------------|-------------|
| Test Engineer : | Amos Zhang  | Temperature :       | 24.2~25.6°C |
|                 |   | Relative Humidity : | 37~39%      |
| Test Voltage :  | 120Vac / 60Hz   | Phase :             | Line        |
| Remark :        | All emissions not reported here are more than 10 dB below the prescribed limit. |                     |             |

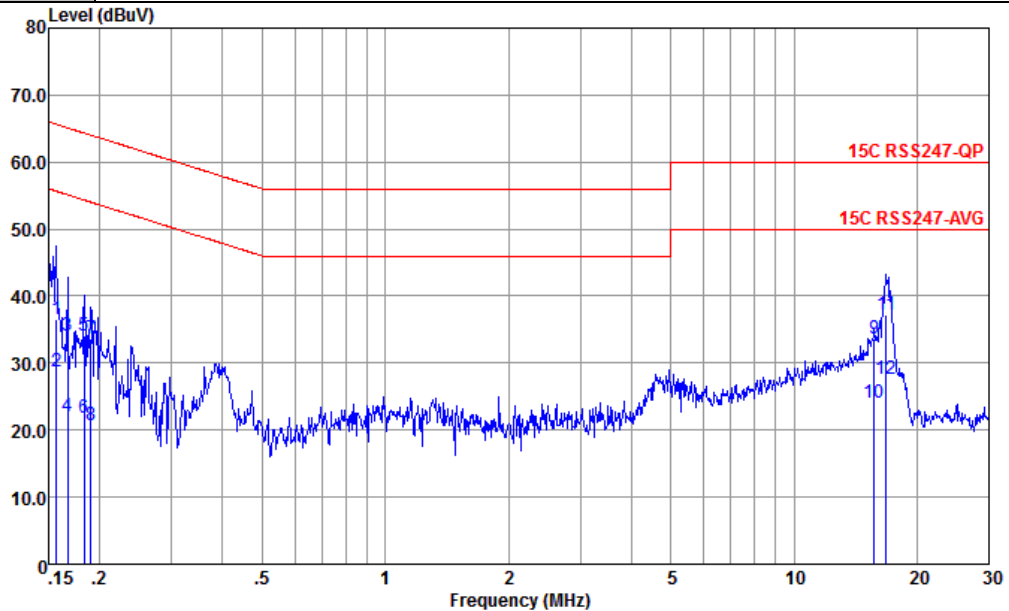


Site : CO01-KS  
 Condition : 15C RSS247-QP LISN-L-191028-CN02 LINE

|      | Freq   | Level | Over Limit | Limit Line | Read Level | LISN Factor | Cable Loss | Remark  |
|------|--------|-------|------------|------------|------------|-------------|------------|---------|
|      | MHz    | dBuV  | dB         | dBuV       | dBuV       | dB          | dB         |         |
| 1    | 0.156  | 37.14 | -28.55     | 65.69      | 26.60      | 0.07        | 10.47      | QP      |
| 2    | 0.156  | 27.74 | -27.95     | 55.69      | 17.20      | 0.07        | 10.47      | Average |
| 3    | 0.166  | 34.32 | -30.84     | 65.16      | 23.80      | 0.08        | 10.44      | QP      |
| 4    | 0.166  | 19.02 | -36.14     | 55.16      | 8.50       | 0.08        | 10.44      | Average |
| 5    | 0.174  | 33.80 | -30.97     | 64.77      | 23.30      | 0.08        | 10.42      | QP      |
| 6    | 0.174  | 19.00 | -35.77     | 54.77      | 8.50       | 0.08        | 10.42      | Average |
| 7    | 0.197  | 30.66 | -33.10     | 63.76      | 20.20      | 0.09        | 10.37      | QP      |
| 8    | 0.197  | 21.06 | -32.70     | 53.76      | 10.60      | 0.09        | 10.37      | Average |
| 9    | 0.207  | 30.85 | -32.47     | 63.32      | 20.40      | 0.09        | 10.36      | QP      |
| 10   | 0.207  | 23.75 | -29.57     | 53.32      | 13.30      | 0.09        | 10.36      | Average |
| 11   | 16.839 | 33.43 | -26.57     | 60.00      | 21.19      | 1.80        | 10.44      | QP      |
| 12 * | 16.839 | 23.73 | -26.27     | 50.00      | 11.49      | 1.80        | 10.44      | Average |



|                 |   |                     |             |
|-----------------|---|---------------------|-------------|
| Test Engineer : | Amos Zhang  | Temperature :       | 24.2~25.6°C |
|                 |   | Relative Humidity : | 37~39%      |
| Test Voltage :  | 120Vac / 60Hz   | Phase :             | Neutral     |
| Remark :        | All emissions not reported here are more than 10 dB below the prescribed limit. |                     |             |



Site : CO01-KS  
 Condition : 15C RSS247-QP LISN-N-191028-CN02 NEUTRAL

|      | Freq   | Level | Over   | Limit | Read  | LISN   | Cable | Remark  |
|------|--------|-------|--------|-------|-------|--------|-------|---------|
|      | MHz    | dBuV  | Limit  | Line  | Level | Factor | Loss  |         |
|      |        |       | dB     | dBuV  | dBuV  | dB     | dB    |         |
| 1    | 0.156  | 36.52 | -29.13 | 65.65 | 25.91 | 0.15   | 10.46 | QP      |
| 2    | 0.156  | 28.82 | -26.83 | 55.65 | 18.21 | 0.15   | 10.46 | Average |
| 3    | 0.167  | 34.19 | -30.93 | 65.12 | 23.59 | 0.16   | 10.44 | QP      |
| 4    | 0.167  | 22.09 | -33.03 | 55.12 | 11.49 | 0.16   | 10.44 | Average |
| 5    | 0.183  | 34.06 | -30.27 | 64.33 | 23.50 | 0.16   | 10.40 | QP      |
| 6    | 0.183  | 21.76 | -32.57 | 54.33 | 11.20 | 0.16   | 10.40 | Average |
| 7    | 0.190  | 33.65 | -30.37 | 64.02 | 23.11 | 0.16   | 10.38 | QP      |
| 8    | 0.190  | 20.75 | -33.27 | 54.02 | 10.21 | 0.16   | 10.38 | Average |
| 9    | 15.718 | 33.67 | -26.33 | 60.00 | 21.20 | 2.06   | 10.41 | QP      |
| 10   | 15.718 | 24.07 | -25.93 | 50.00 | 11.60 | 2.06   | 10.41 | Average |
| 11   | 16.839 | 37.31 | -22.69 | 60.00 | 24.59 | 2.28   | 10.44 | QP      |
| 12 * | 16.839 | 27.61 | -22.39 | 50.00 | 14.89 | 2.28   | 10.44 | Average |

Note:

1. Level(dBμV) = Read Level(dBμV) + LISN Factor(dB) + Cable Loss(dB)
2. Over Limit(dB) = Level(dBμV) – Limit Line(dBμV)



## Appendix C. Radiated Spurious Emission

2.4GHz 2400~2483.5MHz

WIFI 802.11b (Band Edge @ 3m)

| WIFI                        | Note  | Frequency | Level      | Over   | Limit      | Read     | Antenna  | Path   | Preamp | Ant    | Table   | Peak  | Pol.  |
|-----------------------------|---|-----------|------------|--------|------------|----------|----------|--------|--------|--------|---------|-------|-------|
| Ant.                        |   |           |            | Limit  | Line       | Level    | Factor   | Loss   | Factor | Pos    | Pos     | Avg.  |       |
| 1+2                         |   | ( MHz )   | ( dBμV/m ) | ( dB ) | ( dBμV/m ) | ( dBμV ) | ( dB/m ) | ( dB ) | ( dB ) | ( cm ) | ( deg ) | (P/A) | (H/V) |
| 802.11b<br>CH 01<br>2412MHz |   | 2387.61   | 58.87      | -15.13 | 74         | 51.35    | 33.5     | 7.47   | 33.45  | 300    | 355     | P     | H     |
|                             | !   | 2387.35   | 48.52      | -5.48  | 54         | 41       | 33.5     | 7.47   | 33.45  | 300    | 355     | A     | H     |
|                             | *   | 2414      | 115.65     | -      | -          | 108.24   | 33.37    | 7.48   | 33.44  | 300    | 355     | P     | H     |
|                             | *   | 2414      | 112.53     | -      | -          | 105.12   | 33.37    | 7.48   | 33.44  | 300    | 355     | A     | H     |
|                             |   | 2383.84   | 56.53      | -17.47 | 74         | 49.25    | 33.29    | 7.44   | 33.45  | 274    | 320     | P     | V     |
|                             |   | 2387.22   | 46.57      | -7.43  | 54         | 39.05    | 33.5     | 7.47   | 33.45  | 274    | 320     | A     | V     |
|                             | *   | 2414      | 111.13     | -      | -          | 103.72   | 33.37    | 7.48   | 33.44  | 274    | 320     | P     | V     |
|                             | *   | 2414      | 108.11     | -      | -          | 100.7    | 33.37    | 7.48   | 33.44  | 274    | 320     | A     | V     |
| 802.11b<br>CH 11<br>2462MHz | *   | 2464      | 113.17     | -      | -          | 106.08   | 32.99    | 7.53   | 33.43  | 298    | 23      | P     | H     |
|                             | *   | 2464      | 110.19     | -      | -          | 103.1    | 32.99    | 7.53   | 33.43  | 298    | 23      | A     | H     |
|                             |   | 2483.5    | 57.15      | -16.85 | 74         | 50.17    | 32.86    | 7.55   | 33.43  | 298    | 23      | P     | H     |
|                             |   | 2483.5    | 46.38      | -7.62  | 54         | 39.4     | 32.86    | 7.55   | 33.43  | 298    | 23      | A     | H     |
|                             | *   | 2462      | 110.16     | -      | -          | 103.07   | 32.99    | 7.53   | 33.43  | 102    | 333     | P     | V     |
|                             | *   | 2460      | 107.06     | -      | -          | 99.97    | 32.99    | 7.53   | 33.43  | 102    | 333     | A     | V     |
|                             |   | 2497.36   | 56.34      | -17.66 | 74         | 49.47    | 32.73    | 7.56   | 33.42  | 102    | 333     | P     | V     |
|                             |   | 2483.5    | 45.1       | -8.9   | 54         | 38.12    | 32.86    | 7.55   | 33.43  | 102    | 333     | A     | V     |
| Remark                      | 1. No other spurious found.<br>2. All results are PASS against Peak and Average limit line. |           |            |        |            |          |          |        |        |        |         |       |       |



**2.4GHz 2400~2483.5MHz  
WIFI 802.11b (Harmonic @ 3m)**

| WIFI Ant. 1+2               | Note  | Frequency ( MHz ) | Level ( dBμV/m ) | Over Limit ( dB ) | Limit Line ( dBμV/m ) | Read Level ( dBμV ) | Antenna Factor ( dB/m ) | Path Loss ( dB ) | Preamp Factor ( dB ) | Ant Pos ( cm ) | Table Pos ( deg ) | Peak Avg. (P/A) | Pol. (H/V) |
|-----------------------------|---|-------------------|------------------|-------------------|-----------------------|---------------------|-------------------------|------------------|----------------------|----------------|-------------------|-----------------|------------|
| 802.11b<br>CH 01<br>2412MHz |   | 4824              | 49.02            | -24.98            | 74                    | 65.06               | 34.84                   | 10.84            | 61.72                | 300            | 0                 | P               | H          |
|                             |   | 7236              | 47.75            | -37.65            | 85.4                  | 60.01               | 36.34                   | 13.3             | 61.9                 | 300            | 0                 | P               | H          |
|                             |   | 4824              | 54.56            | -19.44            | 74                    | 70.6                | 34.84                   | 10.84            | 61.72                | 222            | 128               | P               | V          |
|                             | !   | 4824              | 50.82            | -3.18             | 54                    | 66.86               | 34.84                   | 10.84            | 61.72                | 222            | 128               | A               | V          |
| 802.11b<br>CH 06<br>2437MHz |   | 4874              | 50.45            | -23.55            | 74                    | 66.44               | 34.83                   | 10.89            | 61.71                | 300            | 0                 | P               | H          |
|                             |   | 7311              | 44.29            | -29.71            | 74                    | 56.45               | 36.39                   | 13.35            | 61.9                 | 300            | 0                 | P               | H          |
|                             |   | 4874              | 56.3             | -17.7             | 74                    | 72.29               | 34.83                   | 10.89            | 61.71                | 115            | 102               | P               | V          |
|                             | !   | 4874              | 49.8             | -4.2              | 54                    | 65.79               | 34.83                   | 10.89            | 61.71                | 115            | 102               | A               | V          |
|                             |   | 7311              | 54.93            | -19.07            | 74                    | 67.09               | 36.39                   | 13.35            | 61.9                 | 124            | 147               | P               | V          |
|                             |   | 7311              | 45.86            | -8.14             | 54                    | 58.02               | 36.39                   | 13.35            | 61.9                 | 127            | 147               | A               | V          |
| 802.11b<br>CH 11<br>2462MHz |   | 4924              | 49.5             | -24.5             | 74                    | 65.46               | 34.82                   | 10.93            | 61.71                | 300            | 0                 | P               | H          |
|                             |   | 7386              | 43.6             | -30.4             | 74                    | 55.65               | 36.44                   | 13.41            | 61.9                 | 300            | 0                 | P               | H          |
|                             |   | 4924              | 49.11            | -24.89            | 74                    | 65.07               | 34.82                   | 10.93            | 61.71                | 300            | 360               | P               | V          |
|                             |   | 7386              | 46.51            | -27.49            | 74                    | 58.56               | 36.44                   | 13.41            | 61.9                 | 300            | 360               | P               | V          |
| Remark                      | 1. No other spurious found.<br>2. All results are PASS against Peak and Average limit line. |                   |                  |                   |                       |                     |                         |                  |                      |                |                   |                 |            |



**2.4GHz 2400~2483.5MHz  
WIFI 802.11g (Band Edge @ 3m)**

| WIFI Ant. 1+2               | Note   | Frequency ( MHz ) | Level ( dBμV/m ) | Over Limit ( dB ) | Limit Line ( dBμV/m ) | Read Level ( dBμV ) | Antenna Factor ( dB/m ) | Path Loss ( dB ) | Preamp Factor ( dB ) | Ant Pos ( cm ) | Table Pos ( deg ) | Peak Avg. ( P/A ) | Pol. ( H/V ) |
|-----------------------------|--|-------------------|------------------|-------------------|-----------------------|---------------------|-------------------------|------------------|----------------------|----------------|-------------------|-------------------|--------------|
| 802.11g<br>CH 01<br>2412MHz |  | 2389.56           | 63.18            | -10.82            | 74                    | 55.66               | 33.5                    | 7.47             | 33.45                | 299            | 353               | P                 | H            |
|                             | !  | 2389.95           | 50.25            | -3.75             | 54                    | 42.73               | 33.5                    | 7.47             | 33.45                | 299            | 353               | A                 | H            |
|                             | *  | 2412              | 113.12           | -                 | -                     | 105.71              | 33.37                   | 7.48             | 33.44                | 299            | 353               | P                 | H            |
|                             | *  | 2410              | 105.27           | -                 | -                     | 97.86               | 33.37                   | 7.48             | 33.44                | 299            | 353               | A                 | H            |
|                             |  | 2389.82           | 58.22            | -15.78            | 74                    | 50.7                | 33.5                    | 7.47             | 33.45                | 299            | 282               | P                 | V            |
|                             |  | 2389.95           | 46.71            | -7.29             | 54                    | 39.19               | 33.5                    | 7.47             | 33.45                | 299            | 282               | A                 | V            |
|                             | *  | 2410              | 107.19           | -                 | -                     | 99.78               | 33.37                   | 7.48             | 33.44                | 299            | 282               | P                 | V            |
|                             | *  | 2410              | 99.23            | -                 | -                     | 91.82               | 33.37                   | 7.48             | 33.44                | 299            | 282               | A                 | V            |
| 802.11g<br>CH 11<br>2462MHz |  | 2483.8            | 65.64            | -8.36             | 74                    | 58.66               | 32.86                   | 7.55             | 33.43                | 288            | 354               | P                 | H            |
|                             | !  | 2483.5            | 49.48            | -4.52             | 54                    | 42.5                | 32.86                   | 7.55             | 33.43                | 288            | 354               | A                 | H            |
|                             | *  | 2460              | 112.09           | -                 | -                     | 105                 | 32.99                   | 7.53             | 33.43                | 288            | 354               | P                 | H            |
|                             | *  | 2460              | 104.28           | -                 | -                     | 97.19               | 32.99                   | 7.53             | 33.43                | 288            | 354               | A                 | H            |
|                             |  | 2483.86           | 58.7             | -15.3             | 74                    | 51.72               | 32.86                   | 7.55             | 33.43                | 100            | 30                | P                 | V            |
|                             |  | 2483.5            | 46.27            | -7.73             | 54                    | 39.29               | 32.86                   | 7.55             | 33.43                | 100            | 30                | A                 | V            |
|                             | *  | 2458              | 106.85           | -                 | -                     | 99.76               | 32.99                   | 7.53             | 33.43                | 100            | 30                | P                 | V            |
|                             | *  | 2458              | 99.08            | -                 | -                     | 91.99               | 32.99                   | 7.53             | 33.43                | 100            | 30                | A                 | V            |
| Remark                      | 1. No other spurious found.                                  |                   |                  |                   |                       |                     |                         |                  |                      |                |                   |                   |              |
|                             | 2. All results are PASS against Peak and Average limit line. |                   |                  |                   |                       |                     |                         |                  |                      |                |                   |                   |              |



| WIFI Ant. 1+2               | Note  | Frequency ( MHz ) | Level ( dBμV/m ) | Over Limit ( dB ) | Limit Line ( dBμV/m ) | Read Level ( dBμV ) | Antenna Factor ( dB/m ) | Path Loss ( dB ) | Preamp Factor ( dB ) | Ant Pos ( cm ) | Table Pos ( deg ) | Peak Avg. ( P/A ) | Pol. ( H/V ) |
|-----------------------------|---|-------------------|------------------|-------------------|-----------------------|---------------------|-------------------------|------------------|----------------------|----------------|-------------------|-------------------|--------------|
| 802.11g<br>CH 02<br>2417MHz |   | 2388.91           | 62.6             | -11.4             | 74                    | 55.08               | 33.5                    | 7.47             | 33.45                | 300            | 351               | P                 | H            |
|                             | !   | 2389.69           | 50.5             | -3.5              | 54                    | 42.98               | 33.5                    | 7.47             | 33.45                | 300            | 351               | A                 | H            |
|                             | *   | 2420              | 113.28           | -                 | -                     | 105.98              | 33.24                   | 7.5              | 33.44                | 300            | 351               | P                 | H            |
|                             | *   | 2418              | 105.48           | -                 | -                     | 98.07               | 33.37                   | 7.48             | 33.44                | 300            | 351               | A                 | H            |
|                             |   | 2389.3            | 59.58            | -14.42            | 74                    | 52.06               | 33.5                    | 7.47             | 33.45                | 300            | 85                | P                 | V            |
|                             |   | 2389.95           | 47.18            | -6.82             | 54                    | 39.66               | 33.5                    | 7.47             | 33.45                | 300            | 85                | A                 | V            |
|                             | *   | 2418              | 108.84           | -                 | -                     | 101.43              | 33.37                   | 7.48             | 33.44                | 300            | 85                | P                 | V            |
|                             | *   | 2418              | 100.86           | -                 | -                     | 93.45               | 33.37                   | 7.48             | 33.44                | 300            | 85                | A                 | V            |
| 802.11g<br>CH 03<br>2422MHz |   | 2389.69           | 62.15            | -11.85            | 74                    | 54.63               | 33.5                    | 7.47             | 33.45                | 292            | 358               | P                 | H            |
|                             | !   | 2389.95           | 50.81            | -3.19             | 54                    | 43.29               | 33.5                    | 7.47             | 33.45                | 292            | 358               | A                 | H            |
|                             |   | 2487.76           | 57.32            | -16.68            | 74                    | 50.45               | 32.73                   | 7.56             | 33.42                | 292            | 358               | P                 | H            |
|                             |   | 2483.8            | 45.98            | -8.02             | 54                    | 39                  | 32.86                   | 7.55             | 33.43                | 292            | 358               | A                 | H            |
|                             | *   | 2424              | 115.89           | -                 | -                     | 108.59              | 33.24                   | 7.5              | 33.44                | 292            | 358               | P                 | H            |
|                             | *   | 2424              | 108.09           | -                 | -                     | 100.79              | 33.24                   | 7.5              | 33.44                | 292            | 358               | A                 | H            |
|                             |   | 2389.17           | 60.7             | -13.3             | 74                    | 53.18               | 33.5                    | 7.47             | 33.45                | 100            | 30                | P                 | V            |
|                             |   | 2389.3            | 49.33            | -4.67             | 54                    | 41.81               | 33.5                    | 7.47             | 33.45                | 100            | 30                | A                 | V            |
|                             |   | 2493.64           | 56.69            | -17.31            | 74                    | 49.82               | 32.73                   | 7.56             | 33.42                | 100            | 30                | P                 | V            |
|                             |   | 2500              | 45.64            | -8.36             | 54                    | 38.77               | 32.73                   | 7.56             | 33.42                | 100            | 30                | A                 | V            |
|                             | *   | 2422              | 110.5            | -                 | -                     | 103.2               | 33.24                   | 7.5              | 33.44                | 100            | 30                | P                 | V            |
|                             | *   | 2422              | 103.2            | -                 | -                     | 95.9                | 33.24                   | 7.5              | 33.44                | 100            | 30                | A                 | V            |
| 802.11g<br>CH 10<br>2457MHz |   | 2483.8            | 62.65            | -11.35            | 74                    | 55.67               | 32.86                   | 7.55             | 33.43                | 250            | 120               | P                 | H            |
|                             | !   | 2484.4            | 50.57            | -3.43             | 54                    | 43.59               | 32.86                   | 7.55             | 33.43                | 250            | 120               | A                 | H            |
|                             | *   | 2460              | 114.78           | -                 | -                     | 107.69              | 32.99                   | 7.53             | 33.43                | 250            | 120               | P                 | H            |
|                             | *   | 2460              | 106.84           | -                 | -                     | 99.75               | 32.99                   | 7.53             | 33.43                | 250            | 120               | A                 | H            |
|                             |   | 2485.24           | 59.08            | -14.92            | 74                    | 52.1                | 32.86                   | 7.55             | 33.43                | 100            | 4                 | P                 | V            |
|                             |   | 2484.58           | 47.74            | -6.26             | 54                    | 40.76               | 32.86                   | 7.55             | 33.43                | 100            | 4                 | A                 | V            |
|                             | *   | 2458              | 111.16           | -                 | -                     | 104.07              | 32.99                   | 7.53             | 33.43                | 100            | 4                 | P                 | V            |
|                             | *   | 2458              | 103.34           | -                 | -                     | 96.25               | 32.99                   | 7.53             | 33.43                | 100            | 4                 | A                 | V            |
| Remark                      | 1. No other spurious found.<br>2. All results are PASS against Peak and Average limit line. |                   |                  |                   |                       |                     |                         |                  |                      |                |                   |                   |              |





2.4GHz 2400~2483.5MHz
WIFI 802.11g (Harmonic @ 3m)

Table with 14 columns: WIFI Ant. 1+2, Note, Frequency (MHz), Level (dBµV/m), Over Limit (dB), Limit Line (dBµV/m), Read Level (dBµV), Antenna Factor (dB/m), Path Loss (dB), Preamp Factor (dB), Ant Pos (cm), Table Pos (deg), Peak Avg. (P/A), Pol. (H/V). Rows include data for CH 01 (2412MHz), CH 06 (2437MHz), and CH 11 (2462MHz).



| WIFI Ant. 1+2               | Note  | Frequency ( MHz ) | Level ( dBμV/m ) | Over Limit ( dB ) | Limit Line ( dBμV/m ) | Read Level ( dBμV ) | Antenna Factor ( dB/m ) | Path Loss ( dB ) | Preamp Factor ( dB ) | Ant Pos ( cm ) | Table Pos ( deg ) | Peak Avg. ( P/A ) | Pol. ( H/V ) |
|-----------------------------|---|-------------------|------------------|-------------------|-----------------------|---------------------|-------------------------|------------------|----------------------|----------------|-------------------|-------------------|--------------|
| 802.11g<br>CH 02<br>2417MHz |   | 4834              | 43.27            | -30.73            | 74                    | 59.3                | 34.83                   | 10.86            | 61.72                | 300            | 0                 | P                 | H            |
|                             |   | 7251              | 43.91            | -30.09            | 74                    | 56.14               | 36.36                   | 13.31            | 61.9                 | 300            | 0                 | P                 | H            |
|                             |   | 4836              | 44.39            | -29.61            | 74                    | 60.42               | 34.83                   | 10.86            | 61.72                | 300            | 360               | P                 | V            |
|                             |   | 7251              | 43.94            | -30.06            | 74                    | 56.17               | 36.36                   | 13.31            | 61.9                 | 300            | 360               | P                 | V            |
| 802.11g<br>CH 03<br>2422MHz |   | 4842              | 45.71            | -28.29            | 74                    | 61.74               | 34.83                   | 10.86            | 61.72                | 300            | 0                 | P                 | H            |
|                             |   | 7266              | 43.26            | -30.74            | 74                    | 55.47               | 36.37                   | 13.32            | 61.9                 | 300            | 0                 | P                 | H            |
|                             |   | 4848              | 45.66            | -28.34            | 74                    | 61.69               | 34.83                   | 10.86            | 61.72                | 300            | 360               | P                 | V            |
|                             |   | 7266              | 43.24            | -30.76            | 74                    | 55.45               | 36.37                   | 13.32            | 61.9                 | 300            | 360               | P                 | V            |
| 802.11g<br>CH 10<br>2457MHz |   | 4914              | 45.78            | -28.22            | 74                    | 61.75               | 34.82                   | 10.92            | 61.71                | 300            | 0                 | P                 | H            |
|                             |   | 7371              | 44.03            | -29.97            | 74                    | 56.1                | 36.43                   | 13.4             | 61.9                 | 300            | 0                 | P                 | H            |
|                             |   | 4914              | 47.25            | -26.75            | 74                    | 63.22               | 34.82                   | 10.92            | 61.71                | 300            | 360               | P                 | V            |
|                             |   | 7371              | 44.92            | -29.08            | 74                    | 56.99               | 36.43                   | 13.4             | 61.9                 | 300            | 360               | P                 | V            |
| <b>Remark</b>               | <ol style="list-style-type: none"> <li>No other spurious found.</li> <li>All results are PASS against Peak and Average limit line.</li> </ol> |                   |                  |                   |                       |                     |                         |                  |                      |                |                   |                   |              |



2.4GHz 2400~2483.5MHz
WIFI 802.11n HT20 (Band Edge @ 3m)

Table with 14 columns: WIFI Ant. 1+2, Note, Frequency (MHz), Level (dBµV/m), Over Limit (dB), Limit Line (dBµV/m), Read Level (dBµV), Antenna Factor (dB/m), Path Loss (dB), Preamp Factor (dB), Ant Pos (cm), Table Pos (deg), Peak Avg. (P/A), Pol. (H/V). Rows include data for 802.11n HT20 CH 01 (2412MHz) and 802.11n HT20 CH 11 (2462MHz).



| WIFI Ant. 1+2                       | Note  | Frequency ( MHz ) | Level ( dBμV/m ) | Over Limit ( dB ) | Limit Line ( dBμV/m ) | Read Level ( dBμV ) | Antenna Factor ( dB/m ) | Path Loss ( dB ) | Preamp Factor ( dB ) | Ant Pos ( cm ) | Table Pos ( deg ) | Peak Avg. ( P/A ) | Pol. ( H/V ) |
|-------------------------------------|---|-------------------|------------------|-------------------|-----------------------|---------------------|-------------------------|------------------|----------------------|----------------|-------------------|-------------------|--------------|
| 802.11n20<br>CH 02<br>2417MHz       |   | 2388.91           | 62.44            | -11.56            | 74                    | 54.92               | 33.5                    | 7.47             | 33.45                | 300            | 345               | P                 | H            |
|                                     | !   | 2388.52           | 50.92            | -3.08             | 54                    | 43.4                | 33.5                    | 7.47             | 33.45                | 300            | 345               | A                 | H            |
|                                     | *   | 2416              | 113.49           | -                 | -                     | 106.08              | 33.37                   | 7.48             | 33.44                | 300            | 345               | P                 | H            |
|                                     | *   | 2416              | 105.72           | -                 | -                     | 98.31               | 33.37                   | 7.48             | 33.44                | 300            | 345               | A                 | H            |
|                                     |   | 2389.69           | 59.59            | -14.41            | 74                    | 52.07               | 33.5                    | 7.47             | 33.45                | 276            | 310               | P                 | V            |
|                                     |   | 2389.69           | 48.66            | -5.34             | 54                    | 41.14               | 33.5                    | 7.47             | 33.45                | 276            | 310               | A                 | V            |
|                                     | *   | 2416              | 108.26           | -                 | -                     | 100.85              | 33.37                   | 7.48             | 33.44                | 276            | 310               | P                 | V            |
|                                     | *   | 2416              | 100.5            | -                 | -                     | 93.09               | 33.37                   | 7.48             | 33.44                | 276            | 310               | A                 | V            |
| 802.11n<br>HT20<br>CH 03<br>2422MHz |   | 2386.83           | 63.12            | -10.88            | 74                    | 55.6                | 33.5                    | 7.47             | 33.45                | 293            | 357               | P                 | H            |
|                                     |   | 2389.95           | 50.8             | -3.2              | 54                    | 43.28               | 33.5                    | 7.47             | 33.45                | 293            | 357               | A                 | H            |
|                                     |   | 2490.1            | 56.9             | -17.1             | 74                    | 50.03               | 32.73                   | 7.56             | 33.42                | 293            | 357               | P                 | H            |
|                                     |   | 2483.5            | 45.81            | -8.19             | 54                    | 38.83               | 32.86                   | 7.55             | 33.43                | 293            | 357               | A                 | H            |
|                                     | *   | 2424              | 114.19           | -                 | -                     | 106.89              | 33.24                   | 7.5              | 33.44                | 293            | 357               | P                 | H            |
|                                     | *   | 2424              | 106.77           | -                 | -                     | 99.47               | 33.24                   | 7.5              | 33.44                | 293            | 357               | A                 | H            |
|                                     |   | 2378.9            | 61.09            | -12.91            | 74                    | 53.81               | 33.29                   | 7.44             | 33.45                | 100            | 32                | P                 | V            |
|                                     |   | 2389.95           | 50.1             | -3.9              | 54                    | 42.58               | 33.5                    | 7.47             | 33.45                | 100            | 32                | A                 | V            |
|                                     |   | 2494.9            | 56.25            | -17.75            | 74                    | 49.38               | 32.73                   | 7.56             | 33.42                | 100            | 32                | P                 | V            |
|                                     |   | 2496.82           | 45.5             | -8.5              | 54                    | 38.63               | 32.73                   | 7.56             | 33.42                | 100            | 32                | A                 | V            |
| *                                   | 2422  | 109.61            | -                | -                 | 102.31                | 33.24               | 7.5                     | 33.44            | 100                  | 32             | P                 | V                 |              |
| *                                   | 2422  | 102.38            | -                | -                 | 95.08                 | 33.24               | 7.5                     | 33.44            | 100                  | 32             | A                 | V                 |              |
| 802.11n20<br>CH 10<br>2457MHz       |   | 2485.42           | 64.17            | -9.83             | 74                    | 57.19               | 32.86                   | 7.55             | 33.43                | 249            | 226               | P                 | H            |
|                                     | !   | 2483.5            | 50.8             | -3.2              | 54                    | 43.82               | 32.86                   | 7.55             | 33.43                | 249            | 226               | A                 | H            |
|                                     | *   | 2456              | 113.67           | -                 | -                     | 106.58              | 32.99                   | 7.53             | 33.43                | 249            | 226               | P                 | H            |
|                                     | *   | 2456              | 106.56           | -                 | -                     | 99.47               | 32.99                   | 7.53             | 33.43                | 249            | 226               | A                 | H            |
|                                     |   | 2485.18           | 60.79            | -13.21            | 74                    | 53.81               | 32.86                   | 7.55             | 33.43                | 100            | 6                 | P                 | V            |
|                                     |   | 2483.5            | 47.88            | -6.12             | 54                    | 40.9                | 32.86                   | 7.55             | 33.43                | 100            | 6                 | A                 | V            |
|                                     | *   | 2458              | 110.98           | -                 | -                     | 103.89              | 32.99                   | 7.53             | 33.43                | 100            | 6                 | P                 | V            |
|                                     | *   | 2458              | 103.23           | -                 | -                     | 96.14               | 32.99                   | 7.53             | 33.43                | 100            | 6                 | A                 | V            |
| Remark                              | 1. No other spurious found.<br>2. All results are PASS against Peak and Average limit line. |                   |                  |                   |                       |                     |                         |                  |                      |                |                   |                   |              |



**2.4GHz 2400~2483.5MHz  
WIFI 802.11n HT20 (Harmonic @ 3m)**

| WIFI Ant. 1+2                 | Note  | Frequency ( MHz ) | Level ( dBμV/m ) | Over Limit ( dB ) | Limit Line ( dBμV/m ) | Read Level ( dBμV ) | Antenna Factor ( dB/m ) | Path Loss ( dB ) | Preamp Factor ( dB ) | Ant Pos ( cm ) | Table Pos ( deg ) | Peak Avg. ( P/A ) | Pol. ( H/V ) |
|-------------------------------|---|-------------------|------------------|-------------------|-----------------------|---------------------|-------------------------|------------------|----------------------|----------------|-------------------|-------------------|--------------|
| 802.11n HT20 CH 01<br>2412MHz |   | 4824              | 42.95            | -31.05            | 74                    | 58.99               | 34.84                   | 10.84            | 61.72                | 300            | 0                 | P                 | H            |
|                               |   | 4824              | 44.21            | -29.79            | 74                    | 60.25               | 34.84                   | 10.84            | 61.72                | 300            | 360               | P                 | V            |
| 802.11n HT20 CH 06<br>2437MHz |   | 4874              | 44.87            | -29.13            | 74                    | 60.86               | 34.83                   | 10.89            | 61.71                | 300            | 0                 | P                 | H            |
|                               |   | 7311              | 46.7             | -27.3             | 74                    | 58.86               | 36.39                   | 13.35            | 61.9                 | 300            | 0                 | P                 | H            |
|                               |   | 4874              | 47.81            | -26.19            | 74                    | 63.8                | 34.83                   | 10.89            | 61.71                | 300            | 360               | P                 | V            |
|                               |   | 7311              | 47.82            | -26.18            | 74                    | 59.98               | 36.39                   | 13.35            | 61.9                 | 300            | 360               | P                 | V            |
| 802.11n HT20 CH 11<br>2462MHz |   | 4924              | 42.18            | -31.82            | 74                    | 58.14               | 34.82                   | 10.93            | 61.71                | 300            | 0                 | P                 | H            |
|                               |   | 7386              | 42.22            | -31.78            | 74                    | 54.27               | 36.44                   | 13.41            | 61.9                 | 300            | 0                 | P                 | H            |
|                               |   | 4924              | 42.32            | -31.68            | 74                    | 58.28               | 34.82                   | 10.93            | 61.71                | 300            | 360               | P                 | V            |
|                               |   | 7386              | 43.38            | -30.62            | 74                    | 55.43               | 36.44                   | 13.41            | 61.9                 | 300            | 360               | P                 | V            |
| <b>Remark</b>                 | 1. No other spurious found.<br>2. All results are PASS against Peak and Average limit line. |                   |                  |                   |                       |                     |                         |                  |                      |                |                   |                   |              |



| WIFI Ant. 1+2                 | Note  | Frequency ( MHz ) | Level ( dBμV/m ) | Over Limit ( dB ) | Limit Line ( dBμV/m ) | Read Level ( dBμV ) | Antenna Factor ( dB/m ) | Path Loss ( dB ) | Preamp Factor ( dB ) | Ant Pos ( cm ) | Table Pos ( deg ) | Peak Avg. ( P/A ) | Pol. ( H/V ) |
|-------------------------------|---|-------------------|------------------|-------------------|-----------------------|---------------------|-------------------------|------------------|----------------------|----------------|-------------------|-------------------|--------------|
| 802.11n20<br>CH 02<br>2417MHz |   | 4834              | 41.57            | -32.43            | 74                    | 57.6                | 34.83                   | 10.86            | 61.72                | 300            | 0                 | P                 | H            |
|                               |   | 7251              | 42.69            | -31.31            | 74                    | 54.92               | 36.36                   | 13.31            | 61.9                 | 300            | 0                 | P                 | H            |
|                               |   | 4834              | 43.93            | -30.07            | 74                    | 59.96               | 34.83                   | 10.86            | 61.72                | 300            | 360               | P                 | V            |
|                               |   | 7251              | 43.3             | -30.7             | 74                    | 55.53               | 36.36                   | 13.31            | 61.9                 | 300            | 360               | P                 | V            |
| 802.11n20<br>CH 03<br>2422MHz |   | 4842              | 42.52            | -31.48            | 74                    | 58.55               | 34.83                   | 10.86            | 61.72                | 300            | 0                 | P                 | H            |
|                               |   | 7266              | 43.19            | -30.81            | 74                    | 55.4                | 36.37                   | 13.32            | 61.9                 | 300            | 0                 | P                 | H            |
|                               |   | 4842              | 45.42            | -28.58            | 74                    | 61.45               | 34.83                   | 10.86            | 61.72                | 300            | 360               | P                 | V            |
|                               |   | 7266              | 44.36            | -29.64            | 74                    | 56.57               | 36.37                   | 13.32            | 61.9                 | 300            | 360               | P                 | V            |
| 802.11n20<br>CH 10<br>2457MHz |   | 4914              | 44.17            | -29.83            | 74                    | 60.14               | 34.82                   | 10.92            | 61.71                | 300            | 0                 | P                 | H            |
|                               |   | 7371              | 43.57            | -30.43            | 74                    | 55.64               | 36.43                   | 13.4             | 61.9                 | 300            | 0                 | P                 | H            |
|                               |   | 4914              | 45.49            | -28.51            | 74                    | 61.46               | 34.82                   | 10.92            | 61.71                | 300            | 360               | P                 | V            |
|                               |   | 7371              | 42.84            | -31.16            | 74                    | 54.91               | 36.43                   | 13.4             | 61.9                 | 300            | 360               | P                 | V            |
| <b>Remark</b>                 | <ol style="list-style-type: none"> <li>No other spurious found.</li> <li>All results are PASS against Peak and Average limit line.</li> </ol> |                   |                  |                   |                       |                     |                         |                  |                      |                |                   |                   |              |



2.4GHz 2400~2483.5MHz

Emission below 1GHz

2.4GHz WIFI 802.11HT20 (LF)

| WIFI                            | Note   | Frequency | Level      | Over   | Limit      | Read     | Antenna  | Path   | Preamp | Ant    | Table   | Peak    | Pol.    |
|---------------------------------|--|-----------|------------|--------|------------|----------|----------|--------|--------|--------|---------|---------|---------|
| Ant.                            |  |           |            | Limit  | Line       | Level    | Factor   | Loss   | Factor | Pos    | Pos     | Avg.    |         |
| 1+2                             |  | ( MHz )   | ( dBμV/m ) | ( dB ) | ( dBμV/m ) | ( dBμV ) | ( dB/m ) | ( dB ) | ( dB ) | ( cm ) | ( deg ) | ( P/A ) | ( H/V ) |
| 2.4GHz<br>802.11n<br>HT20<br>LF |  | 52.31     | 17.27      | -22.73 | 40         | 34.9     | 13.9     | 1.63   | 33.16  | -      | -       | P       | H       |
|                                 |  | 154.16    | 22.38      | -21.12 | 43.5       | 35.92    | 16.86    | 2.8    | 33.2   | -      | -       | P       | H       |
|                                 |  | 277.35    | 26.48      | -19.52 | 46         | 36.68    | 19.2     | 3.75   | 33.15  | -      | -       | P       | H       |
|                                 |  | 650.8     | 25.99      | -20.01 | 46         | 26.35    | 26.5     | 5.74   | 32.6   | -      | -       | P       | H       |
|                                 |  | 903       | 28.27      | -17.73 | 46         | 24.4     | 29.21    | 6.75   | 32.09  | 100    | 0       | P       | H       |
|                                 |  | 985.45    | 29.08      | -24.92 | 54         | 23.38    | 30.72    | 7.05   | 32.07  | -      | -       | P       | H       |
|                                 |  | 30        | 23.3       | -16.7  | 40         | 30.26    | 25.1     | 1.24   | 33.3   | -      | -       | P       | V       |
|                                 |  | 52.31     | 25.84      | -14.16 | 40         | 43.47    | 13.9     | 1.63   | 33.16  | 100    | 0       | P       | V       |
|                                 |  | 94.99     | 19.79      | -23.71 | 43.5       | 35.14    | 15.45    | 2.2    | 33     | -      | -       | P       | V       |
|                                 |  | 151.25    | 18.67      | -24.83 | 43.5       | 32.06    | 17.04    | 2.77   | 33.2   | -      | -       | P       | V       |
|                                 |  | 572.23    | 23.69      | -22.31 | 46         | 25.44    | 25.58    | 5.38   | 32.71  | -      | -       | P       | V       |
|                                 | 850.62   | 27.23     | -18.77     | 46     | 23.58      | 29.3     | 6.55     | 32.2   | -      | -      | P       | V       |         |
| Remark                          | 1. No other spurious found.<br>2. All results are PASS against limit line. |           |            |        |            |          |          |        |        |        |         |         |         |



Note symbol

|     |  |
|-----|--|
| *   | <b>Fundamental Frequency</b> which can be ignored. However, the level of any unwanted emissions shall not exceed the level of the fundamental frequency. |
| !   | Test result is <b>over limit</b> line.   |
| P/A | <b>Peak</b> or <b>Average</b>  |
| H/V | <b>Horizontal</b> or <b>Vertical</b>   |





A calculation example for radiated spurious emission is shown as below:

| WIFI    | Note | Frequency | Level      | Over   | Limit      | Read     | Antenna  | Path   | Preamp | Ant    | Table   | Peak    | Pol.    |
|---------|------|-----------|------------|--------|------------|----------|----------|--------|--------|--------|---------|---------|---------|
| Ant.    |      |           |            | Limit  | Line       | Level    | Factor   | Loss   | Factor | Pos    | Pos     | Avg.    |         |
| 1+2     |      | ( MHz )   | ( dBμV/m ) | ( dB ) | ( dBμV/m ) | ( dBμV ) | ( dB/m ) | ( dB ) | ( dB ) | ( cm ) | ( deg ) | ( P/A ) | ( H/V ) |
| 802.11b |      | 2390      | 55.45      | -18.55 | 74         | 54.51    | 32.22    | 4.58   | 35.86  | 103    | 308     | P       | H       |
| CH 01   |      |           |            |        |            |          |          |        |        |        |         |         |         |
| 2412MHz |      | 2390      | 43.54      | -10.46 | 54         | 42.6     | 32.22    | 4.58   | 35.86  | 103    | 308     | A       | H       |

1. Path Loss(dB) = Cable loss(dB) + Filter loss(dB) + Attenuator loss(dB)
2. Level(dBμV/m) =  
Antenna Factor(dB/m) + Path Loss(dB) + Read Level(dBμV) - Preamp Factor(dB)
3. Over Limit(dB) = Level(dBμV/m) – Limit Line(dBμV/m)

**For Peak Limit @ 2390MHz:**

1. Level(dBμV/m)  
= Antenna Factor(dB/m) + Path Loss(dB) + Read Level(dBμV) - Preamp Factor(dB)  
= 32.22(dB/m) + 4.58(dB) + 54.51(dBμV) – 35.86 (dB)  
= 55.45 (dBμV/m)
2. Over Limit(dB)  
= Level(dBμV/m) – Limit Line(dBμV/m)  
= 55.45(dBμV/m) – 74(dBμV/m)  
= -18.55(dB)

**For Average Limit @ 2390MHz:**

1. Level(dBμV/m)  
= Antenna Factor(dB/m) + Path Loss(dB) + Read Level(dBμV) - Preamp Factor(dB)  
= 32.22(dB/m) + 4.58(dB) + 42.6(dBμV) – 35.86 (dB)  
= 43.54 (dBμV/m)
2. Over Limit(dB)  
= Level(dBμV/m) – Limit Line(dBμV/m)  
= 43.54(dBμV/m) – 54(dBμV/m)  
= -10.46(dB)

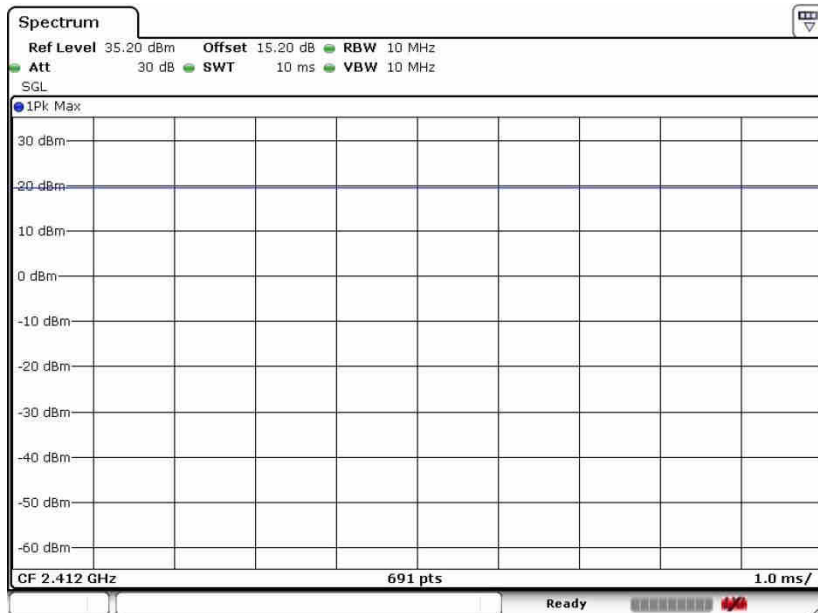
Both peak and average measured complies with the limit line, so test result is “PASS”.



### Appendix D. Duty Cycle Plots

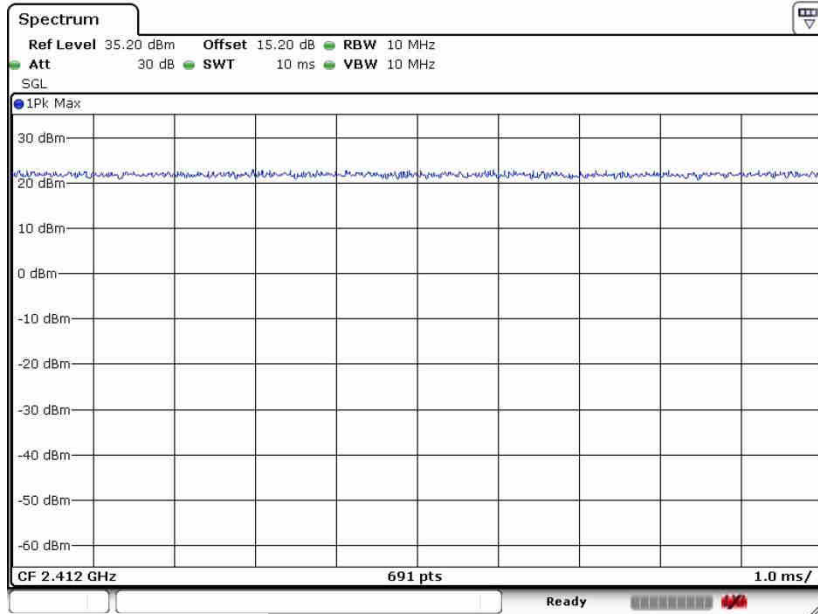
| Band         | Duty Cycle(%) | T(ms) | 1/T(kHz) | VBW Setting |
|--------------|---------------|-------|----------|-------------|
| 802.11b      | 100           | -     | -        | 10Hz        |
| 802.11g      | 100           | -     | -        | 10Hz        |
| 802.11n HT20 | 100           | -     | -        | 10Hz        |

#### 802.11b





### 802.11g



### 802.11n HT20

