

FCC Test Report

FCC ID : 2AEUPBHALP021
Equipment : Wi-Fi enabled Video Doorbell
Brand Name : RING
Model Name : Video Doorbell Pro
Applicant : Ring LLC
1523 26th St, Santa Monica, CA 90404, USA
Manufacturer : Chicony Electronics Co.,Ltd.
No.69, Sec. 2, Guangfu Rd., Sanchong Dist.
New Taipei City 241 Taiwan
Standard : 47 CFR FCC Part 15.407

The product was received on Oct. 17, 2019, and testing was started from Oct. 31, 2019 and completed on Nov. 01, 2019. We, SPORTON INTERNATIONAL INC. EMC & Wireless Communications Laboratory, would like to declare that the tested sample has been evaluated in accordance with the procedures given in ANSI C63.10-2013 and shown compliance with the applicable technical standards.

The report must not be used by the client to claim product certification, approval, or endorsement by TAF or any agency of government.

The test results in this variant report apply exclusively to the tested model / sample. Without written approval of SPORTON INTERNATIONAL INC. EMC & Wireless Communications Laboratory, the test report shall not be reproduced except in full.



Approved by: Allen Lin

SPORTON INTERNATIONAL INC. EMC & Wireless Communications Laboratory

No. 52, Huaya 1st Rd., Guishan Dist., Taoyuan City, Taiwan (R.O.C.)



Table of Contents

HISTORY OF THIS TEST REPORT3

SUMMARY OF TEST RESULT4

1 GENERAL DESCRIPTION5

1.1 Information.....5

1.2 Testing Applied Standards8

1.3 Testing Location Information8

1.4 Measurement Uncertainty9

2 TEST CONFIGURATION OF EUT.....10

2.1 Test Condition10

2.2 Test Channel Mode10

2.3 The Worst Case Measurement Configuration.....11

2.4 Accessories and Support Equipment11

2.5 Test Setup Diagram12

3 TRANSMITTER TEST RESULT13

3.1 Emission Bandwidth.....13

3.2 Maximum Conducted Output Power14

3.3 Peak Power Spectral Density.....16

3.4 Unwanted Emissions.....18

3.5 Test Equipment and Calibration Data23

APPENDIX A. TEST RESULTS OF EMISSION BANDWIDTH

APPENDIX B. TEST RESULTS OF MAXIMUM CONDUCTED OUTPUT POWER

APPENDIX C. TEST RESULTS OF PEAK POWER SPECTRAL DENSITY

APPENDIX D. TEST RESULTS OF UNWANTED EMISSIONS

APPENDIX E. TEST PHOTOS

PHOTOGRAPHS OF EUT V01



History of this test report

Report No.	Version	Description	Issued Date
FR842412-02AN	01	Initial issue of report	Nov. 29, 2019



Summary of Test Result

Report Clause	Ref. Std. Clause	Test Items	Result (PASS/FAIL)	Remark
1.1.2	15.203	Antenna Requirement	PASS	-
-	15.207	AC Power-line Conducted Emissions	Not Required	-
3.1	15.407(a)	Emission Bandwidth	PASS	-
3.2	15.407(a)	Maximum Conducted Output Power	PASS	-
3.3	15.407(a)	Peak Power Spectral Density	PASS	-
3.4	15.407(b)	Unwanted Emissions	PASS	-

Declaration of Conformity:
The test results with all measurement uncertainty excluded are presented in accordance with the regulation limits or requirements declared by manufacturers.
Comments and explanations:
None

Reviewed by: Sam Tsai

Report Producer: Amber Chiu



1 General Description

1.1 Information

1.1.1 RF General Information

Frequency Range (MHz)	IEEE Std. 802.11	Ch. Frequency (MHz)	Channel Number
5250-5350	a, n (HT20)	5260-5320	52-64 [4]
5470-5725		5500-5700	100-140 [11]
5250-5350	n (HT40)	5270-5310	54-62 [2]
5470-5725		5510-5670	102-134 [5]

Band	Mode	BWch (MHz)	Nant
5.25-5.35GHz	802.11a	20	1TX
5.47-5.725GHz	802.11a	20	1TX
5.25-5.35GHz	802.11n HT20	20	1TX
5.47-5.725GHz	802.11n HT20	20	1TX
5.25-5.35GHz	802.11n HT40	40	1TX
5.47-5.725GHz	802.11n HT40	40	1TX

Note:

- ♦ 11a, HT20 and HT40 use a combination of OFDM-BPSK, QPSK, 16QAM, 64QAM modulation.
- ♦ BWch is the nominal channel bandwidth.



1.1.2 Antenna Information

Ant.	Port	Brand	Model Name	Antenna Type	Connector
1	1	-	Ring Wifi Antenna	PIFA Antenna	Fixed on board

2.4G		5G		BT	
Frequency (MHz)	Gain (dBi)	Frequency (MHz)	Gain (dBi)	Frequency (MHz)	Gain (dBi)
2412	1.37	5180	1.4	2402	1.37
2417	1.37	5200	1.4	2440 / 2441	1.08
2422	1.37	5240	2.5	2480	1.09
2427	1.08	5190	1.4	-	-
2432	1.08	5230	2.5	-	-
2437	1.08	5250	2.93		
2442	1.08	5350	2.45		
2447	1.08	5470	2.75		
2452	1.08	5600	2.79		
2457	1.08	5725	2.52		
2462	1.08	5745	3.12	-	-
		5785	2.65	-	-
		5825	1.67	-	-
		5755	3.12	-	-
		5795	2.65	-	-

For 2.4 GHz function:

For IEEE 802.11b/g/n mode (1TX/1RX)

Only Ant. 1 (port 1) can be used as transmitting/receiving antenna.

For 5 GHz function:

For IEEE 802.11a/n mode (1TX/1RX)

Only Ant. 1 (port 1) can be used as transmitting/receiving antenna.

For Bluetooth function:

For Bluetooth mode (1TX/1RX)

Only Ant. 1 (port 1) can be used as transmitting/receiving antenna.

1.1.3 EUT Information

Operational Condition				
EUT Power Type	From Battery / Transformer			
EUT Function	<input type="checkbox"/>	Outdoor AP	<input type="checkbox"/>	Indoor AP
	<input type="checkbox"/>	Fixed P2P AP	<input checked="" type="checkbox"/>	Outdoor Client
Beamforming Function	<input type="checkbox"/>	With beamforming	<input checked="" type="checkbox"/>	Without beamforming
TPC Function	<input type="checkbox"/>	With TPC Function	<input checked="" type="checkbox"/>	Without TPC Function
Weather Band	<input checked="" type="checkbox"/>	With 5600~5650MHz	<input type="checkbox"/>	Without 5600~5650MHz
Type of EUT				
<input checked="" type="checkbox"/>	Stand-alone			
<input type="checkbox"/>	Combined (EUT where the radio part is fully integrated within another device)			
	Combined Equipment - Brand Name / Model No.: ...			
<input type="checkbox"/>	Plug-in radio (EUT intended for a variety of host systems)			
	Host System - Brand Name / Model No.: ...			
<input type="checkbox"/>	Other:			

1.1.4 Mode Test Duty Cycle

Mode	DC	DCF(dB)	T(s)	VBW(Hz) ≥ 1/T
802.11a	0.937	0.28	1.43m	1k
802.11n HT20	0.932	0.31	1.338m	1k
802.11n HT40	0.908	0.42	946.25u	3k

Note. If DC < 0.98, the DCF was added while measuring Output power and PSD.

1.1.5 Table for Multiple Listing

Difference	Description
SKU #1	The sample is the same one, only the color is different.
SKU #2	
SKU #3	
SKU #4	
Note. For more detailed features description, please refer to the specifications or user's manual.	

1.1.6 Table for Permissive Change

This product is an extension of original one reported under Sporton project number: FR842412-01AN

Below is the table for the change of the product with respect to the original one.

Modifications	Performance Checking
UNII-2A and UNII-2C were added	All

1.2 Testing Applied Standards

According to the specifications of the manufacturer, the EUT must comply with the requirements of the following standards:

- ◆ 47 CFR FCC Part 15
- ◆ ANSI C63.10-2013
- ◆ KDB 789033 D02 v02r01
- ◆ KDB 414788 D01 v01r01

1.3 Testing Location Information

Testing Location			
<input checked="" type="checkbox"/>	HWA YA	ADD : No. 52, Huaya 1st Rd., Guishan Dist., Taoyuan City, Taiwan (R.O.C.)	
		TEL : 886-3-327-3456	FAX : 886-3-327-0973
Test site Designation No. TW1190 with FCC.			
<input type="checkbox"/>	JHUBEI	ADD : No.8, Ln. 724, Bo'ai St., Zhubei City, Hsinchu County, Taiwan (R.O.C.)	
		TEL : 886-3-656-9065	FAX : 886-3-656-9085
Test site Designation No. TW0006 with FCC.			

Test Condition	Test Site No.	Test Engineer	Test Environment	Test Date
RF Conducted	TH01-HY	Barry Hsiao	24.9~25.8°C / 57~64%	31/Oct/2019
Radiated	03CH09-HY	Dexter Dai	24.3~24.7°C / 55~58%	31/Oct/2019~01/Nov/2019



1.4 Measurement Uncertainty

ISO/IEC 17025 requires that an estimate of the measurement uncertainties associated with the emissions test results be included in the report. The measurement uncertainties given below are based on a 95% confidence level (based on a coverage factor (k=2))

Test Items	Uncertainty	Remark
Conducted Emission (150kHz ~ 30MHz)	3.54 dB	Confidence levels of 95%
Radiated Emission (9kHz ~ 30MHz)	1.6 dB	Confidence levels of 95%
Radiated Emission (30MHz ~ 1,000MHz)	4.3 dB	Confidence levels of 95%
Radiated Emission (1GHz ~ 18GHz)	3.9 dB	Confidence levels of 95%
Radiated Emission (18GHz ~ 40GHz)	3.5 dB	Confidence levels of 95%
Conducted Emission	1.3 dB	Confidence levels of 95%
Temperature	0.7 °C	Confidence levels of 95%
Humidity	4 %	Confidence levels of 95%



2 Test Configuration of EUT

2.1 Test Condition

Condition Item	Abbreviation/Remark	Remark
TnomVnom	Tnom	20°C
-	Vnom	120V


2.2 Test Channel Mode

Test Software	DOS
---------------	-----

Mode	PowerSetting
802.11a_Nss1,(6Mbps)_1TX	-
5260MHz	88
5300MHz	67
5320MHz	88
5500MHz	66
5580MHz	76
5700MHz	55
802.11n HT20_Nss1,(MCS0)_1TX	-
5260MHz	67
5300MHz	64
5320MHz	64
5500MHz	69
5580MHz	74
5700MHz	53
802.11n HT40_Nss1,(MCS0)_1TX	-
5270MHz	88
5310MHz	51
5510MHz	60
5550MHz	88
5670MHz	68

2.3 The Worst Case Measurement Configuration

The Worst Case Mode for Following Conformance Tests	
Tests Item	Emission Bandwidth Maximum Conducted Output Power Peak Power Spectral Density
Test Condition	Conducted measurement at transmit chains

The Worst Case Mode for Following Conformance Tests	
Tests Item	Unwanted Emissions
Test Condition	Radiated measurement If EUT consist of multiple antenna assembly (multiple antenna are used in EUT regardless of spatial multiplexing MIMO configuration), the radiated test should be performed with highest antenna gain of each antenna type.
1	Transformer mode
Operating Mode > 1GHz	CTX
Orthogonal Planes of EUT	X Plane
	

2.4 Accessories and Support Equipment

Accessories				
Battery	Brand Name	Fuji	Model Name	334060
	Power Rating	3.8 Vdc, 300 mAh	Type	Li-ion

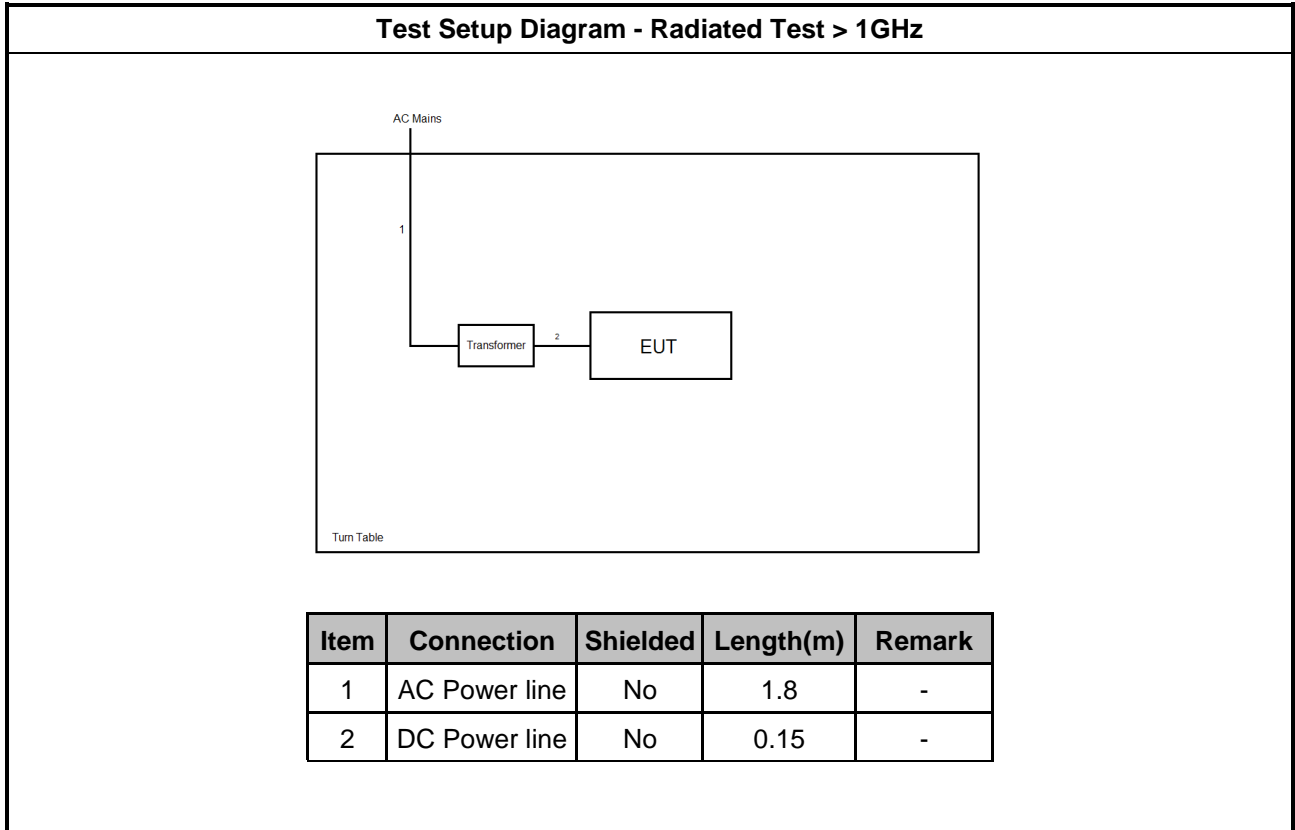
Reminder: Regarding to more detail and other information, please refer to user manual.

Support Equipment – RF Conducted				
No.	Equipment	Brand Name	Model Name	FCC ID
1	Notebook	DELL	E5410	DoC
2	Adapter for NB	DELL	HA65NM130	DoC

Support Equipment – Radiated Emission				
No.	Equipment	Brand Name	Model Name	FCC ID
1	Transformer	TRIAD	VPL24-1100	N/A

Note: Support equipment No.1 was provided by customer.

2.5 Test Setup Diagram



3 Transmitter Test Result

3.1 Emission Bandwidth

3.1.1 Emission Bandwidth Limit

Emission Bandwidth Limit	
UNII Devices	
<input type="checkbox"/>	For the 5.15-5.25 GHz band, N/A
<input checked="" type="checkbox"/>	For the 5.25-5.35 GHz band, N/A
<input checked="" type="checkbox"/>	For the 5.47-5.725 GHz band, N/A
<input type="checkbox"/>	For the 5.725-5.85 GHz band, 6 dB emission bandwidth \geq 500kHz.

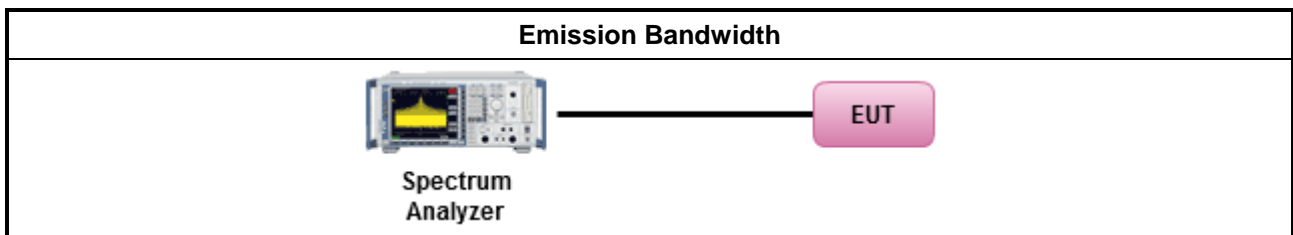
3.1.2 Measuring Instruments

Refer a test equipment and calibration data table in this test report.

3.1.3 Test Procedures

Test Method	
<ul style="list-style-type: none"> For the emission bandwidth shall be measured using one of the options below: 	
<input checked="" type="checkbox"/>	Refer as KDB 789033, clause C for EBW and clause D for OBW measurement.
<input type="checkbox"/>	Refer as ANSI C63.10, clause 6.9.3 for occupied bandwidth testing.
<input type="checkbox"/>	Refer as IC RSS-Gen, clause 6.7 for bandwidth testing.

3.1.4 Test Setup



3.1.5 Test Result of Emission Bandwidth

Refer as Appendix A

3.2 Maximum Conducted Output Power

3.2.1 Maximum Conducted Output Power Limit

Maximum Conducted Output Power Limit	
UNII Devices	
<input type="checkbox"/> For the 5.15-5.25 GHz band:	
	<ul style="list-style-type: none"> ▪ Outdoor AP: the maximum conducted output power (P_{Out}) shall not exceed the lesser of 1 W. If $G_{TX} > 6$ dBi, then $P_{Out} = 30 - (G_{TX} - 6)$. e.i.r.p. at any elevation angle above 30 degrees $\leq 125mW$ [21dBm] ▪ Indoor AP: the maximum conducted output power (P_{Out}) shall not exceed the lesser of 1 W. If $G_{TX} > 6$ dBi, then $P_{Out} = 30 - (G_{TX} - 6)$ ▪ Point-to-point AP: the maximum conducted output power (P_{Out}) shall not exceed the lesser of 1 W. If $G_{TX} > 23$ dBi, then $P_{Out} = 30 - (G_{TX} - 23)$. ▪ Mobile or Portable Client: the maximum conducted output power (P_{Out}) shall not exceed the lesser of 250 mW. If $G_{TX} > 6$ dBi, then $P_{Out} = 24 - (G_{TX} - 6)$.
<input checked="" type="checkbox"/> For the 5.25-5.35 GHz band, the maximum conducted output power (P_{Out}) shall not exceed the lesser of 250 mW or $11 \text{ dBm} + 10 \log B$, where B is the 26 dB emission bandwidth in MHz. If $G_{TX} > 6$ dBi, then $P_{Out} = 24 - (G_{TX} - 6)$.	
<input checked="" type="checkbox"/> For the 5.47-5.725 GHz band, the maximum conducted output power (P_{Out}) shall not exceed the lesser of 250 mW or $11 \text{ dBm} + 10 \log B$, where B is the 26 dB emission bandwidth in MHz. If $G_{TX} > 6$ dBi, then $P_{Out} = 24 - (G_{TX} - 6)$.	
<input type="checkbox"/> For the 5.725-5.85 GHz band:	
	<ul style="list-style-type: none"> ▪ Point-to-multipoint systems (P2M): the maximum conducted output power (P_{Out}) shall not exceed the lesser of 1 W. If $G_{TX} > 6$ dBi, then $P_{Out} = 30 - (G_{TX} - 6)$. ▪ Point-to-point systems (P2P): the maximum conducted output power (P_{Out}) shall not exceed the lesser of 1 W.
P_{Out} = maximum conducted output power in dBm, G_{TX} = the maximum transmitting antenna directional gain in dBi.	

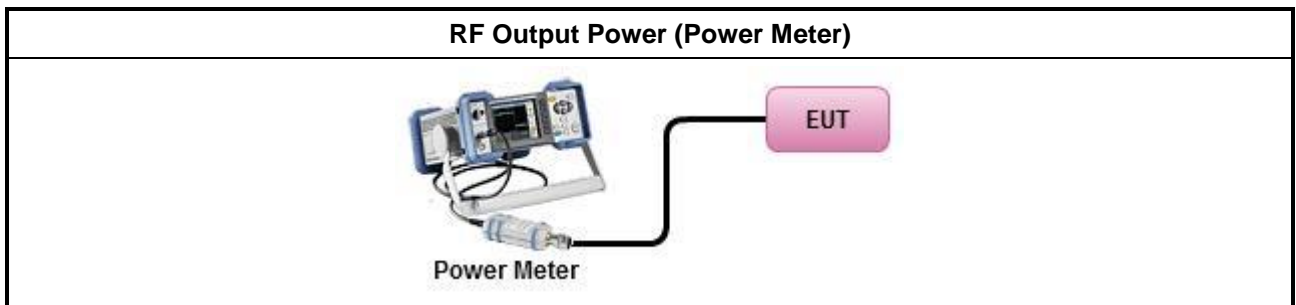
3.2.2 Measuring Instruments

Refer a test equipment and calibration data table in this test report.

3.2.3 Test Procedures

Test Method	
<ul style="list-style-type: none"> Maximum Conducted Output Power 	
	Duty cycle $\geq 98\%$
<input type="checkbox"/>	Refer as KDB 789033, clause E Method SA-2 (spectral trace averaging).
	Duty cycle $< 98\%$
<input type="checkbox"/>	Refer as KDB 789033, clause E Method SA-2 Alt. (RMS detection with slow sweep speed)
	Wideband RF power meter and average over on/off periods with duty factor
<input checked="" type="checkbox"/>	Refer as KDB 789033, clause E Method PM (using an RF average power meter).
<ul style="list-style-type: none"> For conducted measurement. 	
	<ul style="list-style-type: none"> If the EUT supports multiple transmit chains using options given below: Refer as KDB 662911, In-band power measurements. Using the measure-and-sum approach, measured all transmit ports individually. Sum the power (in linear power units e.g., mW) of all ports for each individual sample and save them.
	<ul style="list-style-type: none"> If multiple transmit chains, EIRP calculation could be following as methods: $P_{total} = P_1 + P_2 + \dots + P_n$ (calculated in linear unit [mW] and transfer to log unit [dBm]) $EIRP_{total} = P_{total} + DG$

3.2.4 Test Setup



3.2.5 Test Result of Maximum Conducted Output Power

Refer as Appendix B



3.3 Peak Power Spectral Density

3.3.1 Peak Power Spectral Density Limit

Peak Power Spectral Density Limit	
UNII Devices	
<input type="checkbox"/> For the 5.15-5.25 GHz band:	
<input type="checkbox"/>	<ul style="list-style-type: none"> ▪ Outdoor AP: the peak power spectral density (PPSD) shall not exceed the lesser of 17dBm/MHz. If $G_{TX} > 6$ dBi, then $P_{Out} = 17 - (G_{TX} - 6)$. ▪ Indoor AP: the peak power spectral density (PPSD) shall not exceed the lesser of 17dBm/MHz. If $G_{TX} > 6$ dBi, then $P_{Out} = 17 - (G_{TX} - 6)$. ▪ Point-to-point AP: the peak power spectral density (PPSD) shall not exceed the lesser of 17dBm/MHz. If $G_{TX} > 23$ dBi, then $P_{Out} = 17 - (G_{TX} - 23)$. ▪ Mobile or Portable Client: the peak power spectral density (PPSD) ≤ 11 dBm/MHz. If $G_{TX} > 6$ dBi, then $PPSD = 11 - (G_{TX} - 6)$.
<input checked="" type="checkbox"/> For the 5.25-5.35 GHz band, the peak power spectral density (PPSD) ≤ 11 dBm/MHz. If $G_{TX} > 6$ dBi, then $PPSD = 11 - (G_{TX} - 6)$.	
<input checked="" type="checkbox"/> For the 5.47-5.725 GHz band, the peak power spectral density (PPSD) ≤ 11 dBm/MHz. If $G_{TX} > 6$ dBi, then $PPSD = 11 - (G_{TX} - 6)$.	
<input type="checkbox"/> For the 5.725-5.85 GHz band:	
<input type="checkbox"/>	<ul style="list-style-type: none"> ▪ Point-to-multipoint systems (P2M): the peak power spectral density (PPSD) ≤ 30 dBm/500kHz. If $G_{TX} > 6$ dBi, then $PPSD = 30 - (G_{TX} - 6)$. ▪ Point-to-point systems (P2P): the peak power spectral density (PPSD) ≤ 30 dBm/500kHz.
<p>PPSD = peak power spectral density that he same method as used to determine the conducted output power shall be used to determine the power spectral density. And power spectral density in dBm/MHz</p> <p>G_{TX} = the maximum transmitting antenna directional gain in dBi.</p>	

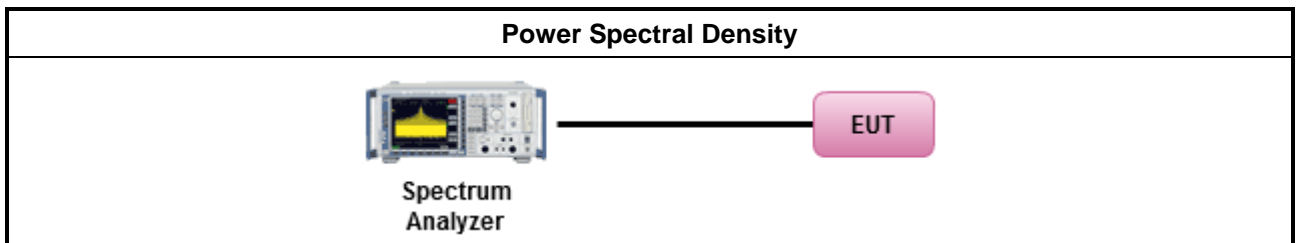
3.3.2 Measuring Instruments

Refer a test equipment and calibration data table in this test report.

3.3.3 Test Procedures

Test Method	
<ul style="list-style-type: none"> Peak power spectral density procedures that the same method as used to determine the conducted output power shall be used to determine the peak power spectral density and use the peak search function on the spectrum analyzer to find the peak of the spectrum. For the peak power spectral density shall be measured using below options: 	
<input type="checkbox"/>	Refer as KDB 789033, F)5) power spectral density can be measured using resolution bandwidths < 1 MHz provided that the results are integrated over 1 MHz bandwidth Duty cycle ≥ 98%
<input type="checkbox"/>	Refer as KDB 789033, clause E Method SA-2 (spectral trace averaging). Duty cycle < 98%
<input checked="" type="checkbox"/>	Refer as KDB 789033, clause E Method SA-2 Alt. (RMS detection with slow sweep speed)
<ul style="list-style-type: none"> For conducted measurement. 	
<ul style="list-style-type: none"> If the EUT supports multiple transmit chains using options given below: <ul style="list-style-type: none"> Measure and sum the spectra across the outputs. Refer as KDB 662911, In-band power spectral density (PSD). Sample all transmit ports simultaneously using a spectrum analyzer for each transmit port. Where the trace bin-by-bin of each transmit port summing can be performed. (i.e., in the first spectral bin of output 1 is summed with that in the first spectral bin of output 2 and that from the first spectral bin of output 3, and so on up to the NTX output to obtain the value for the first frequency bin of the summed spectrum.). Add up the amplitude (power) values for the different transmit chains and use this as the new data trace. If multiple transmit chains, EIRP PPSD calculation could be following as methods: $PPSD_{total} = PPSD_1 + PPSD_2 + \dots + PPSD_n$ (calculated in linear unit [mW] and transfer to log unit [dBm]) $EIRP_{total} = PPSD_{total} + DG$ 	

3.3.4 Test Setup



3.3.5 Test Result of Peak Power Spectral Density

Refer as Appendix C

3.4 Unwanted Emissions

3.4.1 Transmitter Radiated Unwanted Emissions Limit

Unwanted emissions below 1 GHz and restricted band emissions above 1GHz limit			
Frequency Range (MHz)	Field Strength (uV/m)	Field Strength (dBuV/m)	Measure Distance (m)
0.009~0.490	2400/F(kHz)	48.5 - 13.8	300
0.490~1.705	24000/F(kHz)	33.8 - 23	30
1.705~30.0	30	29	30
30~88	100	40	3
88~216	150	43.5	3
216~960	200	46	3
Above 960	500	54	3

Note 1: Test distance for frequencies at or above 30 MHz, measurements may be performed at a distance other than the limit distance provided they are not performed in the near field and the emissions to be measured can be detected by the measurement equipment. When performing measurements at a distance other than that specified, the results shall be extrapolated to the specified distance using an extrapolation factor of 20 dB/decade (inverse of linear distance for field-strength measurements, inverse of linear distance-squared for power-density measurements).

Note 2: Test distance for frequencies at below 30 MHz, measurements may be performed at a distance closer than the EUT limit distance; however, an attempt should be made to avoid making measurements in the near field. When performing measurements below 30 MHz at a closer distance than the limit distance, the results shall be extrapolated to the specified distance by either making measurements at a minimum of two or more distances on at least one radial to determine the proper extrapolation factor or by using the square of an inverse linear distance extrapolation factor (40 dB/decade). The test report shall specify the extrapolation method used to determine compliance of the EUT.

Note 3: Using the distance of 1m during the test for above 18 GHz, and the test value to correct for the distance factor at 3m.



Un-restricted band emissions above 1GHz Limit	
Operating Band	Limit
5.15 - 5.25 GHz	e.i.r.p. -27 dBm [68.2 dBuV/m@3m]
5.25 - 5.35 GHz	e.i.r.p. -27 dBm [68.2 dBuV/m@3m]
5.47 - 5.725 GHz	e.i.r.p. -27 dBm [68.2 dBuV/m@3m]
5.725 - 5.85 GHz	5.650-5700 GHz: e.i.r.p. -27 ~ 10 dBm [68.2 ~ 105.2 dBuV/m@3m] 5.700-5720 GHz: e.i.r.p. 10 ~ 15.6 dBm [105.2 ~ 110.8 dBuV/m@3m] 5.720-5725 GHz: e.i.r.p. 15.6 ~ 27 dBm [110.8 ~ 122.2 dBuV/m@3m] 5.850-5.855 GHz: e.i.r.p. 27 ~ 15.6 dBm [122.2 ~ 110.8 dBuV/m@3m] 5.855-5.875 GHz: e.i.r.p. 15.6 ~ 10 dBm [110.8 ~ 105.2 dBuV/m@3m] 5.875-5.925 GHz: e.i.r.p. 10 ~ -27 dBm [105.2 ~ 68.2dBuV/m@3m] Other un-restricted band: e.i.r.p. -27 dBm [68.2 dBuV/m@3m]
Note 1: Measurements may be performed at a distance other than the limit distance provided they are not performed in the near field and the emissions to be measured can be detected by the measurement equipment. When performing measurements at a distance other than that specified, the results shall be extrapolated to the specified distance using an extrapolation factor of 20 dB/decade (inverse of linear distance for field-strength measurements, inverse of linear distance-squared for power-density measurements).	

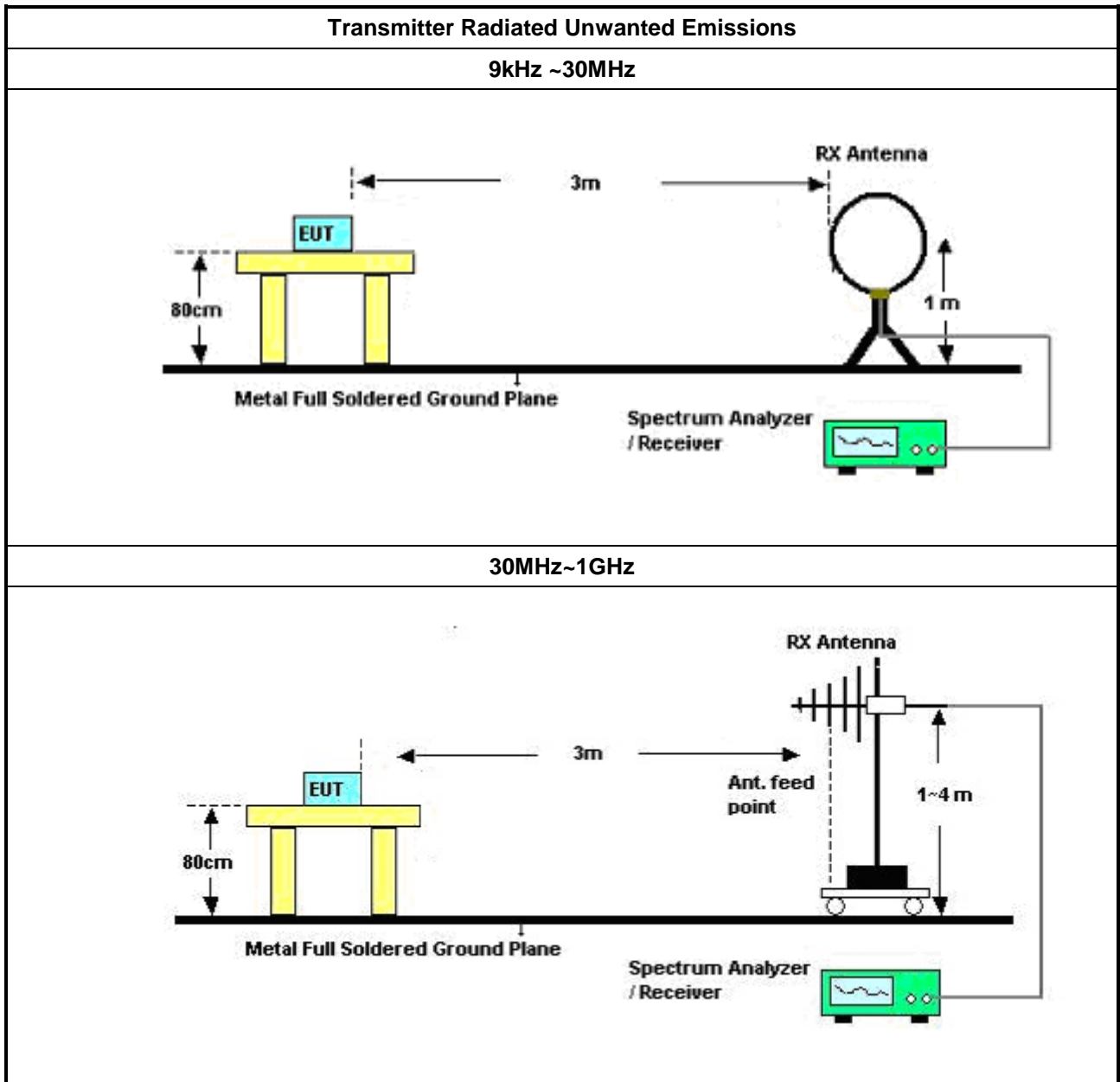
3.4.2 Measuring Instruments

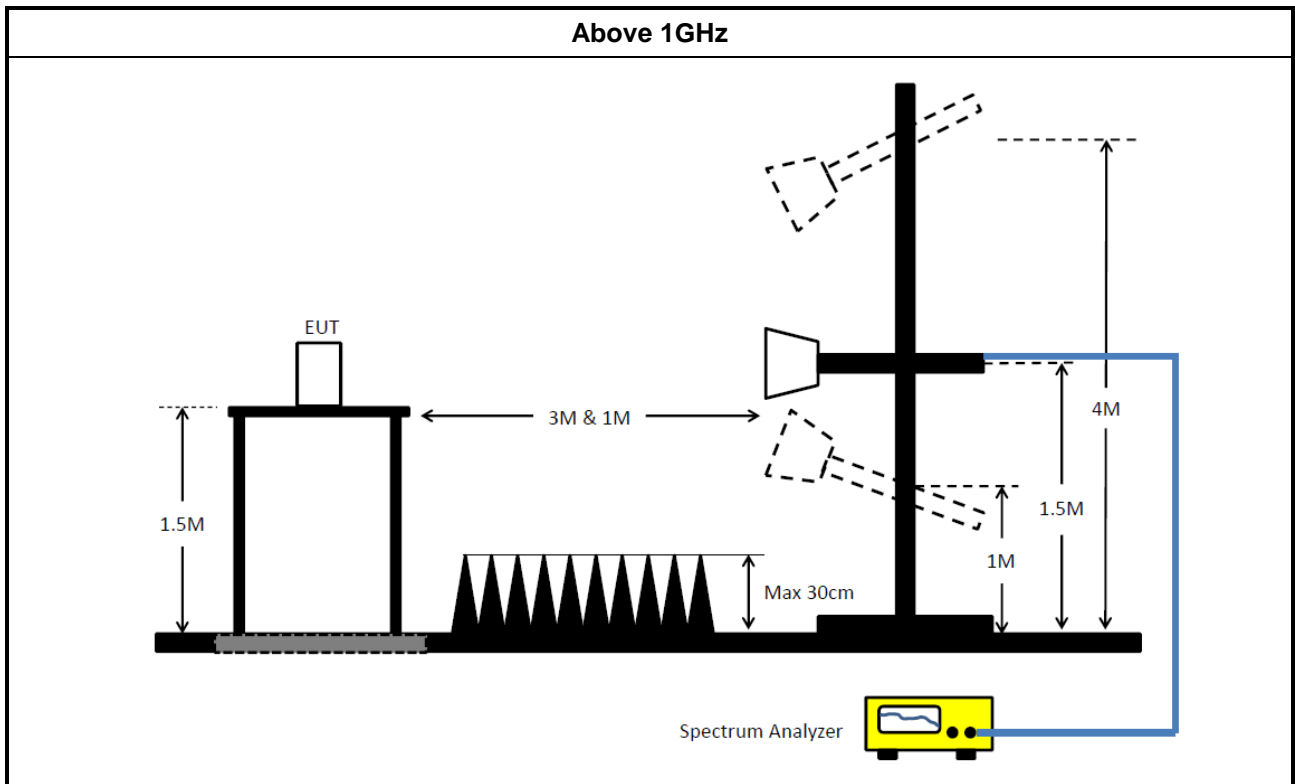
Refer a test equipment and calibration data table in this test report.

3.4.3 Test Procedures

Test Method	
<ul style="list-style-type: none"> ▪ Measurements may be performed at a distance other than the limit distance provided they are not performed in the near field and the emissions to be measured can be detected by the measurement equipment. Measurements shall not be performed at a distance greater than 30 m for frequencies above 30 MHz, unless it can be further demonstrated that measurements at a distance of 30 m or less are impractical. When performing measurements at a distance other than that specified, the results shall be extrapolated to the specified distance using an extrapolation factor of 20 dB/decade (inverse of linear distance for field-strength measurements, inverse of linear distance-squared for power-density measurements). 	
<ul style="list-style-type: none"> ▪ The average emission levels shall be measured in [duty cycle \geq 98 or duty factor]. 	
<ul style="list-style-type: none"> ▪ For the transmitter unwanted emissions shall be measured using following options below: 	
	<ul style="list-style-type: none"> ▪ Refer as KDB 789033, clause G)2) for unwanted emissions into non-restricted bands.
	<ul style="list-style-type: none"> ▪ Refer as KDB 789033, clause G)1) for unwanted emissions into restricted bands.
	<input checked="" type="checkbox"/> Refer as KDB 789033, G)6) Method VB (ANSI C63.10, clause 4.1.4.2.3), Reduced VBW.
	<input checked="" type="checkbox"/> Refer as KDB 789033, clause G)5) (ANSI C63.10, clause 4.1.4.2.2), measurement procedure peak limit.
<ul style="list-style-type: none"> ▪ For radiated measurement. 	
	<ul style="list-style-type: none"> ▪ Refer as ANSI C63.10, clause 6.4 for radiated emissions below 30 MHz and test distance is 3m.
	<ul style="list-style-type: none"> ▪ Refer as ANSI C63.10, clause 6.5 for radiated emissions 30 MHz to 1 GHz and test distance is 3m.
	<ul style="list-style-type: none"> ▪ Refer as ANSI C63.10, clause 6.6 for radiated emissions above 1GHz.
<ul style="list-style-type: none"> ▪ The any unwanted emissions level shall not exceed the fundamental emission level. 	
<ul style="list-style-type: none"> ▪ All amplitude of spurious emissions that are attenuated by more than 20 dB below the permissible value has no need to be reported. 	

3.4.4 Test Setup





3.4.5 Transmitter Unwanted Emissions (Below 30MHz)

The amplitude of spurious emissions which are attenuated by more than 20dB below the permissible value has no need to be reported.

3.4.6 Test Result of Transmitter Unwanted Emissions

Refer as Appendix D

3.5 Test Equipment and Calibration Data

Instrument for Conducted Test

Instrument	Manufacturer	Model No.	Serial No.	Spec.	Calibration Date	Calibration Due Date
Spectrum Analyzer	R&S	FSV 40	101013	10Hz~40GHz	13/Mar/2019	12/Mar/2020
Temp. and Humidity Chamber	Giant Force	GTH-225-20-SP-SD	MAA1112-007	-20 ~ 100°C	21/May/2019	20/May/2020
SMB100A Signal Generator	R&S	SMB100A03	181147	100kHz~40GHz	12/Nov/2018	10/Nov/2020
Power Sensor	Anritsu	MA2411B	0917017	300MHz ~ 40GHz	19/Feb/2019	18/Feb/2020
Power Meter	Anritsu	ML2495A	0949003	300MHz ~ 40GHz	19/Feb/2019	18/Feb/2020
Cable 0.2m	HUBER	MY10710/4	RF Cable - 01	30MHz~18G	11/Jan/2019	10/Jan/2020
Cable 0.2m	HUBER	MY10711/4	RF Cable - 02	30MHz~18G	11/Jan/2019	10/Jan/2020
Cable 0.5m	HUBER	MY10714/4	RF Cable - 05	30MHz~18G	11/Jan/2019	10/Jan/2020

Instrument for Radiated Test

Instrument	Manufacturer	Model No.	Serial No.	Spec.	Calibration Date	Calibration Due Date
3m Semi Anechoic Chamber	TDK	SAC-3M	03CH09-HY	30MHz ~ 1GHz	22/Apr/2019	21/Apr/2020
3m Semi Anechoic Chamber	TDK	SAC-3M	03CH09-HY	1GHz ~ 18GHz	13/Jun/2019	12/Jun/2020
Microwave System Prempfier	Agilent	8449B	3008A02326	1GHz ~ 26.5GHz	15/Jul/2019	14/Jul/2020
Amplifier	EMC	EMC9135	980232	9kHz~1GHz	22/Apr/2019	21/Apr/2020
EMI Test Receiver	R&S	ESR3	102052	9kHz ~ 3.6GHz	09/Apr/2019	08/Apr/2020
EXA Signal Analyzer	KEYSIGHT	N9010A	MY54200885	10Hz~44GHz	07/Aug/2019	06/Aug/2020
Bilog Antenna & 5dB Attenuator	TESEQ & MTJ	CBL6111D & MTJ6102-05	35418 / 3	30MHz~1GHz	11/Oct/2019	10/Oct/2020
Double Ridged Guide Horn Antenna	SCHWARZBECK	BBHA 9120 D	BBHA9120 D 1534	1GHz~18GHz	22/May/2019	21/May/2020
Broadband Horn Antenna	SCHWARZBECK	BBHA 9170	BBHA9170614	18GHz~40GHz	22/May/2019	21/May/2020
Preamplifier	MITEQ	TTA1840-35-HG	1864481	18GHz ~ 40GHz	05/Aug/2019	04/Aug/2020
LF-CABLE-2019 0218	Jye Bao	RG142	CB028	9kHz ~ 1GHz	18/Feb/2019	17/Feb/2020
RF Cable-high	HUBER+SUHNER	SUCOFLEX104	SN 556626/4 + 556627	1GHz ~ 40GHz	13/Mar/2019	12/Mar/2020

Summary

Mode	Max-N dB (Hz)	Max-OBW (Hz)	ITU-Code	Min-N dB (Hz)	Min-OBW (Hz)
5.25-5.35GHz	-	-	-	-	-
802.11a_Nss1,(6Mbps)_1TX	41.16M	18.681M	18M7D1D	39.3M	18.261M
802.11n HT20_Nss1,(MCS0)_1TX	42.9M	18.741M	18M7D1D	41.4M	18.111M
802.11n HT40_Nss1,(MCS0)_1TX	81.84M	36.582M	36M6D1D	63.48M	36.042M
5.47-5.725GHz	-	-	-	-	-
802.11a_Nss1,(6Mbps)_1TX	41.43M	18.651M	18M7D1D	18.81M	16.372M
802.11n HT20_Nss1,(MCS0)_1TX	40.77M	18.501M	18M5D1D	19.14M	17.541M
802.11n HT40_Nss1,(MCS0)_1TX	79.56M	36.822M	36M8D1D	68.88M	36.102M

Max-N dB = Maximum 6dB down bandwidth for 5.725-5.85GHz band / Maximum 26dB down bandwidth for other band;

Max-OBW = Maximum 99% occupied bandwidth;

Min-N dB = Minimum 6dB down bandwidth for 5.725-5.85GHz band / Maximum 26dB down bandwidth for other band;

Min-OBW = Minimum 99% occupied bandwidth;

Result

Mode	Result	Limit (Hz)	Port 1-N dB (Hz)	Port 1-OBW (Hz)
802.11a_Nss1,(6Mbps)_1TX	-	-	-	-
5260MHz	Pass	Inf	40.68M	18.381M
5300MHz	Pass	Inf	41.16M	18.261M
5320MHz	Pass	Inf	39.3M	18.681M
5500MHz	Pass	Inf	30.24M	16.552M
5580MHz	Pass	Inf	41.43M	18.651M
5700MHz	Pass	Inf	18.81M	16.372M
802.11n HT20_Nss1,(MCS0)_1TX	-	-	-	-
5260MHz	Pass	Inf	42.9M	18.741M
5300MHz	Pass	Inf	41.43M	18.321M
5320MHz	Pass	Inf	41.4M	18.111M
5500MHz	Pass	Inf	35.88M	17.661M
5580MHz	Pass	Inf	40.77M	18.501M
5700MHz	Pass	Inf	19.14M	17.541M
802.11n HT40_Nss1,(MCS0)_1TX	-	-	-	-
5270MHz	Pass	Inf	81.84M	36.582M
5310MHz	Pass	Inf	63.48M	36.042M
5510MHz	Pass	Inf	71.04M	36.162M
5550MHz	Pass	Inf	79.56M	36.822M
5670MHz	Pass	Inf	68.88M	36.102M

Port X-N dB = Port X 6dB down bandwidth for 5.725-5.85GHz band / 26dB down bandwidth for other band

Port X-OBW = Port X 99% occupied bandwidth;

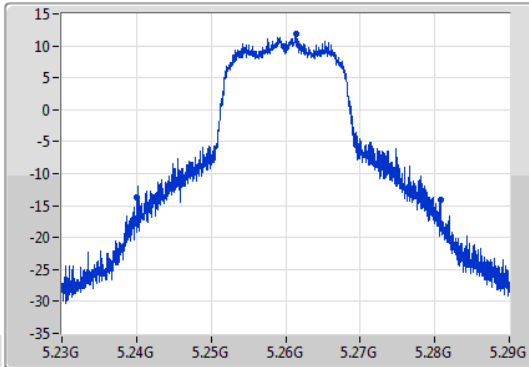
802.11a_Nss1,(6Mbps)_1TX

EBW

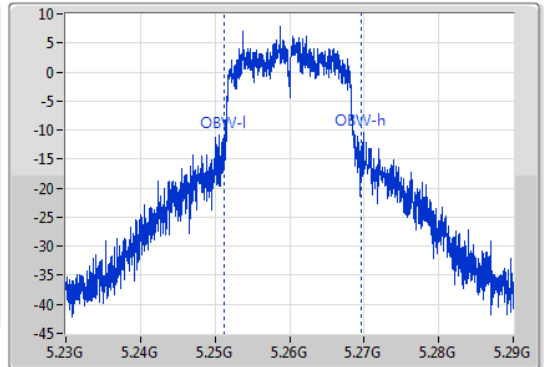
5260MHz

01/11/2019

CF
5.26GHz
Span
60MHz
RBW
500kHz
VBW
2MHz
Sweep Time
100ms
Detector Type
Peak
Port1



CF
5.26GHz
Span
60MHz
RBW
200kHz
VBW
1MHz
Sweep Time
100ms
Detector Type
Sample



26dB(Hz)	Fl-26dB(Hz)	Fh-26dB(Hz)	OBW(Hz)	Fl-OBW(Hz)	Fh-OBW(Hz)	Limit(Hz)	Port
40.68M	5.24011G	5.28079G	18.381M	5.251274G	5.269655G	Inf	1

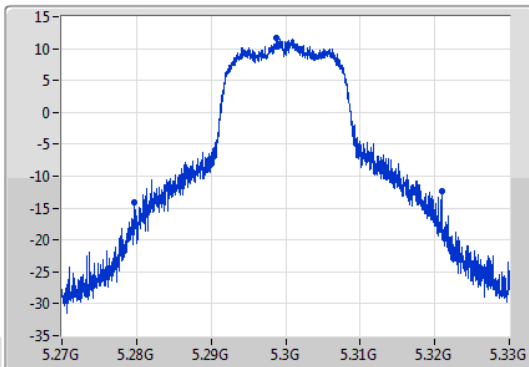
802.11a_Nss1,(6Mbps)_1TX

EBW

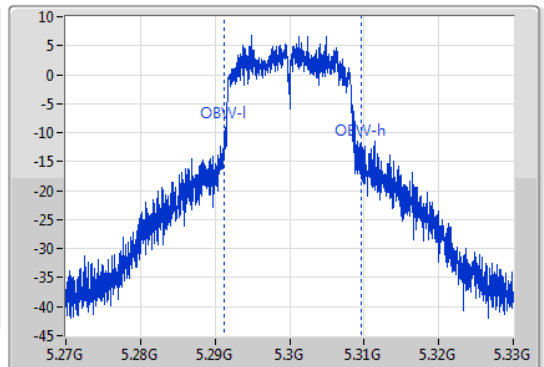
5300MHz

01/11/2019

CF
5.3GHz
Span
60MHz
RBW
500kHz
VBW
2MHz
Sweep Time
100ms
Detector Type
Peak
Port1



CF
5.3GHz
Span
60MHz
RBW
200kHz
VBW
1MHz
Sweep Time
100ms
Detector Type
Sample



26dB(Hz)	Fl-26dB(Hz)	Fh-26dB(Hz)	OBW(Hz)	Fl-OBW(Hz)	Fh-OBW(Hz)	Limit(Hz)	Port
41.16M	5.27975G	5.32091G	18.261M	5.291274G	5.309535G	Inf	1

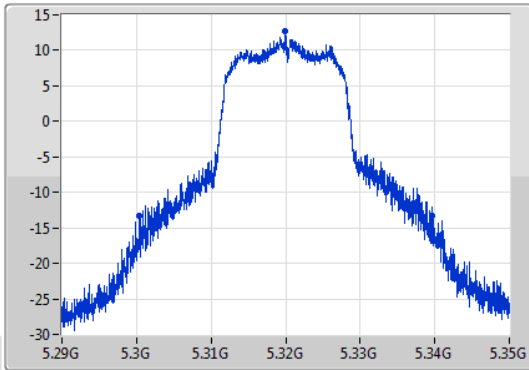
802.11a_Nss1,(6Mbps)_1TX

EBW

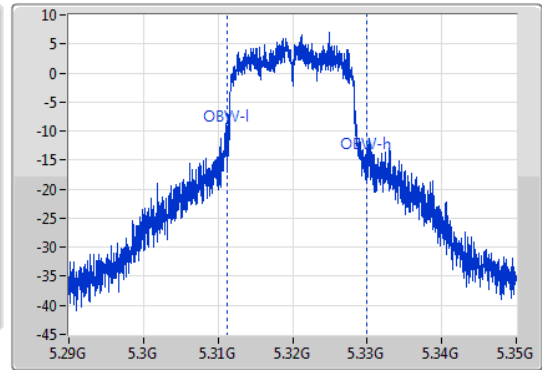
5320MHz

01/11/2019

CF
5.32GHz
Span
60MHz
RBW
500kHz
VBW
2MHz
Sweep Time
100ms
Detector Type
Peak
Port 1



CF
5.32GHz
Span
60MHz
RBW
200kHz
VBW
1MHz
Sweep Time
100ms
Detector Type
Sample



26dB(Hz)	Fl-26dB(Hz)	Fh-26dB(Hz)	OBW(Hz)	Fl-OBW(Hz)	Fh-OBW(Hz)	Limit(Hz)	Port
39.3M	5.30041G	5.33971G	18.681M	5.31124G	5.329925G	Inf	1

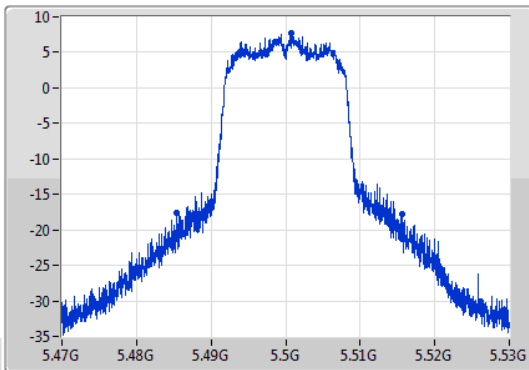
802.11a_Nss1,(6Mbps)_1TX

EBW

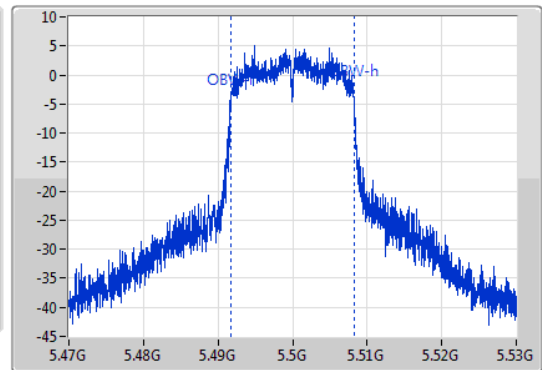
5500MHz

01/11/2019

CF
5.5GHz
Span
60MHz
RBW
300kHz
VBW
1MHz
Sweep Time
100ms
Detector Type
Peak
Port 1



CF
5.5GHz
Span
60MHz
RBW
200kHz
VBW
1MHz
Sweep Time
100ms
Detector Type
Sample



26dB(Hz)	Fl-26dB(Hz)	Fh-26dB(Hz)	OBW(Hz)	Fl-OBW(Hz)	Fh-OBW(Hz)	Limit(Hz)	Port
30.24M	5.48533G	5.51557G	16.552M	5.491694G	5.508246G	Inf	1

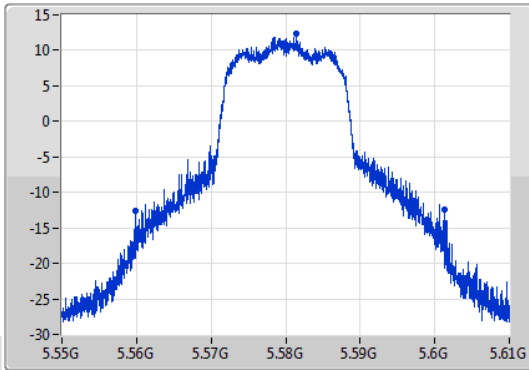
802.11a_Nss1,(6Mbps)_1TX

EBW

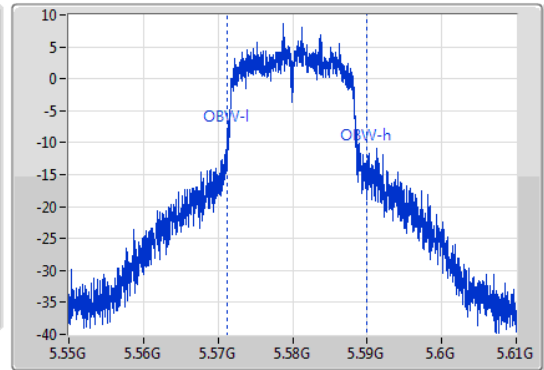
5580MHz

01/11/2019

CF
5.58GHz
Span
60MHz
RBW
500kHz
VBW
2MHz
Sweep Time
100ms
Detector Type
Peak



CF
5.58GHz
Span
60MHz
RBW
200kHz
VBW
1MHz
Sweep Time
100ms
Detector Type
Sample



26dB(Hz)	Fl-26dB(Hz)	Fh-26dB(Hz)	OBW(Hz)	Fl-OBW(Hz)	Fh-OBW(Hz)	Limit(Hz)	Port
41.43M	5.55984G	5.60127G	18.651M	5.571214G	5.589865G	Inf	1

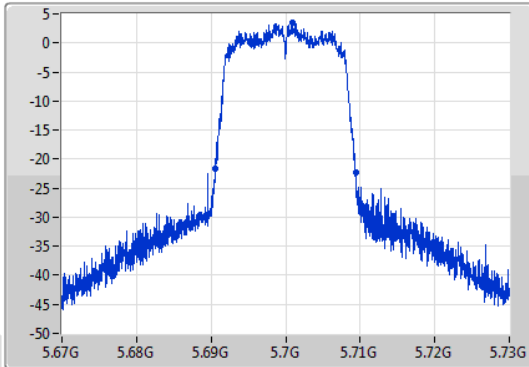
802.11a_Nss1,(6Mbps)_1TX

EBW

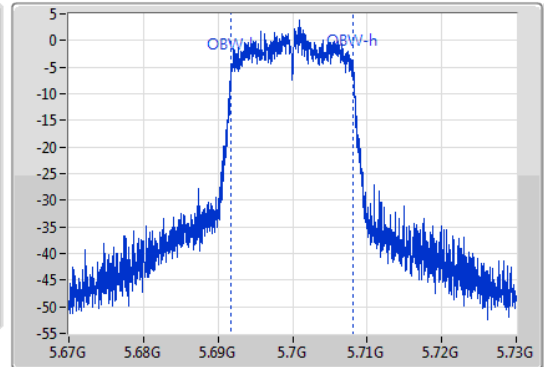
5700MHz

06/11/2019

CF
5.7GHz
Span
60MHz
RBW
200kHz
VBW
1MHz
Sweep Time
100ms
Detector Type
Peak



CF
5.7GHz
Span
60MHz
RBW
200kHz
VBW
1MHz
Sweep Time
100ms
Detector Type
Sample



26dB(Hz)	Fl-26dB(Hz)	Fh-26dB(Hz)	OBW(Hz)	Fl-OBW(Hz)	Fh-OBW(Hz)	Limit(Hz)	Port
18.81M	5.69055G	5.70936G	16.372M	5.691754G	5.708126G	Inf	1

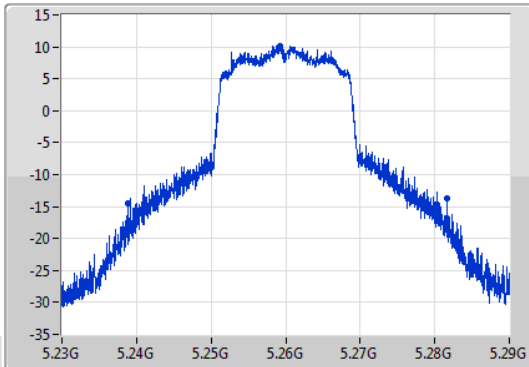
802.11n HT20_Nss1,(MCS0)_1TX

EBW

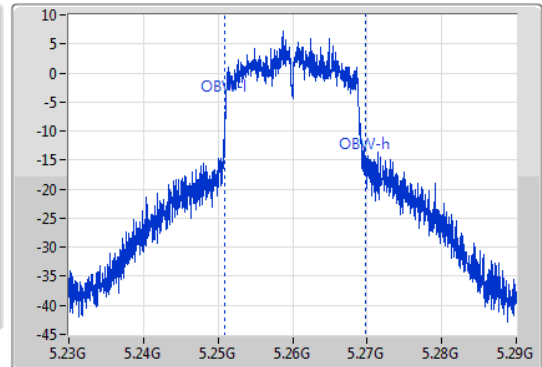
5260MHz

01/11/2019

CF: 5.26GHz
 Span: 60MHz
 RBW: 500kHz
 VBW: 2MHz
 Sweep Time: 100ms
 Detector Type: Peak
 Port 1



CF: 5.26GHz
 Span: 60MHz
 RBW: 200kHz
 VBW: 1MHz
 Sweep Time: 100ms
 Detector Type: Sample



26dB(Hz)	Fl-26dB(Hz)	Fh-26dB(Hz)	OBW(Hz)	Fl-OBW(Hz)	Fh-OBW(Hz)	Limit(Hz)	Port
42.9M	5.23879G	5.28169G	18.741M	5.250975G	5.269715G	Inf	1

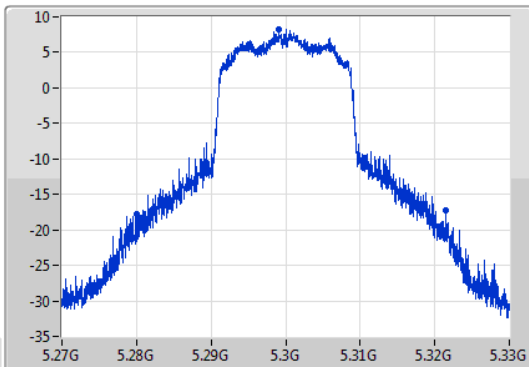
802.11n HT20_Nss1,(MCS0)_1TX

EBW

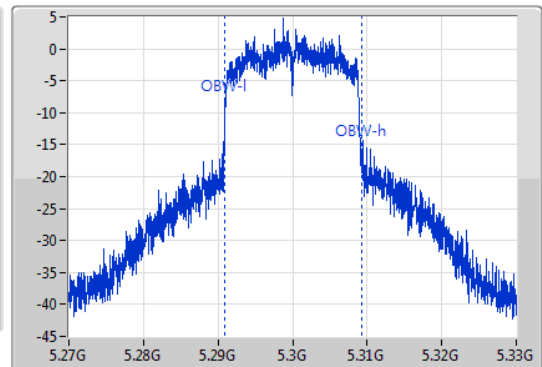
5300MHz

01/11/2019

CF: 5.3GHz
 Span: 60MHz
 RBW: 500kHz
 VBW: 2MHz
 Sweep Time: 100ms
 Detector Type: Peak
 Port 1



CF: 5.3GHz
 Span: 60MHz
 RBW: 200kHz
 VBW: 1MHz
 Sweep Time: 100ms
 Detector Type: Sample



26dB(Hz)	Fl-26dB(Hz)	Fh-26dB(Hz)	OBW(Hz)	Fl-OBW(Hz)	Fh-OBW(Hz)	Limit(Hz)	Port
41.43M	5.28011G	5.32154G	18.321M	5.290975G	5.309295G	Inf	1

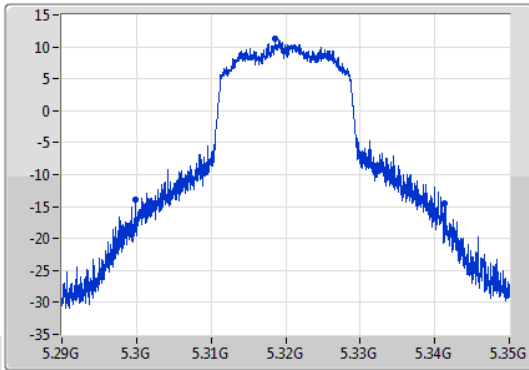
802.11n HT20_Nss1,(MCS0)_1TX

EBW

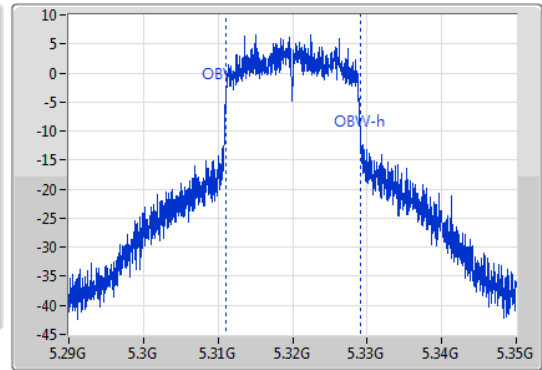
5320MHz

01/11/2019

CF
5.32GHz
Span
60MHz
RBW
500kHz
VBW
2MHz
Sweep Time
100ms
Detector Type
Peak
Port 1



CF
5.32GHz
Span
60MHz
RBW
200kHz
VBW
1MHz
Sweep Time
100ms
Detector Type
Sample



26dB(Hz)	Fl-26dB(Hz)	Fh-26dB(Hz)	OBW(Hz)	Fl-OBW(Hz)	Fh-OBW(Hz)	Limit(Hz)	Port
41.4M	5.2999G	5.3413G	18.111M	5.311034G	5.329145G	Inf	1

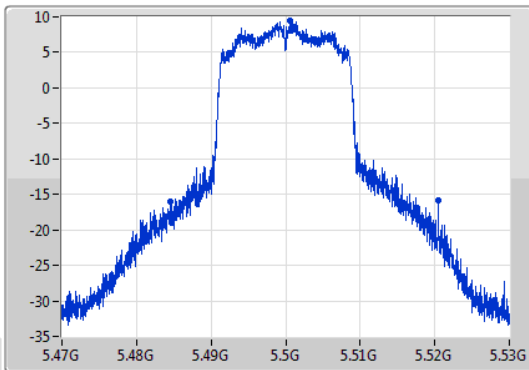
802.11n HT20_Nss1,(MCS0)_1TX

EBW

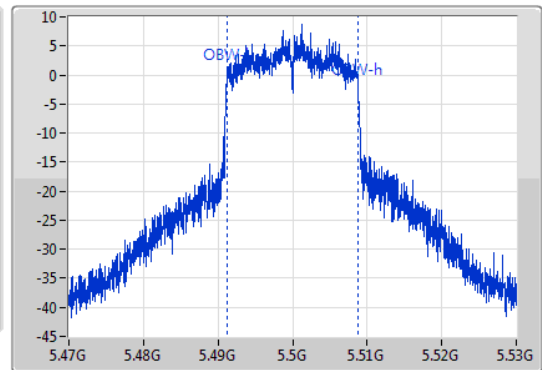
5500MHz

01/11/2019

CF
5.5GHz
Span
60MHz
RBW
300kHz
VBW
1MHz
Sweep Time
100ms
Detector Type
Peak
Port 1



CF
5.5GHz
Span
60MHz
RBW
200kHz
VBW
1MHz
Sweep Time
100ms
Detector Type
Sample



26dB(Hz)	Fl-26dB(Hz)	Fh-26dB(Hz)	OBW(Hz)	Fl-OBW(Hz)	Fh-OBW(Hz)	Limit(Hz)	Port
35.88M	5.48458G	5.52046G	17.661M	5.491154G	5.508816G	Inf	1

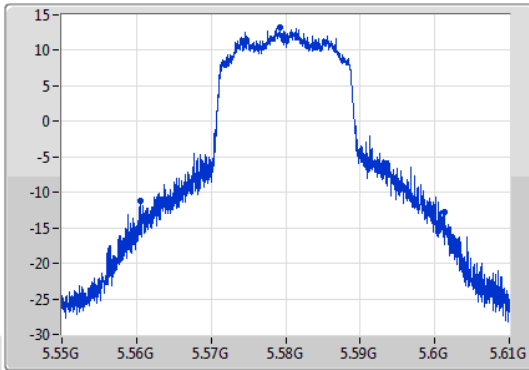
802.11n HT20_Nss1,(MCS0)_1TX

EBW

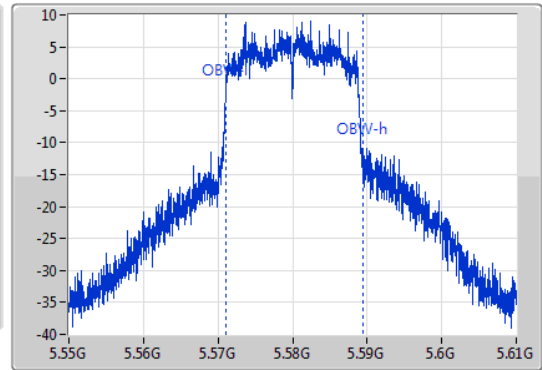
5580MHz

01/11/2019

CF
5.58GHz
Span
60MHz
RBW
500kHz
VBW
2MHz
Sweep Time
100ms
Detector Type
Peak
Port 1



CF
5.58GHz
Span
60MHz
RBW
200kHz
VBW
1MHz
Sweep Time
100ms
Detector Type
Sample



26dB(Hz)	Fl-26dB(Hz)	Fh-26dB(Hz)	OBW(Hz)	Fl-OBW(Hz)	Fh-OBW(Hz)	Limit(Hz)	Port
40.77M	5.56047G	5.60124G	18.501M	5.571004G	5.589505G	Inf	1

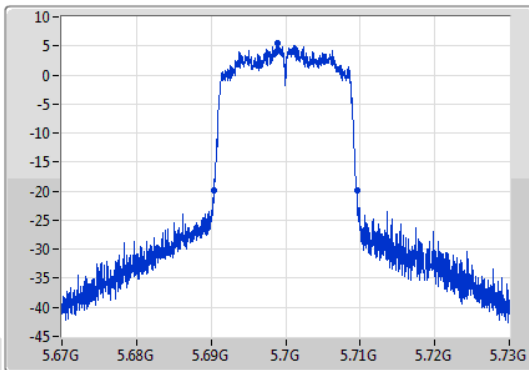
802.11n HT20_Nss1,(MCS0)_1TX

EBW

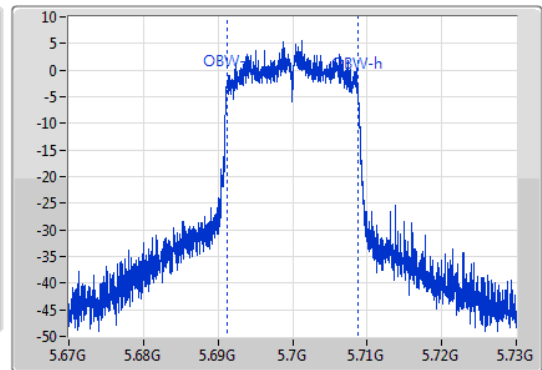
5700MHz

01/11/2019

CF
5.7GHz
Span
60MHz
RBW
200kHz
VBW
1MHz
Sweep Time
100ms
Detector Type
Peak
Port 1



CF
5.7GHz
Span
60MHz
RBW
200kHz
VBW
1MHz
Sweep Time
100ms
Detector Type
Sample



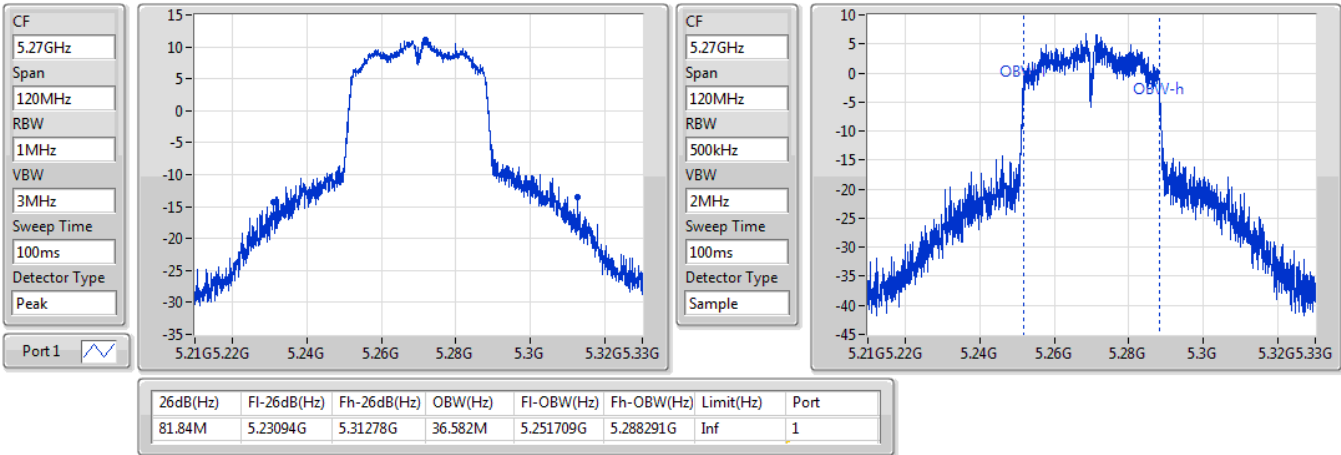
26dB(Hz)	Fl-26dB(Hz)	Fh-26dB(Hz)	OBW(Hz)	Fl-OBW(Hz)	Fh-OBW(Hz)	Limit(Hz)	Port
19.14M	5.6904G	5.70954G	17.541M	5.691184G	5.708726G	Inf	1

802.11n HT40_Nss1,(MCS0)_1TX

EBW

5270MHz

01/11/2019

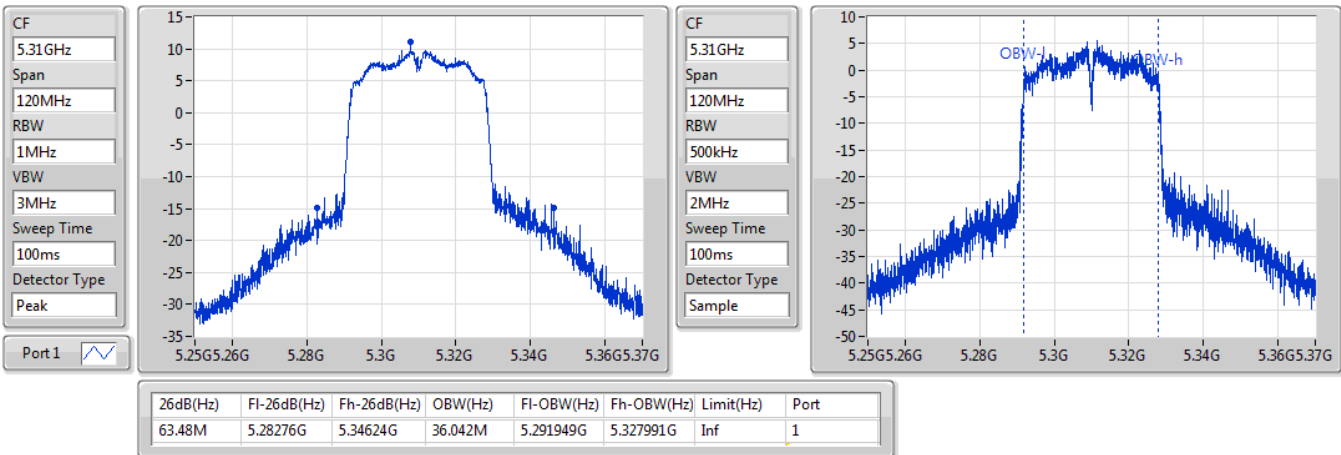


802.11n HT40_Nss1,(MCS0)_1TX

EBW

5310MHz

01/11/2019

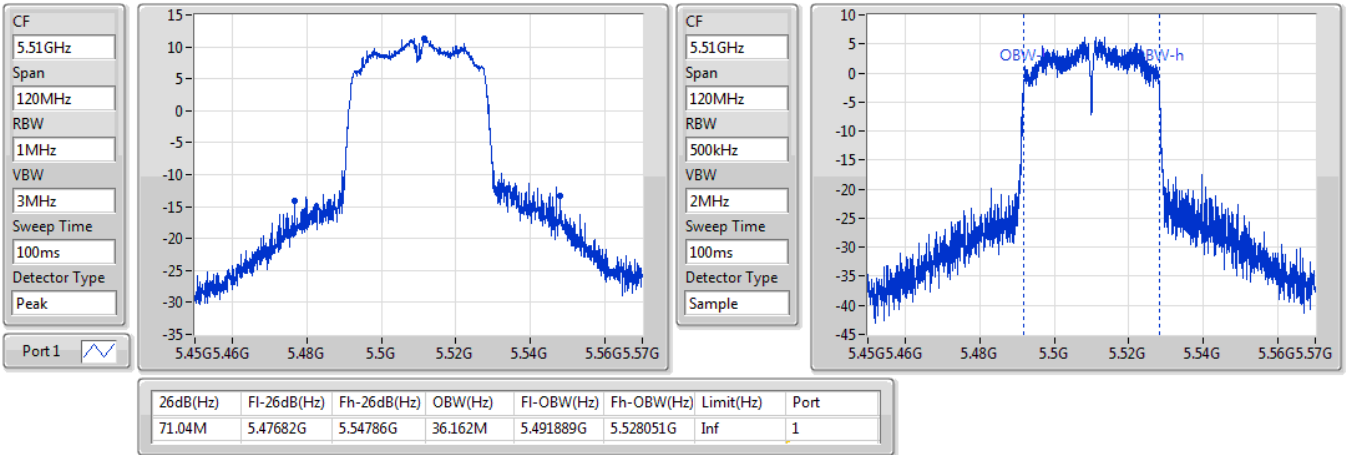


802.11n HT40_Nss1,(MCS0)_1TX

EBW

5510MHz

01/11/2019

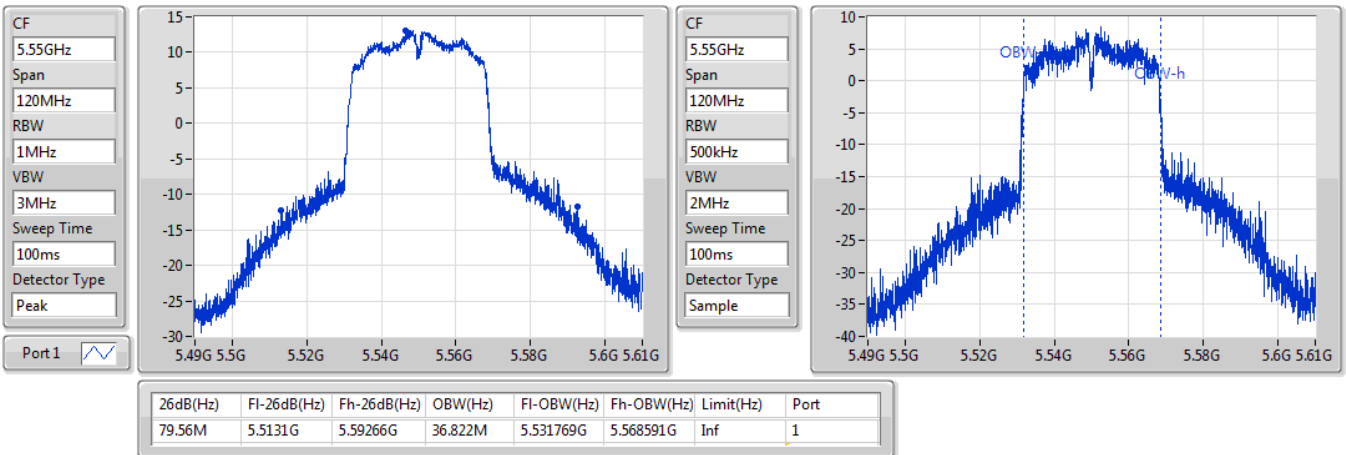


802.11n HT40_Nss1,(MCS0)_1TX

EBW

5550MHz

01/11/2019

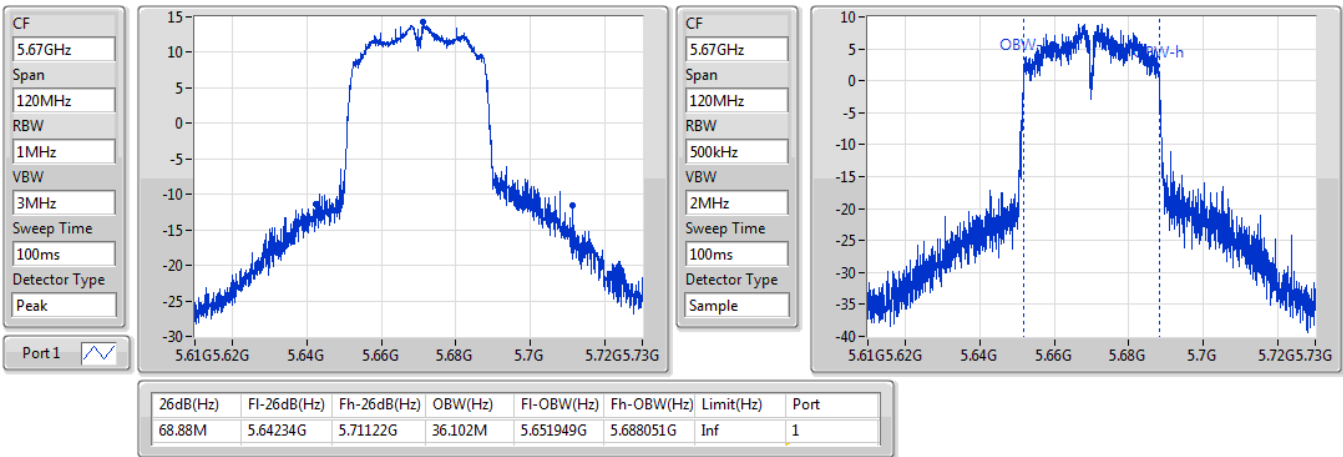


802.11n HT40_Nss1,(MCS0)_1TX

EBW

5670MHz

01/11/2019





Summary

Mode	Total Power (dBm)	Total Power (W)	EIRP (dBm)	EIRP (W)
5.25-5.35GHz	-	-	-	-
802.11a_Nss1,(6Mbps)_1TX	17.31	0.05383	19.76	0.09462
802.11n HT20_Nss1,(MCS0)_1TX	16.63	0.04603	19.08	0.08091
802.11n HT40_Nss1,(MCS0)_1TX	16.11	0.04083	19.04	0.08017
5.47-5.725GHz	-	-	-	-
802.11a_Nss1,(6Mbps)_1TX	17.33	0.05408	20.12	0.10280
802.11n HT20_Nss1,(MCS0)_1TX	19.12	0.08166	21.91	0.15524
802.11n HT40_Nss1,(MCS0)_1TX	18.93	0.07816	21.45	0.13964



Result

Mode	Result	DG (dBi)	Port 1 (dBm)	Total Power (dBm)	Power Limit (dBm)	EIRP (dBm)	EIRP Limit (dBm)
802.11a_Nss1,(6Mbps)_1TX	-	-	-	-	-	-	-
5260MHz	Pass	2.93	16.54	16.54	23.98	19.47	26.99
5300MHz	Pass	2.45	17.31	17.31	23.98	19.76	26.99
5320MHz	Pass	2.45	17.08	17.08	23.98	19.53	26.99
5500MHz	Pass	2.75	15.62	15.62	23.98	18.37	26.99
5580MHz	Pass	2.79	17.33	17.33	23.98	20.12	26.99
5700MHz	Pass	2.52	14.27	14.27	23.74	16.79	26.99
802.11n HT20_Nss1,(MCS0)_1TX	-	-	-	-	-	-	-
5260MHz	Pass	2.93	16.11	16.11	23.98	19.04	26.99
5300MHz	Pass	2.45	15.44	15.44	23.98	17.89	26.99
5320MHz	Pass	2.45	16.63	16.63	23.98	19.08	26.99
5500MHz	Pass	2.75	17.68	17.68	23.98	20.43	26.99
5580MHz	Pass	2.79	19.12	19.12	23.98	21.91	26.99
5700MHz	Pass	2.52	15.26	15.26	23.82	17.78	26.99
802.11n HT40_Nss1,(MCS0)_1TX	-	-	-	-	-	-	-
5270MHz	Pass	2.93	16.11	16.11	23.98	19.04	26.99
5310MHz	Pass	2.45	14.99	14.99	23.98	17.44	26.99
5510MHz	Pass	2.75	16.43	16.43	23.98	19.18	26.99
5550MHz	Pass	2.79	18.20	18.20	23.98	20.99	26.99
5670MHz	Pass	2.52	18.93	18.93	23.98	21.45	26.99

DG = Directional Gain; **Port X** = Port X output power



Summary

Mode	PD (dBm/RBW)	EIRP PD (dBm/RBW)
5.25-5.35GHz	-	-
802.11a_Nss1,(6Mbps)_1TX	5.18	7.84
802.11n HT20_Nss1,(MCS0)_1TX	4.57	7.02
802.11n HT40_Nss1,(MCS0)_1TX	1.19	4.12
5.47-5.725GHz	-	-
802.11a_Nss1,(6Mbps)_1TX	5.33	8.12
802.11n HT20_Nss1,(MCS0)_1TX	6.91	9.70
802.11n HT40_Nss1,(MCS0)_1TX	4.19	6.71

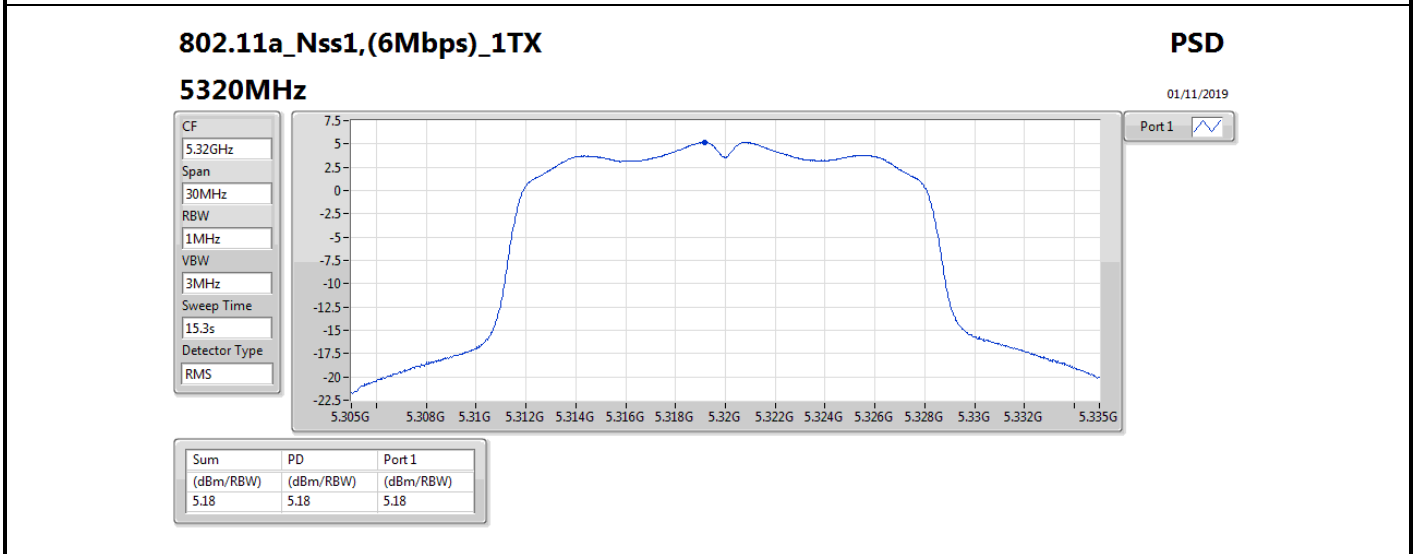
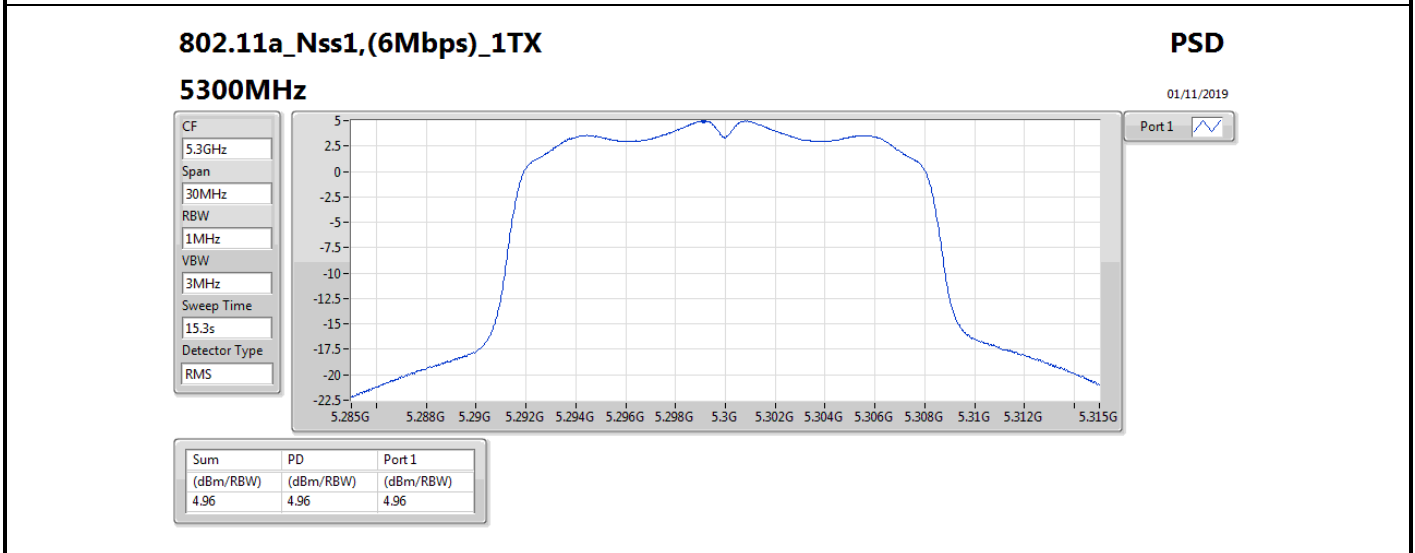
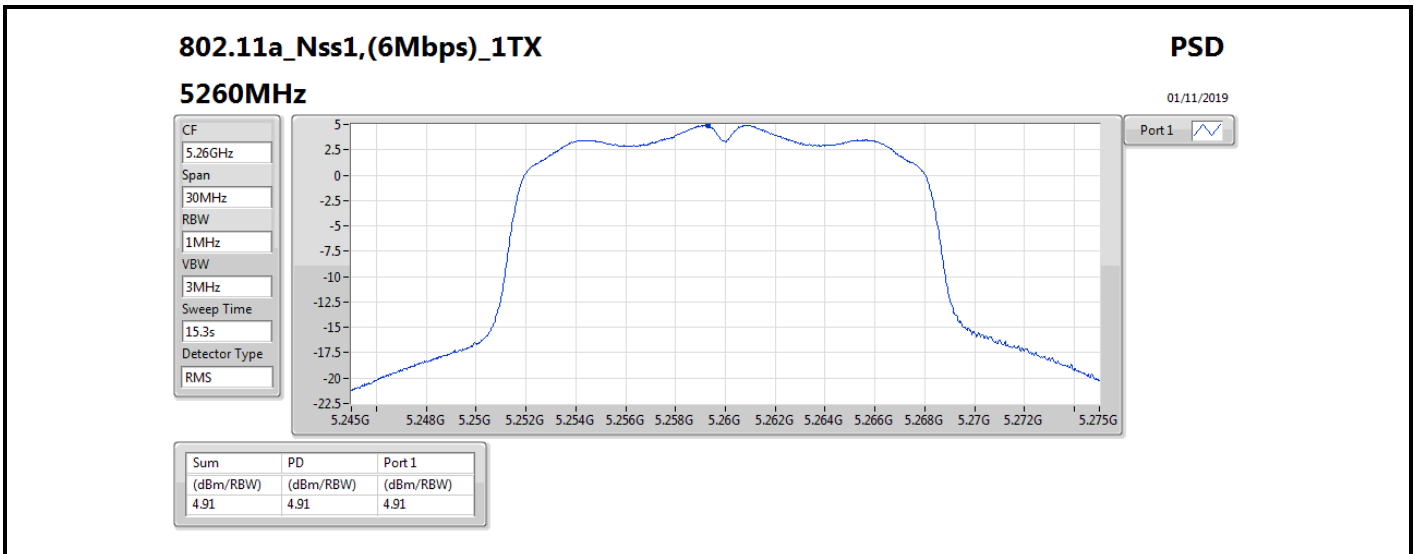
RBW = 500 kHz for 5.725-5.85GHz band / 1MHz for other band;

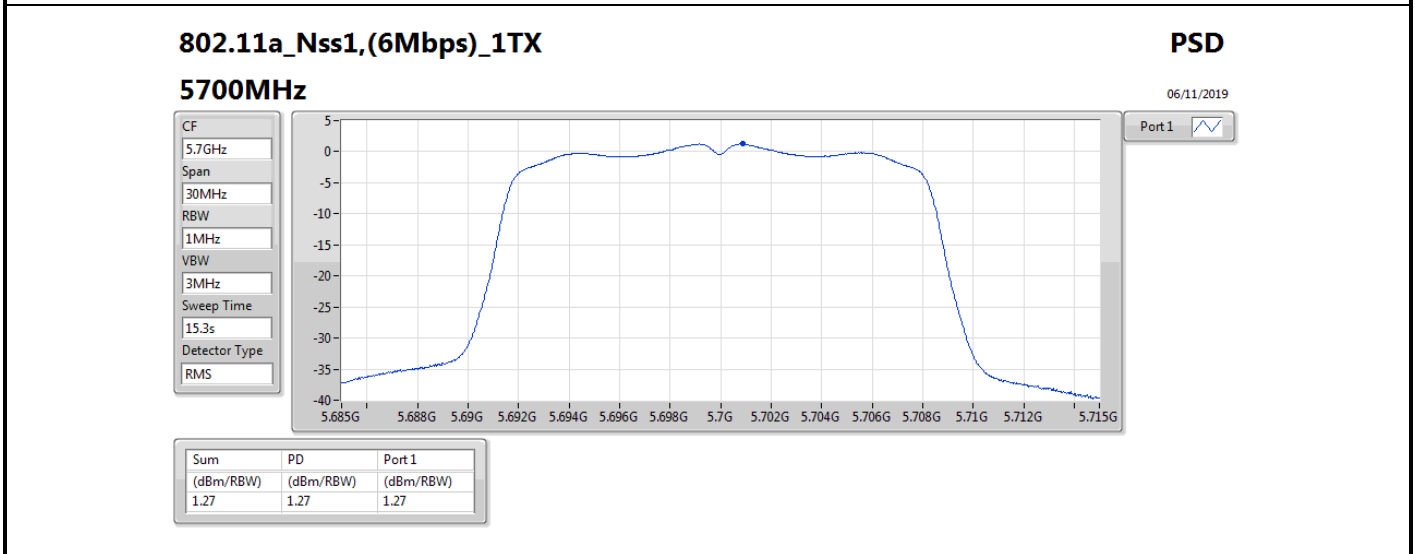
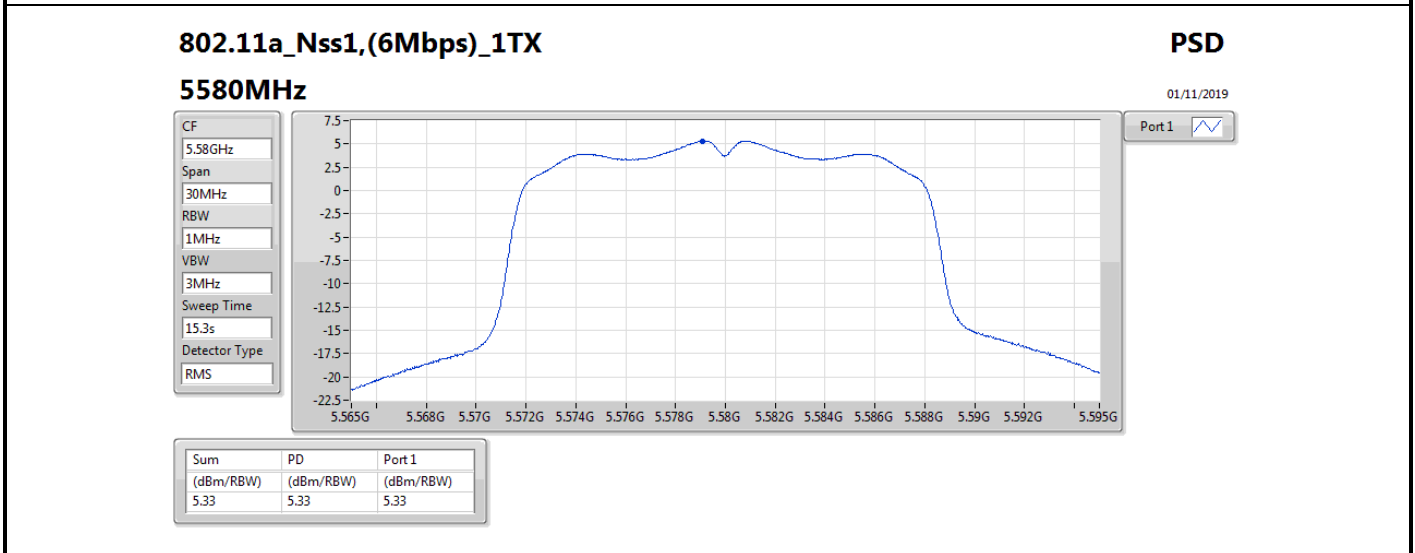
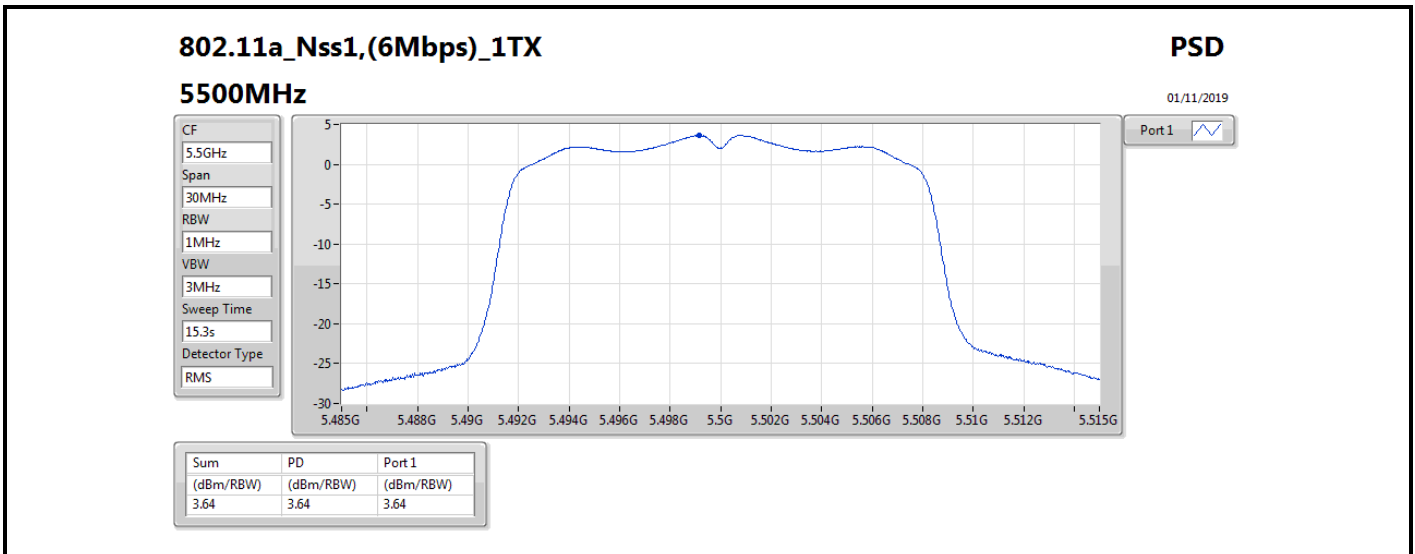
Result

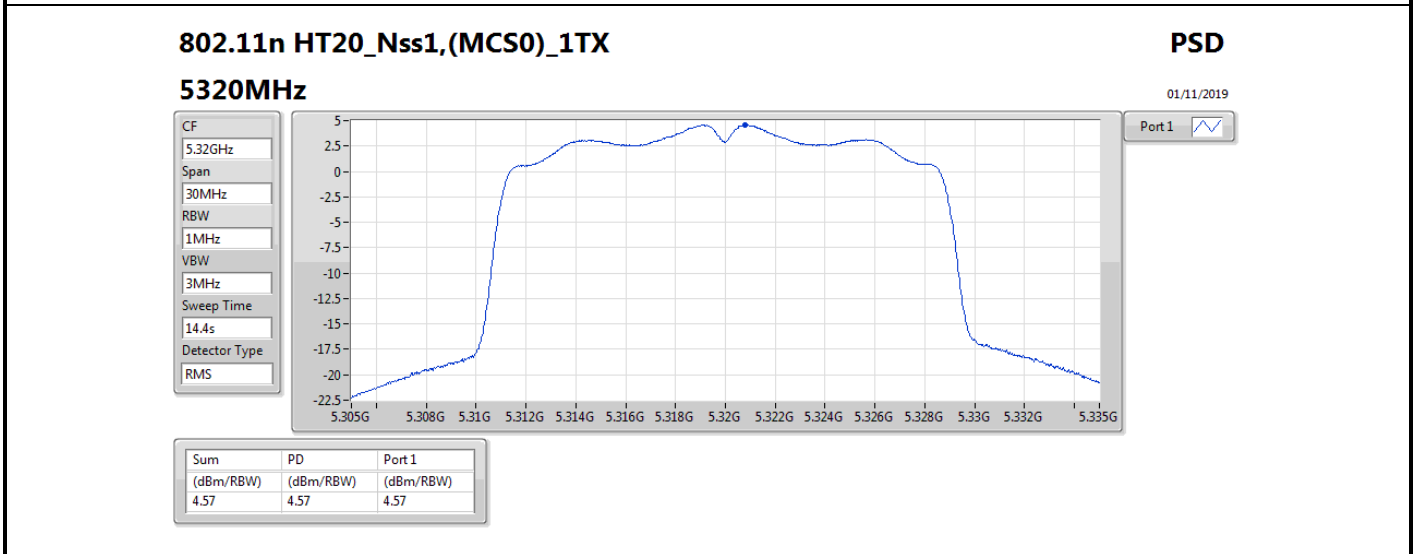
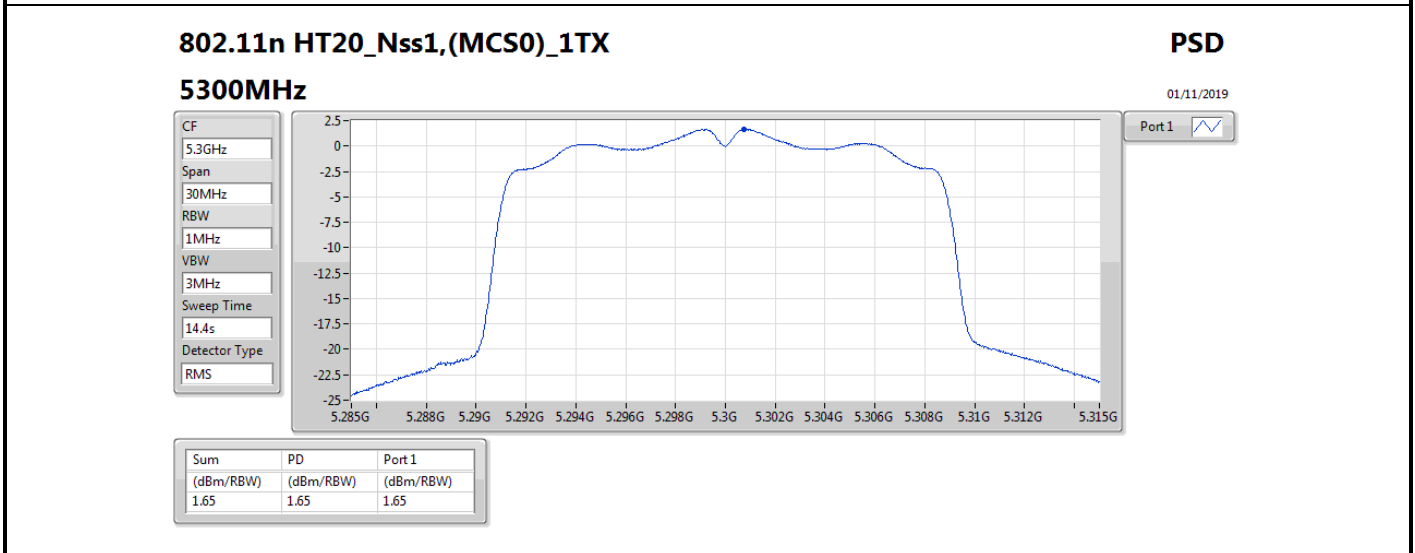
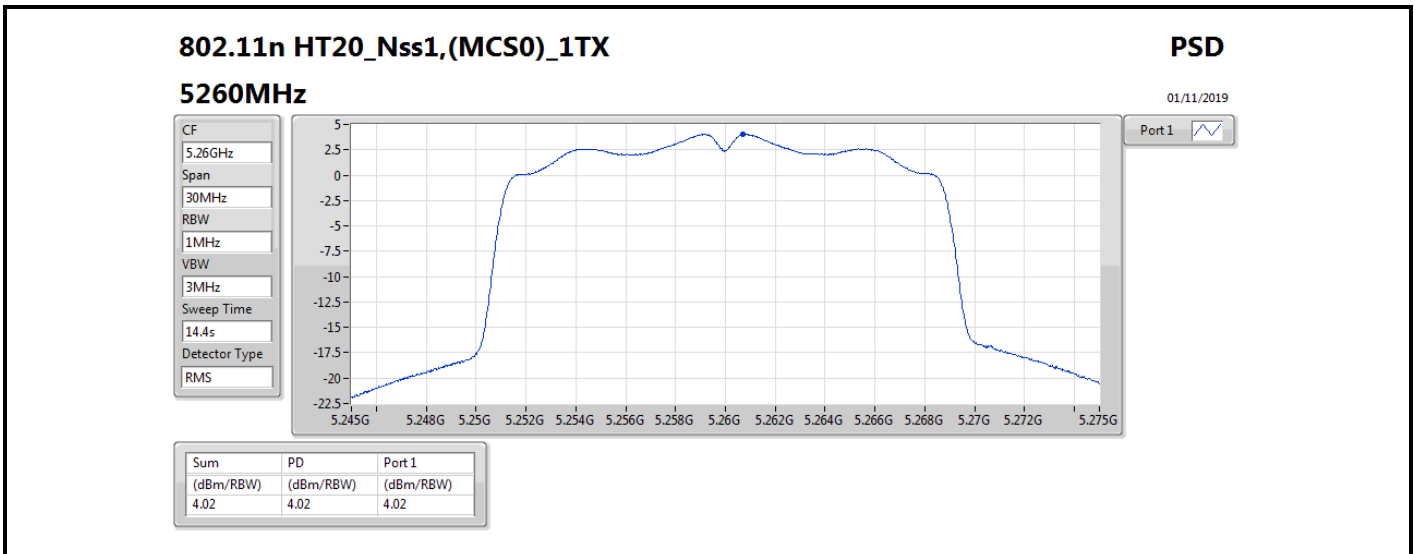
Mode	Result	DG (dBi)	Port 1 (dBm/RBW)	PD (dBm/RBW)	PD Limit (dBm/RBW)	EIRP PD (dBm/RBW)	EIRP PD Limit (dBm/RBW)
802.11a_Nss1,(6Mbps)_1TX	-	-	-	-	-	-	-
5260MHz	Pass	2.93	4.91	4.91	11.00	7.84	17.00
5300MHz	Pass	2.45	4.96	4.96	11.00	7.41	17.00
5320MHz	Pass	2.45	5.18	5.18	11.00	7.63	17.00
5500MHz	Pass	2.75	3.64	3.64	11.00	6.39	17.00
5580MHz	Pass	2.79	5.33	5.33	11.00	8.12	17.00
5700MHz	Pass	2.52	1.27	1.27	11.00	3.79	17.00
802.11n HT20_Nss1,(MCS0)_1TX	-	-	-	-	-	-	-
5260MHz	Pass	2.93	4.02	4.02	11.00	6.95	17.00
5300MHz	Pass	2.45	1.65	1.65	11.00	4.10	17.00
5320MHz	Pass	2.45	4.57	4.57	11.00	7.02	17.00
5500MHz	Pass	2.75	5.45	5.45	11.00	8.20	17.00
5580MHz	Pass	2.79	6.91	6.91	11.00	9.70	17.00
5700MHz	Pass	2.52	3.13	3.13	11.00	5.65	17.00
802.11n HT40_Nss1,(MCS0)_1TX	-	-	-	-	-	-	-
5270MHz	Pass	2.93	1.19	1.19	11.00	4.12	17.00
5310MHz	Pass	2.45	0.09	0.09	11.00	2.54	17.00
5510MHz	Pass	2.75	1.49	1.49	11.00	4.24	17.00
5550MHz	Pass	2.79	3.31	3.31	11.00	6.10	17.00
5670MHz	Pass	2.52	4.19	4.19	11.00	6.71	17.00

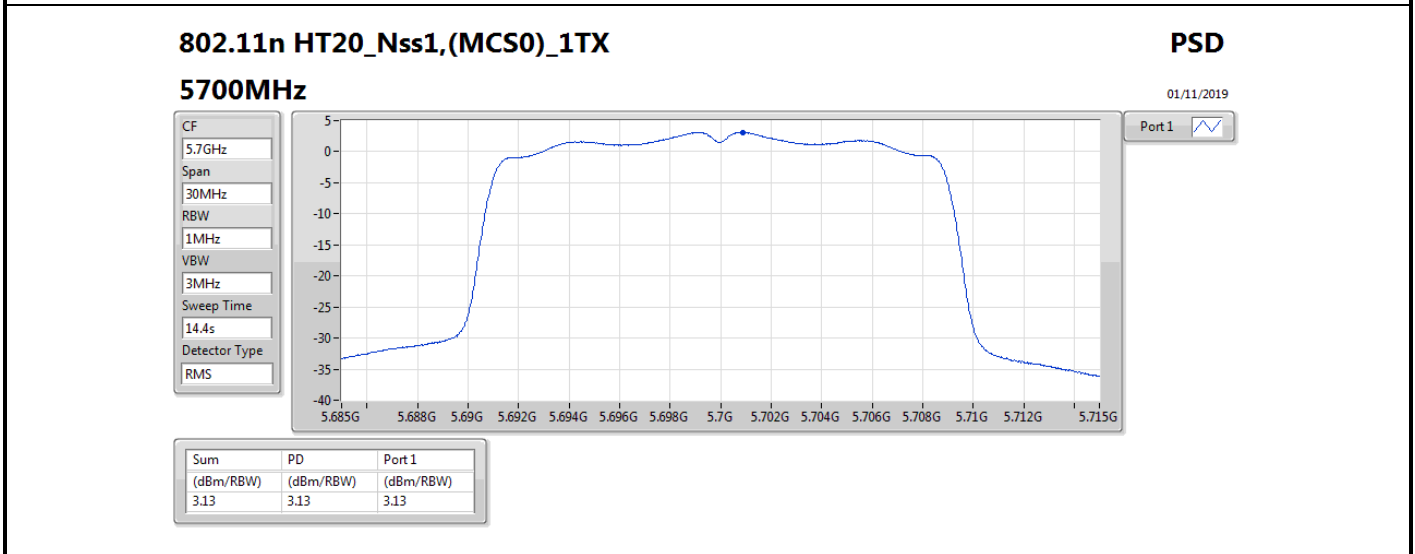
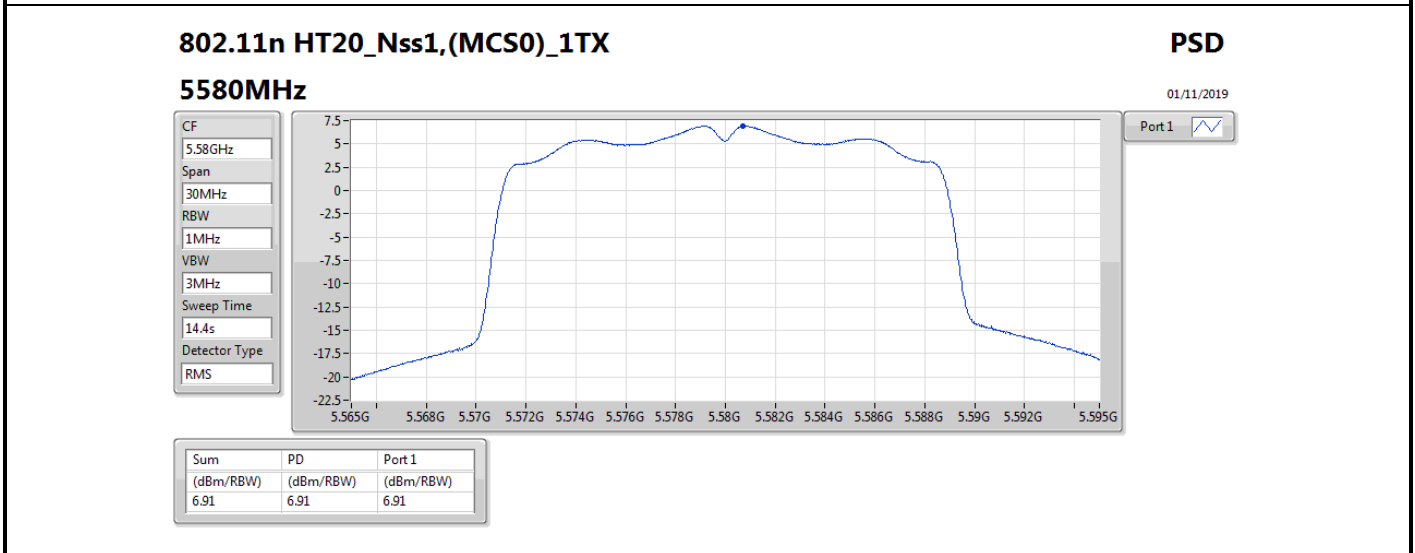
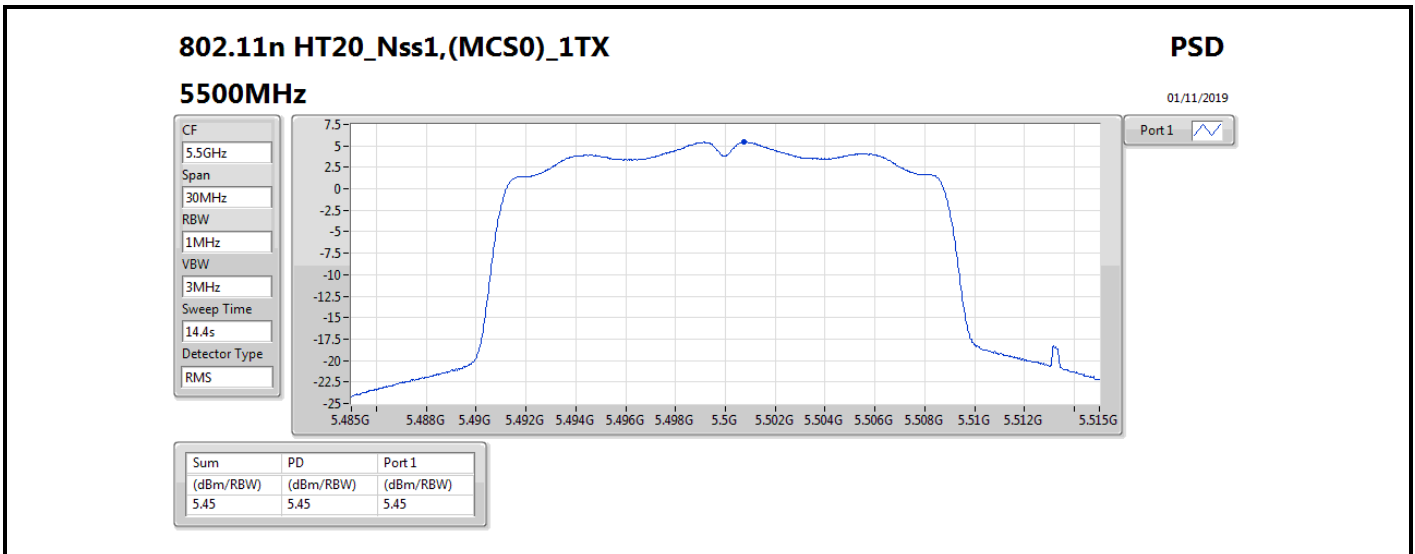
DG = Directional Gain; RBW = 500 kHz for 5.725-5.85GHz band / 1MHz for other band;

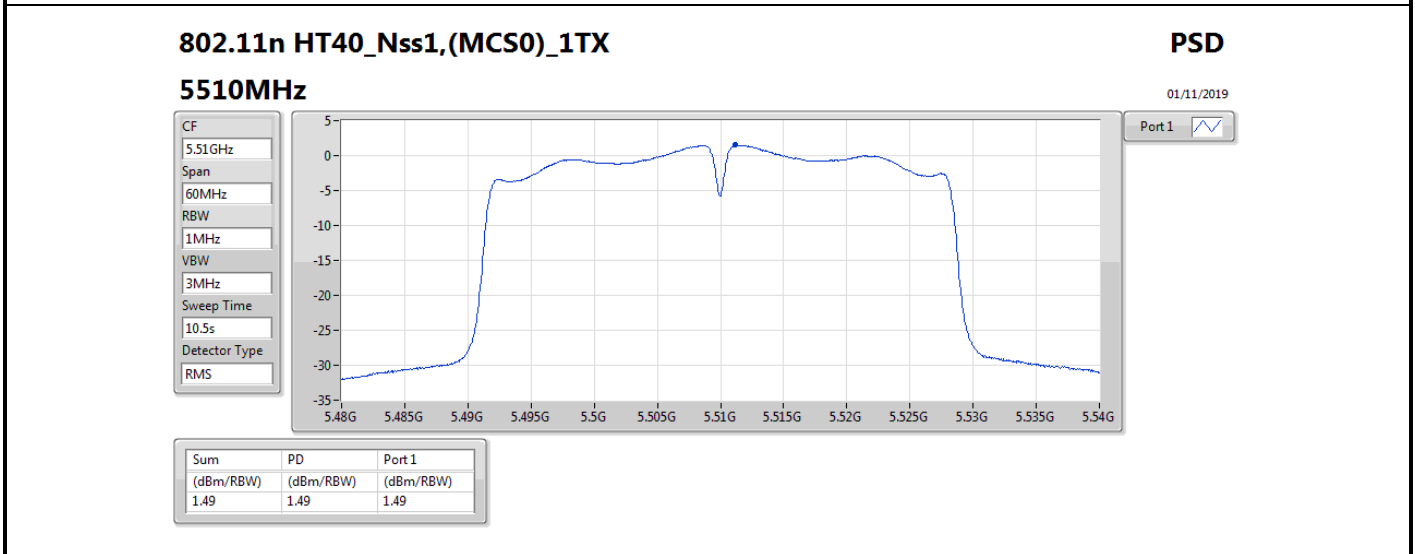
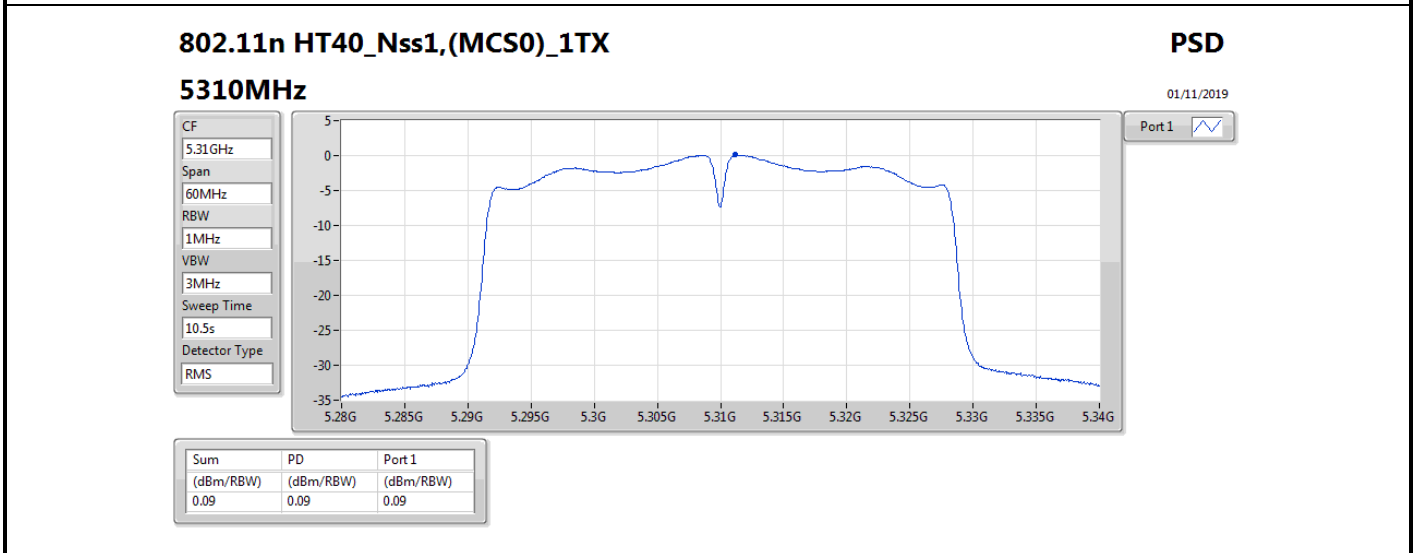
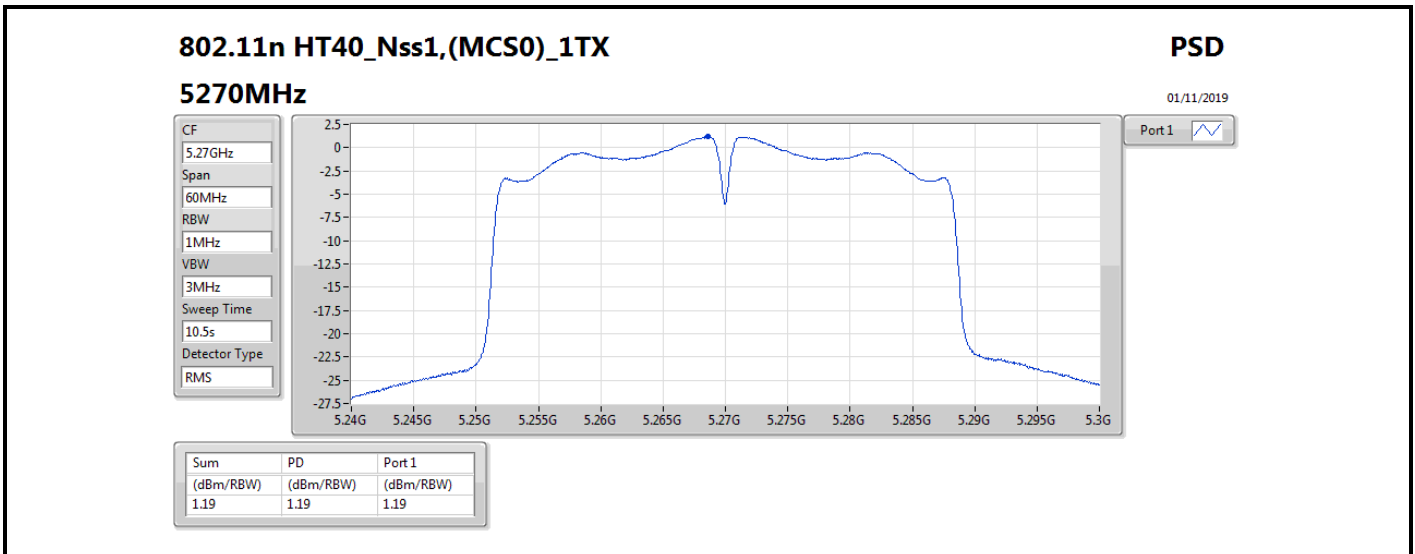
PD = trace bin-by-bin of each transmits port summing can be performed maximum power density; Port X = Port X power density;











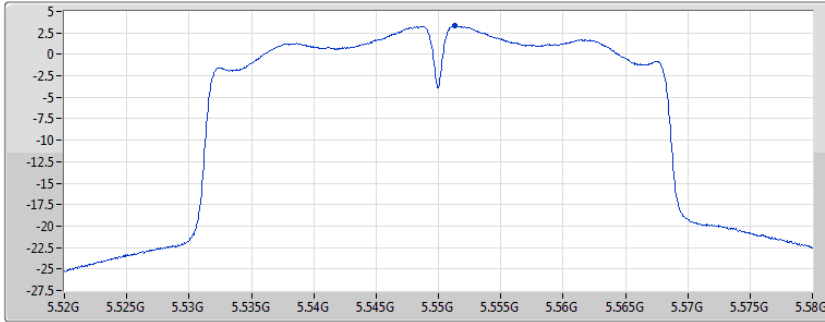
802.11n HT40_Nss1,(MCS0)_1TX


PSD

5550MHz

01/11/2019

CF
5.55GHz
Span
60MHz
RBW
1MHz
VBW
3MHz
Sweep Time
10.5s
Detector Type
RMS



Port 1 

Sum	PD	Port 1
(dBm/RBW)	(dBm/RBW)	(dBm/RBW)
3.31	3.31	3.31

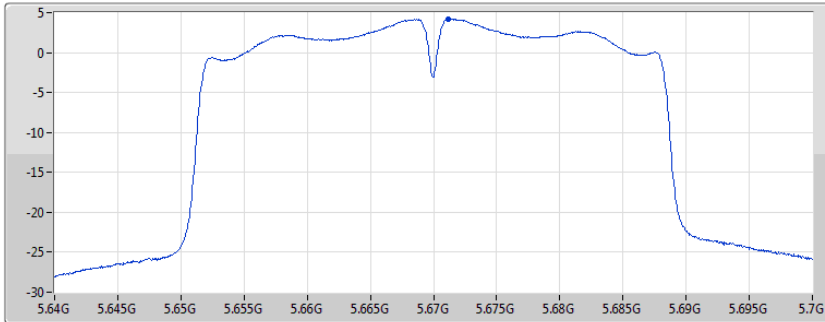
802.11n HT40_Nss1,(MCS0)_1TX


PSD

5670MHz

01/11/2019

CF
5.67GHz
Span
60MHz
RBW
1MHz
VBW
3MHz
Sweep Time
10.5s
Detector Type
RMS



Port 1 

Sum	PD	Port 1
(dBm/RBW)	(dBm/RBW)	(dBm/RBW)
4.19	4.19	4.19



Summary

Mode	Result	Type	Freq (Hz)	Level (dBuV/m)	Limit (dBuV/m)	Margin (dB)	Dist (m)	Condition	Azimuth (°)	Height (m)	Comments
5.25-5.35GHz	-	-	-	-	-	-	-	-	-	-	-
802.11a_Nss1,(6Mbps)_1TX	Pass	AV	5.3502G	53.83	54.00	-0.17	3	Horizontal	11	3.00	-
802.11n HT20_Nss1,(MCS0)_1TX	Pass	AV	5.3504G	53.64	54.00	-0.36	3	Horizontal	10	3.00	-
802.11n HT40_Nss1,(MCS0)_1TX	Pass	AV	5.3508G	53.87	54.00	-0.13	3	Horizontal	10	3.00	-
5.47-5.725GHz	-	-	-	-	-	-	-	-	-	-	-
802.11a_Nss1,(6Mbps)_1TX	Pass	PK	5.726G	68.08	68.20	-0.12	3	Horizontal	282	2.32	-
802.11n HT20_Nss1,(MCS0)_1TX	Pass	PK	5.463G	68.04	68.20	-0.16	3	Horizontal	6	2.84	-
802.11n HT40_Nss1,(MCS0)_1TX	Pass	PK	5.468G	67.91	68.20	-0.29	3	Horizontal	286	2.27	-



Result

Mode	Result	Type	Freq (Hz)	Level (dBuV/m)	Limit (dBuV/m)	Margin (dB)	Dist (m)	Condition	Azimuth (°)	Height (m)	Comments
802.11a_Nss1,(6Mbps)_1TX	-	-	-	-	-	-	-	-	-	-	-
5260MHz	Pass	AV	5.1448G	44.07	54.00	-9.93	3	Vertical	220	2.15	-
5260MHz	Pass	AV	5.2606G	94.17	Inf	-Inf	3	Vertical	220	2.15	-
5260MHz	Pass	AV	5.3518G	44.74	54.00	-9.26	3	Vertical	220	2.15	-
5260MHz	Pass	PK	5.1394G	55.86	74.00	-18.14	3	Vertical	220	2.15	-
5260MHz	Pass	PK	5.2612G	103.58	Inf	-Inf	3	Vertical	220	2.15	-
5260MHz	Pass	PK	5.3644G	56.22	74.00	-17.78	3	Vertical	220	2.15	-
5260MHz	Pass	AV	5.149G	43.94	54.00	-10.06	3	Horizontal	9	1.59	-
5260MHz	Pass	AV	5.2594G	94.61	Inf	-Inf	3	Horizontal	9	1.59	-
5260MHz	Pass	AV	5.3518G	44.45	54.00	-9.55	3	Horizontal	9	1.59	-
5260MHz	Pass	PK	5.1268G	56.05	74.00	-17.95	3	Horizontal	9	1.59	-
5260MHz	Pass	PK	5.2618G	104.02	Inf	-Inf	3	Horizontal	9	1.59	-
5260MHz	Pass	PK	5.3566G	57.21	74.00	-16.79	3	Horizontal	9	1.59	-
5260MHz	Pass	PK	10.52222G	55.09	68.20	-13.11	3	Vertical	197	2.32	-
5260MHz	Pass	PK	10.52432G	56.07	68.20	-12.13	3	Horizontal	340	1.34	-
5300MHz	Pass	AV	5.3008G	94.45	Inf	-Inf	3	Vertical	218	1.93	-
5300MHz	Pass	AV	5.3544G	47.98	54.00	-6.02	3	Vertical	218	1.93	-
5300MHz	Pass	PK	5.3G	103.96	Inf	-Inf	3	Vertical	218	1.93	-
5300MHz	Pass	PK	5.3512G	61.32	74.00	-12.68	3	Vertical	218	1.93	-
5300MHz	Pass	AV	5.2996G	94.78	Inf	-Inf	3	Horizontal	11	1.45	-
5300MHz	Pass	AV	5.3504G	49.10	54.00	-4.90	3	Horizontal	11	1.45	-
5300MHz	Pass	PK	5.3008G	104.53	Inf	-Inf	3	Horizontal	11	1.45	-
5300MHz	Pass	PK	5.3516G	63.30	74.00	-10.70	3	Horizontal	11	1.45	-
5300MHz	Pass	AV	10.60012G	43.02	54.00	-10.98	3	Vertical	50	2.24	-
5300MHz	Pass	PK	10.6033G	56.70	74.00	-17.30	3	Vertical	50	2.24	-
5300MHz	Pass	AV	10.60084G	44.90	54.00	-9.10	3	Horizontal	338	1.00	-
5300MHz	Pass	PK	10.6033G	57.90	74.00	-16.10	3	Horizontal	338	1.00	-
5320MHz	Pass	AV	5.3208G	95.08	Inf	-Inf	3	Vertical	220	2.22	-
5320MHz	Pass	AV	5.3502G	53.08	54.00	-0.92	3	Vertical	220	2.22	-
5320MHz	Pass	PK	5.3216G	104.24	Inf	-Inf	3	Vertical	220	2.22	-
5320MHz	Pass	PK	5.3518G	70.42	74.00	-3.58	3	Vertical	220	2.22	-
5320MHz	Pass	AV	5.3208G	96.10	Inf	-Inf	3	Horizontal	11	3.00	-
5320MHz	Pass	AV	5.3502G	53.83	54.00	-0.17	3	Horizontal	11	3.00	-
5320MHz	Pass	PK	5.3202G	106.39	Inf	-Inf	3	Horizontal	11	3.00	-
5320MHz	Pass	PK	5.353G	69.97	74.00	-4.03	3	Horizontal	11	3.00	-
5320MHz	Pass	AV	10.64216G	44.12	54.00	-9.88	3	Vertical	49	2.17	-
5320MHz	Pass	PK	10.64036G	57.01	74.00	-16.99	3	Vertical	49	2.17	-
5320MHz	Pass	AV	10.6403G	45.97	54.00	-8.03	3	Horizontal	337	1.00	-
5320MHz	Pass	PK	10.63868G	59.03	74.00	-14.97	3	Horizontal	337	1.00	-
5500MHz	Pass	AV	5.4544G	47.69	54.00	-6.31	3	Vertical	277	1.48	-
5500MHz	Pass	AV	5.501G	93.09	Inf	-Inf	3	Vertical	277	1.48	-
5500MHz	Pass	PK	5.4688G	64.31	68.20	-3.89	3	Vertical	277	1.48	-
5500MHz	Pass	PK	5.4986G	103.09	Inf	-Inf	3	Vertical	277	1.48	-
5500MHz	Pass	AV	5.46G	50.71	54.00	-3.29	3	Horizontal	10	2.44	-
5500MHz	Pass	AV	5.5008G	97.44	Inf	-Inf	3	Horizontal	10	2.44	-
5500MHz	Pass	PK	5.467G	67.97	68.20	-0.23	3	Horizontal	10	2.44	-
5500MHz	Pass	PK	5.501G	106.85	Inf	-Inf	3	Horizontal	10	2.44	-
5500MHz	Pass	AV	11.00006G	46.08	54.00	-7.92	3	Vertical	44	1.26	-

Remark :

Page No. : D2 of D74

Level (dBuV/m) = Raw(Read Level) + AF(Antenna Factor) + CL(Cable Loss) - PA(Preamp Factor)



Mode	Result	Type	Freq (Hz)	Level (dBuV/m)	Limit (dBuV/m)	Margin (dB)	Dist (m)	Condition	Azimuth (°)	Height (m)	Comments
5500MHz	Pass	PK	11.00192G	59.41	74.00	-14.59	3	Vertical	44	1.26	-
5500MHz	Pass	AV	10.99982G	47.47	54.00	-6.53	3	Horizontal	333	1.00	-
5500MHz	Pass	PK	11.00144G	61.09	74.00	-12.91	3	Horizontal	333	1.00	-
5580MHz	Pass	AV	5.4378G	43.85	54.00	-10.15	3	Vertical	252	1.00	-
5580MHz	Pass	AV	5.5806G	98.19	Inf	-Inf	3	Vertical	252	1.00	-
5580MHz	Pass	PK	5.4612G	56.33	68.20	-11.87	3	Vertical	252	1.00	-
5580MHz	Pass	PK	5.5806G	108.53	Inf	-Inf	3	Vertical	252	1.00	-
5580MHz	Pass	PK	5.7252G	56.59	68.20	-11.61	3	Vertical	252	1.00	-
5580MHz	Pass	AV	5.4306G	43.86	54.00	-10.14	3	Horizontal	286	2.35	-
5580MHz	Pass	AV	5.5812G	100.89	Inf	-Inf	3	Horizontal	286	2.35	-
5580MHz	Pass	PK	5.4618G	56.15	68.20	-12.05	3	Horizontal	286	2.35	-
5580MHz	Pass	PK	5.5776G	110.66	Inf	-Inf	3	Horizontal	286	2.35	-
5580MHz	Pass	PK	5.7252G	56.50	68.20	-11.70	3	Horizontal	286	2.35	-
5580MHz	Pass	AV	11.15934G	48.76	54.00	-5.24	3	Vertical	59	1.08	-
5580MHz	Pass	PK	11.15928G	62.73	74.00	-11.27	3	Vertical	59	1.08	-
5580MHz	Pass	AV	11.16294G	49.73	54.00	-4.27	3	Horizontal	332	0.99	-
5580MHz	Pass	PK	11.15934G	62.90	74.00	-11.10	3	Horizontal	332	0.99	-
5700MHz	Pass	AV	5.6992G	96.29	Inf	-Inf	3	Vertical	265	1.00	-
5700MHz	Pass	PK	5.6996G	103.51	Inf	-Inf	3	Vertical	265	1.00	-
5700MHz	Pass	PK	5.7252G	67.96	68.20	-0.24	3	Vertical	265	1.00	-
5700MHz	Pass	AV	5.6992G	96.51	Inf	-Inf	3	Horizontal	282	2.32	-
5700MHz	Pass	PK	5.6996G	103.47	Inf	-Inf	3	Horizontal	282	2.32	-
5700MHz	Pass	PK	5.726G	68.08	68.20	-0.12	3	Horizontal	282	2.32	-
5700MHz	Pass	AV	11.40186G	42.01	54.00	-11.99	3	Vertical	32	1.01	-
5700MHz	Pass	PK	11.4036G	55.05	74.00	-18.95	3	Vertical	32	1.01	-
5700MHz	Pass	AV	11.4009G	42.29	54.00	-11.71	3	Horizontal	338	1.00	-
5700MHz	Pass	PK	11.40036G	55.36	74.00	-18.64	3	Horizontal	338	1.00	-
802.11n HT20_Nss1.(MCS0)_1TX	-	-	-	-	-	-	-	-	-	-	-
5260MHz	Pass	AV	5.1484G	43.77	54.00	-10.23	3	Vertical	219	2.42	-
5260MHz	Pass	AV	5.2606G	94.96	Inf	-Inf	3	Vertical	219	2.42	-
5260MHz	Pass	AV	5.3506G	44.92	54.00	-9.08	3	Vertical	219	2.42	-
5260MHz	Pass	PK	5.11G	55.93	74.00	-18.07	3	Vertical	219	2.42	-
5260MHz	Pass	PK	5.26G	104.54	Inf	-Inf	3	Vertical	219	2.42	-
5260MHz	Pass	PK	5.3518G	57.40	74.00	-16.60	3	Vertical	219	2.42	-
5260MHz	Pass	AV	5.1436G	43.90	54.00	-10.10	3	Horizontal	4	2.46	-
5260MHz	Pass	AV	5.2612G	94.04	Inf	-Inf	3	Horizontal	4	2.46	-
5260MHz	Pass	AV	5.35G	44.87	54.00	-9.13	3	Horizontal	4	2.46	-
5260MHz	Pass	PK	5.1304G	56.07	74.00	-17.93	3	Horizontal	4	2.46	-
5260MHz	Pass	PK	5.2594G	104.19	Inf	-Inf	3	Horizontal	4	2.46	-
5260MHz	Pass	PK	5.3692G	57.29	74.00	-16.71	3	Horizontal	4	2.46	-
5260MHz	Pass	PK	10.51952G	54.97	68.20	-13.23	3	Vertical	202	1.16	-
5260MHz	Pass	PK	10.52024G	56.35	68.20	-11.85	3	Horizontal	336	1.10	-
5300MHz	Pass	AV	5.3012G	93.68	Inf	-Inf	3	Vertical	278	1.25	-
5300MHz	Pass	AV	5.3532G	48.49	54.00	-5.51	3	Vertical	278	1.25	-
5300MHz	Pass	PK	5.302G	103.26	Inf	-Inf	3	Vertical	278	1.25	-
5300MHz	Pass	PK	5.3532G	65.01	74.00	-8.99	3	Vertical	278	1.25	-
5300MHz	Pass	AV	5.3008G	95.32	Inf	-Inf	3	Horizontal	13	2.47	-
5300MHz	Pass	AV	5.3536G	49.29	54.00	-4.71	3	Horizontal	13	2.47	-
5300MHz	Pass	PK	5.3G	105.16	Inf	-Inf	3	Horizontal	13	2.47	-

Remark :

Page No. : D3 of D74

Level (dBuV/m) = Raw(Read Level) + AF(Antenna Factor) + CL(Cable Loss) - PA(Preamp Factor)



Mode	Result	Type	Freq (Hz)	Level (dBuV/m)	Limit (dBuV/m)	Margin (dB)	Dist (m)	Condition	Azimuth (°)	Height (m)	Comments
5300MHz	Pass	PK	5.352G	63.60	74.00	-10.40	3	Horizontal	13	2.47	-
5300MHz	Pass	AV	10.60174G	43.11	54.00	-10.89	3	Vertical	50	2.16	-
5300MHz	Pass	PK	10.59754G	56.22	68.20	-11.98	3	Vertical	50	2.16	-
5300MHz	Pass	AV	10.60312G	45.16	54.00	-8.84	3	Horizontal	338	1.03	-
5300MHz	Pass	PK	10.60144G	59.19	74.00	-14.81	3	Horizontal	338	1.03	-
5320MHz	Pass	AV	5.3208G	93.53	Inf	-Inf	3	Vertical	279	1.20	-
5320MHz	Pass	AV	5.35G	52.12	54.00	-1.88	3	Vertical	279	1.20	-
5320MHz	Pass	PK	5.3212G	103.04	Inf	-Inf	3	Vertical	279	1.20	-
5320MHz	Pass	PK	5.3504G	66.77	74.00	-7.23	3	Vertical	279	1.20	-
5320MHz	Pass	AV	5.3194G	95.45	Inf	-Inf	3	Horizontal	10	3.00	-
5320MHz	Pass	AV	5.3504G	53.64	54.00	-0.36	3	Horizontal	10	3.00	-
5320MHz	Pass	PK	5.32G	105.18	Inf	-Inf	3	Horizontal	10	3.00	-
5320MHz	Pass	PK	5.3518G	68.76	74.00	-5.24	3	Horizontal	10	3.00	-
5320MHz	Pass	AV	10.64114G	44.31	54.00	-9.69	3	Vertical	48	2.12	-
5320MHz	Pass	PK	10.63862G	57.16	74.00	-16.84	3	Vertical	48	2.12	-
5320MHz	Pass	AV	10.64066G	46.28	54.00	-7.72	3	Horizontal	338	0.99	-
5320MHz	Pass	PK	10.63808G	59.76	74.00	-14.24	3	Horizontal	338	0.99	-
5500MHz	Pass	AV	5.4578G	48.50	54.00	-5.50	3	Vertical	278	1.29	-
5500MHz	Pass	AV	5.4992G	93.68	Inf	-Inf	3	Vertical	278	1.29	-
5500MHz	Pass	PK	5.4694G	66.63	68.20	-1.57	3	Vertical	278	1.29	-
5500MHz	Pass	PK	5.4992G	103.22	Inf	-Inf	3	Vertical	278	1.29	-
5500MHz	Pass	AV	5.46G	50.55	54.00	-3.45	3	Horizontal	6	2.84	-
5500MHz	Pass	AV	5.4992G	97.42	Inf	-Inf	3	Horizontal	6	2.84	-
5500MHz	Pass	PK	5.463G	68.04	68.20	-0.16	3	Horizontal	6	2.84	-
5500MHz	Pass	PK	5.5G	107.26	Inf	-Inf	3	Horizontal	6	2.84	-
5500MHz	Pass	AV	11.00072G	46.55	54.00	-7.45	3	Vertical	43	1.26	-
5500MHz	Pass	PK	11.0006G	59.61	74.00	-14.39	3	Vertical	43	1.26	-
5500MHz	Pass	AV	10.99874G	47.41	54.00	-6.59	3	Horizontal	335	1.02	-
5500MHz	Pass	PK	11.00402G	60.36	74.00	-13.64	3	Horizontal	335	1.02	-
5580MHz	Pass	AV	5.4582G	43.84	54.00	-10.16	3	Vertical	277	1.42	-
5580MHz	Pass	AV	5.5788G	95.84	Inf	-Inf	3	Vertical	277	1.42	-
5580MHz	Pass	PK	5.4624G	55.51	68.20	-12.69	3	Vertical	277	1.42	-
5580MHz	Pass	PK	5.5782G	105.67	Inf	-Inf	3	Vertical	277	1.42	-
5580MHz	Pass	PK	5.7288G	55.68	68.20	-12.52	3	Vertical	277	1.42	-
5580MHz	Pass	AV	5.4564G	43.90	54.00	-10.10	3	Horizontal	279	1.35	-
5580MHz	Pass	AV	5.5788G	98.88	Inf	-Inf	3	Horizontal	279	1.35	-
5580MHz	Pass	PK	5.4606G	55.45	68.20	-12.75	3	Horizontal	279	1.35	-
5580MHz	Pass	PK	5.5776G	109.44	Inf	-Inf	3	Horizontal	279	1.35	-
5580MHz	Pass	PK	5.7258G	55.93	68.20	-12.27	3	Horizontal	279	1.35	-
5580MHz	Pass	AV	11.16024G	48.24	54.00	-5.76	3	Vertical	57	1.14	-
5580MHz	Pass	PK	11.16006G	61.71	74.00	-12.29	3	Vertical	57	1.14	-
5580MHz	Pass	AV	11.16048G	50.03	54.00	-3.97	3	Horizontal	334	1.00	-
5580MHz	Pass	PK	11.16216G	63.75	74.00	-10.25	3	Horizontal	334	1.00	-
5700MHz	Pass	AV	5.7008G	91.08	Inf	-Inf	3	Vertical	277	1.00	-
5700MHz	Pass	PK	5.7008G	100.55	Inf	-Inf	3	Vertical	277	1.00	-
5700MHz	Pass	PK	5.7264G	65.95	68.20	-2.25	3	Vertical	277	1.00	-
5700MHz	Pass	AV	5.7004G	95.51	Inf	-Inf	3	Horizontal	42	1.00	-
5700MHz	Pass	PK	5.6988G	105.46	Inf	-Inf	3	Horizontal	42	1.00	-
5700MHz	Pass	PK	5.7252G	67.97	68.20	-0.23	3	Horizontal	42	1.00	-

Remark :

Page No. : D4 of D74

Level (dBuV/m) = Raw(Read Level) + AF(Antenna Factor) + CL(Cable Loss) - PA(Preamp Factor)



Mode	Result	Type	Freq (Hz)	Level (dBuV/m)	Limit (dBuV/m)	Margin (dB)	Dist (m)	Condition	Azimuth (°)	Height (m)	Comments
5700MHz	Pass	AV	11.4G	42.43	54.00	-11.57	3	Vertical	42	2.32	-
5700MHz	Pass	PK	11.39886G	55.74	74.00	-18.26	3	Vertical	42	2.32	-
5700MHz	Pass	AV	11.4009G	43.39	54.00	-10.61	3	Horizontal	335	1.00	-
5700MHz	Pass	PK	11.39646G	56.38	74.00	-17.62	3	Horizontal	335	1.00	-
802.11n HT40_Nss1,(MCS0)_1TX	-	-	-	-	-	-	-	-	-	-	-
5270MHz	Pass	AV	5.2688G	93.42	Inf	-Inf	3	Vertical	221	2.53	-
5270MHz	Pass	AV	5.35G	47.16	54.00	-6.84	3	Vertical	221	2.53	-
5270MHz	Pass	PK	5.2684G	102.47	Inf	-Inf	3	Vertical	221	2.53	-
5270MHz	Pass	PK	5.3532G	60.25	74.00	-13.75	3	Vertical	221	2.53	-
5270MHz	Pass	AV	5.2712G	92.70	Inf	-Inf	3	Horizontal	11	2.88	-
5270MHz	Pass	AV	5.3508G	47.83	54.00	-6.17	3	Horizontal	11	2.88	-
5270MHz	Pass	PK	5.2676G	101.91	Inf	-Inf	3	Horizontal	11	2.88	-
5270MHz	Pass	PK	5.3568G	62.09	74.00	-11.91	3	Horizontal	11	2.88	-
5270MHz	Pass	PK	10.53268G	55.29	68.20	-12.91	3	Vertical	200	2.16	-
5270MHz	Pass	PK	10.53976G	55.29	68.20	-12.91	3	Horizontal	333	1.04	-
5310MHz	Pass	AV	5.3084G	90.70	Inf	-Inf	3	Vertical	223	2.64	-
5310MHz	Pass	AV	5.3504G	52.89	54.00	-1.11	3	Vertical	223	2.64	-
5310MHz	Pass	PK	5.3116G	100.36	Inf	-Inf	3	Vertical	223	2.64	-
5310MHz	Pass	PK	5.3508G	67.98	74.00	-6.02	3	Vertical	223	2.64	-
5310MHz	Pass	AV	5.3112G	90.93	Inf	-Inf	3	Horizontal	10	3.00	-
5310MHz	Pass	AV	5.3508G	53.87	54.00	-0.13	3	Horizontal	10	3.00	-
5310MHz	Pass	PK	5.3124G	100.36	Inf	-Inf	3	Horizontal	10	3.00	-
5310MHz	Pass	PK	5.35G	70.72	74.00	-3.28	3	Horizontal	10	3.00	-
5310MHz	Pass	AV	10.6209G	42.45	54.00	-11.55	3	Vertical	48	1.96	-
5310MHz	Pass	PK	10.62612G	54.93	74.00	-19.07	3	Vertical	48	1.96	-
5310MHz	Pass	AV	10.62132G	43.34	54.00	-10.66	3	Horizontal	334	1.01	-
5310MHz	Pass	PK	10.61958G	56.10	74.00	-17.90	3	Horizontal	334	1.01	-
5510MHz	Pass	AV	5.4588G	48.68	54.00	-5.32	3	Vertical	255	1.08	-
5510MHz	Pass	AV	5.5092G	91.69	Inf	-Inf	3	Vertical	255	1.08	-
5510MHz	Pass	PK	5.4684G	66.82	68.20	-1.38	3	Vertical	255	1.08	-
5510MHz	Pass	PK	5.506G	100.69	Inf	-Inf	3	Vertical	255	1.08	-
5510MHz	Pass	AV	5.46G	49.18	54.00	-4.82	3	Horizontal	286	2.27	-
5510MHz	Pass	AV	5.5088G	93.50	Inf	-Inf	3	Horizontal	286	2.27	-
5510MHz	Pass	PK	5.468G	67.91	68.20	-0.29	3	Horizontal	286	2.27	-
5510MHz	Pass	PK	5.512G	102.30	Inf	-Inf	3	Horizontal	286	2.27	-
5510MHz	Pass	AV	11.02018G	44.45	54.00	-9.55	3	Vertical	53	1.00	-
5510MHz	Pass	PK	11.01466G	56.68	74.00	-17.32	3	Vertical	53	1.00	-
5510MHz	Pass	AV	11.02648G	45.19	54.00	-8.81	3	Horizontal	336	1.02	-
5510MHz	Pass	PK	11.01838G	57.59	74.00	-16.41	3	Horizontal	336	1.02	-
5550MHz	Pass	AV	5.458G	46.17	54.00	-7.83	3	Vertical	277	1.35	-
5550MHz	Pass	AV	5.5512G	92.99	Inf	-Inf	3	Vertical	277	1.35	-
5550MHz	Pass	PK	5.4632G	58.36	68.20	-9.84	3	Vertical	277	1.35	-
5550MHz	Pass	PK	5.5472G	102.29	Inf	-Inf	3	Vertical	277	1.35	-
5550MHz	Pass	AV	5.4568G	46.00	54.00	-8.00	3	Horizontal	283	2.16	-
5550MHz	Pass	AV	5.5524G	97.04	Inf	-Inf	3	Horizontal	283	2.16	-
5550MHz	Pass	PK	5.466G	58.89	68.20	-9.31	3	Horizontal	283	2.16	-
5550MHz	Pass	PK	5.5536G	106.40	Inf	-Inf	3	Horizontal	283	2.16	-
5550MHz	Pass	AV	11.09778G	45.23	54.00	-8.77	3	Vertical	43	1.20	-
5550MHz	Pass	PK	11.0982G	57.79	74.00	-16.21	3	Vertical	43	1.20	-

Remark :

Page No. : D5 of D74

Level (dBuV/m) = Raw(Read Level) + AF(Antenna Factor) + CL(Cable Loss) - PA(Preamp Factor)

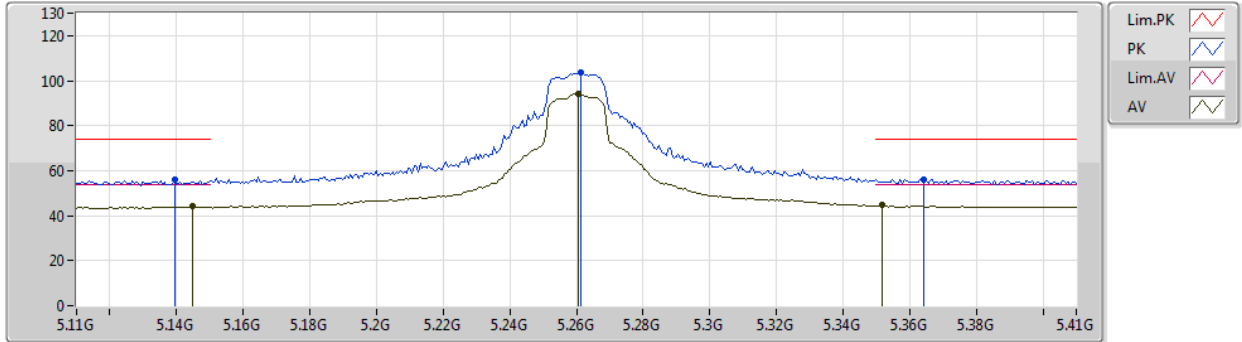


Mode	Result	Type	Freq (Hz)	Level (dBuV/m)	Limit (dBuV/m)	Margin (dB)	Dist (m)	Condition	Azimuth (°)	Height (m)	Comments
5550MHz	Pass	AV	11.09964G	46.50	54.00	-7.50	3	Horizontal	332	1.00	-
5550MHz	Pass	PK	11.1042G	59.04	74.00	-14.96	3	Horizontal	332	1.00	-
5670MHz	Pass	AV	5.6688G	95.48	Inf	-Inf	3	Vertical	214	2.72	-
5670MHz	Pass	PK	5.667G	104.26	Inf	-Inf	3	Vertical	214	2.72	-
5670MHz	Pass	PK	5.7252G	62.25	68.20	-5.95	3	Vertical	214	2.72	-
5670MHz	Pass	AV	5.6688G	97.66	Inf	-Inf	3	Horizontal	40	1.00	-
5670MHz	Pass	PK	5.6718G	107.00	Inf	-Inf	3	Horizontal	40	1.00	-
5670MHz	Pass	PK	5.7252G	67.77	68.20	-0.43	3	Horizontal	40	1.00	-
5670MHz	Pass	AV	11.34006G	46.37	54.00	-7.63	3	Vertical	59	1.09	-
5670MHz	Pass	PK	11.3394G	58.31	74.00	-15.69	3	Vertical	59	1.09	-
5670MHz	Pass	AV	11.34282G	46.00	54.00	-8.00	3	Horizontal	337	0.99	-
5670MHz	Pass	PK	11.3391G	59.04	74.00	-14.96	3	Horizontal	337	0.99	-

802.11a_Nss1,(6Mbps)_1TX

31/10/2019

5260MHz_TX

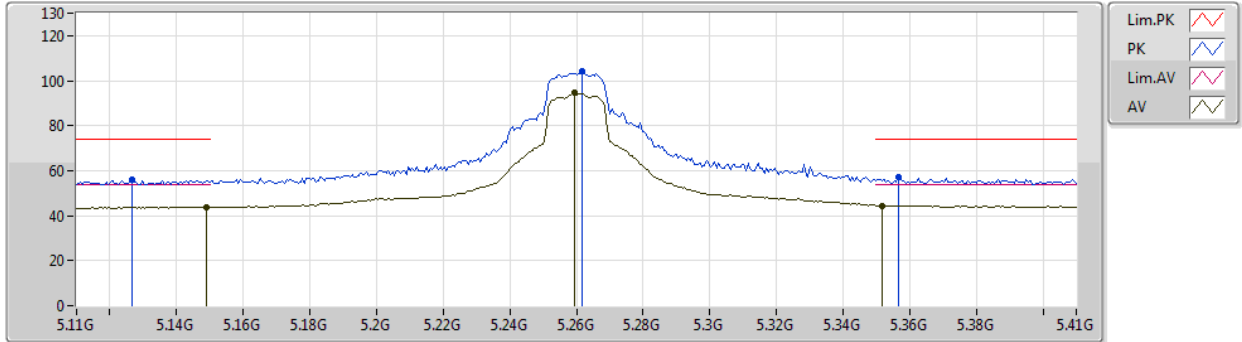


Type	Freq (Hz)	Level (dBuV/m)	Limit (dBuV/m)	Margin (dB)	Factor (dB)	Dist (m)	Condition	Azimuth (°)	Height (m)	Comment	Raw (dBuV)	AF (dB)	CL (dB)	PA (dB)
AV	5.1448G	44.07	54.00	-9.93	4.96	3	Vertical	220	2.15	-	39.11	31.76	7.03	33.83
AV	5.2606G	94.17	Inf	-Inf	5.12	3	Vertical	220	2.15	-	89.05	31.80	7.18	33.86
AV	5.3518G	44.74	54.00	-9.26	5.24	3	Vertical	220	2.15	-	39.50	31.84	7.29	33.89
PK	5.1394G	55.86	74.00	-18.14	4.95	3	Vertical	220	2.15	-	50.91	31.76	7.02	33.83
PK	5.2612G	103.58	Inf	-Inf	5.12	3	Vertical	220	2.15	-	98.46	31.80	7.18	33.86
PK	5.3644G	56.22	74.00	-17.78	5.27	3	Vertical	220	2.15	-	50.95	31.85	7.31	33.89

802.11a_Nss1,(6Mbps)_1TX

31/10/2019

5260MHz_TX



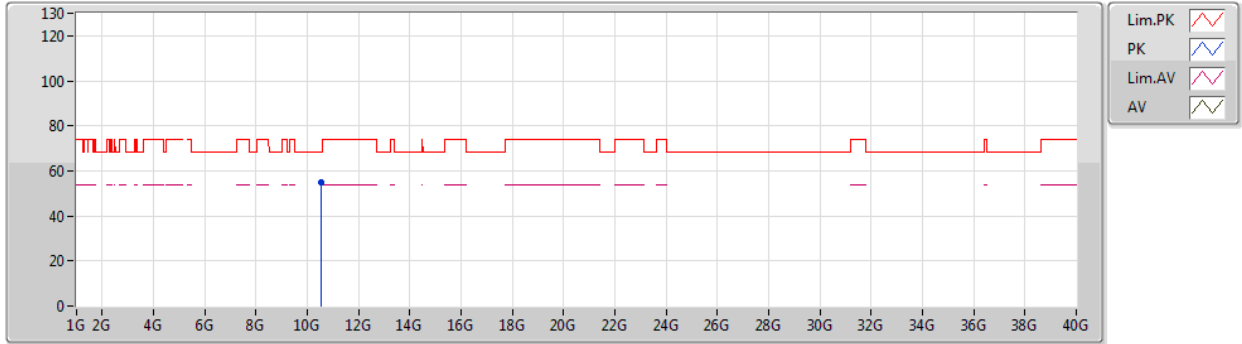
Type	Freq (Hz)	Level (dBuV/m)	Limit (dBuV/m)	Margin (dB)	Factor (dB)	Dist (m)	Condition	Azimuth (°)	Height (m)	Comment	Raw (dBuV)	AF (dB)	CL (dB)	PA (dB)
AV	5.149G	43.94	54.00	-10.06	4.97	3	Horizontal	9	1.59	-	38.97	31.76	7.04	33.83
AV	5.2594G	94.61	Inf	-Inf	5.11	3	Horizontal	9	1.59	-	89.50	31.80	7.17	33.86
AV	5.3518G	44.45	54.00	-9.55	5.24	3	Horizontal	9	1.59	-	39.21	31.84	7.29	33.89
PK	5.1268G	56.05	74.00	-17.95	4.93	3	Horizontal	9	1.59	-	51.12	31.75	7.01	33.83
PK	5.2618G	104.02	Inf	-Inf	5.12	3	Horizontal	9	1.59	-	98.90	31.80	7.18	33.86
PK	5.3566G	57.21	74.00	-16.79	5.25	3	Horizontal	9	1.59	-	51.96	31.84	7.30	33.89



802.11a_Nss1,(6Mbps)_1TX

31/10/2019

5260MHz_TX



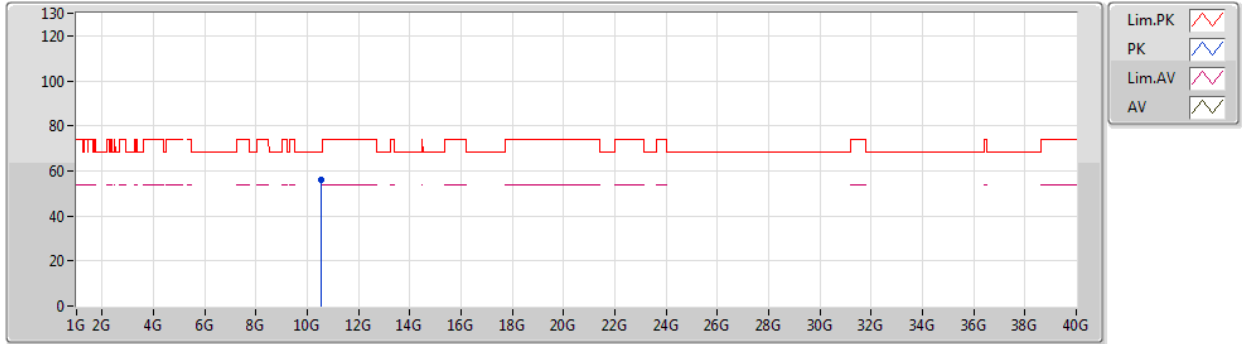
Type	Freq (Hz)	Level (dBuV/m)	Limit (dBuV/m)	Margin (dB)	Factor (dB)	Dist (m)	Condition	Azimuth (°)	Height (m)	Comment	Raw (dBuV)	AF (dB)	CL (dB)	PA (dB)
PK	10.52222G	55.09	68.20	-13.11	15.76	3	Vertical	197	2.32	-	39.33	39.58	10.36	34.18



802.11a_Nss1,(6Mbps)_1TX

31/10/2019

5260MHz_TX

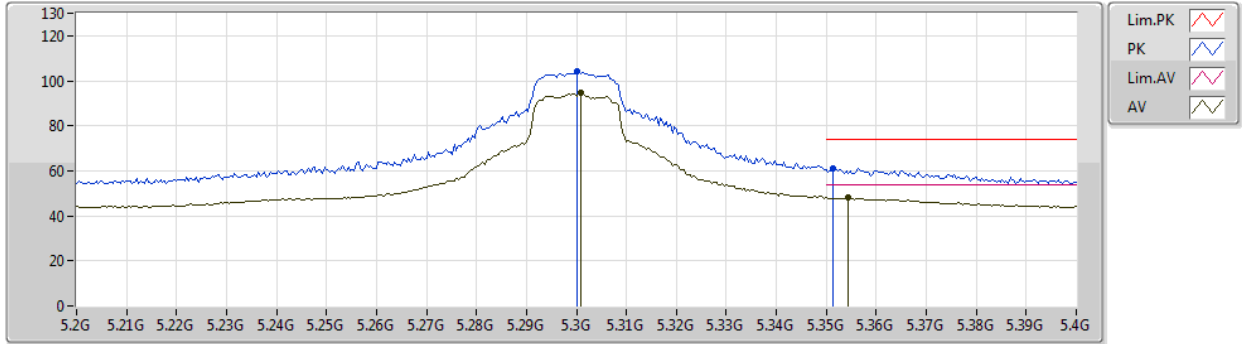


Type	Freq (Hz)	Level (dBuV/m)	Limit (dBuV/m)	Margin (dB)	Factor (dB)	Dist (m)	Condition	Azimuth (°)	Height (m)	Comment	Raw (dBuV)	AF (dB)	CL (dB)	PA (dB)
PK	10.52432G	56.07	68.20	-12.13	15.76	3	Horizontal	340	1.34	-	40.31	39.58	10.36	34.18

802.11a_Nss1,(6Mbps)_1TX

31/10/2019

5300MHz_TX

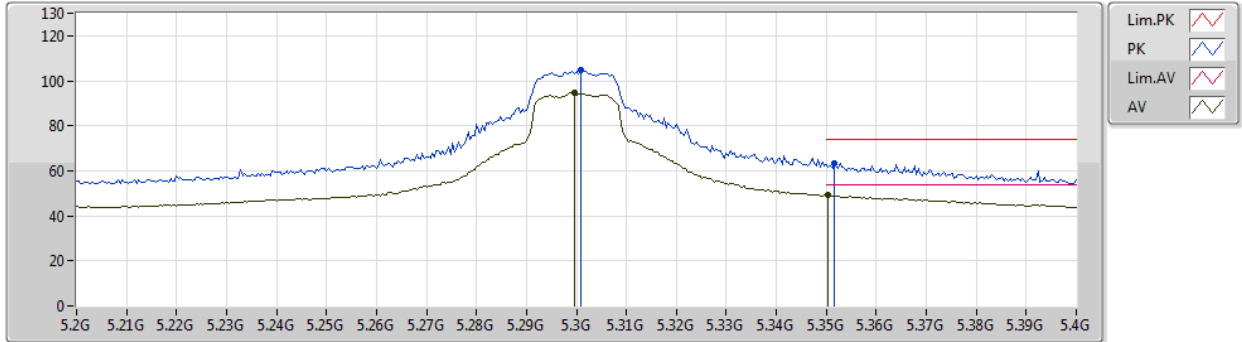


Type	Freq (Hz)	Level (dBuV/m)	Limit (dBuV/m)	Margin (dB)	Factor (dB)	Dist (m)	Condition	Azimuth (°)	Height (m)	Comment	Raw (dBuV)	AF (dB)	CL (dB)	PA (dB)
AV	5.3008G	94.45	Inf	-Inf	5.18	3	Vertical	218	1.93	-	89.27	31.82	7.23	33.87
AV	5.3544G	47.98	54.00	-6.02	5.24	3	Vertical	218	1.93	-	42.74	31.84	7.29	33.89
PK	5.3G	103.96	Inf	-Inf	5.17	3	Vertical	218	1.93	-	98.79	31.82	7.22	33.87
PK	5.3512G	61.32	74.00	-12.68	5.24	3	Vertical	218	1.93	-	56.08	31.84	7.29	33.89

802.11a_Nss1,(6Mbps)_1TX

31/10/2019

5300MHz_TX

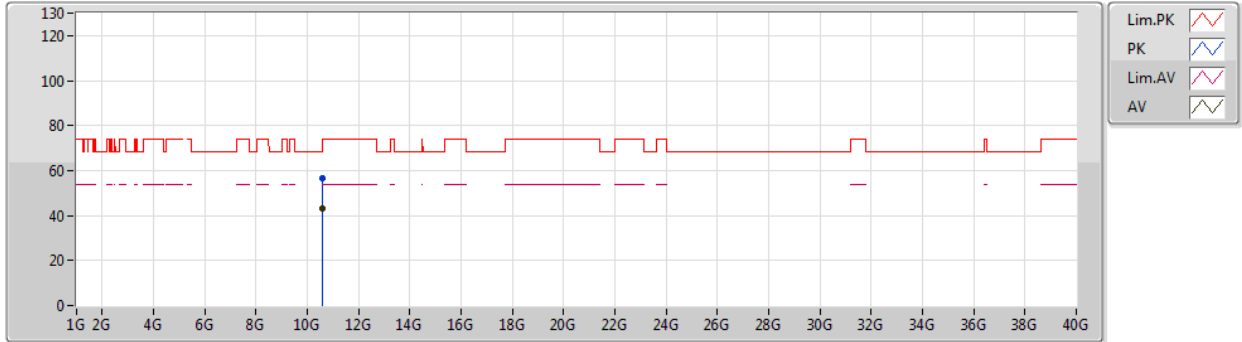


Type	Freq (Hz)	Level (dBuV/m)	Limit (dBuV/m)	Margin (dB)	Factor (dB)	Dist (m)	Condition	Azimuth (°)	Height (m)	Comment	Raw (dBuV)	AF (dB)	CL (dB)	PA (dB)
AV	5.2996G	94.78	Inf	-Inf	5.17	3	Horizontal	11	1.45	-	89.61	31.82	7.22	33.87
AV	5.3504G	49.10	54.00	-4.90	5.24	3	Horizontal	11	1.45	-	43.86	31.84	7.29	33.89
PK	5.3008G	104.53	Inf	-Inf	5.18	3	Horizontal	11	1.45	-	99.35	31.82	7.23	33.87
PK	5.3516G	63.30	74.00	-10.70	5.24	3	Horizontal	11	1.45	-	58.06	31.84	7.29	33.89

802.11a_Nss1,(6Mbps)_1TX

31/10/2019

5300MHz_TX



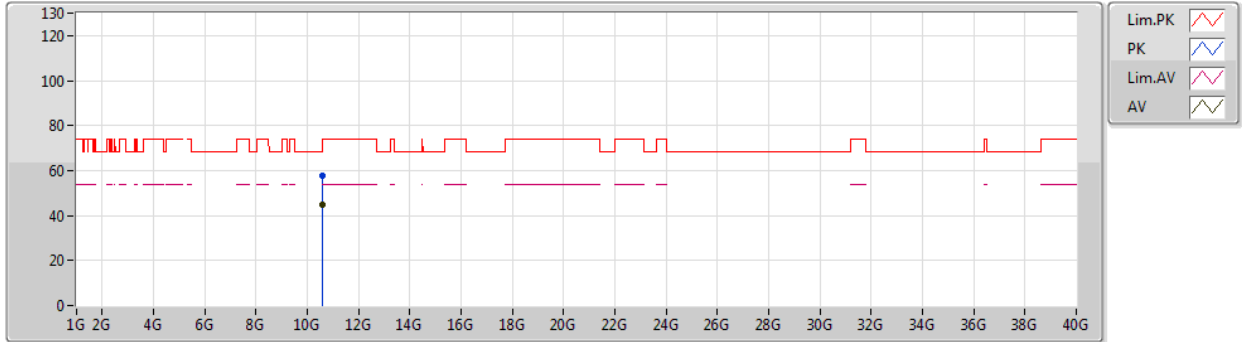
Type	Freq (Hz)	Level (dBuV/m)	Limit (dBuV/m)	Margin (dB)	Factor (dB)	Dist (m)	Condition	Azimuth (°)	Height (m)	Comment	Raw (dBuV)	AF (dB)	CL (dB)	PA (dB)
AV	10.60012G	43.02	54.00	-10.98	15.92	3	Vertical	50	2.24	-	27.10	39.68	10.37	34.13
PK	10.6033G	56.70	74.00	-17.30	15.92	3	Vertical	50	2.24	-	40.78	39.68	10.37	34.13



802.11a_Nss1,(6Mbps)_1TX

31/10/2019

5300MHz_TX

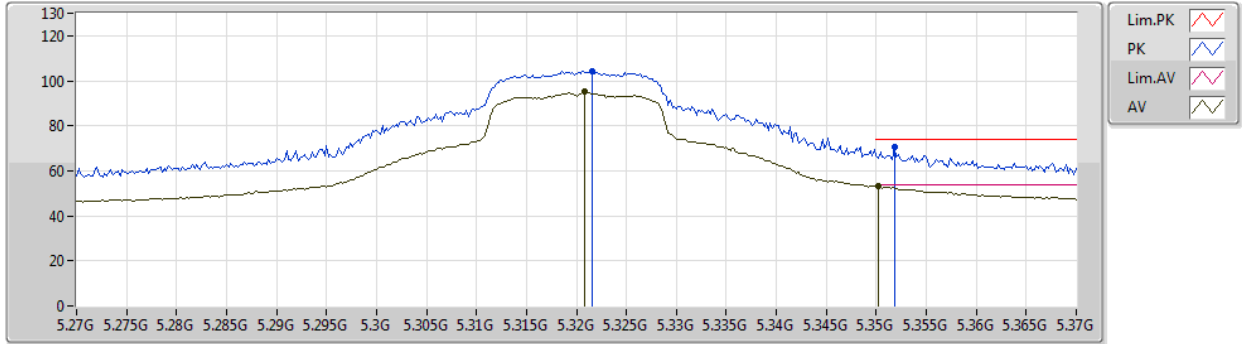


Type	Freq (Hz)	Level (dBuV/m)	Limit (dBuV/m)	Margin (dB)	Factor (dB)	Dist (m)	Condition	Azimuth (°)	Height (m)	Comment	Raw (dBuV)	AF (dB)	CL (dB)	PA (dB)
AV	10.60084G	44.90	54.00	-9.10	15.92	3	Horizontal	338	1.00	-	28.98	39.68	10.37	34.13
PK	10.6033G	57.90	74.00	-16.10	15.92	3	Horizontal	338	1.00	-	41.98	39.68	10.37	34.13

802.11a_Nss1,(6Mbps)_1TX

31/10/2019

5320MHz_TX

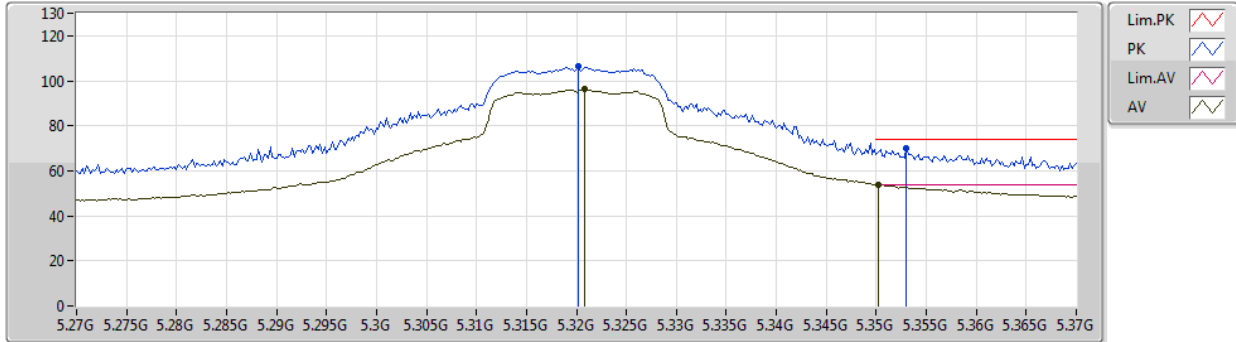


Type	Freq (Hz)	Level (dBuV/m)	Limit (dBuV/m)	Margin (dB)	Factor (dB)	Dist (m)	Condition	Azimuth (°)	Height (m)	Comment	Raw (dBuV)	AF (dB)	CL (dB)	PA (dB)
AV	5.3208G	95.08	Inf	-Inf	5.20	3	Vertical	220	2.22	-	89.88	31.83	7.25	33.88
AV	5.3502G	53.08	54.00	-0.92	5.24	3	Vertical	220	2.22	-	47.84	31.84	7.29	33.89
PK	5.3216G	104.24	Inf	-Inf	5.20	3	Vertical	220	2.22	-	99.04	31.83	7.25	33.88
PK	5.3518G	70.42	74.00	-3.58	5.24	3	Vertical	220	2.22	-	65.18	31.84	7.29	33.89

802.11a_Nss1,(6Mbps)_1TX

31/10/2019

5320MHz_TX



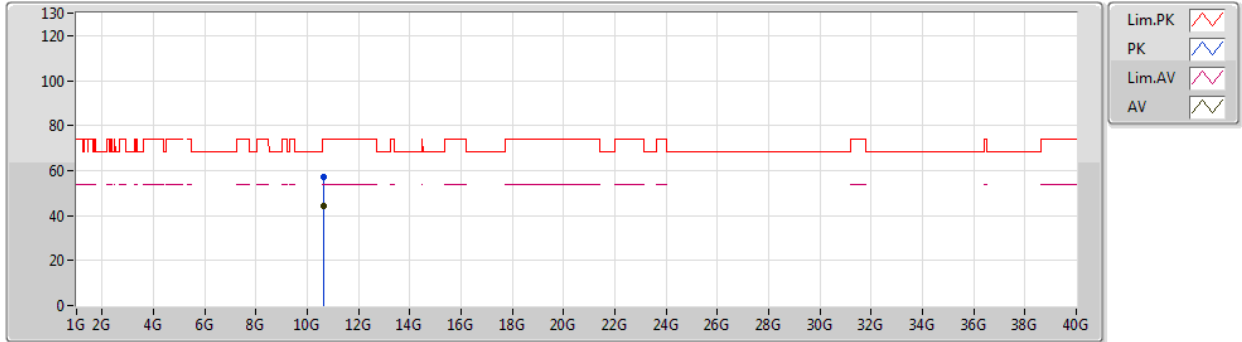
Type	Freq (Hz)	Level (dBuV/m)	Limit (dBuV/m)	Margin (dB)	Factor (dB)	Dist (m)	Condition	Azimuth (°)	Height (m)	Comment	Raw (dBuV)	AF (dB)	CL (dB)	PA (dB)
AV	5.3208G	96.10	Inf	-Inf	5.20	3	Horizontal	11	3.00	-	90.90	31.83	7.25	33.88
AV	5.3502G	53.83	54.00	-0.17	5.24	3	Horizontal	11	3.00	-	48.59	31.84	7.29	33.89
PK	5.3202G	106.39	Inf	-Inf	5.20	3	Horizontal	11	3.00	-	101.19	31.83	7.25	33.88
PK	5.353G	69.97	74.00	-4.03	5.24	3	Horizontal	11	3.00	-	64.73	31.84	7.29	33.89



802.11a_Nss1,(6Mbps)_1TX

31/10/2019

5320MHz_TX



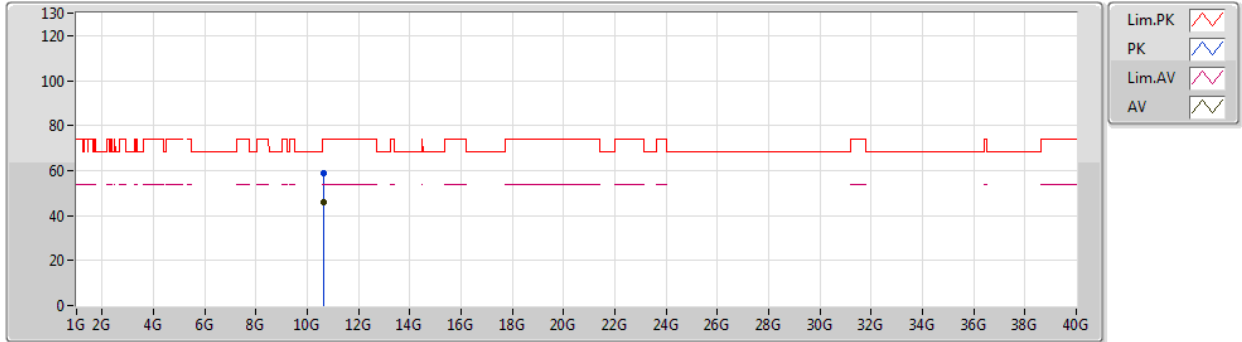
Type	Freq (Hz)	Level (dBuV/m)	Limit (dBuV/m)	Margin (dB)	Factor (dB)	Dist (m)	Condition	Azimuth (°)	Height (m)	Comment	Raw (dBuV)	AF (dB)	CL (dB)	PA (dB)
AV	10.64216G	44.12	54.00	-9.88	16.01	3	Vertical	49	2.17	-	28.11	39.73	10.38	34.10
PK	10.64036G	57.01	74.00	-16.99	16.01	3	Vertical	49	2.17	-	41.00	39.73	10.38	34.10



802.11a_Nss1,(6Mbps)_1TX

31/10/2019

5320MHz_TX

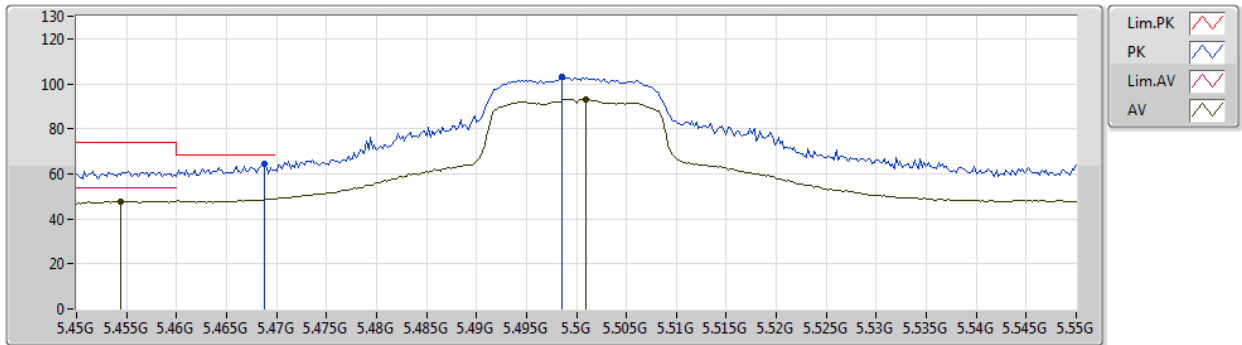


Type	Freq (Hz)	Level (dBuV/m)	Limit (dBuV/m)	Margin (dB)	Factor (dB)	Dist (m)	Condition	Azimuth (°)	Height (m)	Comment	Raw (dBuV)	AF (dB)	CL (dB)	PA (dB)
AV	10.6403G	45.97	54.00	-8.03	16.01	3	Horizontal	337	1.00	-	29.96	39.73	10.38	34.10
PK	10.63868G	59.03	74.00	-14.97	16.01	3	Horizontal	337	1.00	-	43.02	39.73	10.38	34.10

802.11a_Nss1,(6Mbps)_1TX

01/11/2019

5500MHz_TX

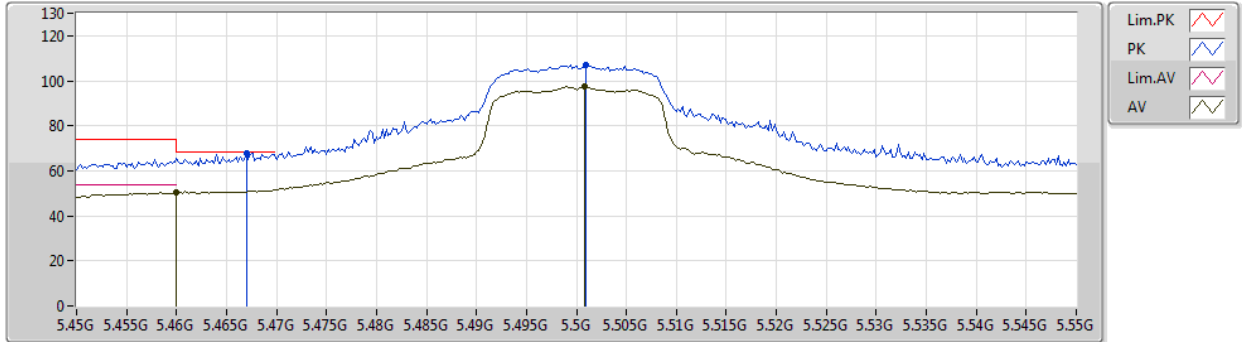


Type	Freq (Hz)	Level (dBuV/m)	Limit (dBuV/m)	Margin (dB)	Factor (dB)	Dist (m)	Condition	Azimuth (°)	Height (m)	Comment	Raw (dBuV)	AF (dB)	CL (dB)	PA (dB)
AV	5.4544G	47.69	54.00	-6.31	5.39	3	Vertical	277	1.48	-	42.30	31.88	7.42	33.91
AV	5.501G	93.09	Inf	-Inf	5.46	3	Vertical	277	1.48	-	87.63	31.90	7.48	33.92
PK	5.4688G	64.31	68.20	-3.89	5.42	3	Vertical	277	1.48	-	58.89	31.89	7.44	33.91
PK	5.4986G	103.09	Inf	-Inf	5.45	3	Vertical	277	1.48	-	97.64	31.90	7.47	33.92

802.11a_Nss1,(6Mbps)_1TX

01/11/2019

5500MHz_TX



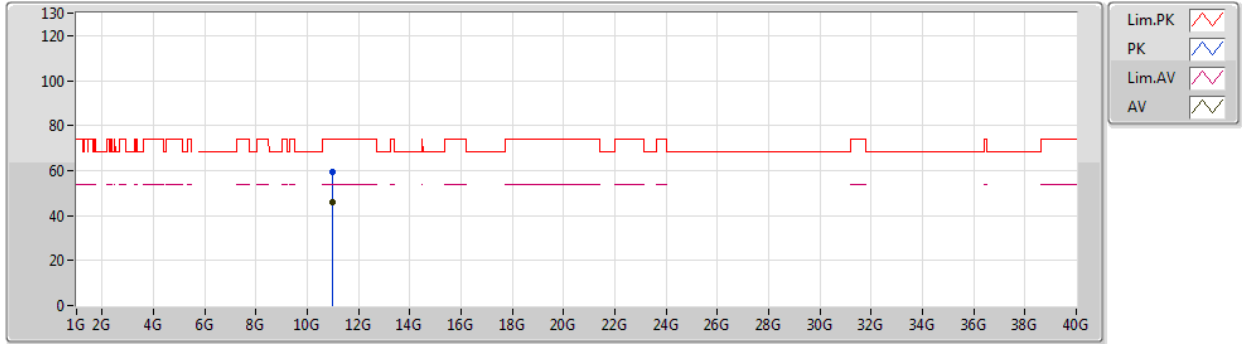
Type	Freq (Hz)	Level (dBuV/m)	Limit (dBuV/m)	Margin (dB)	Factor (dB)	Dist (m)	Condition	Azimuth (°)	Height (m)	Comment	Raw (dBuV)	AF (dB)	CL (dB)	PA (dB)
AV	5.46G	50.71	54.00	-3.29	5.40	3	Horizontal	10	2.44	-	45.31	31.88	7.43	33.91
AV	5.5008G	97.44	Inf	-Inf	5.46	3	Horizontal	10	2.44	-	91.98	31.90	7.48	33.92
PK	5.467G	67.97	68.20	-0.23	5.41	3	Horizontal	10	2.44	-	62.56	31.89	7.43	33.91
PK	5.501G	106.85	Inf	-Inf	5.46	3	Horizontal	10	2.44	-	101.39	31.90	7.48	33.92



802.11a_Nss1,(6Mbps)_1TX

01/11/2019

5500MHz_TX



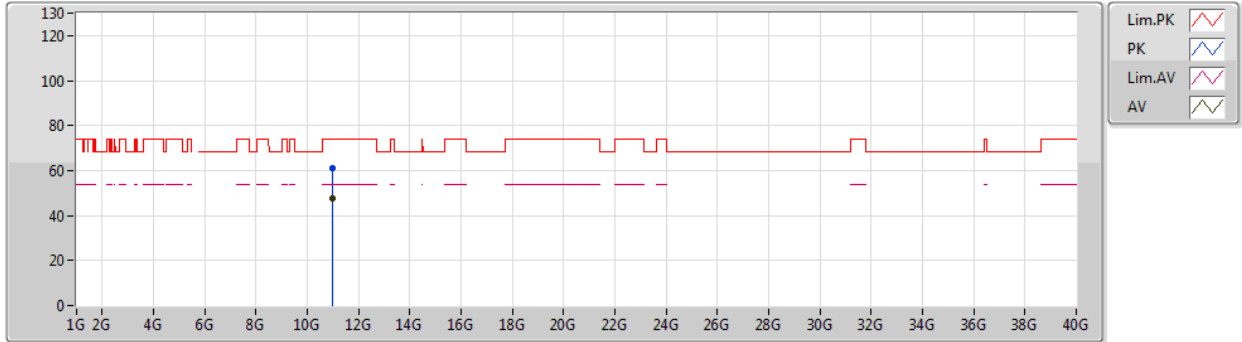
Type	Freq (Hz)	Level (dBuV/m)	Limit (dBuV/m)	Margin (dB)	Factor (dB)	Dist (m)	Condition	Azimuth (°)	Height (m)	Comment	Raw (dBuV)	AF (dB)	CL (dB)	PA (dB)
AV	11.00006G	46.08	54.00	-7.92	16.79	3	Vertical	44	1.26	-	29.29	40.20	10.44	33.85
PK	11.00192G	59.41	74.00	-14.59	16.79	3	Vertical	44	1.26	-	42.62	40.20	10.44	33.85



802.11a_Nss1,(6Mbps)_1TX

01/11/2019

5500MHz_TX

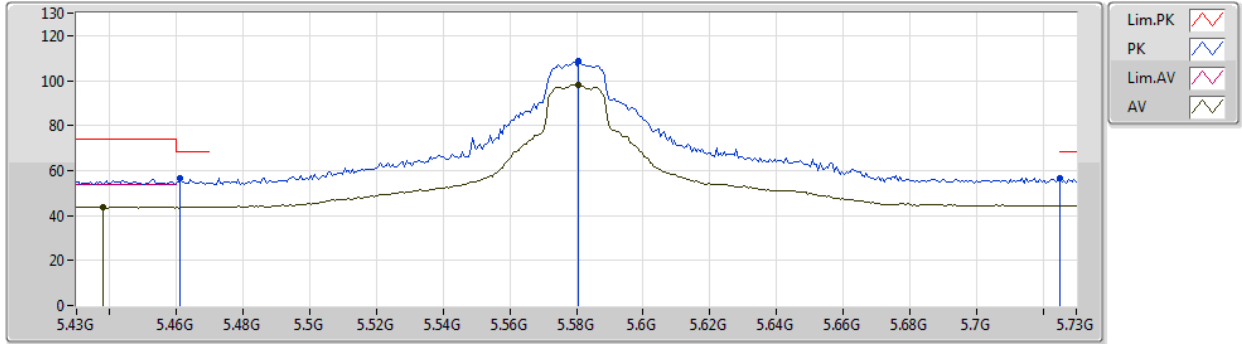


Type	Freq (Hz)	Level (dBuV/m)	Limit (dBuV/m)	Margin (dB)	Factor (dB)	Dist (m)	Condition	Azimuth (°)	Height (m)	Comment	Raw (dBuV)	AF (dB)	CL (dB)	PA (dB)
AV	10.99982G	47.47	54.00	-6.53	16.79	3	Horizontal	333	1.00	-	30.68	40.20	10.44	33.85
PK	11.00144G	61.09	74.00	-12.91	16.79	3	Horizontal	333	1.00	-	44.30	40.20	10.44	33.85

802.11a_Nss1,(6Mbps)_1TX

01/11/2019

5580MHz_TX



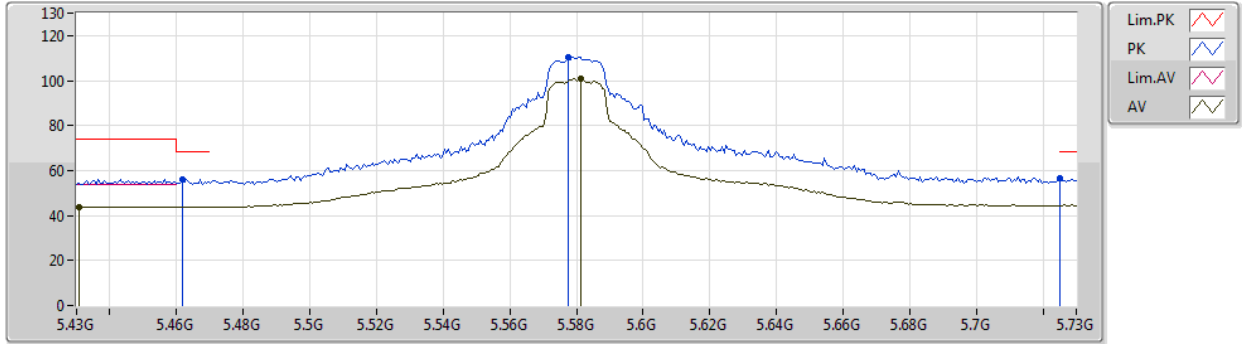
Type	Freq (Hz)	Level (dBuV/m)	Limit (dBuV/m)	Margin (dB)	Factor (dB)	Dist (m)	Condition	Azimuth (°)	Height (m)	Comment	Raw (dBuV)	AF (dB)	CL (dB)	PA (dB)
AV	5.4378G	43.85	54.00	-10.15	5.37	3	Vertical	252	1.00	-	38.48	31.88	7.40	33.91
AV	5.5806G	98.19	Inf	-Inf	5.60	3	Vertical	252	1.00	-	92.59	32.01	7.53	33.94
PK	5.4612G	56.33	68.20	-11.87	5.40	3	Vertical	252	1.00	-	50.93	31.88	7.43	33.91
PK	5.5806G	108.53	Inf	-Inf	5.60	3	Vertical	252	1.00	-	102.93	32.01	7.53	33.94
PK	5.7252G	56.59	68.20	-11.61	5.88	3	Vertical	252	1.00	-	50.71	32.22	7.62	33.96



802.11a_Nss1,(6Mbps)_1TX

01/11/2019

5580MHz_TX



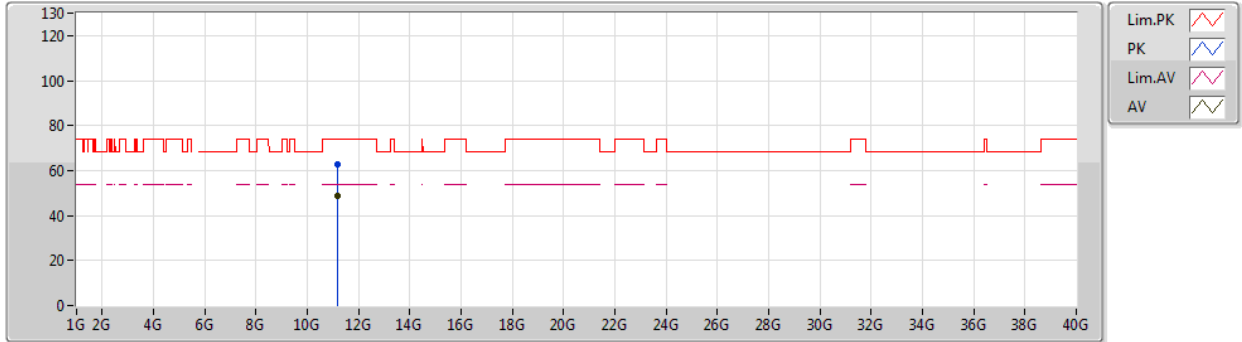
Type	Freq (Hz)	Level (dBuV/m)	Limit (dBuV/m)	Margin (dB)	Factor (dB)	Dist (m)	Condition	Azimuth (°)	Height (m)	Comment	Raw (dBuV)	AF (dB)	CL (dB)	PA (dB)
AV	5.4306G	43.86	54.00	-10.14	5.35	3	Horizontal	286	2.35	-	38.51	31.87	7.39	33.91
AV	5.5812G	100.89	Inf	-Inf	5.60	3	Horizontal	286	2.35	-	95.29	32.01	7.53	33.94
PK	5.4618G	56.15	68.20	-12.05	5.40	3	Horizontal	286	2.35	-	50.75	31.88	7.43	33.91
PK	5.5776G	110.66	Inf	-Inf	5.60	3	Horizontal	286	2.35	-	105.06	32.01	7.53	33.94
PK	5.7252G	56.50	68.20	-11.70	5.88	3	Horizontal	286	2.35	-	50.62	32.22	7.62	33.96



802.11a_Nss1,(6Mbps)_1TX

01/11/2019

5580MHz_TX



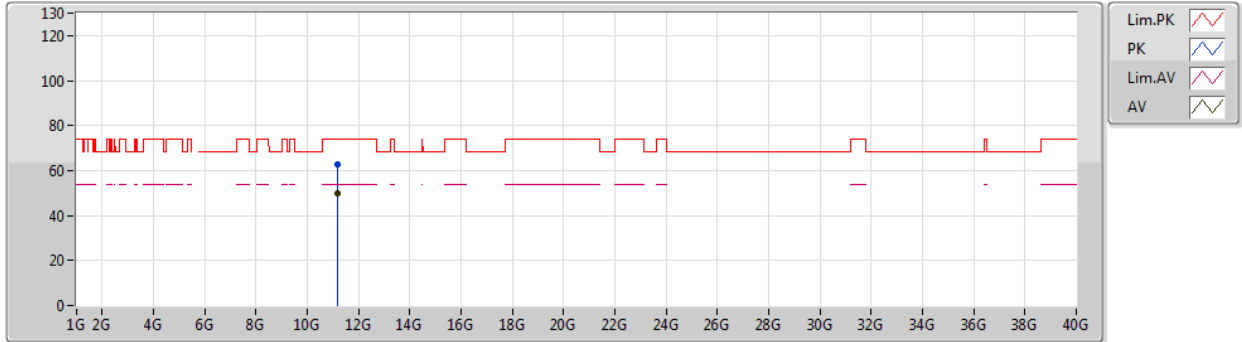
Type	Freq (Hz)	Level (dBuV/m)	Limit (dBuV/m)	Margin (dB)	Factor (dB)	Dist (m)	Condition	Azimuth (°)	Height (m)	Comment	Raw (dBuV)	AF (dB)	CL (dB)	PA (dB)
AV	11.15934G	48.76	54.00	-5.24	16.65	3	Vertical	59	1.08	-	32.11	40.01	10.52	33.88
PK	11.15928G	62.73	74.00	-11.27	16.65	3	Vertical	59	1.08	-	46.08	40.01	10.52	33.88



802.11a_Nss1,(6Mbps)_1TX

01/11/2019

5580MHz_TX



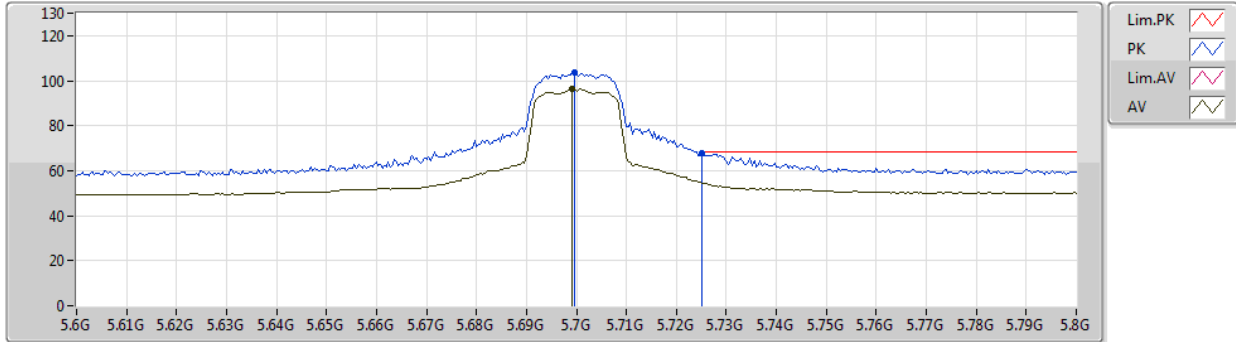
Type	Freq (Hz)	Level (dBuV/m)	Limit (dBuV/m)	Margin (dB)	Factor (dB)	Dist (m)	Condition	Azimuth (°)	Height (m)	Comment	Raw (dBuV)	AF (dB)	CL (dB)	PA (dB)
AV	11.16294G	49.73	54.00	-4.27	16.64	3	Horizontal	332	0.99	-	33.09	40.00	10.52	33.88
PK	11.15934G	62.90	74.00	-11.10	16.65	3	Horizontal	332	0.99	-	46.25	40.01	10.52	33.88



802.11a_Nss1,(6Mbps)_1TX

06/11/2019

5700MHz_TX

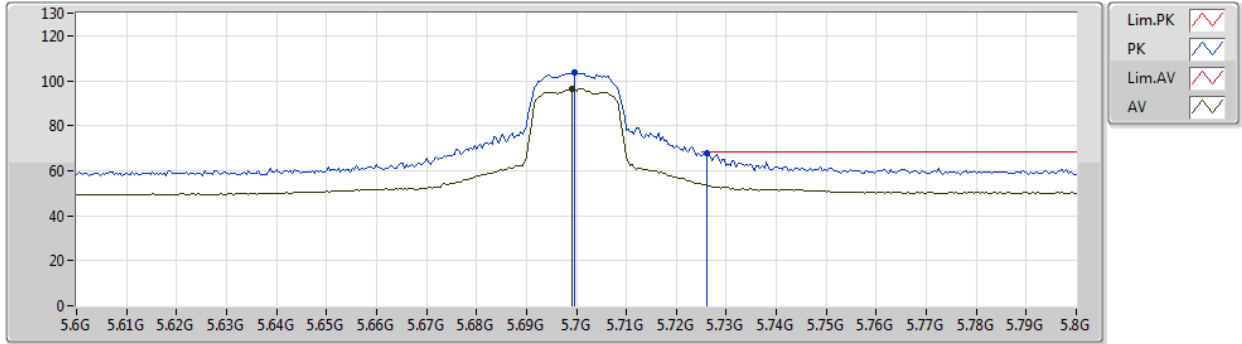


Type	Freq (Hz)	Level (dBuV/m)	Limit (dBuV/m)	Margin (dB)	Factor (dB)	Dist (m)	Condition	Azimuth (°)	Height (m)	Comment	Raw (dBuV)	AF (dB)	CL (dB)	PA (dB)
AV	5.6992G	96.29	Inf	-Inf	8.09	3	Vertical	265	1.00	-	88.20	31.80	10.36	34.07
PK	5.6996G	103.51	Inf	-Inf	8.09	3	Vertical	265	1.00	-	95.42	31.80	10.36	34.07
PK	5.7252G	67.96	68.20	-0.24	8.21	3	Vertical	265	1.00	-	59.75	31.88	10.40	34.07

802.11a_Nss1,(6Mbps)_1TX

06/11/2019

5700MHz_TX



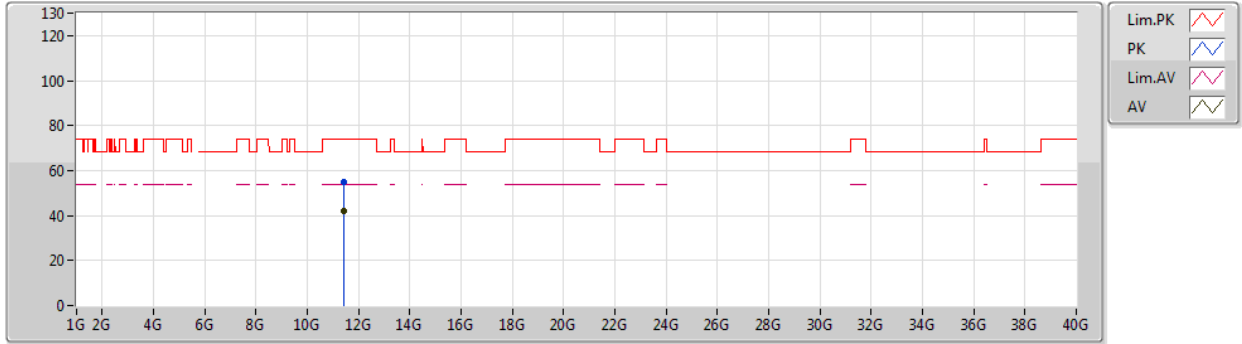
Type	Freq (Hz)	Level (dBuV/m)	Limit (dBuV/m)	Margin (dB)	Factor (dB)	Dist (m)	Condition	Azimuth (°)	Height (m)	Comment	Raw (dBuV)	AF (dB)	CL (dB)	PA (dB)
AV	5.6992G	96.51	Inf	-Inf	8.09	3	Horizontal	282	2.32	-	88.42	31.80	10.36	34.07
PK	5.6996G	103.47	Inf	-Inf	8.09	3	Horizontal	282	2.32	-	95.38	31.80	10.36	34.07
PK	5.726G	68.08	68.20	-0.12	8.21	3	Horizontal	282	2.32	-	59.87	31.88	10.40	34.07



802.11a_Nss1,(6Mbps)_1TX

01/11/2019

5700MHz_TX



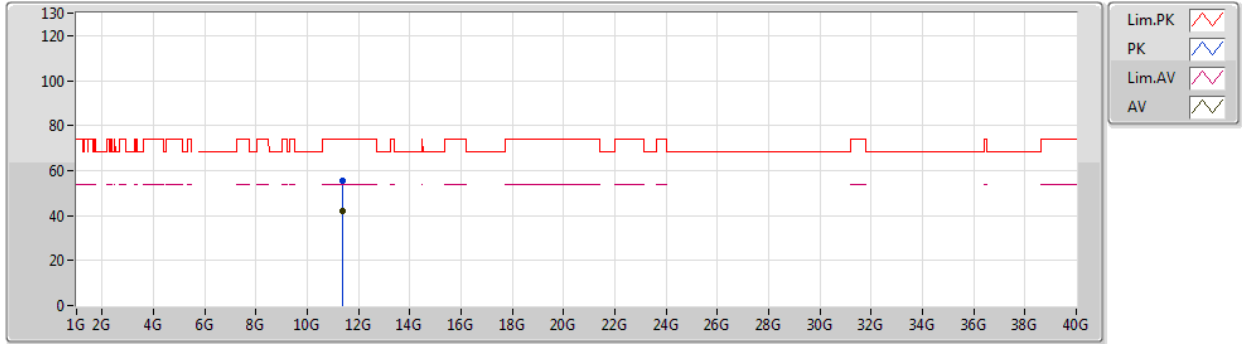
Type	Freq (Hz)	Level (dBuV/m)	Limit (dBuV/m)	Margin (dB)	Factor (dB)	Dist (m)	Condition	Azimuth (°)	Height (m)	Comment	Raw (dBuV)	AF (dB)	CL (dB)	PA (dB)
AV	11.40186G	42.01	54.00	-11.99	16.45	3	Vertical	32	1.01	-	25.56	39.72	10.64	33.91
PK	11.4036G	55.05	74.00	-18.95	16.45	3	Vertical	32	1.01	-	38.60	39.72	10.64	33.91



802.11a_Nss1,(6Mbps)_1TX

01/11/2019

5700MHz_TX

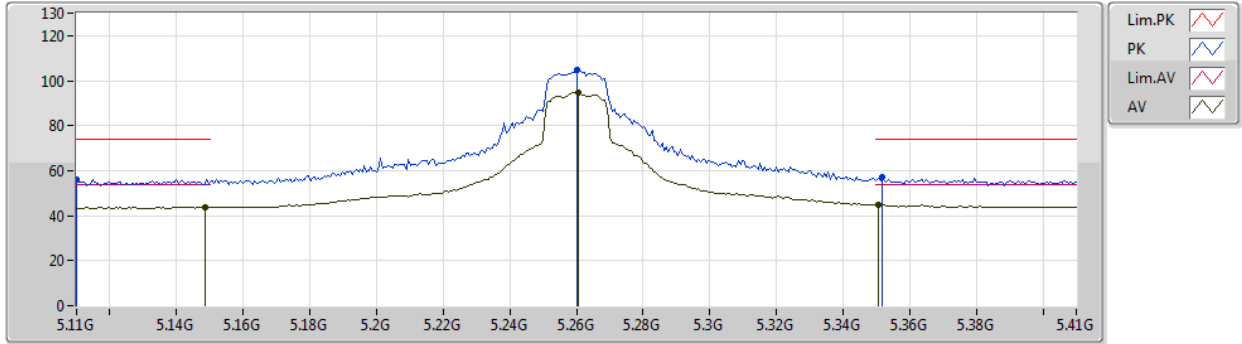


Type	Freq (Hz)	Level (dBuV/m)	Limit (dBuV/m)	Margin (dB)	Factor (dB)	Dist (m)	Condition	Azimuth (°)	Height (m)	Comment	Raw (dBuV)	AF (dB)	CL (dB)	PA (dB)
AV	11.4009G	42.29	54.00	-11.71	16.45	3	Horizontal	338	1.00	-	25.84	39.72	10.64	33.91
PK	11.40036G	55.36	74.00	-18.64	16.45	3	Horizontal	338	1.00	-	38.91	39.72	10.64	33.91

802.11n HT20_Nss1,(MCS0)_1TX

01/11/2019

5260MHz_TX

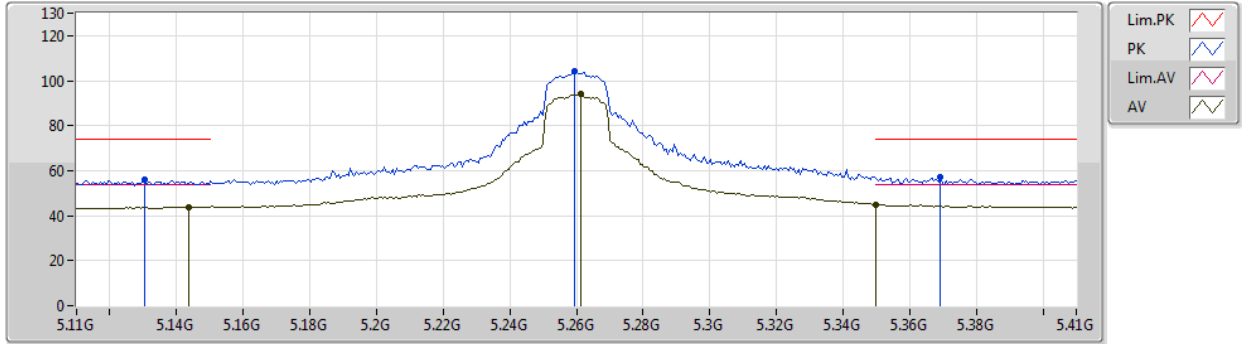


Type	Freq (Hz)	Level (dBuV/m)	Limit (dBuV/m)	Margin (dB)	Factor (dB)	Dist (m)	Condition	Azimuth (°)	Height (m)	Comment	Raw (dBuV)	AF (dB)	CL (dB)	PA (dB)
AV	5.1484G	43.77	54.00	-10.23	4.96	3	Vertical	219	2.42	-	38.81	31.76	7.03	33.83
AV	5.2606G	94.96	Inf	-Inf	5.12	3	Vertical	219	2.42	-	89.84	31.80	7.18	33.86
AV	5.3506G	44.92	54.00	-9.08	5.24	3	Vertical	219	2.42	-	39.68	31.84	7.29	33.89
PK	5.11G	55.93	74.00	-18.07	4.91	3	Vertical	219	2.42	-	51.02	31.74	6.99	33.82
PK	5.26G	104.54	Inf	-Inf	5.11	3	Vertical	219	2.42	-	99.43	31.80	7.17	33.86
PK	5.3518G	57.40	74.00	-16.60	5.24	3	Vertical	219	2.42	-	52.16	31.84	7.29	33.89

802.11n HT20_Nss1,(MCS0)_1TX

01/11/2019

5260MHz_TX



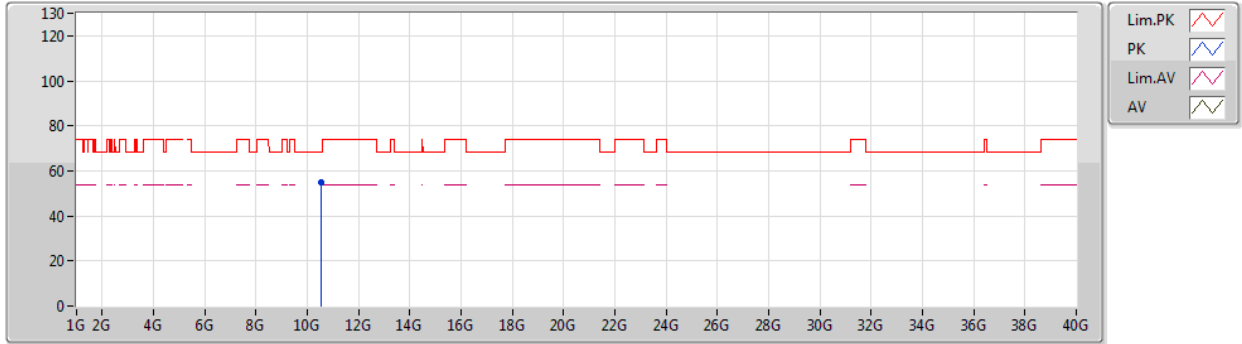
Type	Freq (Hz)	Level (dBuV/m)	Limit (dBuV/m)	Margin (dB)	Factor (dB)	Dist (m)	Condition	Azimuth (°)	Height (m)	Comment	Raw (dBuV)	AF (dB)	CL (dB)	PA (dB)
AV	5.1436G	43.90	54.00	-10.10	4.96	3	Horizontal	4	2.46	-	38.94	31.76	7.03	33.83
AV	5.2612G	94.04	Inf	-Inf	5.12	3	Horizontal	4	2.46	-	88.92	31.80	7.18	33.86
AV	5.35G	44.87	54.00	-9.13	5.24	3	Horizontal	4	2.46	-	39.63	31.84	7.29	33.89
PK	5.1304G	56.07	74.00	-17.93	4.93	3	Horizontal	4	2.46	-	51.14	31.75	7.01	33.83
PK	5.2594G	104.19	Inf	-Inf	5.11	3	Horizontal	4	2.46	-	99.08	31.80	7.17	33.86
PK	5.3692G	57.29	74.00	-16.71	5.27	3	Horizontal	4	2.46	-	52.02	31.85	7.31	33.89



802.11n HT20_Nss1,(MCS0)_1TX

01/11/2019

5260MHz_TX



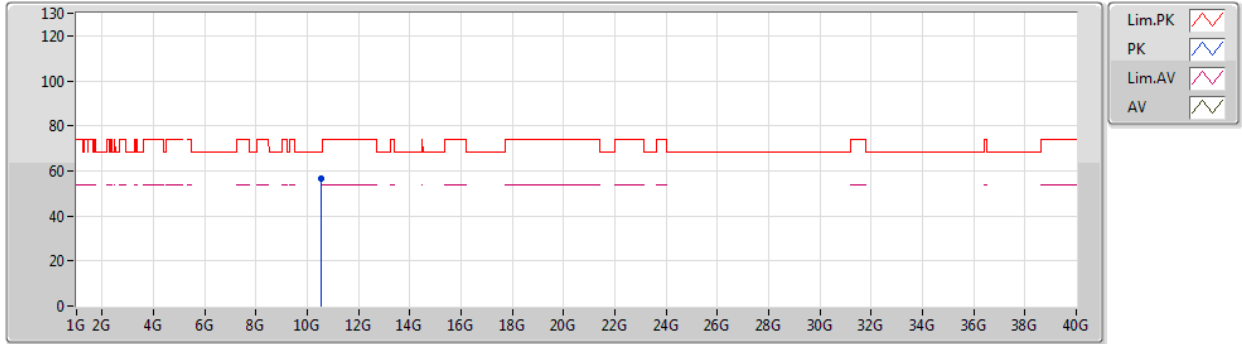
Type	Freq (Hz)	Level (dBuV/m)	Limit (dBuV/m)	Margin (dB)	Factor (dB)	Dist (m)	Condition	Azimuth (°)	Height (m)	Comment	Raw (dBuV)	AF (dB)	CL (dB)	PA (dB)
PK	10.51952G	54.97	68.20	-13.23	15.75	3	Vertical	202	1.16	-	39.22	39.58	10.36	34.19



802.11n HT20_Nss1,(MCS0)_1TX

01/11/2019

5260MHz_TX

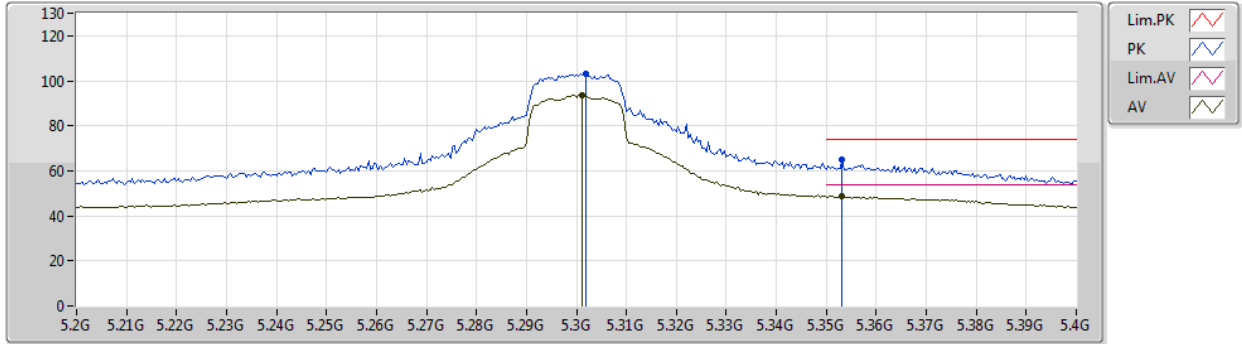


Type	Freq (Hz)	Level (dBuV/m)	Limit (dBuV/m)	Margin (dB)	Factor (dB)	Dist (m)	Condition	Azimuth (°)	Height (m)	Comment	Raw (dBuV)	AF (dB)	CL (dB)	PA (dB)
PK	10.52024G	56.35	68.20	-11.85	15.75	3	Horizontal	336	1.10	-	40.60	39.58	10.36	34.19

802.11n HT20_Nss1,(MCS0)_1TX

01/11/2019

5300MHz_TX

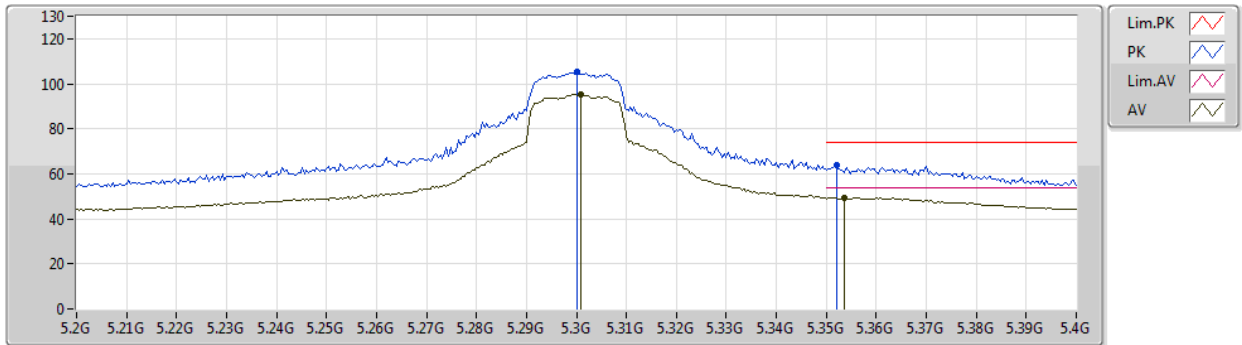


Type	Freq (Hz)	Level (dBuV/m)	Limit (dBuV/m)	Margin (dB)	Factor (dB)	Dist (m)	Condition	Azimuth (°)	Height (m)	Comment	Raw (dBuV)	AF (dB)	CL (dB)	PA (dB)
AV	5.3012G	93.68	Inf	-Inf	5.18	3	Vertical	278	1.25	-	88.50	31.82	7.23	33.87
AV	5.3532G	48.49	54.00	-5.51	5.24	3	Vertical	278	1.25	-	43.25	31.84	7.29	33.89
PK	5.302G	103.26	Inf	-Inf	5.18	3	Vertical	278	1.25	-	98.08	31.82	7.23	33.87
PK	5.3532G	65.01	74.00	-8.99	5.24	3	Vertical	278	1.25	-	59.77	31.84	7.29	33.89

802.11n HT20_Nss1,(MCS0)_1TX

01/11/2019

5300MHz_TX



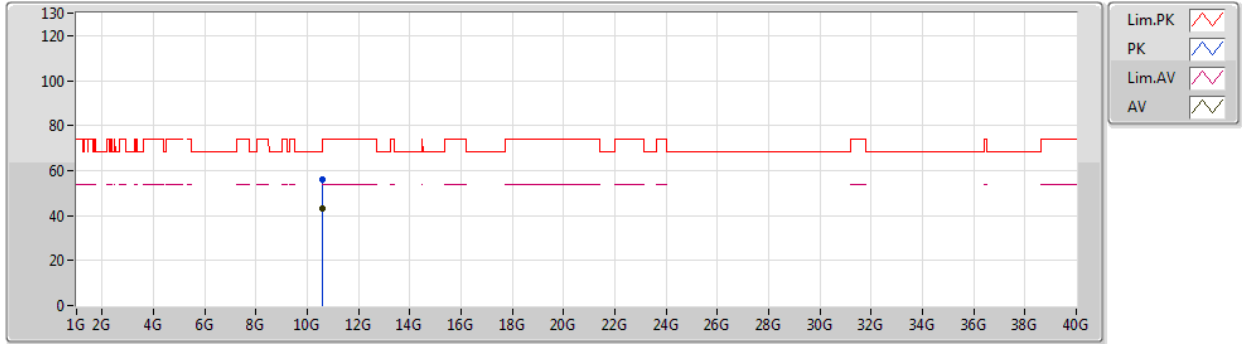
Type	Freq (Hz)	Level (dBuV/m)	Limit (dBuV/m)	Margin (dB)	Factor (dB)	Dist (m)	Condition	Azimuth (°)	Height (m)	Comment	Raw (dBuV)	AF (dB)	CL (dB)	PA (dB)
AV	5.3008G	95.32	Inf	-Inf	5.18	3	Horizontal	13	2.47	-	90.14	31.82	7.23	33.87
AV	5.3536G	49.29	54.00	-4.71	5.24	3	Horizontal	13	2.47	-	44.05	31.84	7.29	33.89
PK	5.3G	105.16	Inf	-Inf	5.17	3	Horizontal	13	2.47	-	99.99	31.82	7.22	33.87
PK	5.352G	63.60	74.00	-10.40	5.24	3	Horizontal	13	2.47	-	58.36	31.84	7.29	33.89



802.11n HT20_Nss1,(MCS0)_1TX

01/11/2019

5300MHz_TX



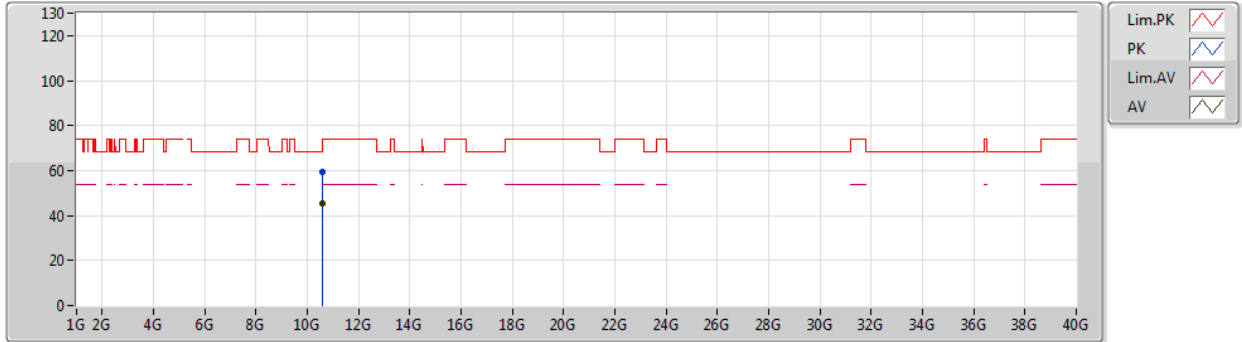
Type	Freq (Hz)	Level (dBuV/m)	Limit (dBuV/m)	Margin (dB)	Factor (dB)	Dist (m)	Condition	Azimuth (°)	Height (m)	Comment	Raw (dBuV)	AF (dB)	CL (dB)	PA (dB)
AV	10.60174G	43.11	54.00	-10.89	15.92	3	Vertical	50	2.16	-	27.19	39.68	10.37	34.13
PK	10.59754G	56.22	68.20	-11.98	15.92	3	Vertical	50	2.16	-	40.30	39.68	10.37	34.13



802.11n HT20_Nss1,(MCS0)_1TX

01/11/2019

5300MHz_TX

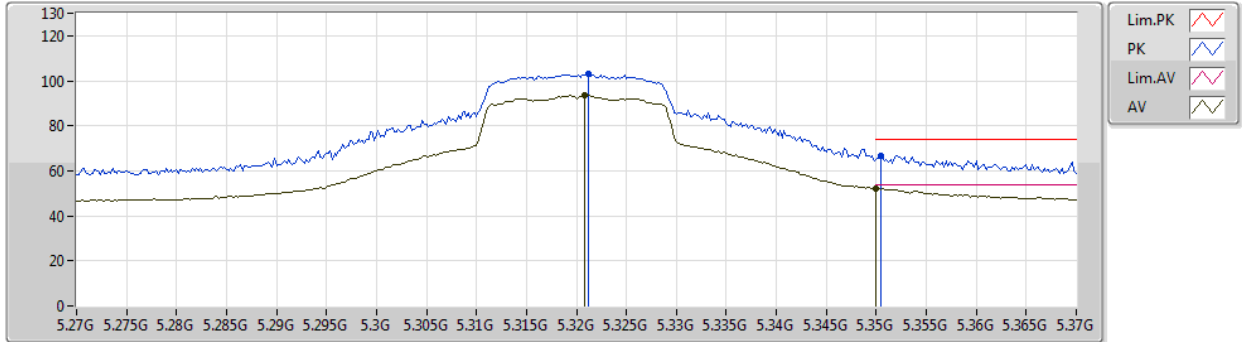


Type	Freq (Hz)	Level (dBuV/m)	Limit (dBuV/m)	Margin (dB)	Factor (dB)	Dist (m)	Condition	Azimuth (°)	Height (m)	Comment	Raw (dBuV)	AF (dB)	CL (dB)	PA (dB)
AV	10.60312G	45.16	54.00	-8.84	15.92	3	Horizontal	338	1.03	-	29.24	39.68	10.37	34.13
PK	10.60144G	59.19	74.00	-14.81	15.92	3	Horizontal	338	1.03	-	43.27	39.68	10.37	34.13

802.11n HT20_Nss1,(MCS0)_1TX

01/11/2019

5320MHz_TX



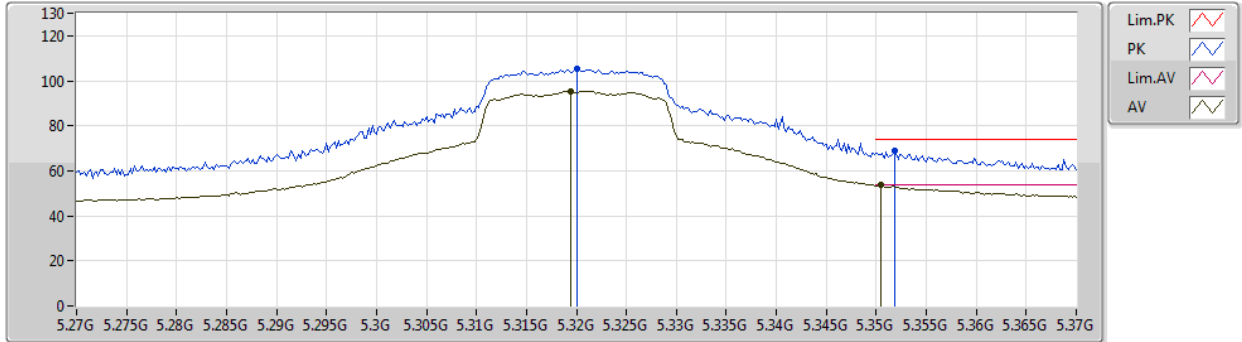
Type	Freq (Hz)	Level (dBuV/m)	Limit (dBuV/m)	Margin (dB)	Factor (dB)	Dist (m)	Condition	Azimuth (°)	Height (m)	Comment	Raw (dBuV)	AF (dB)	CL (dB)	PA (dB)
AV	5.3208G	93.53	Inf	-Inf	5.20	3	Vertical	279	1.20	-	88.33	31.83	7.25	33.88
AV	5.35G	52.12	54.00	-1.88	5.24	3	Vertical	279	1.20	-	46.88	31.84	7.29	33.89
PK	5.3212G	103.04	Inf	-Inf	5.20	3	Vertical	279	1.20	-	97.84	31.83	7.25	33.88
PK	5.3504G	66.77	74.00	-7.23	5.24	3	Vertical	279	1.20	-	61.53	31.84	7.29	33.89



802.11n HT20_Nss1,(MCS0)_1TX

01/11/2019

5320MHz_TX

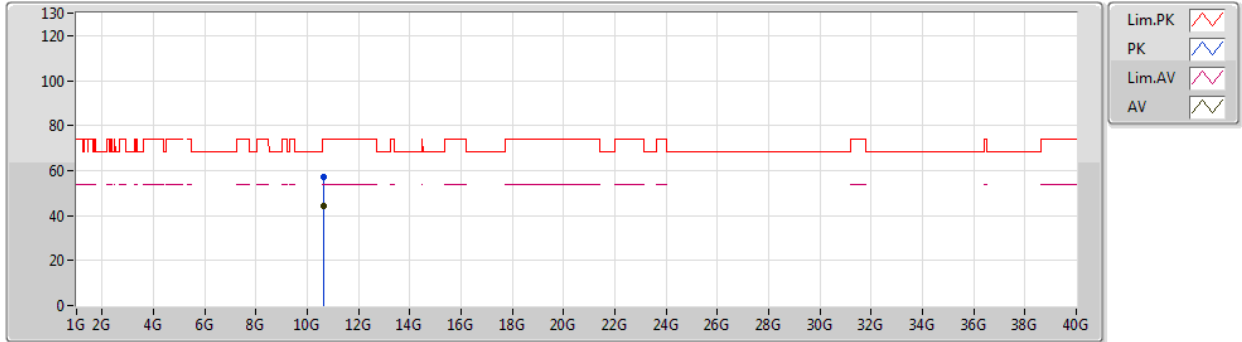


Type	Freq (Hz)	Level (dBuV/m)	Limit (dBuV/m)	Margin (dB)	Factor (dB)	Dist (m)	Condition	Azimuth (°)	Height (m)	Comment	Raw (dBuV)	AF (dB)	CL (dB)	PA (dB)
AV	5.3194G	95.45	Inf	-Inf	5.20	3	Horizontal	10	3.00	-	90.25	31.83	7.25	33.88
AV	5.3504G	53.64	54.00	-0.36	5.24	3	Horizontal	10	3.00	-	48.40	31.84	7.29	33.89
PK	5.32G	105.18	Inf	-Inf	5.20	3	Horizontal	10	3.00	-	99.98	31.83	7.25	33.88
PK	5.3518G	68.76	74.00	-5.24	5.24	3	Horizontal	10	3.00	-	63.52	31.84	7.29	33.89

802.11n HT20_Nss1,(MCS0)_1TX

01/11/2019

5320MHz_TX



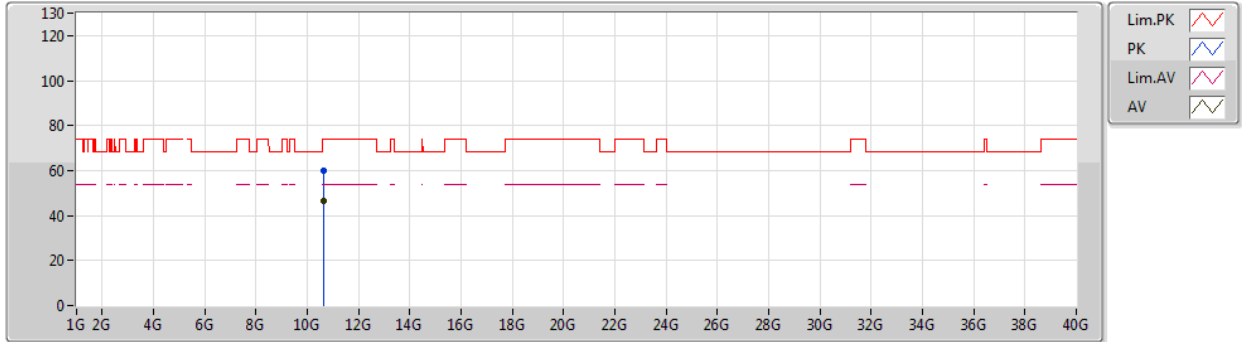
Type	Freq (Hz)	Level (dBuV/m)	Limit (dBuV/m)	Margin (dB)	Factor (dB)	Dist (m)	Condition	Azimuth (°)	Height (m)	Comment	Raw (dBuV)	AF (dB)	CL (dB)	PA (dB)
AV	10.64114G	44.31	54.00	-9.69	16.01	3	Vertical	48	2.12	-	28.30	39.73	10.38	34.10
PK	10.63862G	57.16	74.00	-16.84	16.01	3	Vertical	48	2.12	-	41.15	39.73	10.38	34.10



802.11n HT20_Nss1,(MCS0)_1TX

01/11/2019

5320MHz_TX

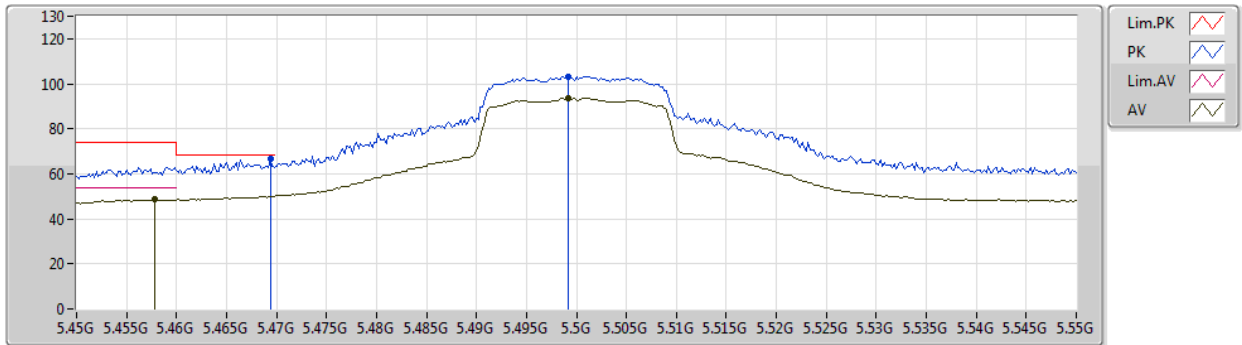


Type	Freq (Hz)	Level (dBuV/m)	Limit (dBuV/m)	Margin (dB)	Factor (dB)	Dist (m)	Condition	Azimuth (°)	Height (m)	Comment	Raw (dBuV)	AF (dB)	CL (dB)	PA (dB)
AV	10.64066G	46.28	54.00	-7.72	16.01	3	Horizontal	338	0.99	-	30.27	39.73	10.38	34.10
PK	10.63808G	59.76	74.00	-14.24	16.01	3	Horizontal	338	0.99	-	43.75	39.73	10.38	34.10

802.11n HT20_Nss1,(MCS0)_1TX

01/11/2019

5500MHz_TX

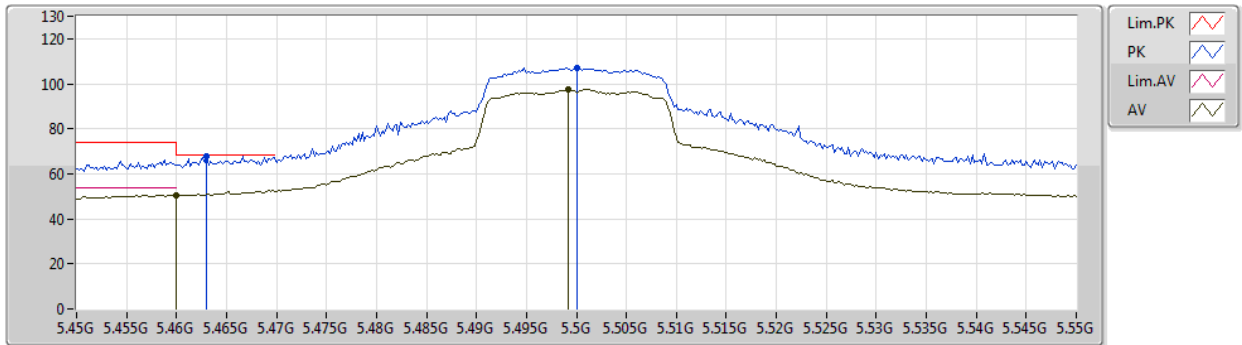


Type	Freq (Hz)	Level (dBuV/m)	Limit (dBuV/m)	Margin (dB)	Factor (dB)	Dist (m)	Condition	Azimuth (°)	Height (m)	Comment	Raw (dBuV)	AF (dB)	CL (dB)	PA (dB)
AV	5.4578G	48.50	54.00	-5.50	5.39	3	Vertical	278	1.29	-	43.11	31.88	7.42	33.91
AV	5.4992G	93.68	Inf	-Inf	5.45	3	Vertical	278	1.29	-	88.23	31.90	7.47	33.92
PK	5.4694G	66.63	68.20	-1.57	5.42	3	Vertical	278	1.29	-	61.21	31.89	7.44	33.91
PK	5.4992G	103.22	Inf	-Inf	5.45	3	Vertical	278	1.29	-	97.77	31.90	7.47	33.92

802.11n HT20_Nss1,(MCS0)_1TX

01/11/2019

5500MHz_TX



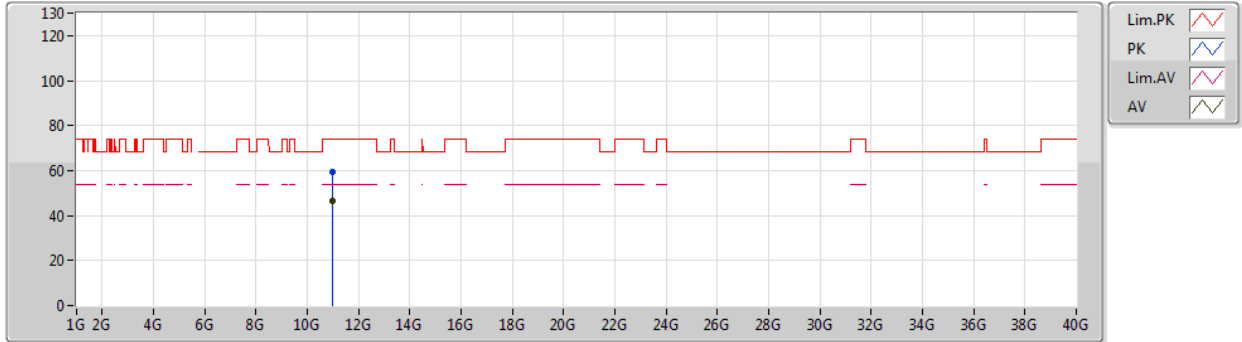
Type	Freq (Hz)	Level (dBuV/m)	Limit (dBuV/m)	Margin (dB)	Factor (dB)	Dist (m)	Condition	Azimuth (°)	Height (m)	Comment	Raw (dBuV)	AF (dB)	CL (dB)	PA (dB)
AV	5.46G	50.55	54.00	-3.45	5.40	3	Horizontal	6	2.84	-	45.15	31.88	7.43	33.91
AV	5.4992G	97.42	Inf	-Inf	5.45	3	Horizontal	6	2.84	-	91.97	31.90	7.47	33.92
PK	5.463G	68.04	68.20	-0.16	5.41	3	Horizontal	6	2.84	-	62.63	31.89	7.43	33.91
PK	5.5G	107.26	Inf	-Inf	5.46	3	Horizontal	6	2.84	-	101.80	31.90	7.48	33.92



802.11n HT20_Nss1,(MCS0)_1TX

01/11/2019

5500MHz_TX



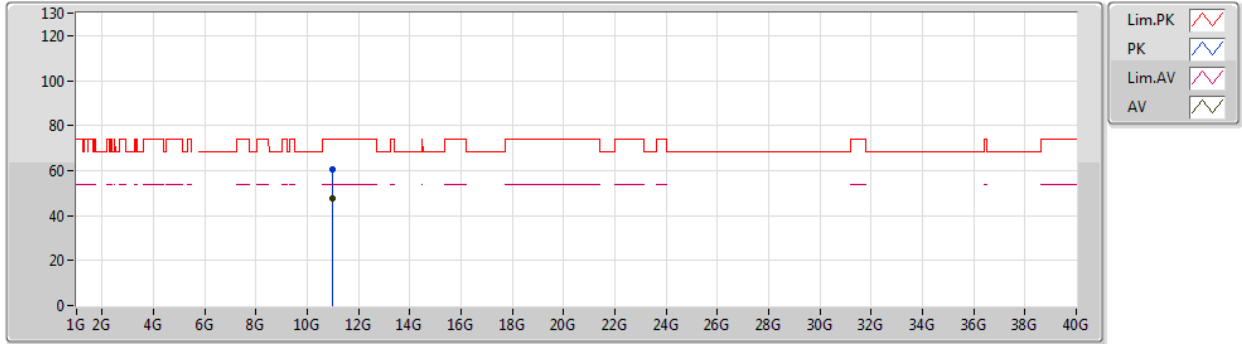
Type	Freq (Hz)	Level (dBuV/m)	Limit (dBuV/m)	Margin (dB)	Factor (dB)	Dist (m)	Condition	Azimuth (°)	Height (m)	Comment	Raw (dBuV)	AF (dB)	CL (dB)	PA (dB)
AV	11.00072G	46.55	54.00	-7.45	16.79	3	Vertical	43	1.26	-	29.76	40.20	10.44	33.85
PK	11.0006G	59.61	74.00	-14.39	16.79	3	Vertical	43	1.26	-	42.82	40.20	10.44	33.85



802.11n HT20_Nss1,(MCS0)_1TX

01/11/2019

5500MHz_TX

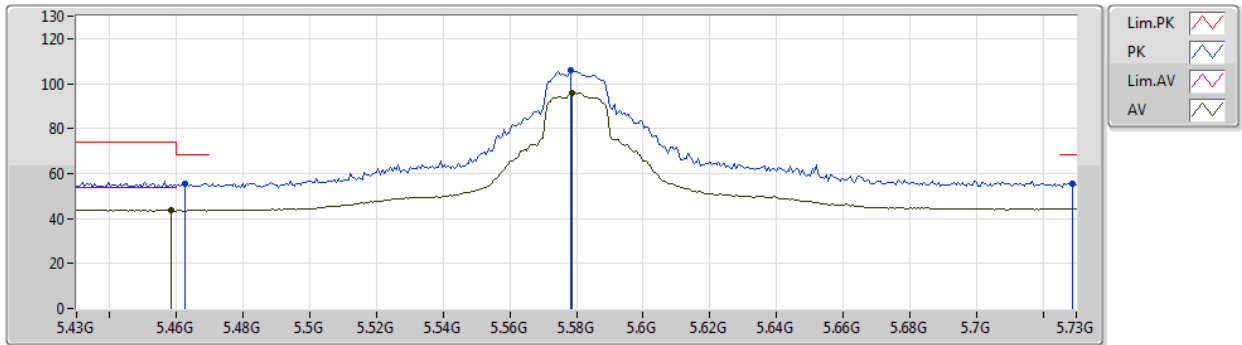


Type	Freq (Hz)	Level (dBuV/m)	Limit (dBuV/m)	Margin (dB)	Factor (dB)	Dist (m)	Condition	Azimuth (°)	Height (m)	Comment	Raw (dBuV)	AF (dB)	CL (dB)	PA (dB)
AV	10.99874G	47.41	54.00	-6.59	16.79	3	Horizontal	335	1.02	-	30.62	40.20	10.44	33.85
PK	11.00402G	60.36	74.00	-13.64	16.79	3	Horizontal	335	1.02	-	43.57	40.20	10.44	33.85

802.11n HT20_Nss1,(MCS0)_1TX

01/11/2019

5580MHz_TX

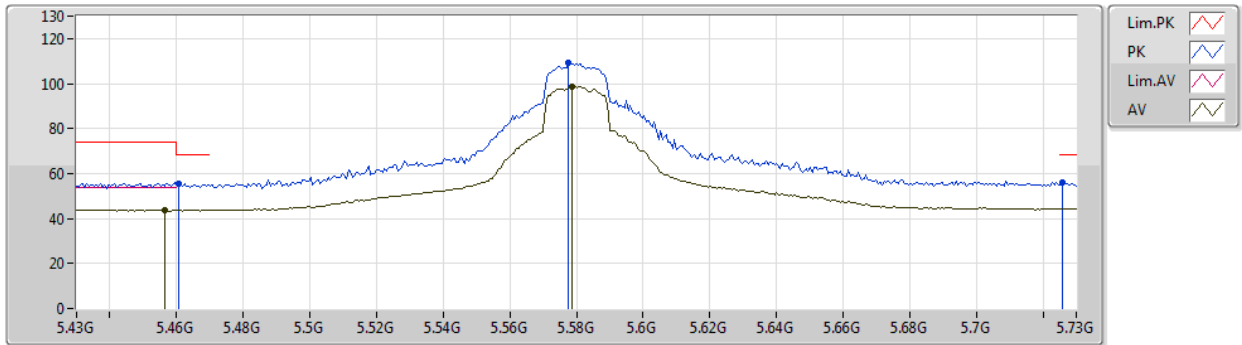


Type	Freq (Hz)	Level (dBuV/m)	Limit (dBuV/m)	Margin (dB)	Factor (dB)	Dist (m)	Condition	Azimuth (°)	Height (m)	Comment	Raw (dBuV)	AF (dB)	CL (dB)	PA (dB)
AV	5.4582G	43.84	54.00	-10.16	5.39	3	Vertical	277	1.42	-	38.45	31.88	7.42	33.91
AV	5.5788G	95.84	Inf	-Inf	5.60	3	Vertical	277	1.42	-	90.24	32.01	7.53	33.94
PK	5.4624G	55.51	68.20	-12.69	5.40	3	Vertical	277	1.42	-	50.11	31.88	7.43	33.91
PK	5.5782G	105.67	Inf	-Inf	5.60	3	Vertical	277	1.42	-	100.07	32.01	7.53	33.94
PK	5.7288G	55.68	68.20	-12.52	5.88	3	Vertical	277	1.42	-	49.80	32.22	7.62	33.96

802.11n HT20_Nss1,(MCS0)_1TX

01/11/2019

5580MHz_TX

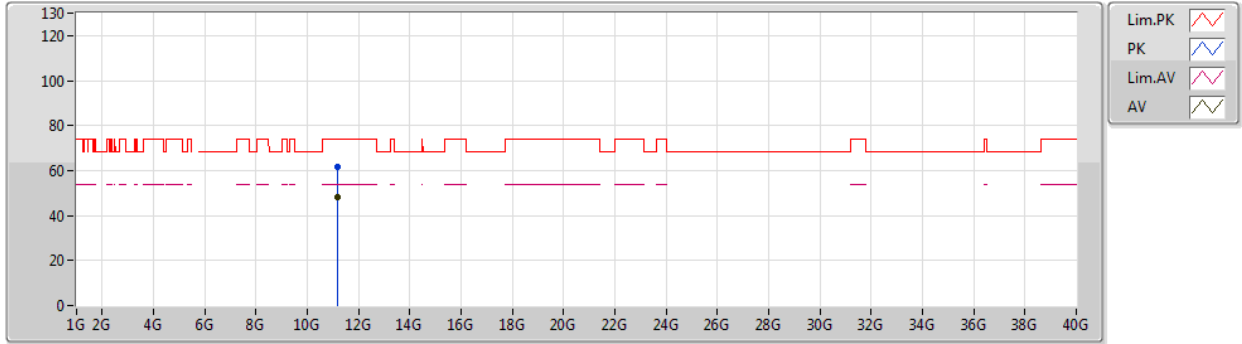


Type	Freq (Hz)	Level (dBuV/m)	Limit (dBuV/m)	Margin (dB)	Factor (dB)	Dist (m)	Condition	Azimuth (°)	Height (m)	Comment	Raw (dBuV)	AF (dB)	CL (dB)	PA (dB)
AV	5.4564G	43.90	54.00	-10.10	5.39	3	Horizontal	279	1.35	-	38.51	31.88	7.42	33.91
AV	5.5788G	98.88	Inf	-Inf	5.60	3	Horizontal	279	1.35	-	93.28	32.01	7.53	33.94
PK	5.4606G	55.45	68.20	-12.75	5.40	3	Horizontal	279	1.35	-	50.05	31.88	7.43	33.91
PK	5.5776G	109.44	Inf	-Inf	5.60	3	Horizontal	279	1.35	-	103.84	32.01	7.53	33.94
PK	5.7258G	55.93	68.20	-12.27	5.88	3	Horizontal	279	1.35	-	50.05	32.22	7.62	33.96

802.11n HT20_Nss1,(MCS0)_1TX

01/11/2019

5580MHz_TX



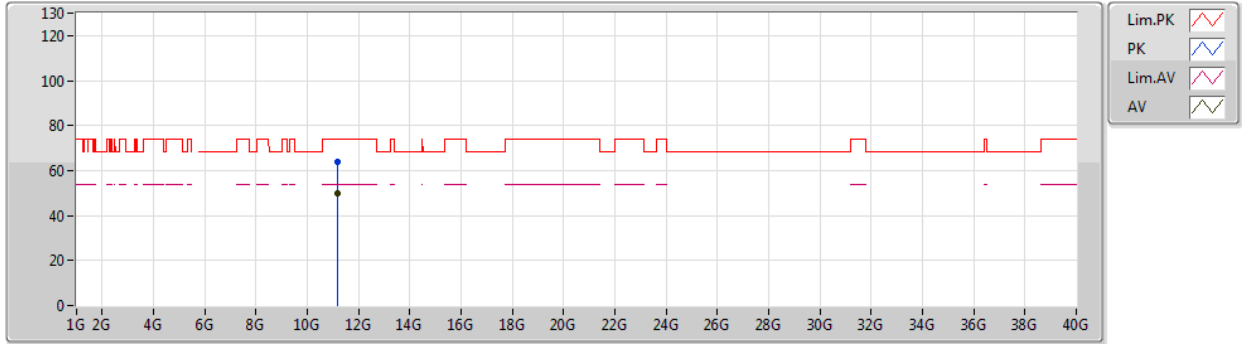
Type	Freq (Hz)	Level (dBuV/m)	Limit (dBuV/m)	Margin (dB)	Factor (dB)	Dist (m)	Condition	Azimuth (°)	Height (m)	Comment	Raw (dBuV)	AF (dB)	CL (dB)	PA (dB)
AV	11.16024G	48.24	54.00	-5.76	16.65	3	Vertical	57	1.14	-	31.59	40.01	10.52	33.88
PK	11.16006G	61.71	74.00	-12.29	16.65	3	Vertical	57	1.14	-	45.06	40.01	10.52	33.88



802.11n HT20_Nss1,(MCS0)_1TX

01/11/2019

5580MHz_TX

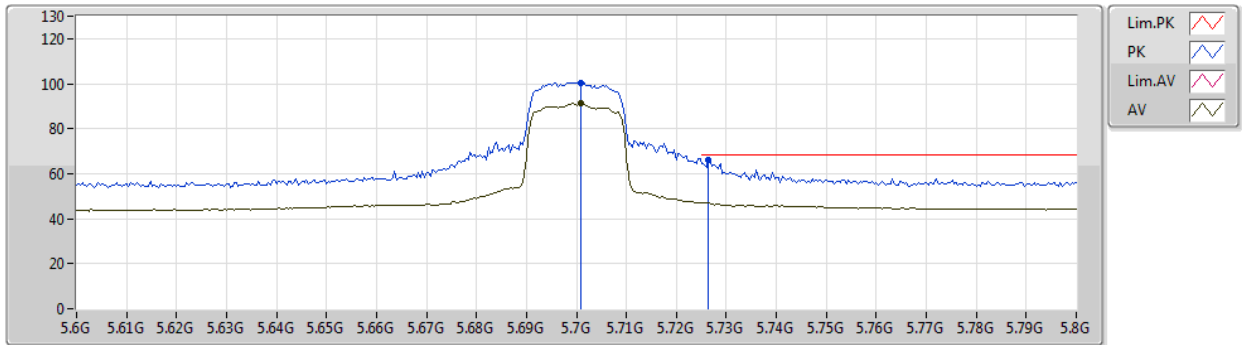


Type	Freq (Hz)	Level (dBuV/m)	Limit (dBuV/m)	Margin (dB)	Factor (dB)	Dist (m)	Condition	Azimuth (°)	Height (m)	Comment	Raw (dBuV)	AF (dB)	CL (dB)	PA (dB)
AV	11.16048G	50.03	54.00	-3.97	16.65	3	Horizontal	334	1.00	-	33.38	40.01	10.52	33.88
PK	11.16216G	63.75	74.00	-10.25	16.65	3	Horizontal	334	1.00	-	47.10	40.01	10.52	33.88

802.11n HT20_Nss1,(MCS0)_1TX

01/11/2019

5700MHz_TX



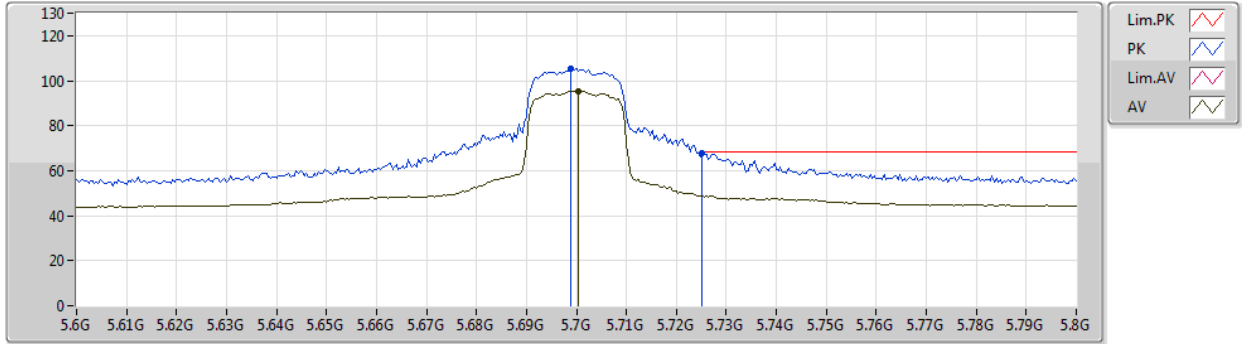
Type	Freq (Hz)	Level (dBuV/m)	Limit (dBuV/m)	Margin (dB)	Factor (dB)	Dist (m)	Condition	Azimuth (°)	Height (m)	Comment	Raw (dBuV)	AF (dB)	CL (dB)	PA (dB)
AV	5.7008G	91.08	Inf	-Inf	5.84	3	Vertical	277	1.00	-	85.24	32.18	7.61	33.95
PK	5.7008G	100.55	Inf	-Inf	5.84	3	Vertical	277	1.00	-	94.71	32.18	7.61	33.95
PK	5.7264G	65.95	68.20	-2.25	5.88	3	Vertical	277	1.00	-	60.07	32.22	7.62	33.96



802.11n HT20_Nss1,(MCS0)_1TX

01/11/2019

5700MHz_TX



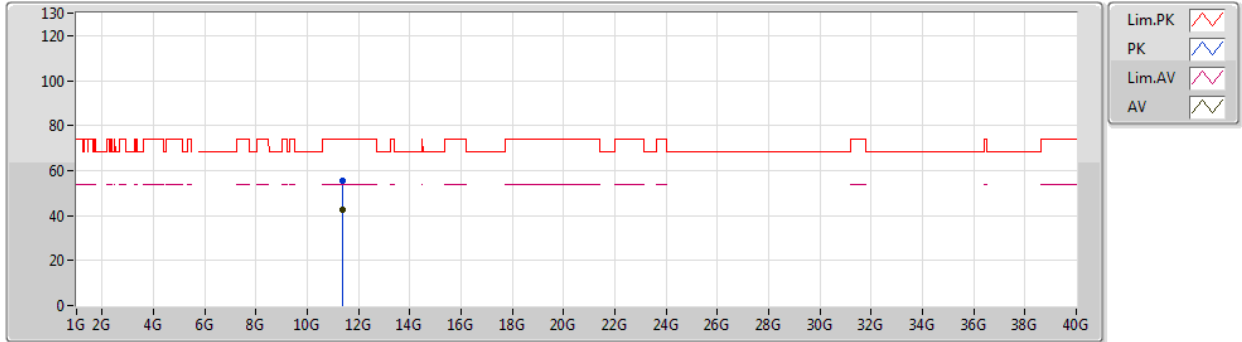
Type	Freq (Hz)	Level (dBuV/m)	Limit (dBuV/m)	Margin (dB)	Factor (dB)	Dist (m)	Condition	Azimuth (°)	Height (m)	Comment	Raw (dBuV)	AF (dB)	CL (dB)	PA (dB)
AV	5.7004G	95.51	Inf	-Inf	5.84	3	Horizontal	42	1.00	-	89.67	32.18	7.61	33.95
PK	5.6988G	105.46	Inf	-Inf	5.83	3	Horizontal	42	1.00	-	99.63	32.18	7.60	33.95
PK	5.7252G	67.97	68.20	-0.23	5.88	3	Horizontal	42	1.00	-	62.09	32.22	7.62	33.96



802.11n HT20_Nss1,(MCS0)_1TX

01/11/2019

5700MHz_TX



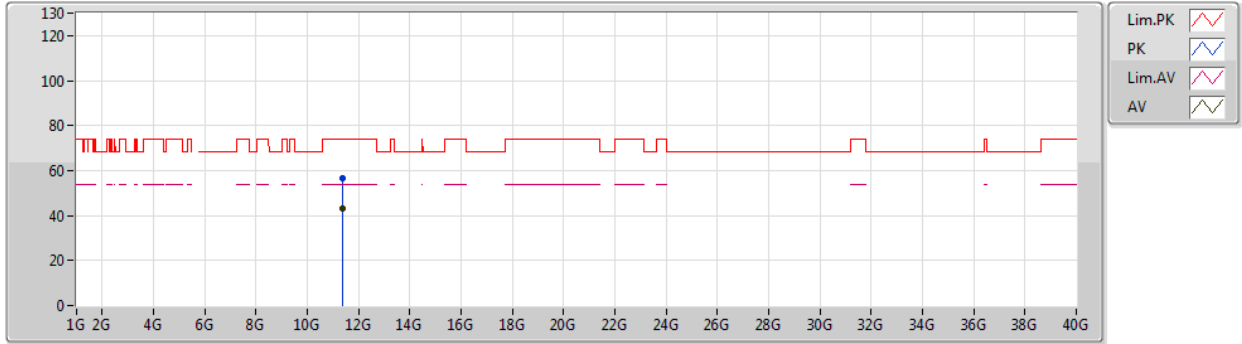
Type	Freq (Hz)	Level (dBuV/m)	Limit (dBuV/m)	Margin (dB)	Factor (dB)	Dist (m)	Condition	Azimuth (°)	Height (m)	Comment	Raw (dBuV)	AF (dB)	CL (dB)	PA (dB)
AV	11.4G	42.43	54.00	-11.57	16.45	3	Vertical	42	2.32	-	25.98	39.72	10.64	33.91
PK	11.39886G	55.74	74.00	-18.26	16.45	3	Vertical	42	2.32	-	39.29	39.72	10.64	33.91



802.11n HT20_Nss1,(MCS0)_1TX

01/11/2019

5700MHz_TX

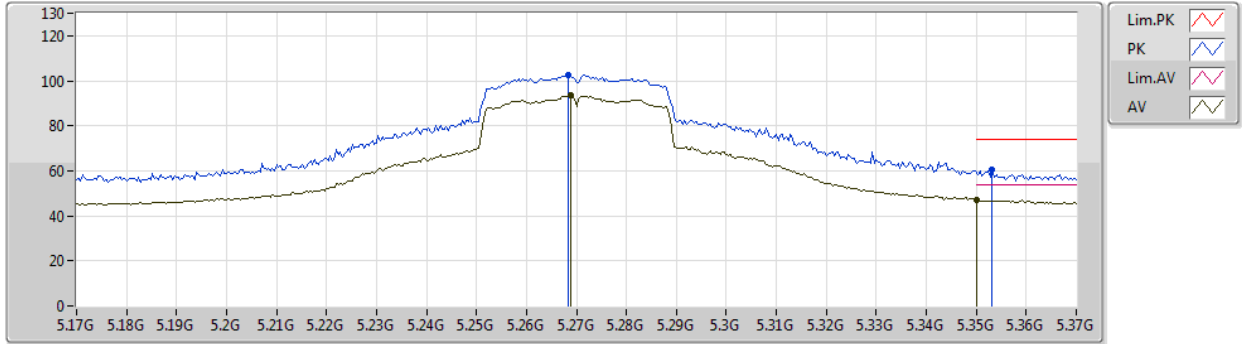


Type	Freq (Hz)	Level (dBuV/m)	Limit (dBuV/m)	Margin (dB)	Factor (dB)	Dist (m)	Condition	Azimuth (°)	Height (m)	Comment	Raw (dBuV)	AF (dB)	CL (dB)	PA (dB)
AV	11.4009G	43.39	54.00	-10.61	16.45	3	Horizontal	335	1.00	-	26.94	39.72	10.64	33.91
PK	11.39646G	56.38	74.00	-17.62	16.45	3	Horizontal	335	1.00	-	39.93	39.72	10.64	33.91

802.11n HT40_Nss1,(MCS0)_1TX

01/11/2019

5270MHz_TX

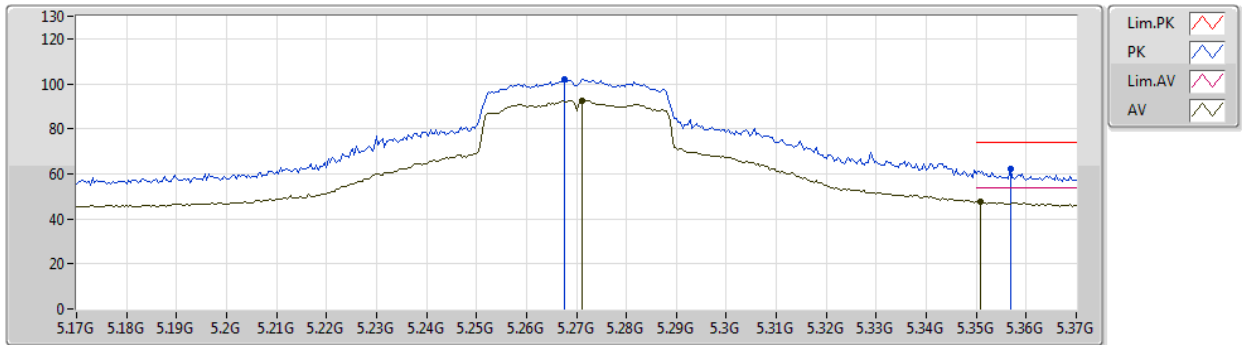


Type	Freq (Hz)	Level (dBuV/m)	Limit (dBuV/m)	Margin (dB)	Factor (dB)	Dist (m)	Condition	Azimuth (°)	Height (m)	Comment	Raw (dBuV)	AF (dB)	CL (dB)	PA (dB)
AV	5.2688G	93.42	Inf	-Inf	5.14	3	Vertical	221	2.53	-	88.28	31.81	7.19	33.86
AV	5.35G	47.16	54.00	-6.84	5.24	3	Vertical	221	2.53	-	41.92	31.84	7.29	33.89
PK	5.2684G	102.47	Inf	-Inf	5.14	3	Vertical	221	2.53	-	97.33	31.81	7.19	33.86
PK	5.3532G	60.25	74.00	-13.75	5.24	3	Vertical	221	2.53	-	55.01	31.84	7.29	33.89

802.11n HT40_Nss1,(MCS0)_1TX

01/11/2019

5270MHz_TX



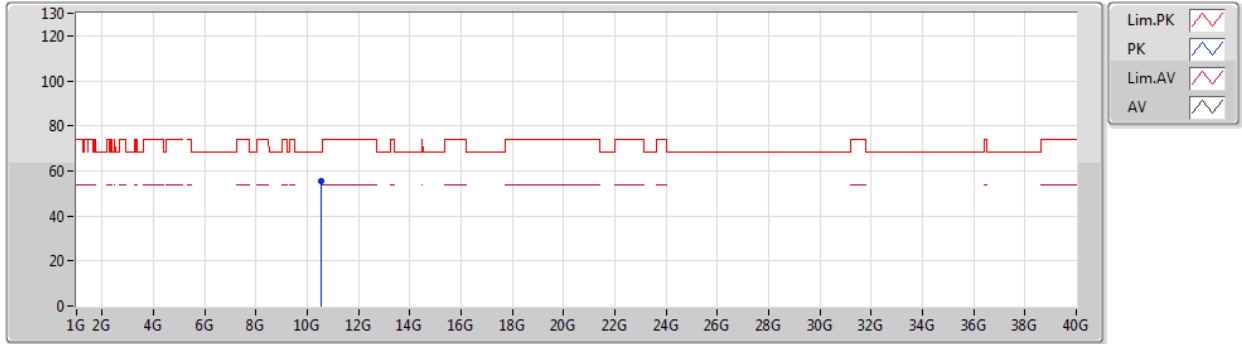
Type	Freq (Hz)	Level (dBuV/m)	Limit (dBuV/m)	Margin (dB)	Factor (dB)	Dist (m)	Condition	Azimuth (°)	Height (m)	Comment	Raw (dBuV)	AF (dB)	CL (dB)	PA (dB)
AV	5.2712G	92.70	Inf	-Inf	5.14	3	Horizontal	11	2.88	-	87.56	31.81	7.19	33.86
AV	5.3508G	47.83	54.00	-6.17	5.24	3	Horizontal	11	2.88	-	42.59	31.84	7.29	33.89
PK	5.2676G	101.91	Inf	-Inf	5.13	3	Horizontal	11	2.88	-	96.78	31.81	7.18	33.86
PK	5.3568G	62.09	74.00	-11.91	5.25	3	Horizontal	11	2.88	-	56.84	31.84	7.30	33.89



802.11n HT40_Nss1,(MCS0)_1TX

01/11/2019

5270MHz_TX



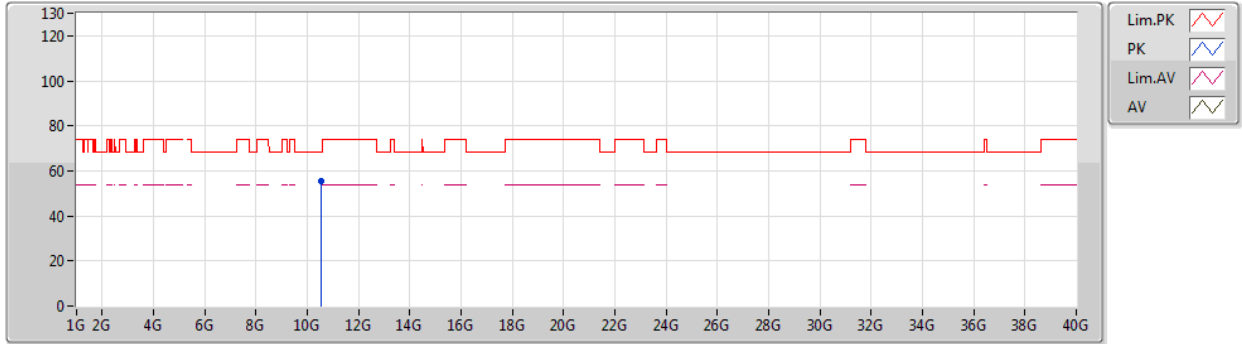
Type	Freq (Hz)	Level (dBuV/m)	Limit (dBuV/m)	Margin (dB)	Factor (dB)	Dist (m)	Condition	Azimuth (°)	Height (m)	Comment	Raw (dBuV)	AF (dB)	CL (dB)	PA (dB)
PK	10.53268G	55.29	68.20	-12.91	15.77	3	Vertical	200	2.16	-	39.52	39.59	10.36	34.18



802.11n HT40_Nss1,(MCS0)_1TX

01/11/2019

5270MHz_TX

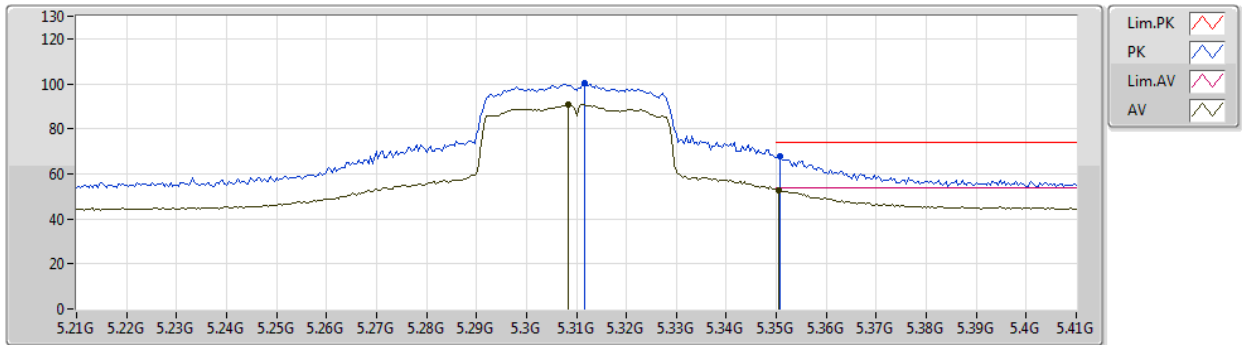


Type	Freq (Hz)	Level (dBuV/m)	Limit (dBuV/m)	Margin (dB)	Factor (dB)	Dist (m)	Condition	Azimuth (°)	Height (m)	Comment	Raw (dBuV)	AF (dB)	CL (dB)	PA (dB)
PK	10.53976G	55.29	68.20	-12.91	15.79	3	Horizontal	333	1.04	-	39.50	39.60	10.36	34.17

802.11n HT40_Nss1,(MCS0)_1TX

01/11/2019

5310MHz_TX



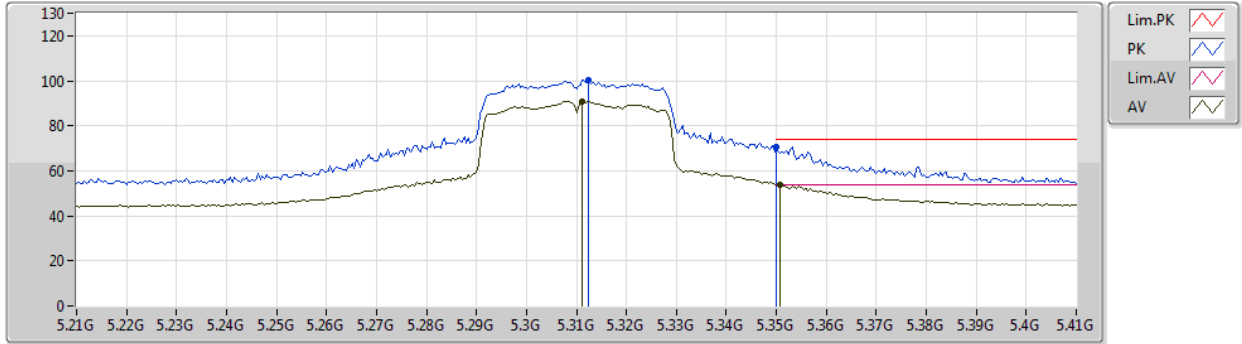
Type	Freq (Hz)	Level (dBuV/m)	Limit (dBuV/m)	Margin (dB)	Factor (dB)	Dist (m)	Condition	Azimuth (°)	Height (m)	Comment	Raw (dBuV)	AF (dB)	CL (dB)	PA (dB)
AV	5.3084G	90.70	Inf	-Inf	5.19	3	Vertical	223	2.64	-	85.51	31.82	7.24	33.87
AV	5.3504G	52.89	54.00	-1.11	5.24	3	Vertical	223	2.64	-	47.65	31.84	7.29	33.89
PK	5.3116G	100.36	Inf	-Inf	5.19	3	Vertical	223	2.64	-	95.17	31.82	7.24	33.87
PK	5.3508G	67.98	74.00	-6.02	5.24	3	Vertical	223	2.64	-	62.74	31.84	7.29	33.89



802.11n HT40_Nss1,(MCS0)_1TX

01/11/2019

5310MHz_TX



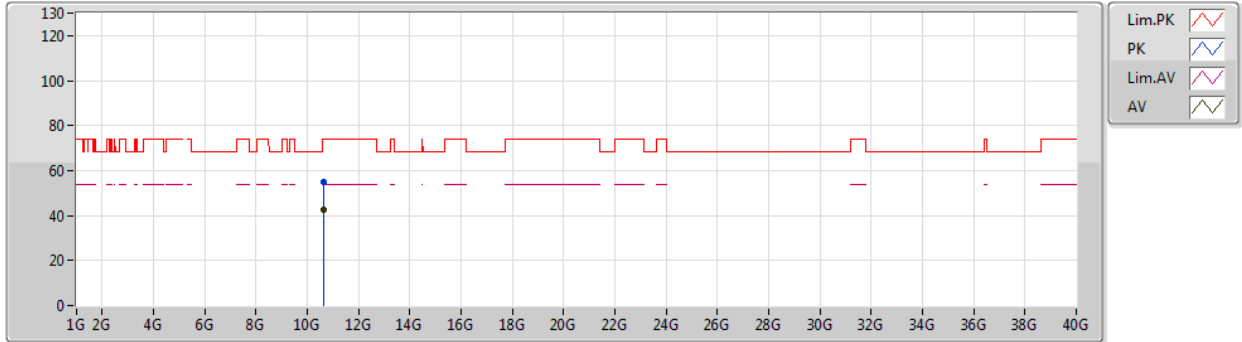
Type	Freq (Hz)	Level (dBuV/m)	Limit (dBuV/m)	Margin (dB)	Factor (dB)	Dist (m)	Condition	Azimuth (°)	Height (m)	Comment	Raw (dBuV)	AF (dB)	CL (dB)	PA (dB)
AV	5.3112G	90.93	Inf	-Inf	5.19	3	Horizontal	10	3.00	-	85.74	31.82	7.24	33.87
AV	5.3508G	53.87	54.00	-0.13	5.24	3	Horizontal	10	3.00	-	48.63	31.84	7.29	33.89
PK	5.3124G	100.36	Inf	-Inf	5.19	3	Horizontal	10	3.00	-	95.17	31.82	7.24	33.87
PK	5.35G	70.72	74.00	-3.28	5.24	3	Horizontal	10	3.00	-	65.48	31.84	7.29	33.89



802.11n HT40_Nss1,(MCS0)_1TX

01/11/2019

5310MHz_TX



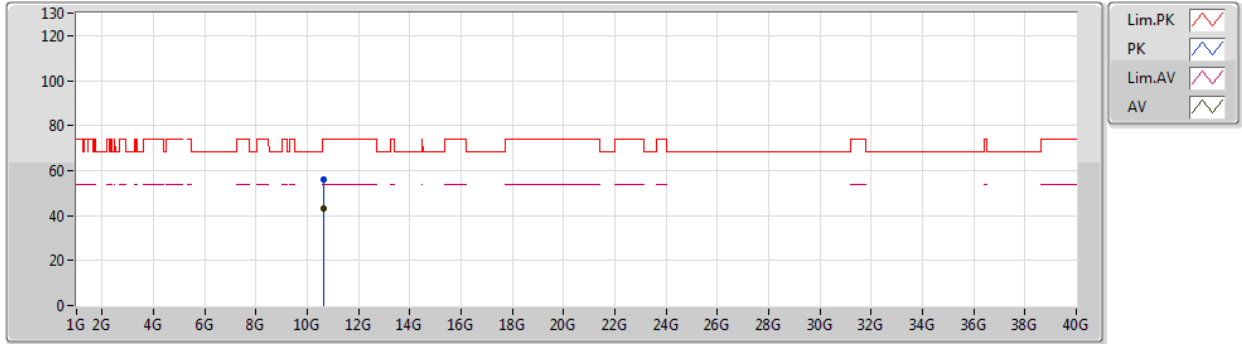
Type	Freq (Hz)	Level (dBuV/m)	Limit (dBuV/m)	Margin (dB)	Factor (dB)	Dist (m)	Condition	Azimuth (°)	Height (m)	Comment	Raw (dBuV)	AF (dB)	CL (dB)	PA (dB)
AV	10.6209G	42.45	54.00	-11.55	15.96	3	Vertical	48	1.96	-	26.49	39.71	10.37	34.12
PK	10.62612G	54.93	74.00	-19.07	15.98	3	Vertical	48	1.96	-	38.95	39.71	10.38	34.11



802.11n HT40_Nss1,(MCS0)_1TX

01/11/2019

5310MHz_TX



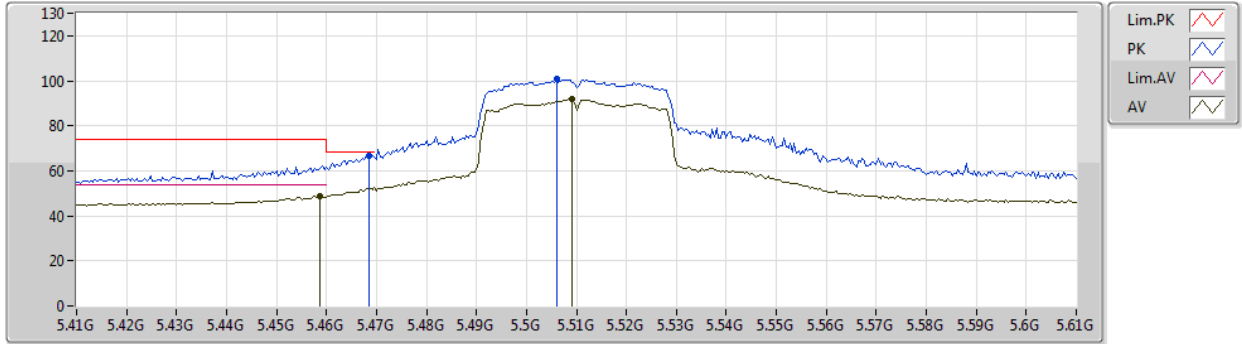
Type	Freq (Hz)	Level (dBuV/m)	Limit (dBuV/m)	Margin (dB)	Factor (dB)	Dist (m)	Condition	Azimuth (°)	Height (m)	Comment	Raw (dBuV)	AF (dB)	CL (dB)	PA (dB)
AV	10.62132G	43.34	54.00	-10.66	15.96	3	Horizontal	334	1.01	-	27.38	39.71	10.37	34.12
PK	10.61958G	56.10	74.00	-17.90	15.96	3	Horizontal	334	1.01	-	40.14	39.71	10.37	34.12



802.11n HT40_Nss1,(MCS0)_1TX

01/11/2019

5510MHz_TX



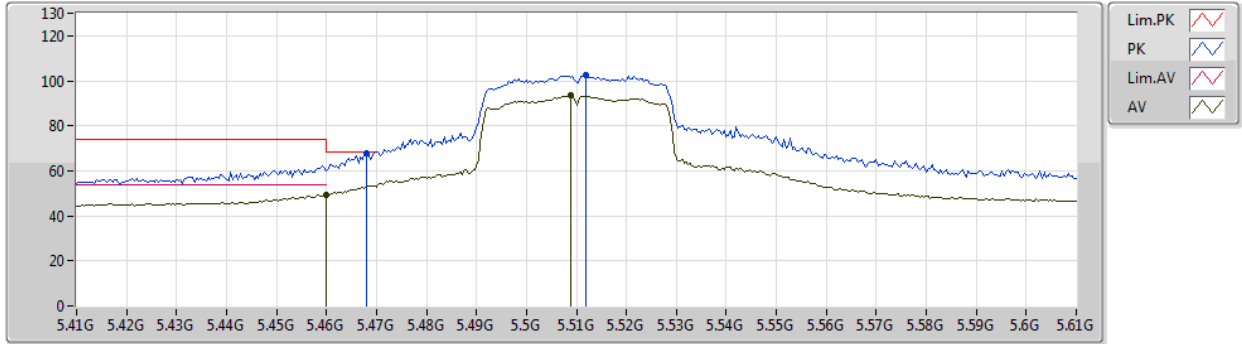
Type	Freq (Hz)	Level (dBuV/m)	Limit (dBuV/m)	Margin (dB)	Factor (dB)	Dist (m)	Condition	Azimuth (°)	Height (m)	Comment	Raw (dBuV)	AF (dB)	CL (dB)	PA (dB)
AV	5.4588G	48.68	54.00	-5.32	5.39	3	Vertical	255	1.08	-	43.29	31.88	7.42	33.91
AV	5.5092G	91.69	Inf	-Inf	5.47	3	Vertical	255	1.08	-	86.22	31.91	7.48	33.92
PK	5.4684G	66.82	68.20	-1.38	5.42	3	Vertical	255	1.08	-	61.40	31.89	7.44	33.91
PK	5.506G	100.69	Inf	-Inf	5.47	3	Vertical	255	1.08	-	95.22	31.91	7.48	33.92



802.11n HT40_Nss1,(MCS0)_1TX

01/11/2019

5510MHz_TX

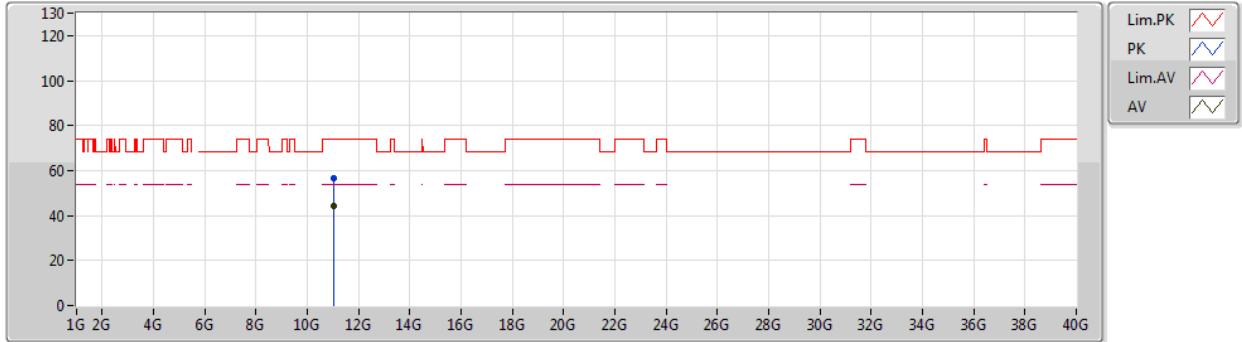


Type	Freq (Hz)	Level (dBuV/m)	Limit (dBuV/m)	Margin (dB)	Factor (dB)	Dist (m)	Condition	Azimuth (°)	Height (m)	Comment	Raw (dBuV)	AF (dB)	CL (dB)	PA (dB)
AV	5.46G	49.18	54.00	-4.82	5.40	3	Horizontal	286	2.27	-	43.78	31.88	7.43	33.91
AV	5.5088G	93.50	Inf	-Inf	5.47	3	Horizontal	286	2.27	-	88.03	31.91	7.48	33.92
PK	5.468G	67.91	68.20	-0.29	5.42	3	Horizontal	286	2.27	-	62.49	31.89	7.44	33.91
PK	5.512G	102.30	Inf	-Inf	5.48	3	Horizontal	286	2.27	-	96.82	31.92	7.48	33.92

802.11n HT40_Nss1,(MCS0)_1TX

01/11/2019

5510MHz_TX

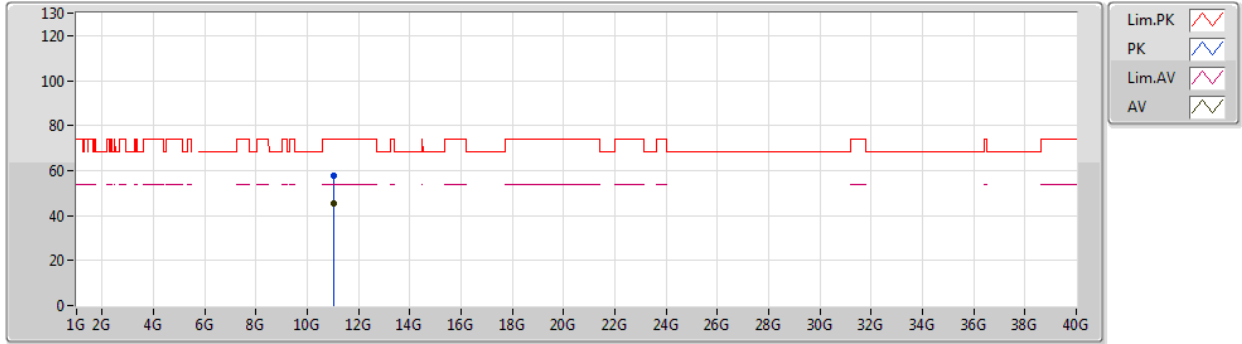


Type	Freq (Hz)	Level (dBuV/m)	Limit (dBuV/m)	Margin (dB)	Factor (dB)	Dist (m)	Condition	Azimuth (°)	Height (m)	Comment	Raw (dBuV)	AF (dB)	CL (dB)	PA (dB)
AV	11.02018G	44.45	54.00	-9.55	16.78	3	Vertical	53	1.00	-	27.67	40.18	10.45	33.85
PK	11.01466G	56.68	74.00	-17.32	16.78	3	Vertical	53	1.00	-	39.90	40.18	10.45	33.85

802.11n HT40_Nss1,(MCS0)_1TX

01/11/2019

5510MHz_TX

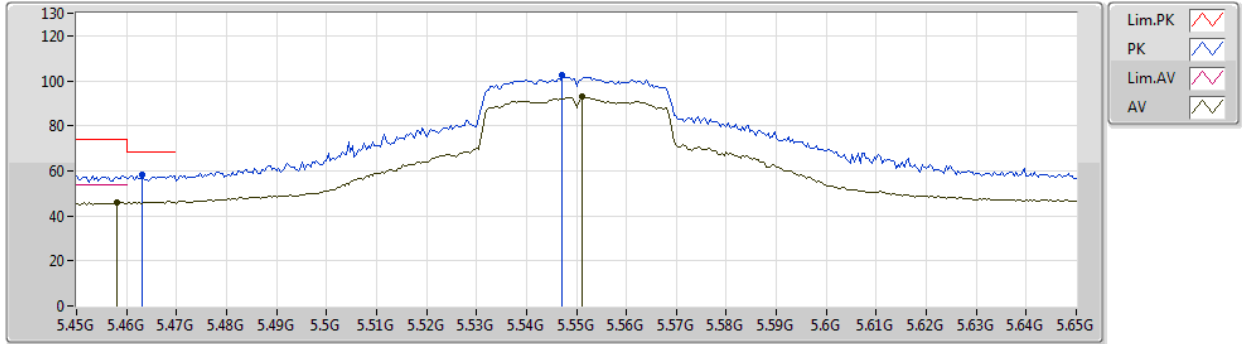


Type	Freq (Hz)	Level (dBuV/m)	Limit (dBuV/m)	Margin (dB)	Factor (dB)	Dist (m)	Condition	Azimuth (°)	Height (m)	Comment	Raw (dBuV)	AF (dB)	CL (dB)	PA (dB)
AV	11.02648G	45.19	54.00	-8.81	16.78	3	Horizontal	336	1.02	-	28.41	40.17	10.46	33.85
PK	11.01838G	57.59	74.00	-16.41	16.78	3	Horizontal	336	1.02	-	40.81	40.18	10.45	33.85

802.11n HT40_Nss1,(MCS0)_1TX

01/11/2019

5550MHz_TX



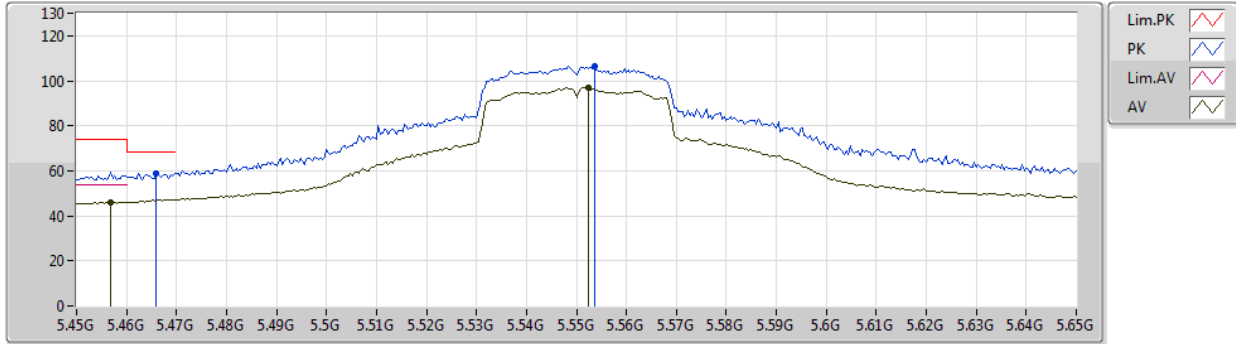
Type	Freq (Hz)	Level (dBuV/m)	Limit (dBuV/m)	Margin (dB)	Factor (dB)	Dist (m)	Condition	Azimuth (°)	Height (m)	Comment	Raw (dBuV)	AF (dB)	CL (dB)	PA (dB)
AV	5.458G	46.17	54.00	-7.83	5.39	3	Vertical	277	1.35	-	40.78	31.88	7.42	33.91
AV	5.5512G	92.99	Inf	-Inf	5.55	3	Vertical	277	1.35	-	87.44	31.97	7.51	33.93
PK	5.4632G	58.36	68.20	-9.84	5.41	3	Vertical	277	1.35	-	52.95	31.89	7.43	33.91
PK	5.5472G	102.29	Inf	-Inf	5.55	3	Vertical	277	1.35	-	96.74	31.97	7.51	33.93



802.11n HT40_Nss1,(MCS0)_1TX

01/11/2019

5550MHz_TX



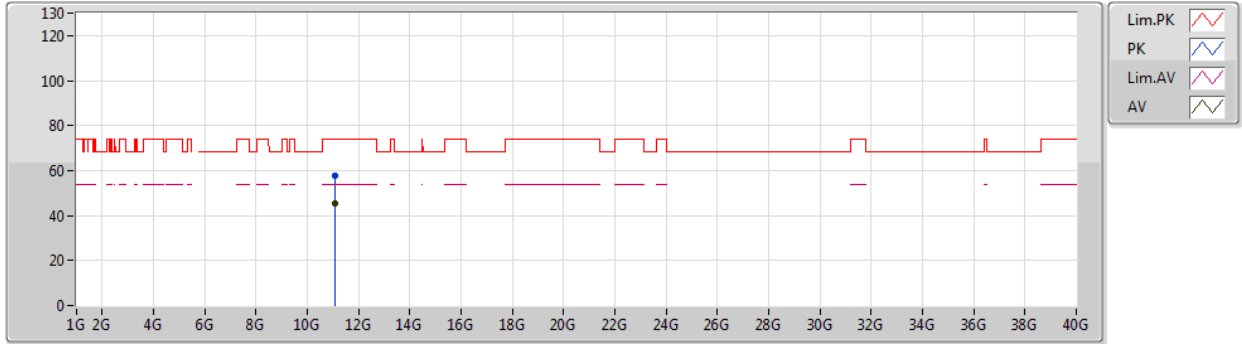
Type	Freq (Hz)	Level (dBuV/m)	Limit (dBuV/m)	Margin (dB)	Factor (dB)	Dist (m)	Condition	Azimuth (°)	Height (m)	Comment	Raw (dBuV)	AF (dB)	CL (dB)	PA (dB)
AV	5.4568G	46.00	54.00	-8.00	5.39	3	Horizontal	283	2.16	-	40.61	31.88	7.42	33.91
AV	5.5524G	97.04	Inf	-Inf	5.55	3	Horizontal	283	2.16	-	91.49	31.97	7.51	33.93
PK	5.466G	58.89	68.20	-9.31	5.41	3	Horizontal	283	2.16	-	53.48	31.89	7.43	33.91
PK	5.5536G	106.40	Inf	-Inf	5.56	3	Horizontal	283	2.16	-	100.84	31.98	7.51	33.93



802.11n HT40_Nss1,(MCS0)_1TX

01/11/2019

5550MHz_TX



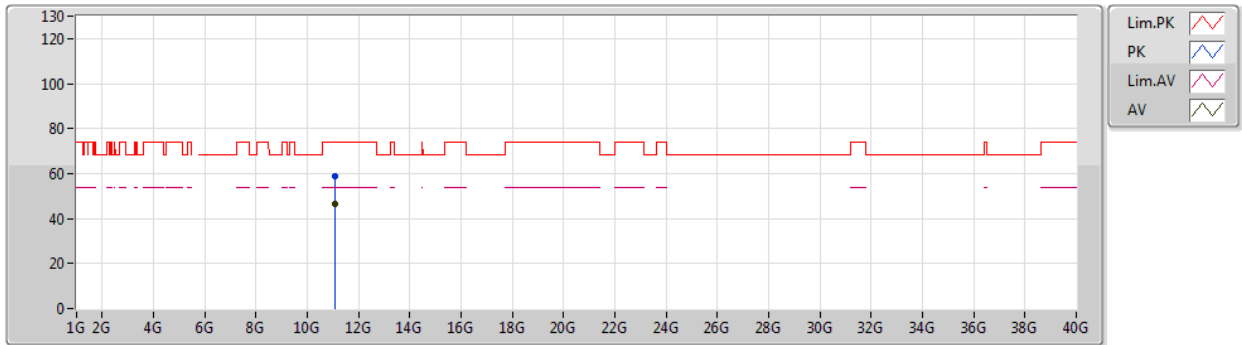
Type	Freq (Hz)	Level (dBuV/m)	Limit (dBuV/m)	Margin (dB)	Factor (dB)	Dist (m)	Condition	Azimuth (°)	Height (m)	Comment	Raw (dBuV)	AF (dB)	CL (dB)	PA (dB)
AV	11.09778G	45.23	54.00	-8.77	16.70	3	Vertical	43	1.20	-	28.53	40.08	10.49	33.87
PK	11.0982G	57.79	74.00	-16.21	16.70	3	Vertical	43	1.20	-	41.09	40.08	10.49	33.87



802.11n HT40_Nss1,(MCS0)_1TX

01/11/2019

5550MHz_TX

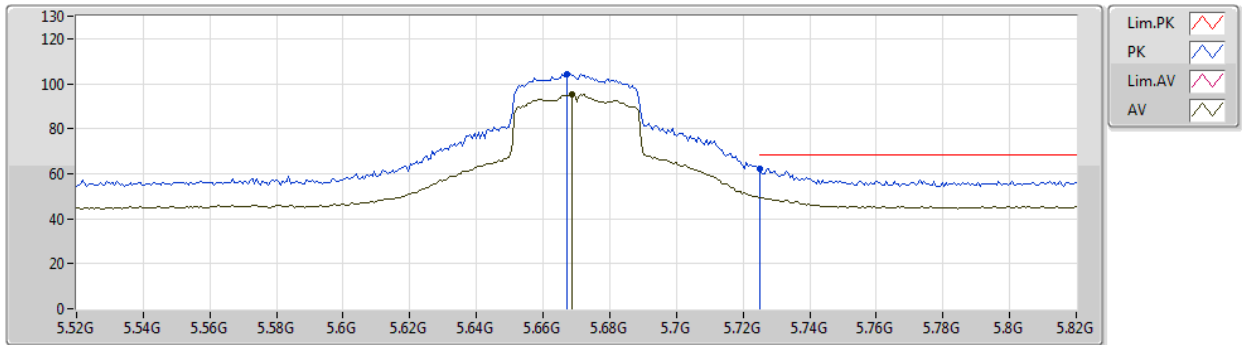


Type	Freq (Hz)	Level (dBuV/m)	Limit (dBuV/m)	Margin (dB)	Factor (dB)	Dist (m)	Condition	Azimuth (°)	Height (m)	Comment	Raw (dBuV)	AF (dB)	CL (dB)	PA (dB)
AV	11.09964G	46.50	54.00	-7.50	16.70	3	Horizontal	332	1.00	-	29.80	40.08	10.49	33.87
PK	11.1042G	59.04	74.00	-14.96	16.69	3	Horizontal	332	1.00	-	42.35	40.07	10.49	33.87

802.11n HT40_Nss1,(MCS0)_1TX

01/11/2019

5670MHz_TX

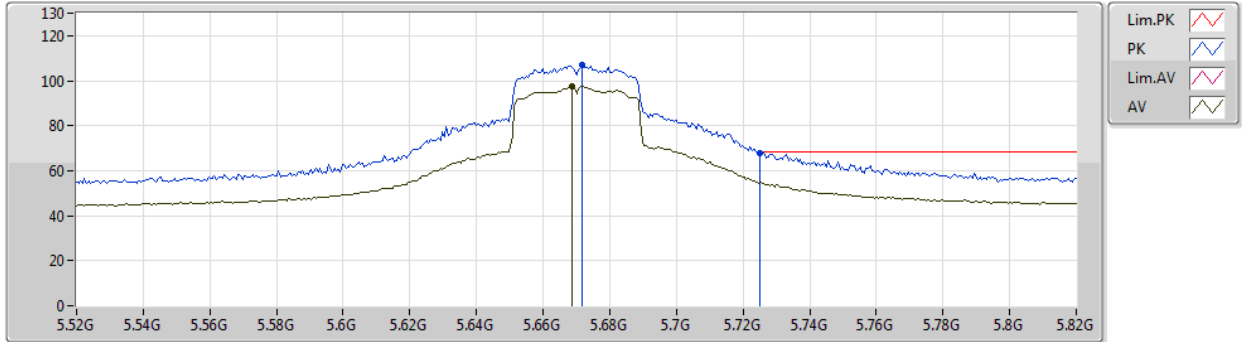


Type	Freq (Hz)	Level (dBuV/m)	Limit (dBuV/m)	Margin (dB)	Factor (dB)	Dist (m)	Condition	Azimuth (°)	Height (m)	Comment	Raw (dBuV)	AF (dB)	CL (dB)	PA (dB)
AV	5.6688G	95.48	Inf	-Inf	5.77	3	Vertical	214	2.72	-	89.71	32.14	7.58	33.95
PK	5.667G	104.26	Inf	-Inf	5.76	3	Vertical	214	2.72	-	98.50	32.13	7.58	33.95
PK	5.7252G	62.25	68.20	-5.95	5.88	3	Vertical	214	2.72	-	56.37	32.22	7.62	33.96

802.11n HT40_Nss1,(MCS0)_1TX

01/11/2019

5670MHz_TX



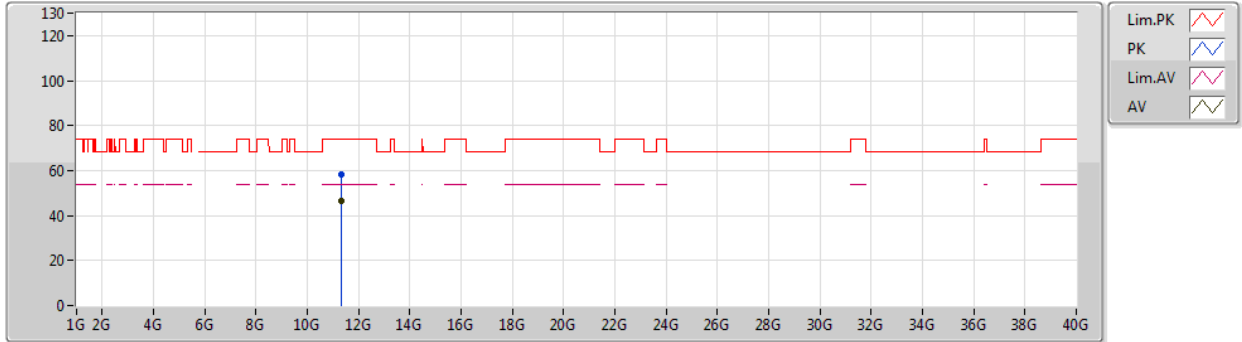
Type	Freq (Hz)	Level (dBuV/m)	Limit (dBuV/m)	Margin (dB)	Factor (dB)	Dist (m)	Condition	Azimuth (°)	Height (m)	Comment	Raw (dBuV)	AF (dB)	CL (dB)	PA (dB)
AV	5.6688G	97.66	Inf	-Inf	5.77	3	Horizontal	40	1.00	-	91.89	32.14	7.58	33.95
PK	5.6718G	107.00	Inf	-Inf	5.78	3	Horizontal	40	1.00	-	101.22	32.14	7.59	33.95
PK	5.7252G	67.77	68.20	-0.43	5.88	3	Horizontal	40	1.00	-	61.89	32.22	7.62	33.96



802.11n HT40_Nss1,(MCS0)_1TX

01/11/2019

5670MHz_TX



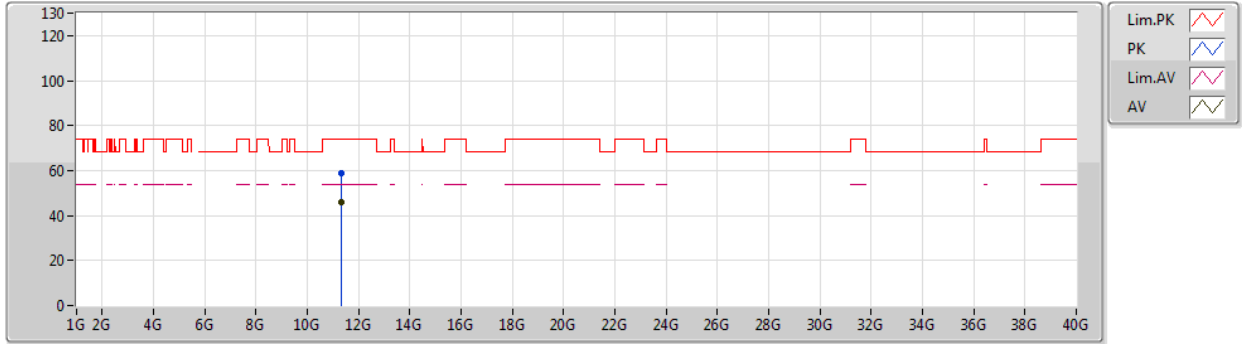
Type	Freq (Hz)	Level (dBuV/m)	Limit (dBuV/m)	Margin (dB)	Factor (dB)	Dist (m)	Condition	Azimuth (°)	Height (m)	Comment	Raw (dBuV)	AF (dB)	CL (dB)	PA (dB)
AV	11.34006G	46.37	54.00	-7.63	16.50	3	Vertical	59	1.09	-	29.87	39.79	10.61	33.90
PK	11.3394G	58.31	74.00	-15.69	16.50	3	Vertical	59	1.09	-	41.81	39.79	10.61	33.90



802.11n HT40_Nss1,(MCS0)_1TX

01/11/2019

5670MHz_TX



Type	Freq (Hz)	Level (dBuV/m)	Limit (dBuV/m)	Margin (dB)	Factor (dB)	Dist (m)	Condition	Azimuth (°)	Height (m)	Comment	Raw (dBuV)	AF (dB)	CL (dB)	PA (dB)
AV	11.34282G	46.00	54.00	-8.00	16.50	3	Horizontal	337	0.99	-	29.50	39.79	10.61	33.90
PK	11.3391G	59.04	74.00	-14.96	16.50	3	Horizontal	337	0.99	-	42.54	39.79	10.61	33.90