

FCC Test Report

FCC ID : 2AEUPBHALP021
Equipment : Wi-Fi enabled Video Doorbell
Brand Name : RING
Model Name : Video Doorbell Pro
Applicant : Ring, Inc
1523 26th St, Santa Monica, CA 90404, USA
Manufacturer : Chicony Electronics (Dong Guan) Co.,Ltd.
San Zhong Guan Li Qu, Qingxi Town, Dongguan City
Guangdong 523651 China
Standard : 47 CFR FCC Part 15.247

The product was received on Apr. 24, 2018, and testing was started from Apr. 27, 2018 and completed on May 02, 2018. We, SPORTON INTERNATIONAL INC. EMC & Wireless Communications Laboratory, would like to declare that the tested sample has been evaluated in accordance with the procedures given in ANSI C63.10-2013 and shown compliance with the applicable technical standards.

The report must not be used by the client to claim product certification, approval, or endorsement by TAF or any agency of government.

The test results in this report apply exclusively to the tested model / sample. Without written approval of SPORTON INTERNATIONAL INC. EMC & Wireless Communications Laboratory, the test report shall not be reproduced except in full.



Approved by: Allen Lin

SPORTON INTERNATIONAL INC. EMC & Wireless Communications Laboratory

No. 52, Huaya 1st Rd., Guishan Dist., Taoyuan City, Taiwan (R.O.C.)



Table of Contents

HISTORY OF THIS TEST REPORT3

SUMMARY OF TEST RESULT4

1 GENERAL DESCRIPTION5

1.1 Information.....5

1.2 Testing Applied Standards6

1.3 Testing Location Information.....7

1.4 Measurement Uncertainty7

2 TEST CONFIGURATION OF EUT8

2.1 Test Condition8

2.2 Test Channel Mode8

2.3 The Worst Case Measurement Configuration.....10

2.4 Accessories11

2.5 Support Equipment.....11

2.6 Test Setup Diagram12

3 TRANSMITTER TEST RESULT14

3.1 AC Power-line Conducted Emissions14

3.2 DTS Bandwidth15

3.3 Maximum Conducted Output Power16

3.4 Power Spectral Density18

3.5 Emissions in Non-restricted Frequency Bands19

3.6 Emissions in Restricted Frequency Bands.....20

4 TEST EQUIPMENT AND CALIBRATION DATA24

APPENDIX A. TEST RESULTS OF AC POWER-LINE CONDUCTED EMISSIONS

APPENDIX B. TEST RESULTS OF DTS BANDWIDTH

APPENDIX C. TEST RESULTS OF MAXIMUM CONDUCTED OUTPUT POWER

APPENDIX D. TEST RESULTS OF POWER SPECTRAL DENSITY

APPENDIX E. TEST RESULTS OF EMISSIONS IN NON-RESTRICTED FREQUENCY BANDS

APPENDIX F. TEST RESULTS OF EMISSIONS IN RESTRICTED FREQUENCY BANDS

APPENDIX G. TEST PHOTOS

PHOTOGRAPHS OF EUT v01



Summary of Test Result

Report Clause	Ref. Std. Clause	Test Items	Result (PASS/FAIL)	Remark
1.1.2	15.203	Antenna Requirement	PASS	-
3.1	15.207	AC Power-line Conducted Emissions	PASS	-
3.2	15.247(a)	DTS Bandwidth	PASS	-
3.3	15.247(b)	Maximum Conducted Output Power	PASS	-
3.4	15.247(e)	Power Spectral Density	PASS	-
3.5	15.247(d)	Emissions in Non-restricted Frequency Bands	PASS	-
3.6	15.247(d)	Emissions in Restricted Frequency Bands	PASS	-

Reviewed by: Sam Tsai

Report Producer: Jackson Tsai



1 General Description

1.1 Information

1.1.1 RF General Information

Frequency Range (MHz)	IEEE Std. 802.11	Ch. Frequency (MHz)	Channel Number
2400-2483.5	b, g, n (HT20)	2412-2462	1-11 [11]
2400-2483.5	n (HT40)	2422-2452	3-9 [7]

Band	Mode	BWch (MHz)	Nant
2.4-2.4835GHz	802.11b	20	1TX
2.4-2.4835GHz	802.11g	20	1TX
2.4-2.4835GHz	802.11n HT20	20	1TX
2.4-2.4835GHz	802.11n HT40	40	1TX

Note:

- 11b mode uses a combination of DSSS-DBPSK, DQPSK, CCK modulation.
- 11g, HT20 and HT40 use a combination of OFDM-BPSK, QPSK, 16QAM, 64QAM modulation.
- BWch is the nominal channel bandwidth.

1.1.2 Antenna Information

Ant.	Port	Brand	Model Name	Antenna Type	Connector
1	1	-	Ring Wifi Antenna	PIFA Antenna	Fixed on board

2.4G		5G		BT	
Frequency (MHz)	Gain (dBi)	Frequency (MHz)	Gain (dBi)	Frequency (MHz)	Gain (dBi)
2412	1.37	5180	1.4	2402	1.37
2417	1.37	5200	1.4	2440 / 2441	1.08
2422	1.37	5240	2.5	2480	1.09
2427	1.08	5190	1.4	-	-
2432	1.08	5230	2.5	-	-
2437	1.08	5745	3.12	-	-
2442	1.08	5785	2.65	-	-
2447	1.08	5825	1.67	-	-
2452	1.08	5755	3.12	-	-
2457	1.08	5795	2.65	-	-
2462	1.08	-	-	-	-

For 2.4 GHz function:

For IEEE 802.11b/g/n mode (1TX/1RX)

Only Ant. 1 (port 1) can be used as transmitting/receiving antenna.

For 5 GHz function:

For IEEE 802.11a/n mode (1TX/1RX)

Only Ant. 1 (port 1) can be used as transmitting/receiving antenna.

For Bluetooth function:

For Bluetooth mode (1TX/1RX)

Only Ant. 1 (port 1) can be used as transmitting/receiving antenna.



1.1.3 EUT Information

Operational Condition			
EUT Power Type	From Battery / Transformer		
EUT Function	<input checked="" type="checkbox"/> Point-to-multipoint	<input type="checkbox"/> Point-to-point	
Beamforming Function	<input type="checkbox"/> With beamforming	<input checked="" type="checkbox"/> Without beamforming	
Type of EUT			
<input checked="" type="checkbox"/>	Stand-alone		
<input type="checkbox"/>	Combined (EUT where the radio part is fully integrated within another device)		
	Combined Equipment - Brand Name / Model No.:	...	
<input type="checkbox"/>	Plug-in radio (EUT intended for a variety of host systems)		
	Host System - Brand Name / Model No.:	...	
<input type="checkbox"/>	Other:		

1.1.4 Mode Test Duty Cycle

Mode	DC	DCF(dB)	T(s)	VBW(Hz) ≥ 1/T
802.11b	0.99	0.044	n/a (DC≥=0.98)	n/a (DC≥=0.98)
802.11g	0.955	0.2	2.066m	1k
802.11n HT20	0.979	0.092	1.338m	1k
802.11n HT40	0.908	0.419	946.875u	3k

1.1.5 Table for Multiple Listing

Difference	Description
SKU #1	The sample is the same one, only the color is different.
SKU #2	
SKU #3	
SKU #4	
Note. For more detailed features description, please refer to the specifications or user's manual.	

1.2 Testing Applied Standards

According to the specifications of the manufacturer, the EUT must comply with the requirements of the following standards:

- ♦ 47 CFR FCC Part 15
- ♦ ANSI C63.10-2013
- ♦ KDB 558074 D01 v04

1.3 Testing Location Information

Testing Location		
<input checked="" type="checkbox"/>	HWA YA	ADD : No. 52, Huaya 1st Rd., Guishan Dist., Taoyuan City, Taiwan (R.O.C.) TEL : 886-3-327-3456 FAX : 886-3-327-0973
Test site Designation No. TW1190 with FCC.		
<input type="checkbox"/>	JHUBEI	ADD : No.8, Ln. 724, Bo'ai St., Zhubei City, Hsinchu County, Taiwan (R.O.C.) TEL : 886-3-656-9065 FAX : 886-3-656-9085
Test site Designation No. TW0006 with FCC.		

Test Condition	Test Site No.	Test Engineer	Test Environment	Test Date
RF Conducted	TH07-HY	Andy	23.5°C / 65%	02/May/2018
Radiated	03CH09-HY	Jerry	23.5°C / 55%	02/May/2018
AC Conduction	CO04-HY	Daniel	22.8°C / 53%	02/May/2018

1.4 Measurement Uncertainty

ISO/IEC 17025 requires that an estimate of the measurement uncertainties associated with the emissions test results be included in the report. The measurement uncertainties given below are based on a 95% confidence level (based on a coverage factor (k=2))

Test Items	Uncertainty	Remark
Conducted Emission (150kHz ~ 30MHz)	3.6 dB	Confidence levels of 95%
Radiated Emission (9kHz ~ 30MHz)	3.0 dB	Confidence levels of 95%
Radiated Emission (30MHz ~ 1,000MHz)	4.3 dB	Confidence levels of 95%
Radiated Emission (1GHz ~ 18GHz)	3.9 dB	Confidence levels of 95%
Radiated Emission (18GHz ~ 40GHz)	3.5 dB	Confidence levels of 95%
Conducted Emission	1.3 dB	Confidence levels of 95%
Temperature	0.7 °C	Confidence levels of 95%
Humidity	4 %	Confidence levels of 95%



2 Test Configuration of EUT

2.1 Test Condition

RF Conducted	Abbreviation	Remark
TnomVnom	Tnom	20°C
-	Vnom	120V

2.2 Test Channel Mode

Test Software	DoS
---------------	-----

Mode	Power Setting
802.11b_Nss1,(1Mbps)_1TX	-
2412MHz	70
2417MHz	72
2422MHz	78
2427MHz	79
2432MHz	80
2437MHz	80
2452MHz	80
2457MHz	79
2462MHz	70
802.11g_Nss1,(6Mbps)_1TX	-
2412MHz	71
2417MHz	71
2422MHz	71
2427MHz	73
2432MHz	78
2437MHz	80
2442MHz	75
2447MHz	71
2452MHz	67
2457MHz	62
2462MHz	62






802.11n HT20_Nss1,(MCS0)_1TX	-
2412MHz	70
2417MHz	71
2422MHz	73
2427MHz	77
2432MHz	80
2437MHz	80
2442MHz	80
2447MHz	77
2452MHz	72
2457MHz	64
2462MHz	62
802.11n HT40_Nss1,(MCS0)_1TX	-
2422MHz	52
2427MHz	54
2432MHz	58
2437MHz	58
2442MHz	52
2447MHz	52
2452MHz	52

2.3 The Worst Case Measurement Configuration

The Worst Case Mode for Following Conformance Tests	
Tests Item	AC power-line conducted emissions
Condition	AC power-line conducted measurement for line and neutral
Operating Mode	CTX
1	AC mode

The Worst Case Mode for Following Conformance Tests	
Tests Item	DTS Bandwidth Maximum Conducted Output Power Power Spectral Density Emissions in Non-restricted Frequency Bands
Test Condition	Conducted measurement at transmit chains

The Worst Case Mode for Following Conformance Tests			
Tests Item	Emissions in Restricted Frequency Bands		
Test Condition	Radiated measurement If EUT consist of multiple antenna assembly (multiple antenna are used in EUT regardless of spatial multiplexing MIMO configuration), the radiated test should be performed with highest antenna gain of each antenna type.		
Operating Mode < 1GHz	CTX		
1	AC mode		
Operating Mode > 1GHz	CTX		
Orthogonal Planes of EUT	X Plane	Y Plane	Z Plane
			
Worst Planes of EUT	V		



2.4 Accessories

Accessories				
Battery	Brand Name	Fuji	Model Name	334060
	Power Rating	3.8 Vdc, 300 mAh	Type	Li-ion

Reminder: Regarding to more detail and other information, please refer to user manual.

2.5 Support Equipment

Support Equipment – RF Conducted				
No.	Equipment	Brand Name	Model Name	FCC ID
1	Notebook	DELL	E5410	DoC
2	Adapter for NB	DELL	HA65NM130	DoC
3	Transformer	TRIAD	VPL24-1100	DoC

Note: Support equipment No.3 was provided by customer.

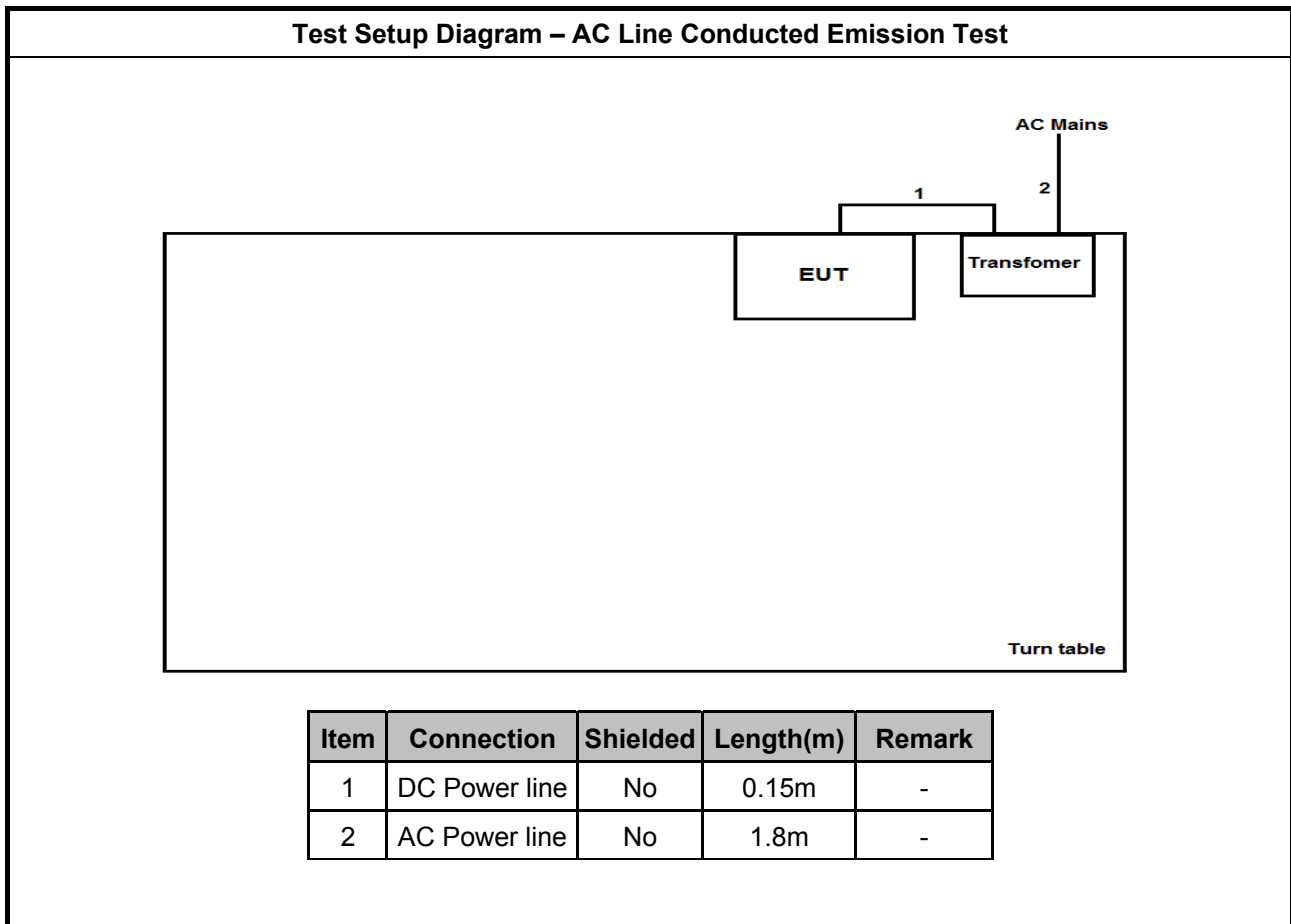
Support Equipment – Radiated Emission				
No.	Equipment	Brand Name	Model Name	FCC ID
1	Transformer	TRIAD	VPL24-1100	-

Note: Support equipment No.1 was provided by customer.

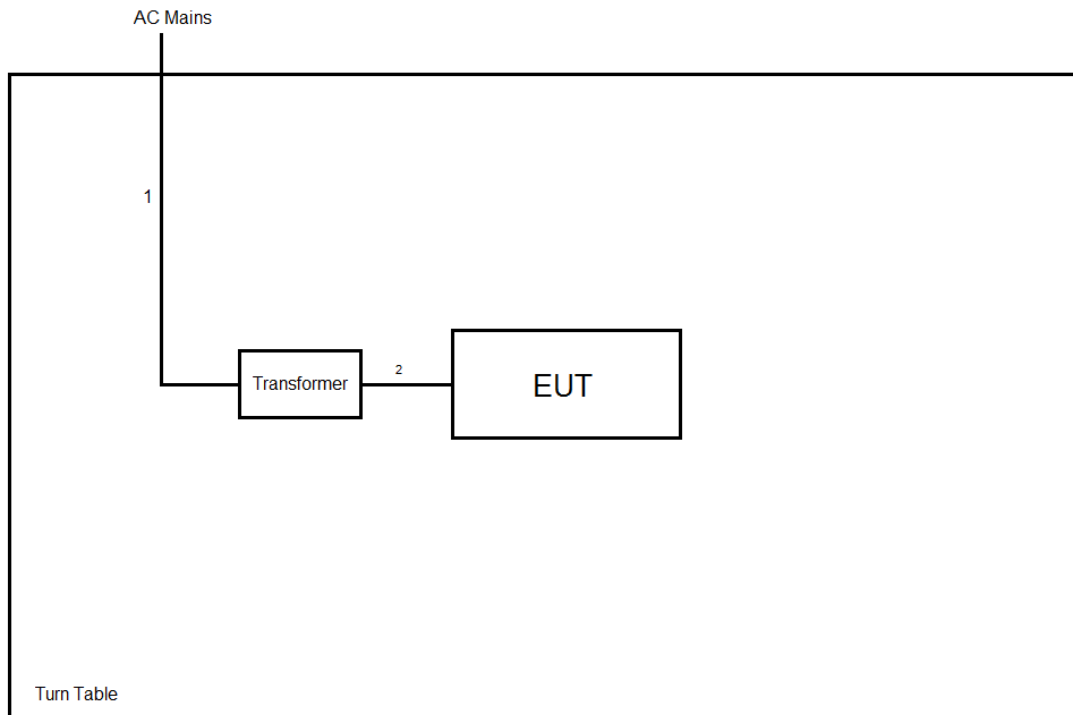
Support Equipment – AC Conduction				
No.	Equipment	Brand Name	Model Name	FCC ID
1	Transformer	TRIAD	VPL24-1100	-

Note: Support equipment No.1 was provided by customer.

2.6 Test Setup Diagram



Test Setup Diagram – Radiated Test



Item	Connection	Shielded	Length(m)	Remark
1	AC Power line	No	1.8m	-
2	DC Power line	No	0.15m	-

3 Transmitter Test Result

3.1 AC Power-line Conducted Emissions

3.1.1 AC Power-line Conducted Emissions Limit

AC Power-line Conducted Emissions Limit		
Frequency Emission (MHz)	Quasi-Peak	Average
0.15-0.5	66 - 56 *	56 - 46 *
0.5-5	56	46
5-30	60	50

Note 1: * Decreases with the logarithm of the frequency.

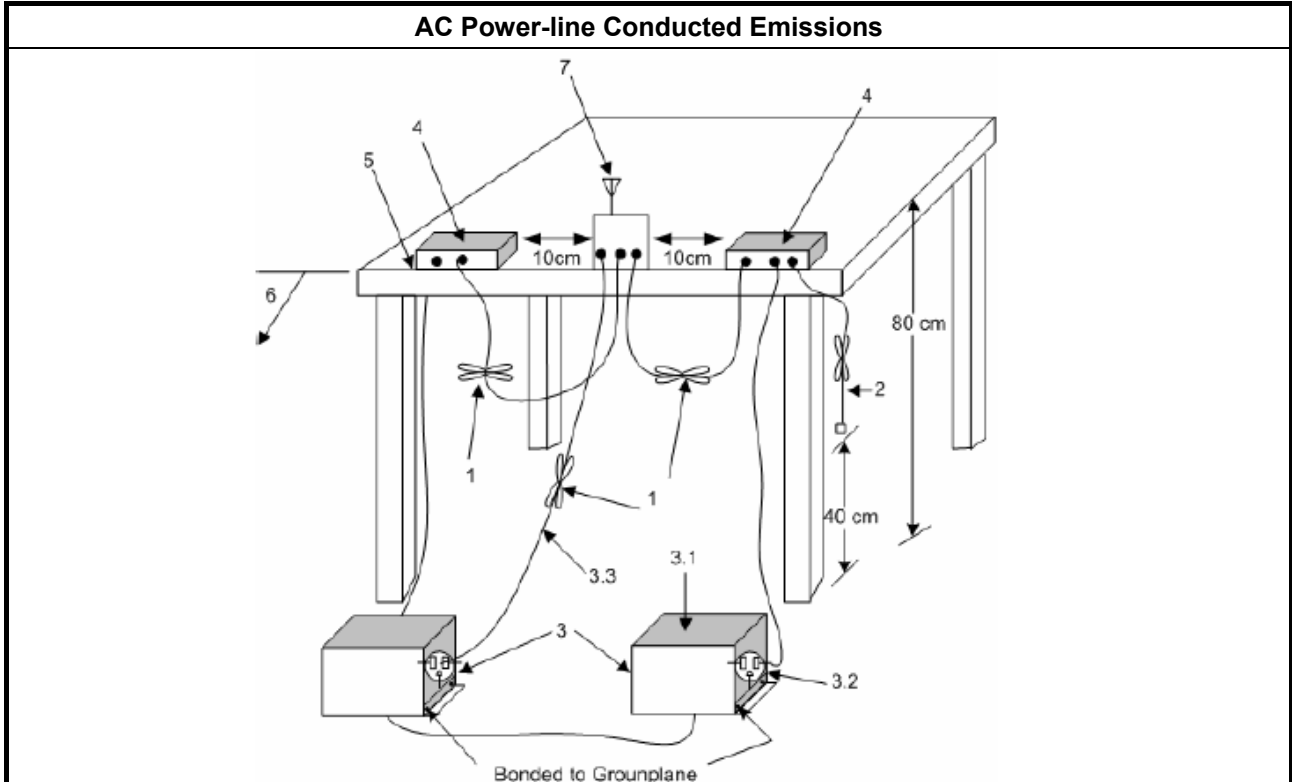
3.1.2 Measuring Instruments

Refer a test equipment and calibration data table in this test report.

3.1.3 Test Procedures

Test Method
<input checked="" type="checkbox"/> Refer as ANSI C63.10-2013, clause 6.2 for AC power-line conducted emissions.

3.1.4 Test Setup



3.1.5 Test Result of AC Power-line Conducted Emissions

Refer as Appendix A

3.2 DTS Bandwidth

3.2.1 6dB Bandwidth Limit

6dB Bandwidth Limit
Systems using digital modulation techniques:
<ul style="list-style-type: none"> ▪ 6 dB bandwidth \geq 500 kHz.

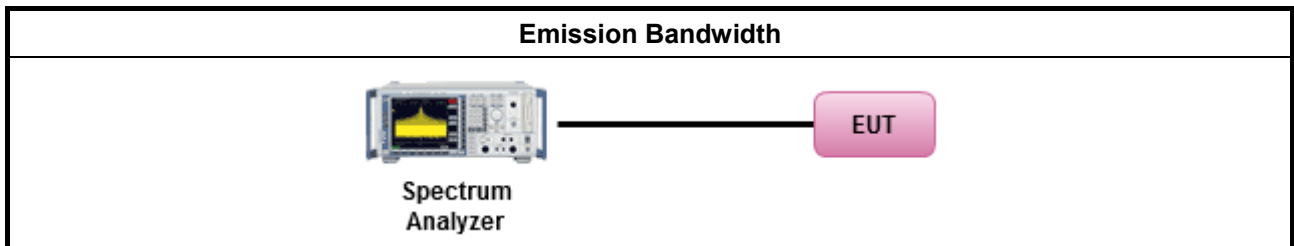
3.2.2 Measuring Instruments

Refer a test equipment and calibration data table in this test report.

3.2.3 Test Procedures

Test Method	
<ul style="list-style-type: none"> ▪ For the emission bandwidth shall be measured using one of the options below: 	
<input checked="" type="checkbox"/>	Refer as KDB 558074, clause 8.1 Option 1 for 6 dB bandwidth measurement.
<input type="checkbox"/>	Refer as KDB 558074, clause 8.2 Option 2 for 6 dB bandwidth measurement.
<input type="checkbox"/>	Refer as RSS-Gen, clause 6.7 for occupied bandwidth testing.
<input type="checkbox"/>	Refer as ANSI C63.10, clause 6.9.3 for occupied bandwidth testing.

3.2.4 Test Setup



3.2.5 Test Result of Emission Bandwidth

Refer as Appendix B

3.3 Maximum Conducted Output Power

3.3.1 Maximum Conducted Output Power Limit

Maximum Conducted Output Power Limit	
	<ul style="list-style-type: none"> ▪ If $G_{TX} \leq 6$ dBi, then $P_{Out} \leq 30$ dBm (1 W)
	<ul style="list-style-type: none"> ▪ Point-to-multipoint systems (P2M): If $G_{TX} > 6$ dBi, then $P_{Out} = 30 - (G_{TX} - 6)$ dBm
	<ul style="list-style-type: none"> ▪ Point-to-point systems (P2P): If $G_{TX} > 6$ dBi, then $P_{Out} = 30 - (G_{TX} - 6)/3$ dBm
	<ul style="list-style-type: none"> ▪ Smart antenna system (SAS): <ul style="list-style-type: none"> - Single beam: If $G_{TX} > 6$ dBi, then $P_{Out} = 30 - (G_{TX} - 6)/3$ dBm - Overlap beam: If $G_{TX} > 6$ dBi, then $P_{Out} = 30 - (G_{TX} - 6)/3$ dBm - Aggregate power on all beams: If $G_{TX} > 6$ dBi, then $P_{Out} = 30 - (G_{TX} - 6)/3 + 8$ dBm
e.i.r.p. Power Limit:	
	<ul style="list-style-type: none"> ▪ 2400-2483.5 MHz Band
	<ul style="list-style-type: none"> ▪ Point-to-multipoint systems (P2M): $P_{eirp} \leq 36$ dBm (4 W)
	<ul style="list-style-type: none"> ▪ Point-to-point systems (P2P): $P_{eirp} \leq \text{MAX}(36, [P_{Out} + G_{TX}])$ dBm
	<ul style="list-style-type: none"> ▪ Smart antenna system (SAS) <ul style="list-style-type: none"> - Single beam: $P_{eirp} \leq \text{MAX}(36, P_{Out} + G_{TX})$ dBm - Overlap beam: $P_{eirp} \leq \text{MAX}(36, P_{Out} + G_{TX})$ dBm - Aggregate power on all beams: $P_{eirp} \leq \text{MAX}(36, [P_{Out} + G_{TX} + 8])$ dBm
P_{Out} = maximum peak conducted output power or maximum conducted output power in dBm, G_{TX} = the maximum transmitting antenna directional gain in dBi.	

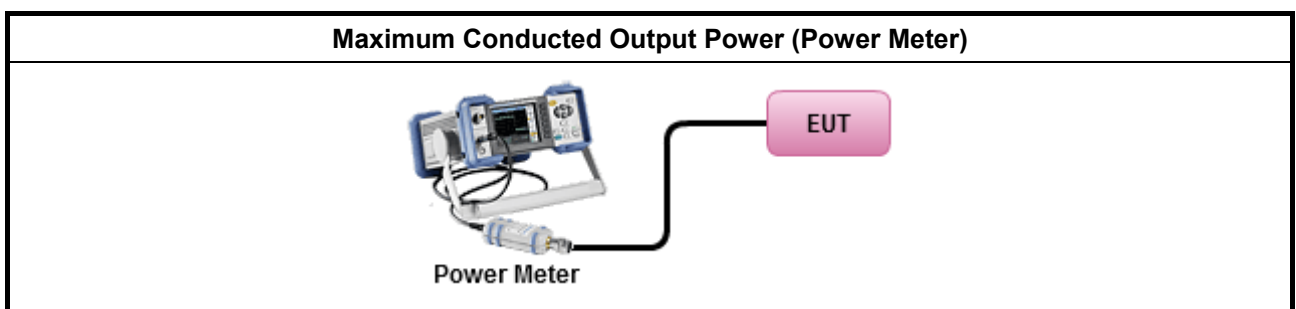
3.3.2 Measuring Instruments

Refer a test equipment and calibration data table in this test report.

3.3.3 Test Procedures

Test Method	
<ul style="list-style-type: none"> ▪ Maximum Peak Conducted Output Power 	
<input type="checkbox"/>	Refer as KDB 558074, clause 9.1.1 Option 1 (RBW ≥ EBW method).
<input type="checkbox"/>	Refer as KDB 558074, clause 9.1.2 Option 2 (integrated band power method)
<input type="checkbox"/>	Refer as KDB 558074, clause 9.1.3 Option 3 (peak power meter for VBW ≥ DTS BW)
<ul style="list-style-type: none"> ▪ Maximum Average Conducted Output Power 	
Duty cycle ≥ 98%	
<input type="checkbox"/>	Refer as KDB 558074, clause 9.2.2.4 Method AVGSA-2 (spectral trace averaging).
Duty cycle < 98%	
<input type="checkbox"/>	Refer as KDB 558074, clause 9.2.2.5 Method AVGSA-2 Alt. (slow sweep speed)
RF power meter and average over on/off periods with duty factor or gated trigger	
<input checked="" type="checkbox"/>	Refer as KDB 558074, clause 9.2.3.1 Method AVGPM (using an RF average power meter).
<ul style="list-style-type: none"> ▪ For conducted measurement. 	
<ul style="list-style-type: none"> ▪ If the EUT supports multiple transmit chains using options given below: Refer as KDB 662911, In-band power measurements. Using the measure-and-sum approach, measured all transmit ports individually. Sum the power (in linear power units e.g., mW) of all ports for each individual sample and save them. 	
<ul style="list-style-type: none"> ▪ If multiple transmit chains, EIRP calculation could be following as methods: $P_{total} = P_1 + P_2 + \dots + P_n$ (calculated in linear unit [mW] and transfer to log unit [dBm]) $EIRP_{total} = P_{total} + DG$ 	

3.3.4 Test Setup



3.3.5 Test Result of Maximum Conducted Output Power

Refer as Appendix C

3.4 Power Spectral Density

3.4.1 Power Spectral Density Limit

Power Spectral Density Limit
<ul style="list-style-type: none"> Power Spectral Density (PSD) \leq 8 dBm/3kHz

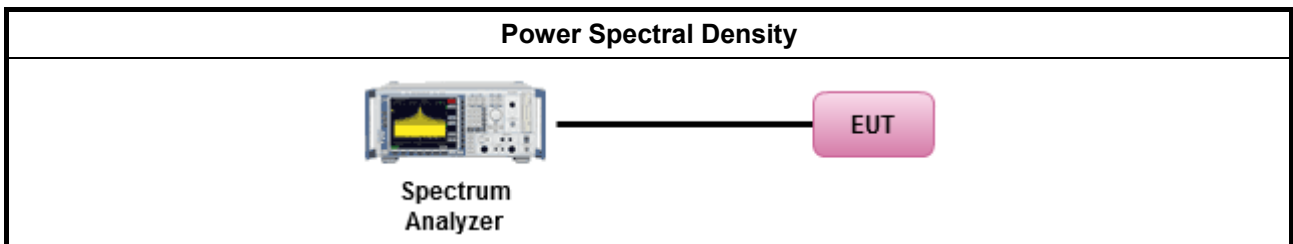
3.4.2 Measuring Instruments

Refer a test equipment and calibration data table in this test report.

3.4.3 Test Procedures

Test Method	
	<ul style="list-style-type: none"> Peak power spectral density procedures that the same method as used to determine the conducted output power. If maximum peak conducted output power was measured to demonstrate compliance to the output power limit, then the peak PSD procedure below (Method PKPSD) shall be used. If maximum conducted output power was measured to demonstrate compliance to the output power limit, then one of the average PSD procedures shall be used, as applicable based on the following criteria (the peak PSD procedure is also an acceptable option).
<input checked="" type="checkbox"/>	Refer as KDB 558074, clause 10.2 Method PKPSD (RBW=3-100kHz; Detector=peak).
	<ul style="list-style-type: none"> For conducted measurement. <ul style="list-style-type: none"> If The EUT supports multiple transmit chains using options given below: <ul style="list-style-type: none"> Measure and sum the spectra across the outputs. Refer as KDB 662911, In-band power spectral density (PSD). Sample all transmit ports simultaneously using a spectrum analyzer for each transmit port. Where the trace bin-by-bin of each transmit port summing can be performed. (i.e., in the first spectral bin of output 1 is summed with that in the first spectral bin of output 2 and that from the first spectral bin of output 3, and so on up to the NTX output to obtain the value for the first frequency bin of the summed spectrum.). Add up the amplitude (power) values for the different transmit chains and use this as the new data trace.

3.4.4 Test Setup



3.4.5 Test Result of Power Spectral Density

Refer as Appendix D

3.5 Emissions in Non-restricted Frequency Bands

3.5.1 Emissions in Non-restricted Frequency Bands Limit

Un-restricted Band Emissions Limit	
RF output power procedure	Limit (dB)
Peak output power procedure	20
Average output power procedure	30

Note 1: If the peak output power procedure is used to measure the fundamental emission power to demonstrate compliance to requirements, then the peak conducted output power measured within any 100 kHz outside the authorized frequency band shall be attenuated by at least 20 dB relative to the maximum measured in-band peak PSD level.

Note 2: If the average output power procedure is used to measure the fundamental emission power to demonstrate compliance to requirements, then the power in any 100 kHz outside of the authorized frequency band shall be attenuated by at least 30 dB relative to the maximum measured in-band average PSD level.

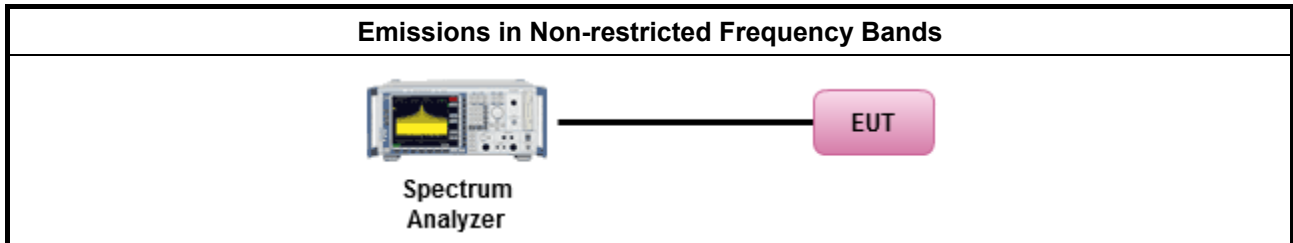
3.5.2 Measuring Instruments

Refer a test equipment and calibration data table in this test report.

3.5.3 Test Procedures

Test Method
<ul style="list-style-type: none"> Refer as KDB 558074, clause 11 for unwanted emissions into non-restricted bands.

3.5.4 Test Setup



3.5.5 Test Result of Emissions in Non-restricted Frequency Bands

Refer as Appendix E

3.6 Emissions in Restricted Frequency Bands

3.6.1 Emissions in Restricted Frequency Bands Limit

Restricted Band Emissions Limit			
Frequency Range (MHz)	Field Strength (uV/m)	Field Strength (dBuV/m)	Measure Distance (m)
0.009~0.490	2400/F(kHz)	48.5 - 13.8	300
0.490~1.705	24000/F(kHz)	33.8 - 23	30
1.705~30.0	30	29	30
30~88	100	40	3
88~216	150	43.5	3
216~960	200	46	3
Above 960	500	54	3

Note 1: Test distance for frequencies at or above 30 MHz, measurements may be performed at a distance other than the limit distance provided they are not performed in the near field and the emissions to be measured can be detected by the measurement equipment. When performing measurements at a distance other than that specified, the results shall be extrapolated to the specified distance using an extrapolation factor of 20 dB/decade (inverse of linear distance for field-strength measurements, inverse of linear distance-squared for power-density measurements).

Note 2: Test distance for frequencies at below 30 MHz, measurements may be performed at a distance closer than the EUT limit distance; however, an attempt should be made to avoid making measurements in the near field. When performing measurements below 30 MHz at a closer distance than the limit distance, the results shall be extrapolated to the specified distance by either making measurements at a minimum of two or more distances on at least one radial to determine the proper extrapolation factor or by using the square of an inverse linear distance extrapolation factor (40 dB/decade). The test report shall specify the extrapolation method used to determine compliance of the EUT.

Note 3: Using the distance of 1m during the test for above 18 GHz, and the test value to correct for the distance factor at 3m.

3.6.2 Measuring Instruments

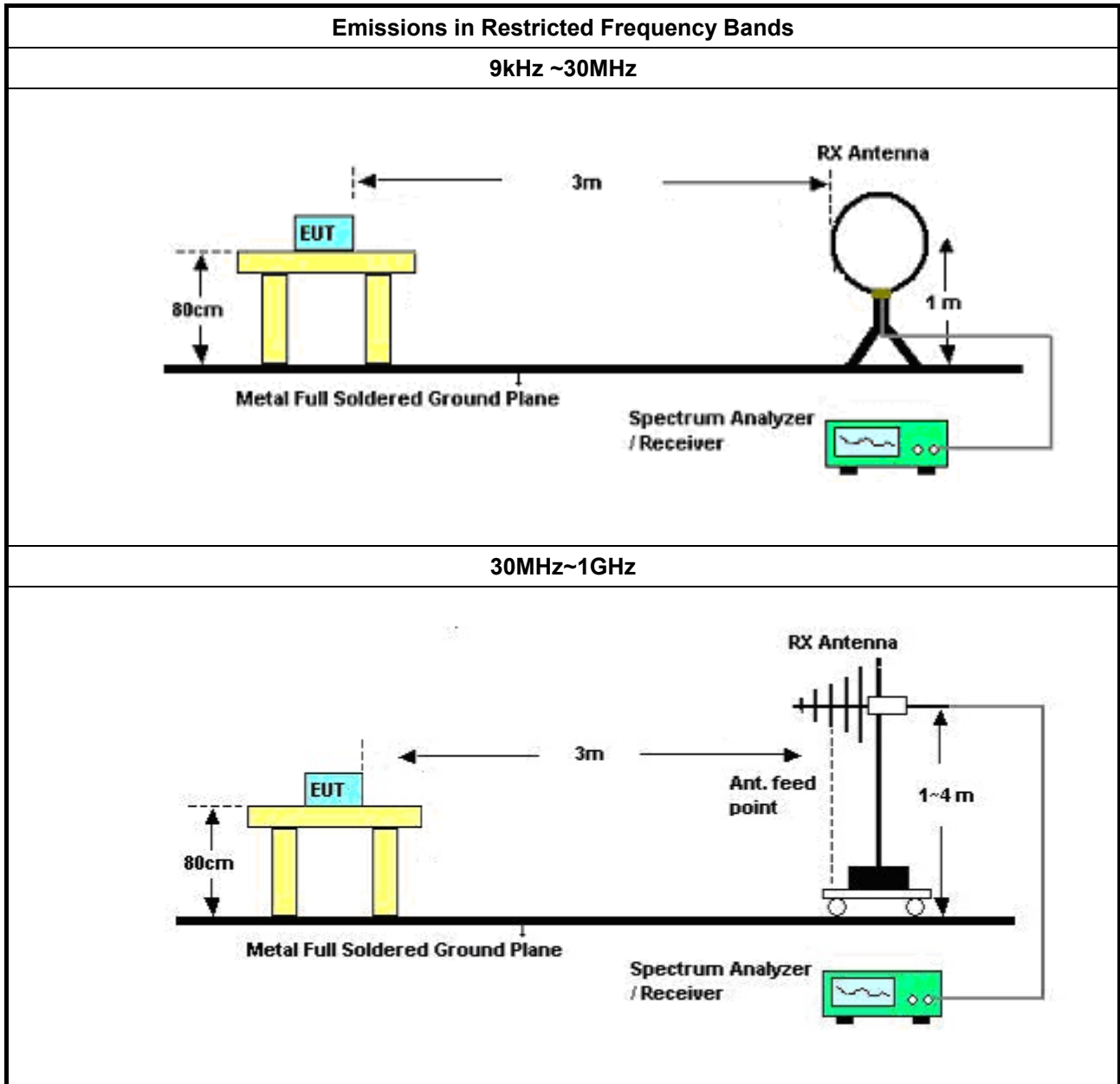
Refer a test equipment and calibration data table in this test report.

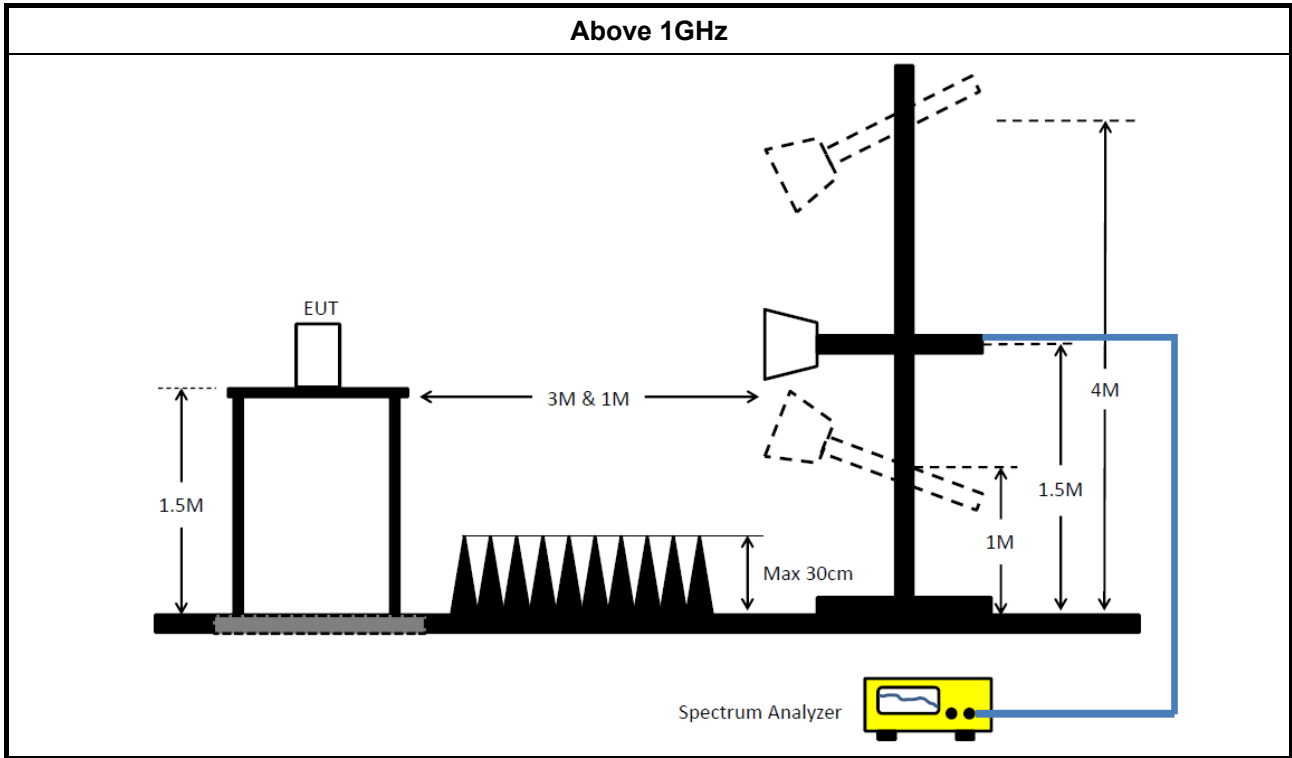


3.6.3 Test Procedures

Test Method	
<ul style="list-style-type: none"> ▪ The average emission levels shall be measured in [duty cycle \geq 98 or duty factor]. 	
<ul style="list-style-type: none"> ▪ Refer as ANSI C63.10, clause 6.10.3 band-edge testing shall be performed at the lowest frequency channel and highest frequency channel within the allowed operating band. 	
<ul style="list-style-type: none"> ▪ For the transmitter unwanted emissions shall be measured using following options below: 	
	<ul style="list-style-type: none"> ▪ Refer as KDB 558074, clause 12 for unwanted emissions into restricted bands.
<input checked="" type="checkbox"/>	Refer as KDB 558074, clause 12.2.5.3 (ANSI C63.10, clause 4.1.4.2.3), Reduced VBW \geq 1/T.
<input checked="" type="checkbox"/>	Refer as KDB 558074, clause 12.2.4 measurement procedure peak limit.
<ul style="list-style-type: none"> ▪ For the transmitter band-edge emissions shall be measured using following options below: 	
	<ul style="list-style-type: none"> ▪ Refer as KDB 558074 clause 13.1, When the performing peak or average radiated measurements, emissions within 2 MHz of the authorized band edge may be measured using the marker-delta method described below.
	<ul style="list-style-type: none"> ▪ Refer as KDB 558074, clause 13.2 (ANSI C63.10, clause 6.10.6) for marker-delta method for band-edge measurements.
	<ul style="list-style-type: none"> ▪ Refer as KDB 558074, clause 13.3 for narrower resolution bandwidth (100kHz) using the band power and summing the spectral levels (i.e., 1 MHz).
<ul style="list-style-type: none"> ▪ For conducted and cabinet radiation measurement, refer as KDB 558074, clause 12.2.2. 	
	<ul style="list-style-type: none"> ▪ For conducted unwanted emissions into restricted bands (absolute emission limits). Devices with multiple transmit chains using options given below: (1) Measure and sum the spectra across the outputs or (2) Measure and add 10 log(N) dB
	<ul style="list-style-type: none"> ▪ For KDB 662911 The methodology described here may overestimate array gain, thereby resulting in apparent failures to satisfy the out-of-band limits even if the device is actually compliant. In such cases, compliance may be demonstrated by performing radiated tests around the frequencies at which the apparent failures occurred.

3.6.4 Test Setup





3.6.5 Test Result of Emissions in Restricted Frequency Bands (Below 30MHz)

The amplitude of spurious emissions which are attenuated by more than 20dB below the permissible value has no need to be reported.

3.6.6 Test Result of Emissions in Restricted Frequency Bands

Refer as Appendix F



4 Test Equipment and Calibration Data

Instrument for AC Conduction

Instrument	Manufacturer	Model No.	Serial No.	Spec.	Calibration Date	Calibration Due Date
EMI Test Receiver	Rohde & Schwarz	ESCS 30	838251/003	9 kHz ~ 2.75 GHz	13/Jun/2017	12/Jun/2018
LISN	R&S	ENV216	101295	9 kHz ~ 30 MHz	17/Nov/2017	16/Nov/2018
RF Cable-CON	HUBER+SUHNER	RG213/U	07611832020001	9 kHz ~ 30 MHz	06/Oct/2017	05/Oct/2018
AC POWER	APC	AFC-11005G	F310050055	47 Hz ~ 63 Hz 5~300V	NCR	NCR
Impuls Begrenzer Pulse Limiter	SCHWARZBECK	VTSD 9561-F	9561-F041	9 kHz ~ 30 MHz	12/Oct/2017	11/Oct/2018

NCR : Non-Calibration Require

Instrument for Radiated Test

Instrument	Manufacturer	Model No.	Serial No.	Spec.	Calibration Date	Calibration Due Date
3m Semi Anechoic Chamber	TDK	SAC-3M	03CH09-HY	30 MHz ~ 1 GHz	23/Apr/2018	22/Apr/2019
3m Semi Anechoic Chamber	TDK	SAC-3M	03CH09-HY	1 GHz ~ 18 GHz	20/Jun/2017	19/Jun/2018
Microwave Preamplifier	Agilent	8449B	3008A02326	1 GHz ~ 26.5 GHz	17/Jul/2017	16/Jul/2018
Amplifier	EMC	EMC9135	980232	9 kHz ~ 1 GHz	27/Apr/2018	26/Apr/2019
EXA Signal Analyzer	KEYSIGHT	N9010A	MY54200885	10 Hz ~ 44 GHz	20/Jul/2017	19/Jul/2018
Bilog Antenna & 5dB Attenuator	TESEQ & MTJ	CBL6111D & MTJ6102-05	35418 / 3	30 MHz ~ 1 GHz	09/Sep/2017	08/Sep/2018
Double Ridged Guide Horn Antenna	SCHWARZBECK	BBHA 9120 D	BBHA9120 D 1534	1 GHz ~ 18 GHz	30/Apr/2018	29/Apr/2019
Broadband Horn Antenna	SCHWARZBECK	BBHA 9170	BBHA9170614	18 GHz ~ 40 GHz	09/Feb/2018	08/Feb/2019
Preamplifier	MITEQ	TTA1840-35-H G	1864481	18 GHz ~ 40 GHz	24/Aug/2017	23/Aug/2018
Loop Antenna	TESEQ	HLA 6120	31244	9k ~ 30 MHz	29/Mar/2018	28/Mar/2019
RF Cable-R03m	Jye Bao	RG142	CB031	9 kHz ~ 1 GHz	02/Feb/2018	01/Feb/2019
RF Cable-high	SUHNER	SUCOFLEX104	MY34918/4	1 GHz ~ 40 GHz	02/Feb/2018	01/Feb/2019



Instrument for Conducted Test

Instrument	Manufacturer	Model No.	Serial No.	Spec.	Calibration Date	Calibration Due Date
Spectrum Analyzer	R&S	FSV 40	101515	9 kHz ~ 40 GHz	08/Dec/2017	07/Dec/2018
Power Sensor	Anritsu	MA2411B	1339407	300 MHz ~ 40 GHz	10/May/2017	09/May/2018
Power Meter	Anritsu	ML2495A	1517010	300 MHz ~ 40 GHz	06/Nov/2017	05/Nov/2018
RF Cable-0.2m	HUBER+SUHNER	SUCOFLEX_104	MY10710/4	30 MHz ~ 26.5 GHz	25/Aug/2017	24/Aug/2018
RF Cable-0.2m	HUBER+SUHNER	SUCOFLEX_104	MY10709/4	30 MHz ~ 26.5 GHz	25/Aug/2017	24/Aug/2018
RF Cable-0.5m	HUBER+SUHNER	SUCOFLEX_104	MY10713/4	30 MHz ~ 26.5 GHz	25/Aug/2017	24/Aug/2018
Signal Generator	R&S	SMR40	100116	10 MHz ~ 40 GHz	27/Jul/2017	26/Jul/2018



AC Power-line Conducted Emissions Result																																																																																																																																		
Operating Mode	1	Power Phase	Neutral																																																																																																																															
Operating Function	AC mode																																																																																																																																	
Date: 2018-05-02																																																																																																																																		
<table border="1" style="width:100%; border-collapse: collapse; margin-top: 20px;"> <thead> <tr> <th></th> <th>Freq</th> <th>Level</th> <th>Over Limit</th> <th>Limit Line</th> <th>Read Level</th> <th>LISN Factor</th> <th>Cable Loss</th> <th>Remark</th> </tr> <tr> <th></th> <th>MHz</th> <th>dBuV</th> <th>dB</th> <th>dBuV</th> <th>dBuV</th> <th>dB</th> <th>dB</th> <th></th> </tr> </thead> <tbody> <tr> <td style="background-color: #e0e0e0;">1</td> <td style="background-color: #e0e0e0;">MAX</td> <td style="background-color: #e0e0e0;">0.19</td> <td style="background-color: #e0e0e0;">36.60</td> <td style="background-color: #e0e0e0;">-17.42</td> <td style="background-color: #e0e0e0;">54.02</td> <td style="background-color: #e0e0e0;">26.97</td> <td style="background-color: #e0e0e0;">9.62</td> <td style="background-color: #e0e0e0;">0.01</td> <td style="background-color: #e0e0e0;">Average</td> </tr> <tr> <td>2</td> <td>0.19</td> <td>42.85</td> <td>-21.17</td> <td>64.02</td> <td>33.22</td> <td>9.62</td> <td>0.01</td> <td>QP</td> </tr> <tr> <td>3</td> <td>0.23</td> <td>27.49</td> <td>-25.03</td> <td>52.52</td> <td>17.85</td> <td>9.62</td> <td>0.02</td> <td>Average</td> </tr> <tr> <td>4</td> <td>0.23</td> <td>40.32</td> <td>-22.20</td> <td>62.52</td> <td>30.68</td> <td>9.62</td> <td>0.02</td> <td>QP</td> </tr> <tr> <td>5</td> <td>0.24</td> <td>24.46</td> <td>-27.67</td> <td>52.13</td> <td>14.81</td> <td>9.62</td> <td>0.03</td> <td>Average</td> </tr> <tr> <td>6</td> <td>0.24</td> <td>34.50</td> <td>-27.63</td> <td>62.13</td> <td>24.85</td> <td>9.62</td> <td>0.03</td> <td>QP</td> </tr> <tr> <td>7</td> <td>1.00</td> <td>22.99</td> <td>-23.01</td> <td>46.00</td> <td>13.37</td> <td>9.62</td> <td>0.00</td> <td>Average</td> </tr> <tr> <td>8</td> <td>1.00</td> <td>33.14</td> <td>-22.86</td> <td>56.00</td> <td>23.52</td> <td>9.62</td> <td>0.00</td> <td>QP</td> </tr> <tr> <td>9</td> <td>2.27</td> <td>28.23</td> <td>-17.77</td> <td>46.00</td> <td>18.58</td> <td>9.63</td> <td>0.02</td> <td>Average</td> </tr> <tr> <td>10</td> <td>2.27</td> <td>38.45</td> <td>-17.55</td> <td>56.00</td> <td>28.80</td> <td>9.63</td> <td>0.02</td> <td>QP</td> </tr> <tr> <td>11</td> <td>2.96</td> <td>20.70</td> <td>-25.30</td> <td>46.00</td> <td>11.01</td> <td>9.64</td> <td>0.05</td> <td>Average</td> </tr> <tr> <td>12</td> <td>2.96</td> <td>30.18</td> <td>-25.82</td> <td>56.00</td> <td>20.49</td> <td>9.64</td> <td>0.05</td> <td>QP</td> </tr> </tbody> </table>					Freq	Level	Over Limit	Limit Line	Read Level	LISN Factor	Cable Loss	Remark		MHz	dBuV	dB	dBuV	dBuV	dB	dB		1	MAX	0.19	36.60	-17.42	54.02	26.97	9.62	0.01	Average	2	0.19	42.85	-21.17	64.02	33.22	9.62	0.01	QP	3	0.23	27.49	-25.03	52.52	17.85	9.62	0.02	Average	4	0.23	40.32	-22.20	62.52	30.68	9.62	0.02	QP	5	0.24	24.46	-27.67	52.13	14.81	9.62	0.03	Average	6	0.24	34.50	-27.63	62.13	24.85	9.62	0.03	QP	7	1.00	22.99	-23.01	46.00	13.37	9.62	0.00	Average	8	1.00	33.14	-22.86	56.00	23.52	9.62	0.00	QP	9	2.27	28.23	-17.77	46.00	18.58	9.63	0.02	Average	10	2.27	38.45	-17.55	56.00	28.80	9.63	0.02	QP	11	2.96	20.70	-25.30	46.00	11.01	9.64	0.05	Average	12	2.96	30.18	-25.82	56.00	20.49	9.64	0.05	QP
	Freq	Level	Over Limit	Limit Line	Read Level	LISN Factor	Cable Loss	Remark																																																																																																																										
	MHz	dBuV	dB	dBuV	dBuV	dB	dB																																																																																																																											
1	MAX	0.19	36.60	-17.42	54.02	26.97	9.62	0.01	Average																																																																																																																									
2	0.19	42.85	-21.17	64.02	33.22	9.62	0.01	QP																																																																																																																										
3	0.23	27.49	-25.03	52.52	17.85	9.62	0.02	Average																																																																																																																										
4	0.23	40.32	-22.20	62.52	30.68	9.62	0.02	QP																																																																																																																										
5	0.24	24.46	-27.67	52.13	14.81	9.62	0.03	Average																																																																																																																										
6	0.24	34.50	-27.63	62.13	24.85	9.62	0.03	QP																																																																																																																										
7	1.00	22.99	-23.01	46.00	13.37	9.62	0.00	Average																																																																																																																										
8	1.00	33.14	-22.86	56.00	23.52	9.62	0.00	QP																																																																																																																										
9	2.27	28.23	-17.77	46.00	18.58	9.63	0.02	Average																																																																																																																										
10	2.27	38.45	-17.55	56.00	28.80	9.63	0.02	QP																																																																																																																										
11	2.96	20.70	-25.30	46.00	11.01	9.64	0.05	Average																																																																																																																										
12	2.96	30.18	-25.82	56.00	20.49	9.64	0.05	QP																																																																																																																										
<p>Note 1: ">20dB" means emission levels that exceed the level of 20 dB below the applicable limit. Note 2: "N/F" means Nothing Found emissions (No emissions were detected.)</p>																																																																																																																																		



AC Power-line Conducted Emissions Result																																																																																																																																	
Operating Mode	1	Power Phase	Line																																																																																																																														
Operating Function	AC mode																																																																																																																																
<div style="display: flex; justify-content: space-between;"> Level (dBuV) Date: 2018-05-02 </div> <p>The graph displays the AC power-line conducted emissions. The y-axis represents the emission level in dBuV, ranging from 0 to 80. The x-axis represents the frequency in MHz, ranging from 0.1502 to 30. Two red lines indicate the applicable limits: NCC/IC/FCC-B (upper limit) and NCC/IC/FCC-B-AV (lower limit). A blue line shows the measured emission spectrum, with several peaks labeled with their frequency and level. The highest peak is at 2.27 MHz, labeled '12 MAX'.</p>																																																																																																																																	
<table border="1" style="width: 100%; border-collapse: collapse;"> <thead> <tr> <th></th> <th>Freq</th> <th>Level</th> <th>Over Limit</th> <th>Limit Line</th> <th>Read Level</th> <th>LISN Factor</th> <th>Cable Loss</th> <th>Remark</th> </tr> <tr> <th></th> <th>MHz</th> <th>dBuV</th> <th>dB</th> <th>dBuV</th> <th>dBuV</th> <th>dB</th> <th>dB</th> <th></th> </tr> </thead> <tbody> <tr><td>1</td><td>0.19</td><td>34.18</td><td>-19.88</td><td>54.06</td><td>24.55</td><td>9.62</td><td>0.01</td><td>Average</td></tr> <tr><td>2</td><td>0.19</td><td>40.92</td><td>-23.14</td><td>64.06</td><td>31.29</td><td>9.62</td><td>0.01</td><td>QP</td></tr> <tr><td>3</td><td>0.22</td><td>28.98</td><td>-23.76</td><td>52.74</td><td>19.35</td><td>9.62</td><td>0.01</td><td>Average</td></tr> <tr><td>4</td><td>0.22</td><td>38.98</td><td>-23.76</td><td>62.74</td><td>29.35</td><td>9.62</td><td>0.01</td><td>QP</td></tr> <tr><td>5</td><td>0.26</td><td>20.82</td><td>-30.69</td><td>51.51</td><td>11.16</td><td>9.62</td><td>0.04</td><td>Average</td></tr> <tr><td>6</td><td>0.26</td><td>31.59</td><td>-29.92</td><td>61.51</td><td>21.93</td><td>9.62</td><td>0.04</td><td>QP</td></tr> <tr><td>7</td><td>1.33</td><td>19.59</td><td>-26.41</td><td>46.00</td><td>9.98</td><td>9.61</td><td>0.00</td><td>Average</td></tr> <tr><td>8</td><td>1.33</td><td>32.79</td><td>-23.21</td><td>56.00</td><td>23.18</td><td>9.61</td><td>0.00</td><td>QP</td></tr> <tr><td>9</td><td>1.67</td><td>22.18</td><td>-23.82</td><td>46.00</td><td>12.56</td><td>9.62</td><td>0.00</td><td>Average</td></tr> <tr><td>10</td><td>1.67</td><td>30.14</td><td>-25.86</td><td>56.00</td><td>20.52</td><td>9.62</td><td>0.00</td><td>QP</td></tr> <tr><td>11</td><td>2.27</td><td>27.66</td><td>-18.34</td><td>46.00</td><td>18.02</td><td>9.62</td><td>0.02</td><td>Average</td></tr> <tr><td>12 MAX</td><td>2.27</td><td>37.87</td><td>-18.13</td><td>56.00</td><td>28.23</td><td>9.62</td><td>0.02</td><td>QP</td></tr> </tbody> </table>					Freq	Level	Over Limit	Limit Line	Read Level	LISN Factor	Cable Loss	Remark		MHz	dBuV	dB	dBuV	dBuV	dB	dB		1	0.19	34.18	-19.88	54.06	24.55	9.62	0.01	Average	2	0.19	40.92	-23.14	64.06	31.29	9.62	0.01	QP	3	0.22	28.98	-23.76	52.74	19.35	9.62	0.01	Average	4	0.22	38.98	-23.76	62.74	29.35	9.62	0.01	QP	5	0.26	20.82	-30.69	51.51	11.16	9.62	0.04	Average	6	0.26	31.59	-29.92	61.51	21.93	9.62	0.04	QP	7	1.33	19.59	-26.41	46.00	9.98	9.61	0.00	Average	8	1.33	32.79	-23.21	56.00	23.18	9.61	0.00	QP	9	1.67	22.18	-23.82	46.00	12.56	9.62	0.00	Average	10	1.67	30.14	-25.86	56.00	20.52	9.62	0.00	QP	11	2.27	27.66	-18.34	46.00	18.02	9.62	0.02	Average	12 MAX	2.27	37.87	-18.13	56.00	28.23	9.62	0.02	QP
	Freq	Level	Over Limit	Limit Line	Read Level	LISN Factor	Cable Loss	Remark																																																																																																																									
	MHz	dBuV	dB	dBuV	dBuV	dB	dB																																																																																																																										
1	0.19	34.18	-19.88	54.06	24.55	9.62	0.01	Average																																																																																																																									
2	0.19	40.92	-23.14	64.06	31.29	9.62	0.01	QP																																																																																																																									
3	0.22	28.98	-23.76	52.74	19.35	9.62	0.01	Average																																																																																																																									
4	0.22	38.98	-23.76	62.74	29.35	9.62	0.01	QP																																																																																																																									
5	0.26	20.82	-30.69	51.51	11.16	9.62	0.04	Average																																																																																																																									
6	0.26	31.59	-29.92	61.51	21.93	9.62	0.04	QP																																																																																																																									
7	1.33	19.59	-26.41	46.00	9.98	9.61	0.00	Average																																																																																																																									
8	1.33	32.79	-23.21	56.00	23.18	9.61	0.00	QP																																																																																																																									
9	1.67	22.18	-23.82	46.00	12.56	9.62	0.00	Average																																																																																																																									
10	1.67	30.14	-25.86	56.00	20.52	9.62	0.00	QP																																																																																																																									
11	2.27	27.66	-18.34	46.00	18.02	9.62	0.02	Average																																																																																																																									
12 MAX	2.27	37.87	-18.13	56.00	28.23	9.62	0.02	QP																																																																																																																									
<p>Note 1: ">20dB" means emission levels that exceed the level of 20 dB below the applicable limit. Note 2: "N/F" means Nothing Found emissions (No emissions were detected.)</p>																																																																																																																																	



Summary

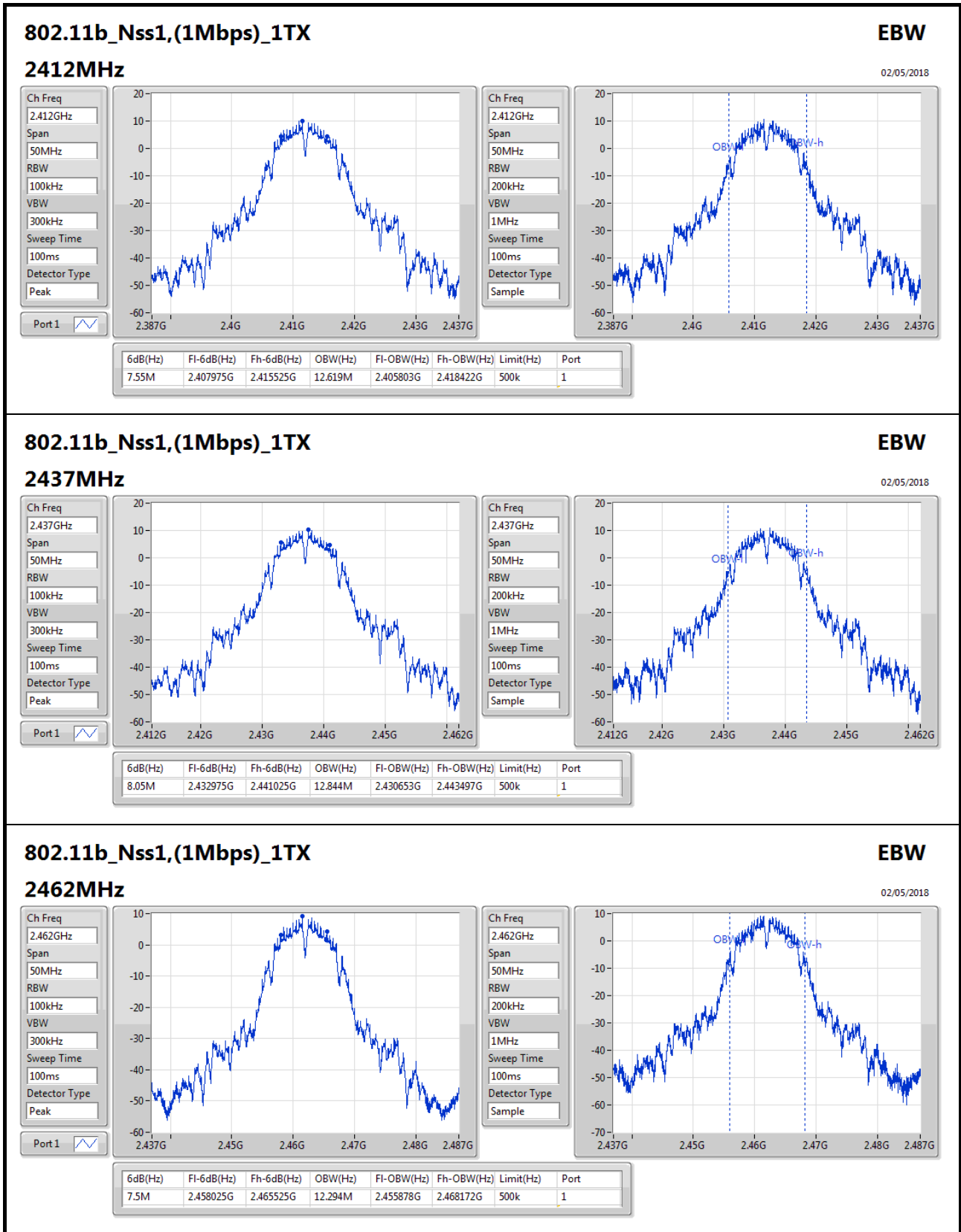
Mode	Max-N dB (Hz)	Max-OBW (Hz)	ITU-Code	Min-N dB (Hz)	Min-OBW (Hz)
2.4-2.4835GHz	-	-	-	-	-
802.11b_Nss1,(1Mbps)_1TX	8.05M	12.844M	12M8G1D	7.5M	12.294M
802.11g_Nss1,(6Mbps)_1TX	15.175M	16.717M	16M7D1D	14.05M	16.367M
802.11n HT20_Nss1,(MCS0)_1TX	15.05M	17.766M	17M8D1D	14.35M	17.516M
802.11n HT40_Nss1,(MCS0)_1TX	35.1M	35.932M	35M9D1D	32.6M	35.882M

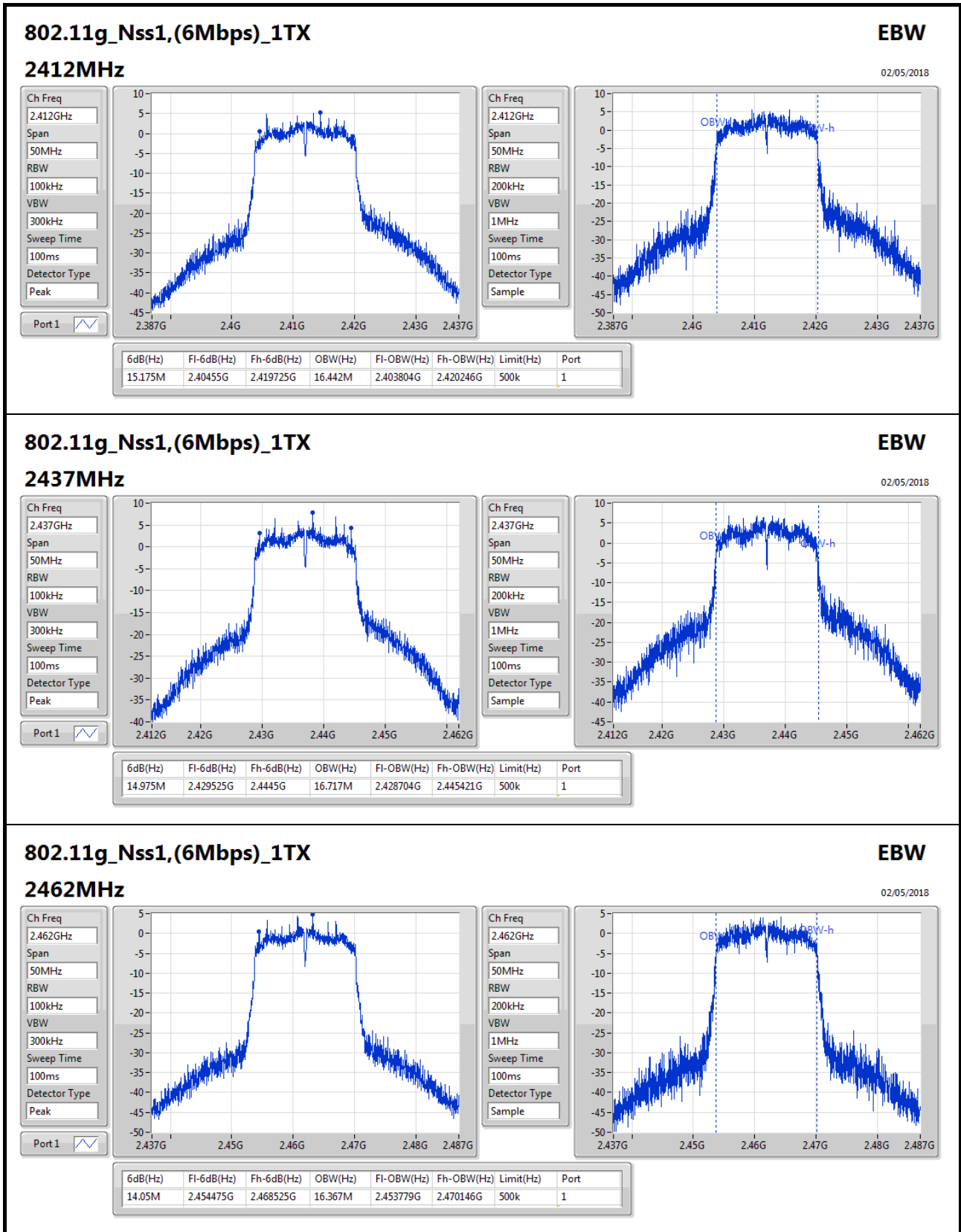
Max-N dB = Maximum 6dB down bandwidth; **Max-OBW** = Maximum 99% occupied bandwidth;
Min-N dB = Minimum 6dB down bandwidth; **Min-OBW** = Minimum 99% occupied bandwidth;

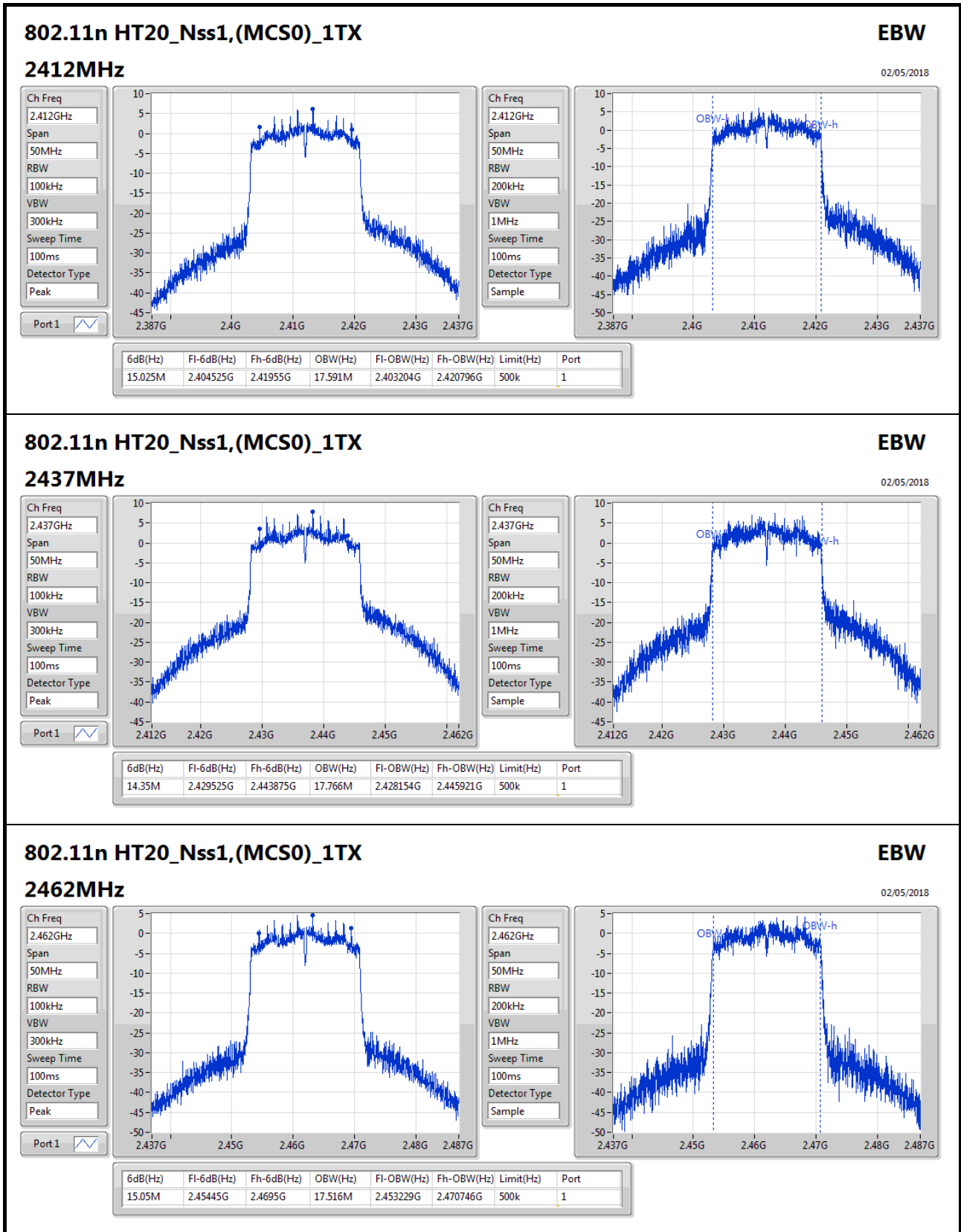
Result

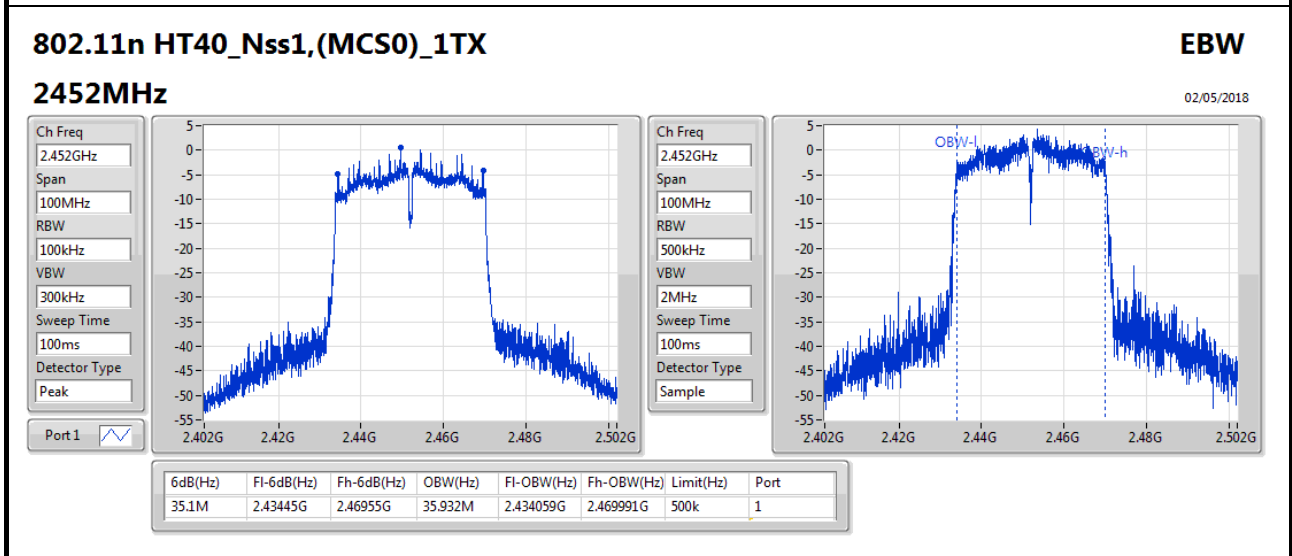
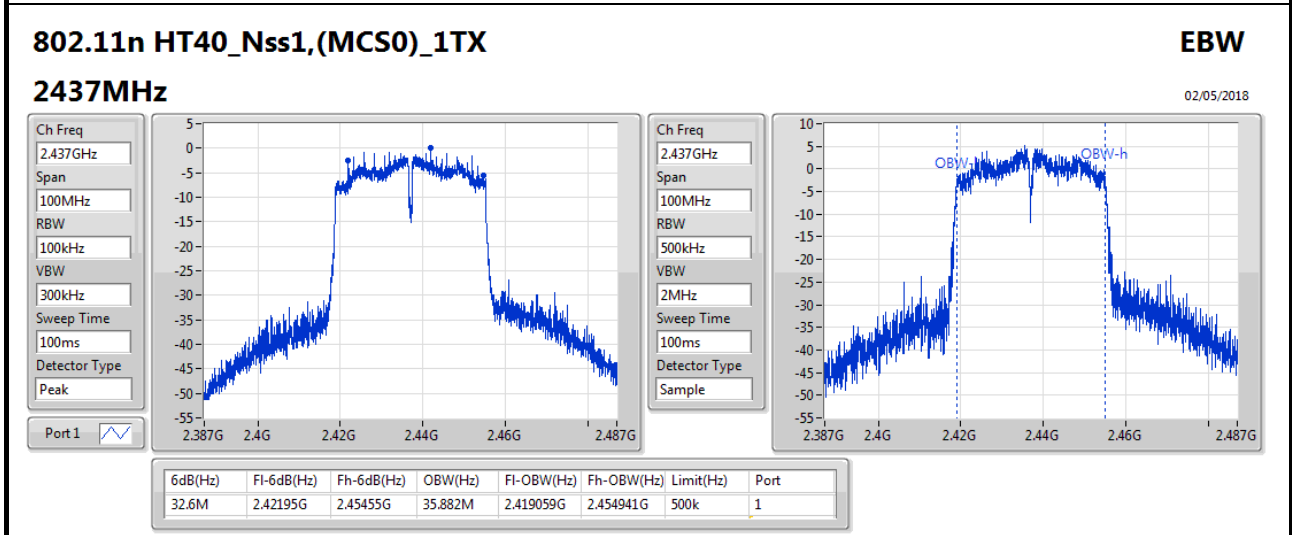
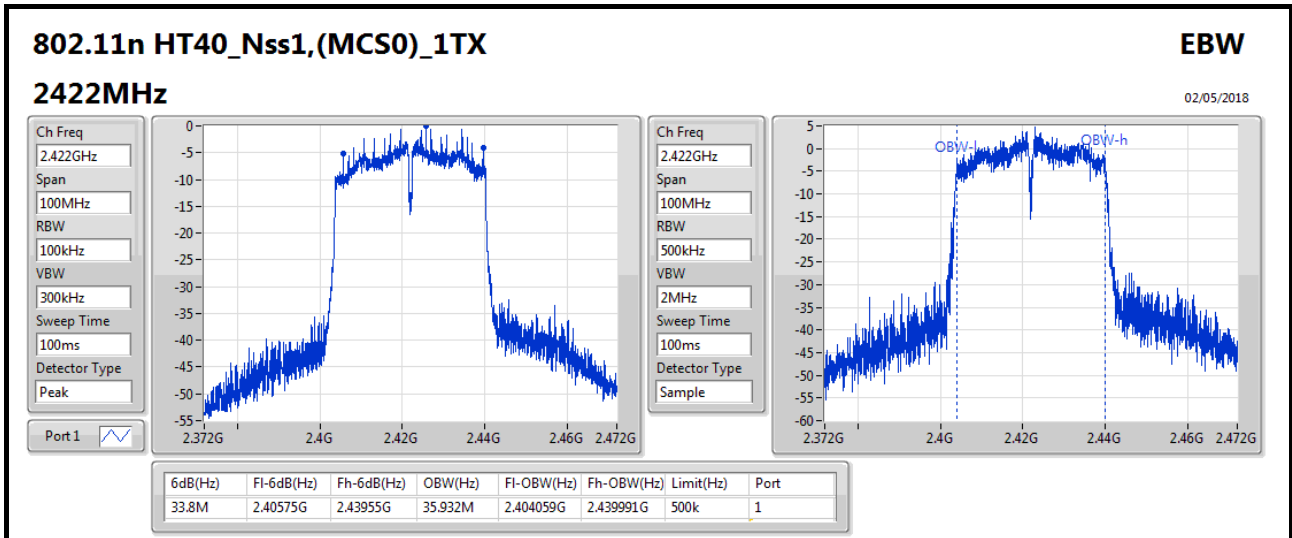
Mode	Result	Limit (Hz)	Port 1-N dB (Hz)	Port 1-OBW (Hz)
802.11b_Nss1,(1Mbps)_1TX	-	-	-	-
2412MHz_TnomVnom	Pass	500k	7.55M	12.619M
2437MHz_TnomVnom	Pass	500k	8.05M	12.844M
2462MHz_TnomVnom	Pass	500k	7.5M	12.294M
802.11g_Nss1,(6Mbps)_1TX	-	-	-	-
2412MHz_TnomVnom	Pass	500k	15.175M	16.442M
2437MHz_TnomVnom	Pass	500k	14.975M	16.717M
2462MHz_TnomVnom	Pass	500k	14.05M	16.367M
802.11n HT20_Nss1,(MCS0)_1TX	-	-	-	-
2412MHz_TnomVnom	Pass	500k	15.025M	17.591M
2437MHz_TnomVnom	Pass	500k	14.35M	17.766M
2462MHz_TnomVnom	Pass	500k	15.05M	17.516M
802.11n HT40_Nss1,(MCS0)_1TX	-	-	-	-
2422MHz_TnomVnom	Pass	500k	33.8M	35.932M
2437MHz_TnomVnom	Pass	500k	32.6M	35.882M
2452MHz_TnomVnom	Pass	500k	35.1M	35.932M

Port X-N dB = Port X 6dB down bandwidth; **Port X-OBW** = Port X 99% occupied bandwidth;











Summary

Mode	Total Power (dBm)	Total Power (W)
2.4-2.4835GHz	-	-
802.11b_Nss1,(1Mbps)_1TX	19.14	0.08204
802.11g_Nss1,(6Mbps)_1TX	18.16	0.06546
802.11n HT20_Nss1,(MCS0)_1TX	18.14	0.06516
802.11n HT40_Nss1,(MCS0)_1TX	14.97	0.03141

Result

Mode	Result	DG (dBi)	Port 1 (dBm)	Total Power (dBm)	Power Limit (dBm)
802.11b_Nss1,(1Mbps)_1TX	-	-	-	-	-
2412MHz_TnomVnom	Pass	1.37	18.66	18.66	30.00
2417MHz_TnomVnom	Pass	1.37	17.78	17.78	30.00
2422MHz_TnomVnom	Pass	1.37	18.97	18.97	30.00
2427MHz_TnomVnom	Pass	1.08	17.50	17.50	30.00
2432MHz_TnomVnom	Pass	1.08	19.10	19.10	30.00
2437MHz_TnomVnom	Pass	1.08	19.09	19.09	30.00
2452MHz_TnomVnom	Pass	1.08	19.14	19.14	30.00
2457MHz_TnomVnom	Pass	1.08	18.54	18.54	30.00
2462MHz_TnomVnom	Pass	1.08	17.64	17.64	30.00
802.11g_Nss1,(6Mbps)_1TX	-	-	-	-	-
2412MHz_TnomVnom	Pass	1.37	16.72	16.72	30.00
2417MHz_TnomVnom	Pass	1.37	16.75	16.75	30.00
2422MHz_TnomVnom	Pass	1.37	16.86	16.86	30.00
2427MHz_TnomVnom	Pass	1.08	17.29	17.29	30.00
2432MHz_TnomVnom	Pass	1.08	18.12	18.12	30.00
2437MHz_TnomVnom	Pass	1.08	18.16	18.16	30.00
2442MHz_TnomVnom	Pass	1.08	17.85	17.85	30.00
2447MHz_TnomVnom	Pass	1.08	17.17	17.17	30.00
2452MHz_TnomVnom	Pass	1.08	16.36	16.36	30.00
2457MHz_TnomVnom	Pass	1.08	15.39	15.39	30.00
2462MHz_TnomVnom	Pass	1.08	15.38	15.38	30.00
802.11n HT20_Nss1,(MCS0)_1TX	-	-	-	-	-
2412MHz_TnomVnom	Pass	1.37	16.46	16.46	30.00
2417MHz_TnomVnom	Pass	1.37	16.70	16.70	30.00
2422MHz_TnomVnom	Pass	1.37	17.20	17.20	30.00
2427MHz_TnomVnom	Pass	1.08	17.98	17.98	30.00
2432MHz_TnomVnom	Pass	1.08	18.03	18.03	30.00
2437MHz_TnomVnom	Pass	1.08	18.08	18.08	30.00
2442MHz_TnomVnom	Pass	1.08	18.13	18.13	30.00
2447MHz_TnomVnom	Pass	1.08	18.14	18.14	30.00
2452MHz_TnomVnom	Pass	1.08	17.24	17.24	30.00
2457MHz_TnomVnom	Pass	1.08	15.69	15.69	30.00
2462MHz_TnomVnom	Pass	1.08	15.34	15.34	30.00
802.11n HT40_Nss1,(MCS0)_1TX	-	-	-	-	-
2422MHz_TnomVnom	Pass	1.37	13.37	13.37	30.00



AV Power Result

Appendix C

Mode	Result	DG (dBi)	Port 1 (dBm)	Total Power (dBm)	Power Limit (dBm)
2427MHz_TnomVnom	Pass	1.08	13.92	13.92	30.00
2432MHz_TnomVnom	Pass	1.08	14.84	14.84	30.00
2437MHz_TnomVnom	Pass	1.08	14.97	14.97	30.00
2442MHz_TnomVnom	Pass	1.08	13.55	13.55	30.00
2447MHz_TnomVnom	Pass	1.08	13.62	13.62	30.00
2452MHz_TnomVnom	Pass	1.08	13.60	13.60	30.00

DG = Directional Gain; Port X = Port X output power

Note : Conducted average output power is for reference only



Summary

Mode	PD (dBm/RBW)
2.4-2.4835GHz	-
802.11b_Nss1,(1Mbps)_1TX	-3.74
802.11g_Nss1,(6Mbps)_1TX	-7.98
802.11n HT20_Nss1,(MCS0)_1TX	-7.21
802.11n HT40_Nss1,(MCS0)_1TX	-13.80

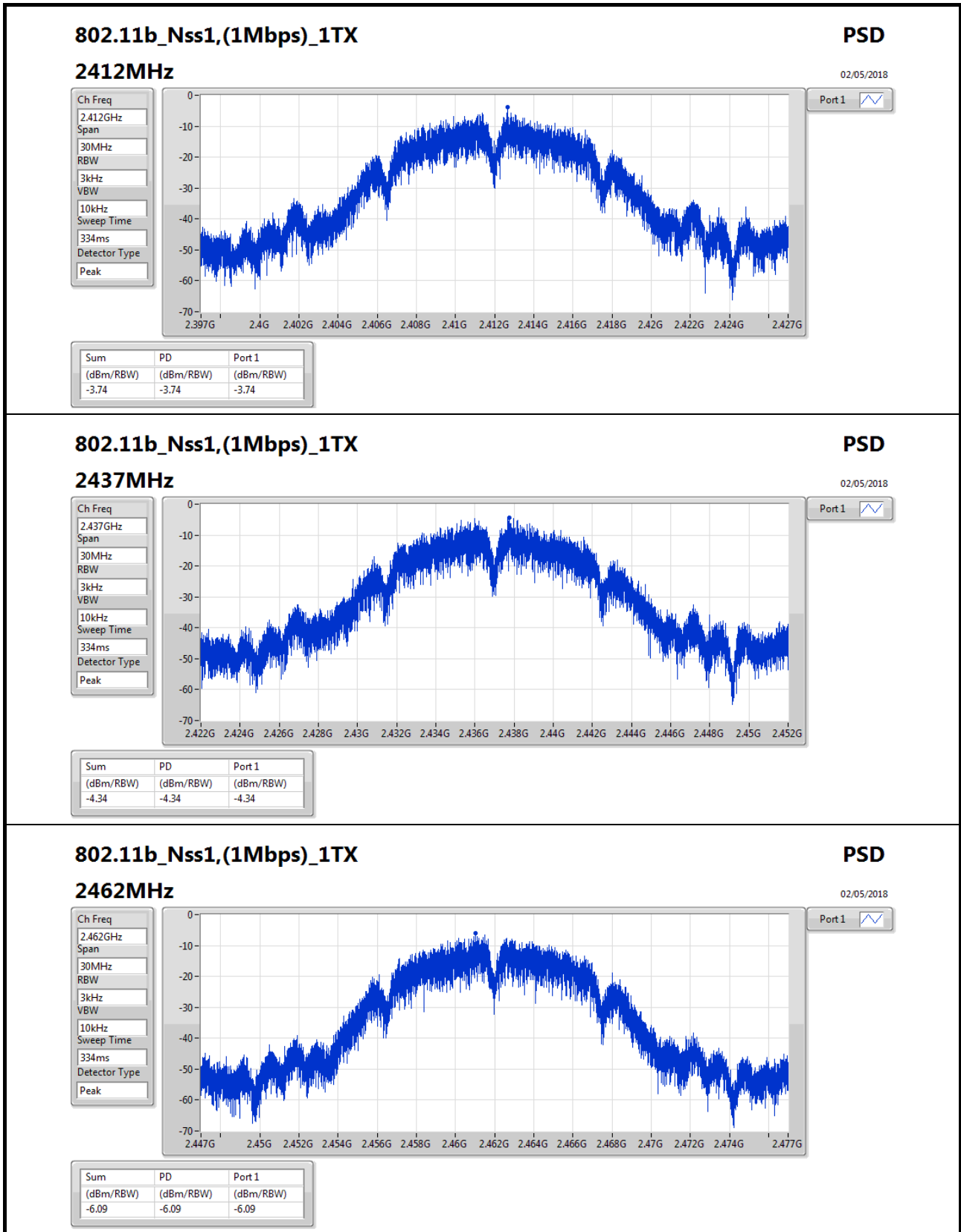
RBW=3kHz.

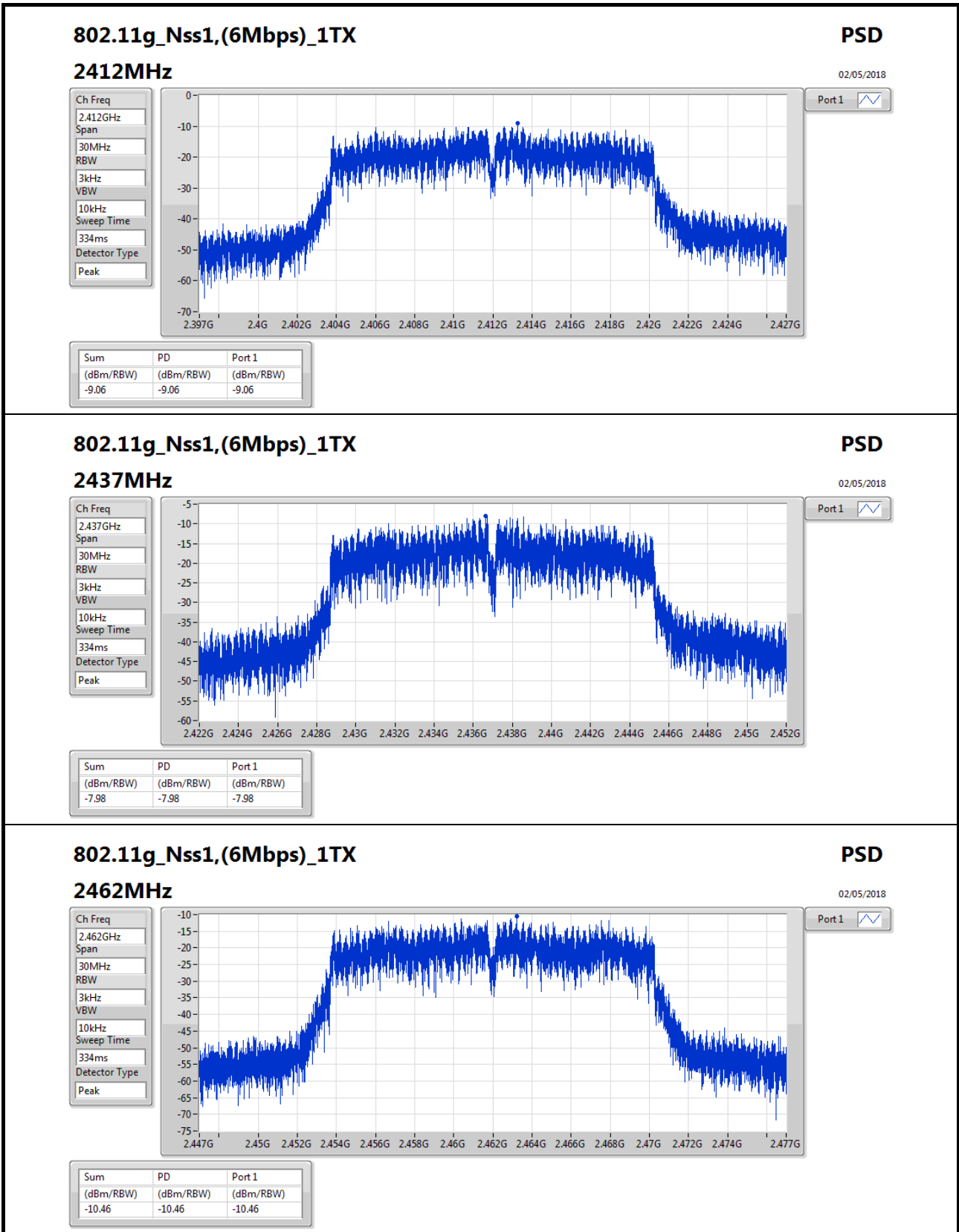
Result

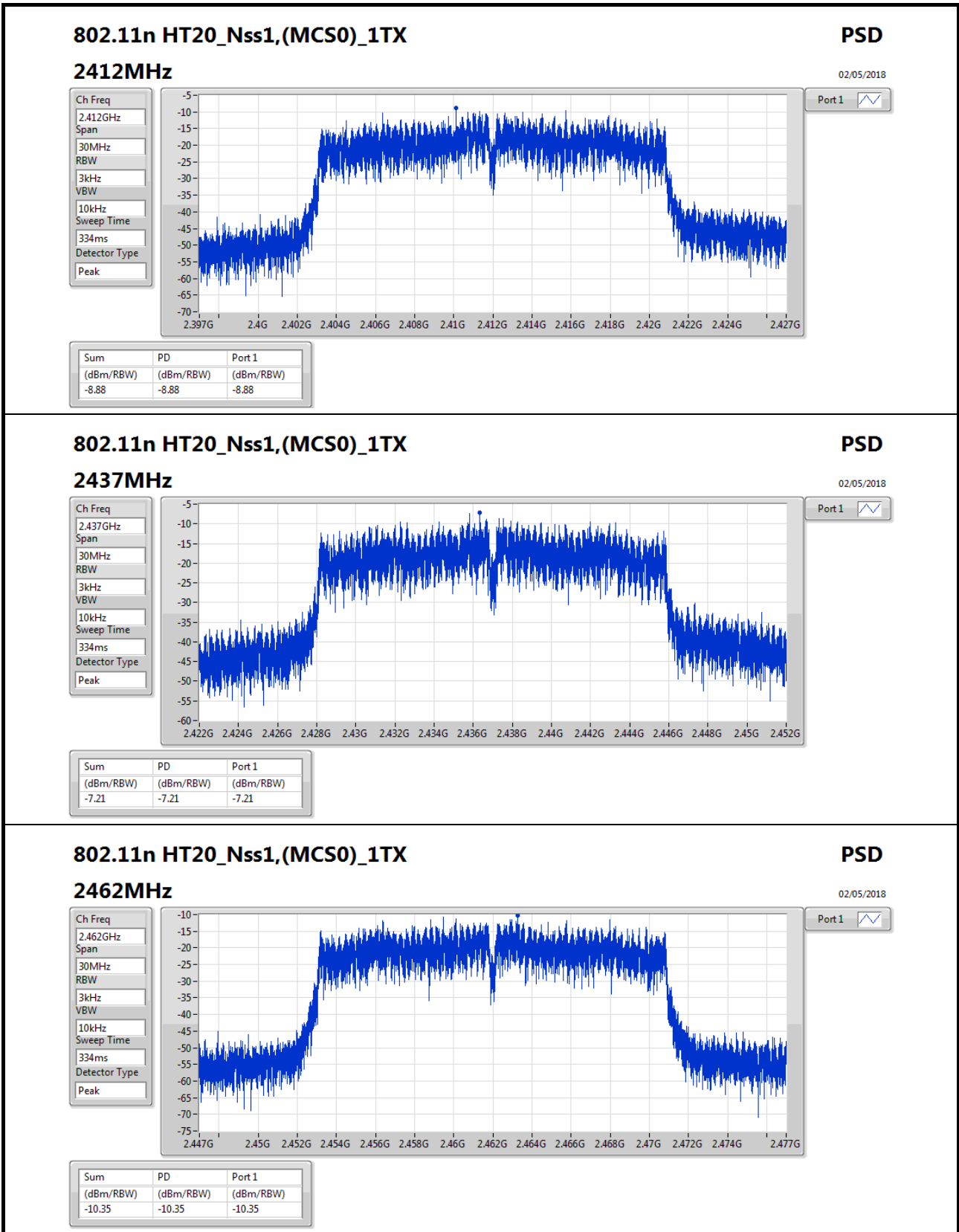
Mode	Result	DG (dBi)	Port 1 (dBm/RBW)	PD (dBm/RBW)	PD Limit (dBm/RBW)
802.11b_Nss1,(1Mbps)_1TX	-	-	-	-	-
2412MHz_TnomVnom	Pass	1.37	-3.74	-3.74	8.00
2437MHz_TnomVnom	Pass	1.08	-4.34	-4.34	8.00
2462MHz_TnomVnom	Pass	1.08	-6.09	-6.09	8.00
802.11g_Nss1,(6Mbps)_1TX	-	-	-	-	-
2412MHz_TnomVnom	Pass	1.37	-9.06	-9.06	8.00
2437MHz_TnomVnom	Pass	1.08	-7.98	-7.98	8.00
2462MHz_TnomVnom	Pass	1.08	-10.46	-10.46	8.00
802.11n HT20_Nss1,(MCS0)_1TX	-	-	-	-	-
2412MHz_TnomVnom	Pass	1.37	-8.88	-8.88	8.00
2437MHz_TnomVnom	Pass	1.08	-7.21	-7.21	8.00
2462MHz_TnomVnom	Pass	1.08	-10.35	-10.35	8.00
802.11n HT40_Nss1,(MCS0)_1TX	-	-	-	-	-
2422MHz_TnomVnom	Pass	1.37	-14.42	-14.42	8.00
2437MHz_TnomVnom	Pass	1.08	-13.80	-13.80	8.00
2452MHz_TnomVnom	Pass	1.08	-15.42	-15.42	8.00

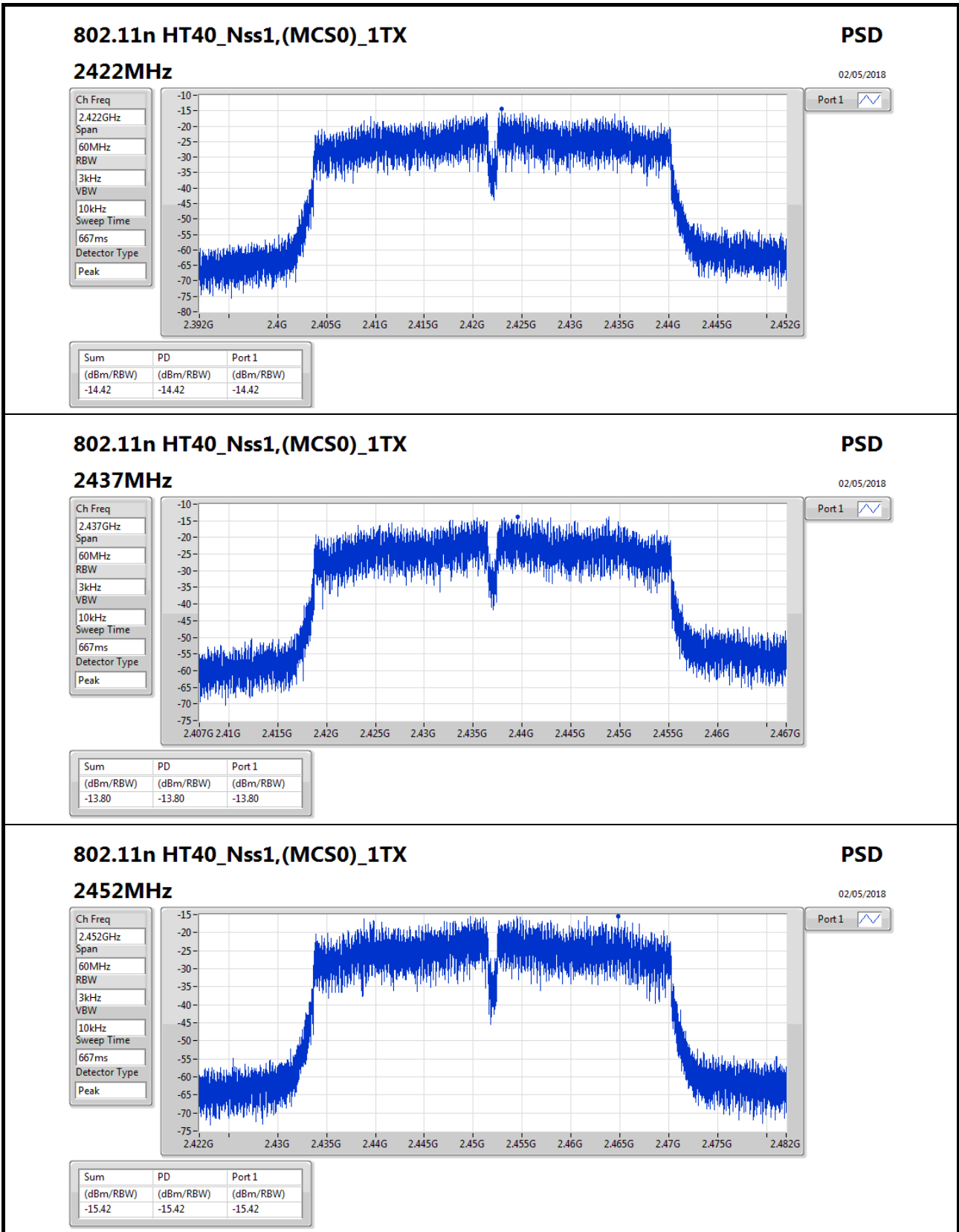
DG = Directional Gain; RBW=3kHz;

PD = trace bin-by-bin of each transmits port summing can be performed maximum power density; Port X = Port Xpower density;









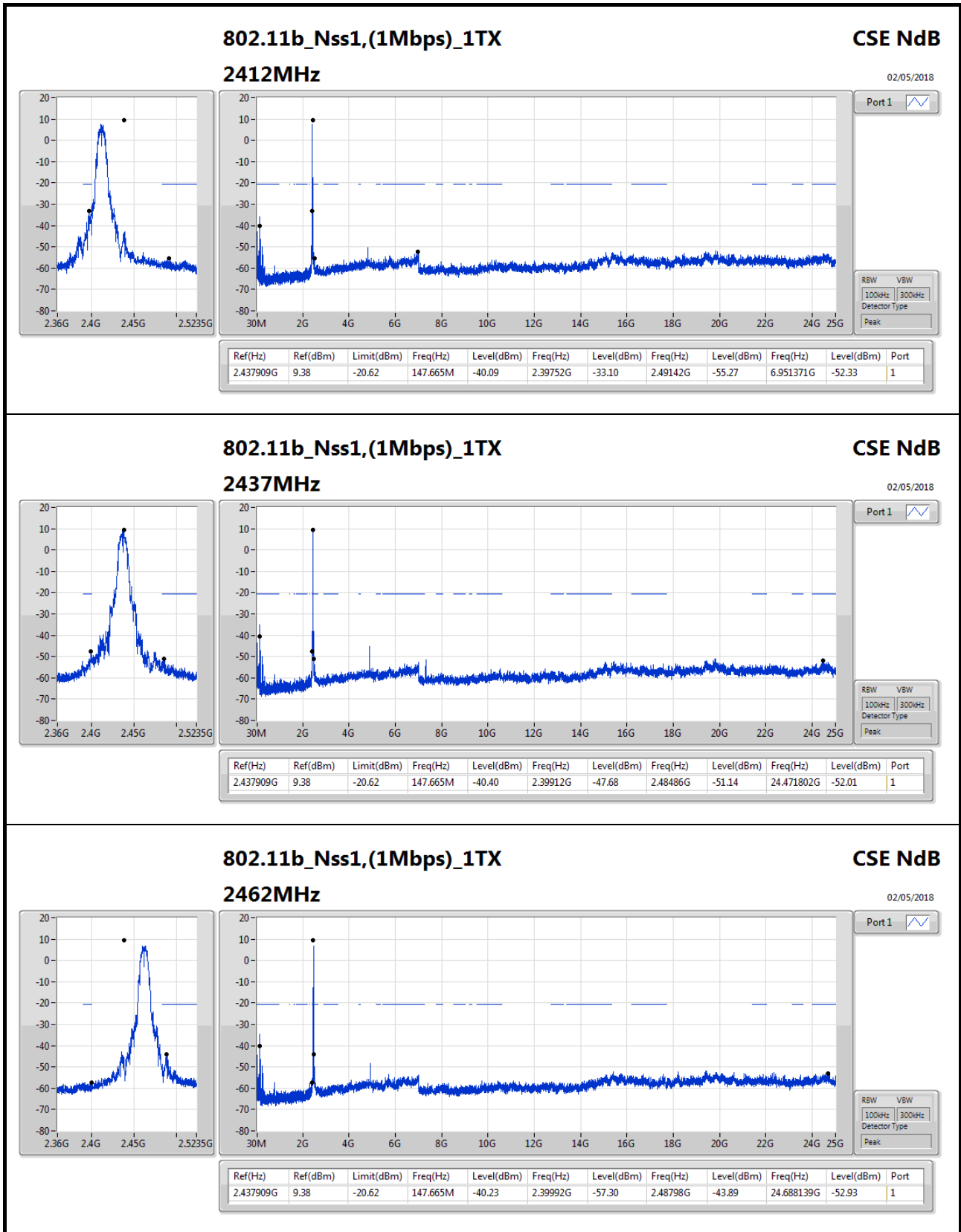


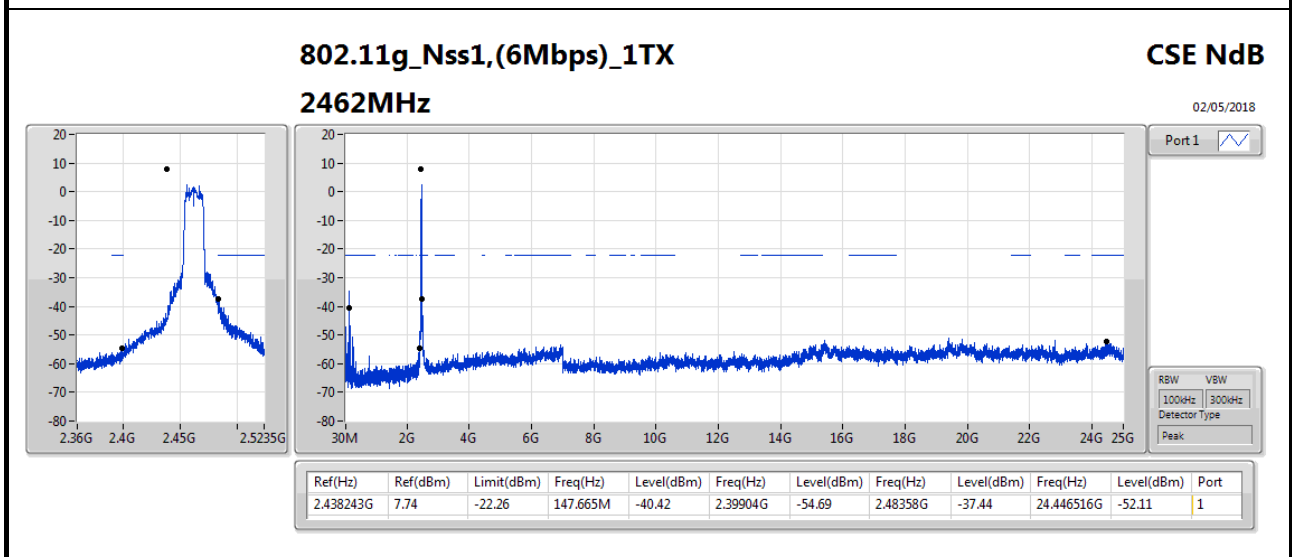
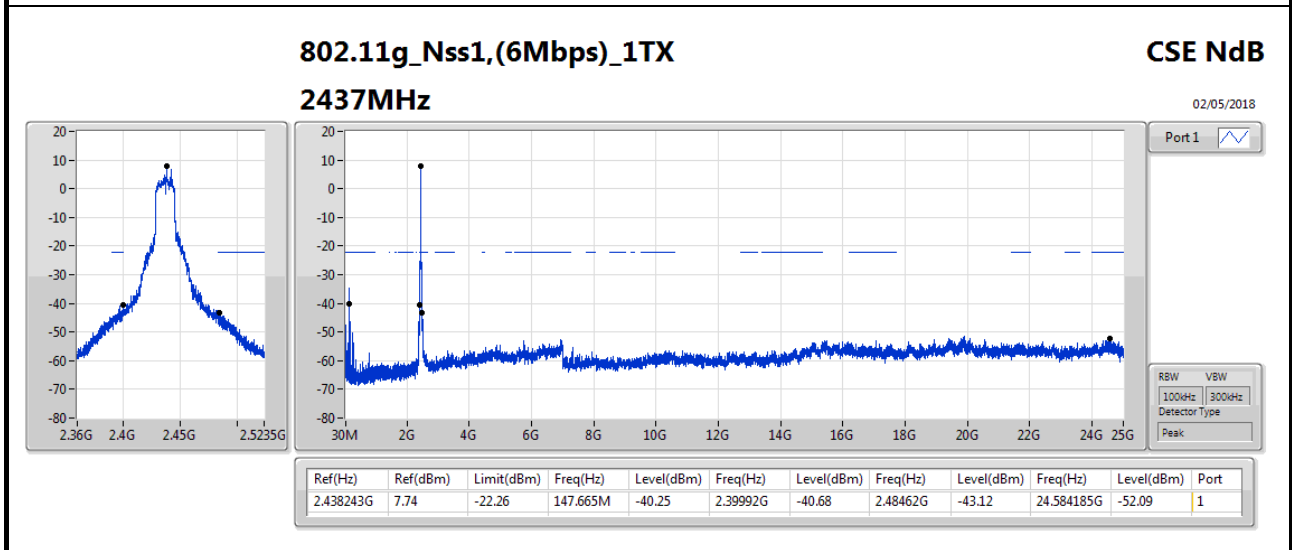
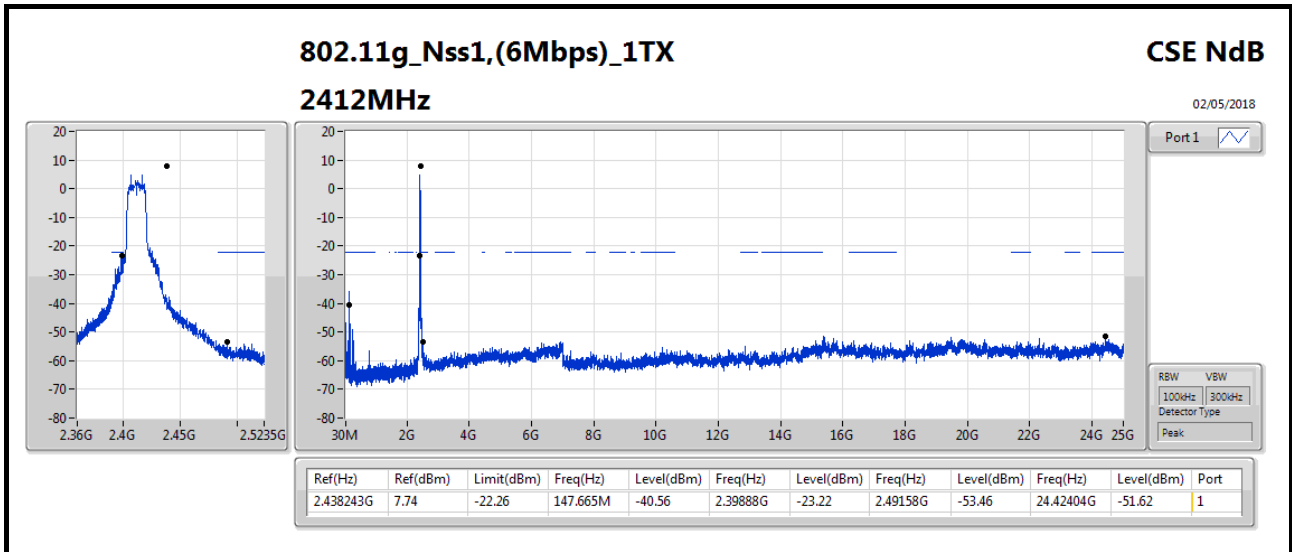
Summary

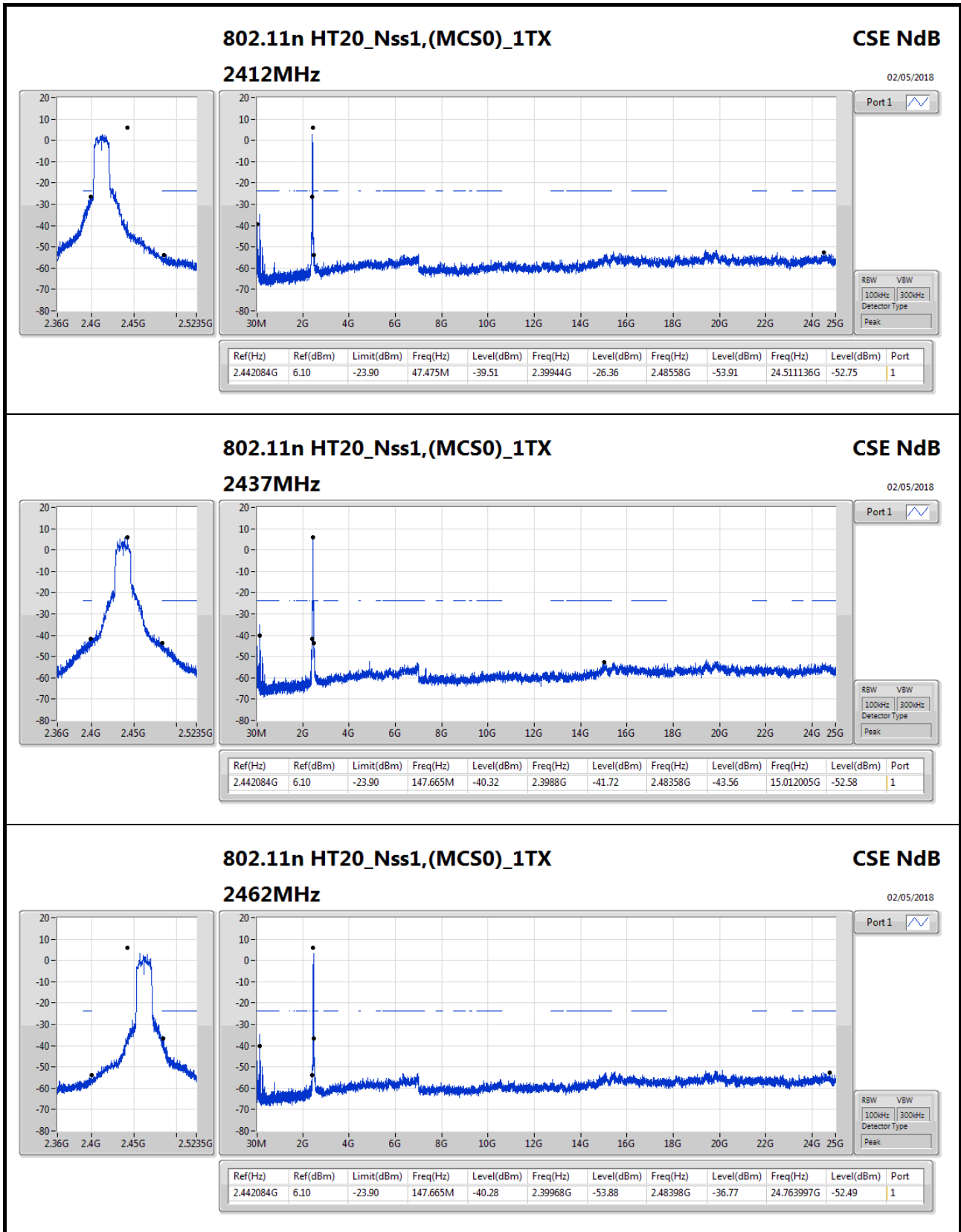
Mode	Result	Ref (Hz)	Ref (dBm)	Limit (dBm)	Freq (Hz)	Level (dBm)	Freq (Hz)	Level (dBm)	Freq (Hz)	Level (dBm)	Freq (Hz)	Level (dBm)	Port
2.4-2.4835GHz	-	-	-	-	-	-	-	-	-	-	-	-	-
802.11b_Nss1,(1Mbps)_1TX	Pass	2.437909G	9.38	-20.62	147.665M	-40.09	2.39752G	-33.10	2.49142G	-55.27	6.951371G	-52.33	1
802.11g_Nss1,(6Mbps)_1TX	Pass	2.438243G	7.74	-22.26	147.665M	-40.56	2.39888G	-23.22	2.49158G	-53.46	24.42404G	-51.62	1
802.11n HT20_Nss1,(MCS0)_1TX	Pass	2.442084G	6.10	-23.90	47.475M	-39.51	2.39944G	-26.36	2.48558G	-53.91	24.511136G	-52.75	1
802.11n HT40_Nss1,(MCS0)_1TX	Pass	2.433233G	0.53	-29.47	146.79M	-40.26	2.3992G	-50.98	2.48702G	-35.52	6.770344G	-52.76	1

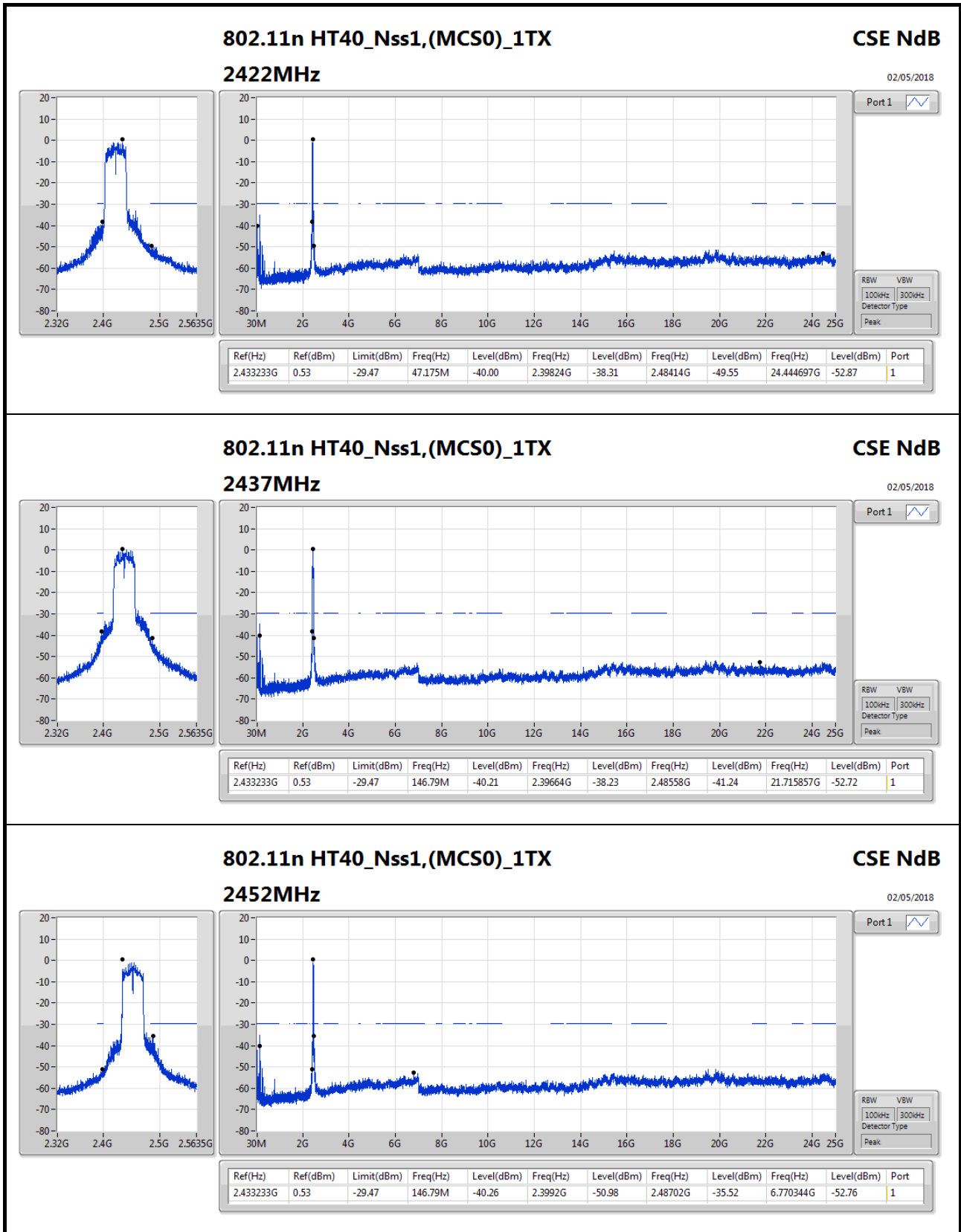
Result

Mode	Result	Ref (Hz)	Ref (dBm)	Limit (dBm)	Freq (Hz)	Level (dBm)	Freq (Hz)	Level (dBm)	Freq (Hz)	Level (dBm)	Freq (Hz)	Level (dBm)	Port
802.11b_Nss1,(1Mbps)_1TX	-	-	-	-	-	-	-	-	-	-	-	-	-
2412MHz_TnomVnom	Pass	2.437909G	9.38	-20.62	147.665M	-40.09	2.39752G	-33.10	2.49142G	-55.27	6.951371G	-52.33	1
2437MHz_TnomVnom	Pass	2.437909G	9.38	-20.62	147.665M	-40.40	2.39912G	-47.68	2.48486G	-51.14	24.471802G	-52.01	1
2462MHz_TnomVnom	Pass	2.437909G	9.38	-20.62	147.665M	-40.23	2.39992G	-57.30	2.48798G	-43.89	24.688139G	-52.93	1
802.11g_Nss1,(6Mbps)_1TX	-	-	-	-	-	-	-	-	-	-	-	-	-
2412MHz_TnomVnom	Pass	2.438243G	7.74	-22.26	147.665M	-40.56	2.39888G	-23.22	2.49158G	-53.46	24.42404G	-51.62	1
2437MHz_TnomVnom	Pass	2.438243G	7.74	-22.26	147.665M	-40.25	2.39992G	-40.68	2.48462G	-43.12	24.584185G	-52.09	1
2462MHz_TnomVnom	Pass	2.438243G	7.74	-22.26	147.665M	-40.42	2.39904G	-54.69	2.48358G	-37.44	24.446516G	-52.11	1
802.11n HT20_Nss1,(MCS0)_1TX	-	-	-	-	-	-	-	-	-	-	-	-	-
2412MHz_TnomVnom	Pass	2.442084G	6.10	-23.90	47.475M	-39.51	2.39944G	-26.36	2.48558G	-53.91	24.511136G	-52.75	1
2437MHz_TnomVnom	Pass	2.442084G	6.10	-23.90	147.665M	-40.32	2.3988G	-41.72	2.48358G	-43.56	15.012005G	-52.58	1
2462MHz_TnomVnom	Pass	2.442084G	6.10	-23.90	147.665M	-40.28	2.39968G	-53.88	2.48398G	-36.77	24.763997G	-52.49	1
802.11n HT40_Nss1,(MCS0)_1TX	-	-	-	-	-	-	-	-	-	-	-	-	-
2422MHz_TnomVnom	Pass	2.433233G	0.53	-29.47	47.175M	-40.00	2.39824G	-38.31	2.48414G	-49.55	24.444697G	-52.87	1
2437MHz_TnomVnom	Pass	2.433233G	0.53	-29.47	146.79M	-40.21	2.39664G	-38.23	2.48558G	-41.24	21.715857G	-52.72	1
2452MHz_TnomVnom	Pass	2.433233G	0.53	-29.47	146.79M	-40.26	2.3992G	-50.98	2.48702G	-35.52	6.770344G	-52.76	1











Summary

Mode	Result	Type	Freq (Hz)	Level (dBuV/m)	Limit (dBuV/m)	Margin (dB)	Factor (dB)	Dist (m)	Condition	Azimuth (°)	Height (m)	Comments
2.4-2.4835GHz	-	-	-	-	-	-	-	-	-	-	-	-
802.11n HT40_Nss1,(MCS0)_1TX	Pass	PK	142.52M	33.49	43.50	-10.01	-19.21	3	Vertical	0	1.00	-



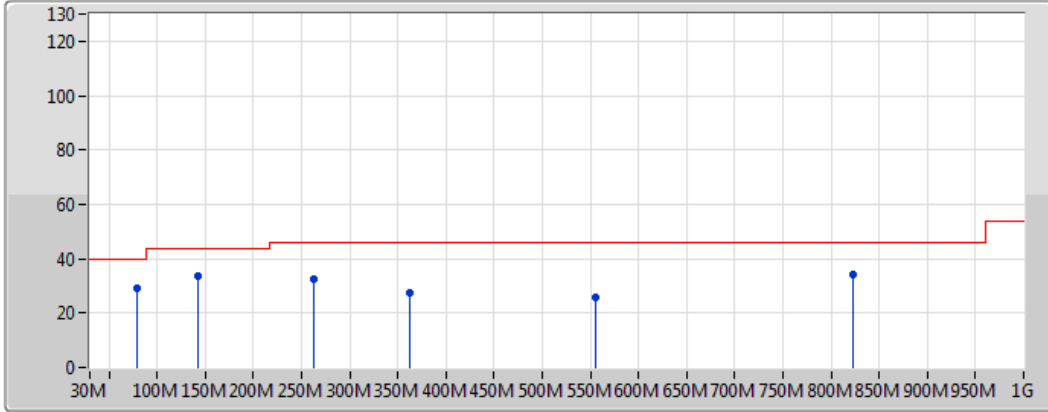
Result

Mode	Result	Type	Freq (Hz)	Level (dBuV/m)	Limit (dBuV/m)	Margin (dB)	Factor (dB)	Dist (m)	Condition	Azimuth (°)	Height (m)	Comments
802.11n HT40_Nss1,(MCS0)_1TX	-	-	-	-	-	-	-	-	-	-	-	-
2437MHz	Pass	PK	78.5M	29.25	40.00	-10.75	-24.11	3	Vertical	0	1.00	-
2437MHz	Pass	PK	142.52M	33.49	43.50	-10.01	-19.21	3	Vertical	0	1.00	-
2437MHz	Pass	PK	262.8M	32.50	46.00	-13.50	-15.59	3	Vertical	0	1.00	-
2437MHz	Pass	PK	361.74M	27.41	46.00	-18.59	-14.98	3	Vertical	0	1.00	-
2437MHz	Pass	PK	555.74M	25.85	46.00	-20.15	-10.41	3	Vertical	0	1.00	-
2437MHz	Pass	PK	823.46M	34.20	46.00	-11.80	-7.61	3	Vertical	0	1.00	-
2437MHz	Pass	PK	78.5M	27.12	40.00	-12.88	-24.11	3	Horizontal	360	1.00	-
2437MHz	Pass	PK	140.58M	28.09	43.50	-15.41	-19.17	3	Horizontal	360	1.00	-
2437MHz	Pass	PK	260.86M	30.53	46.00	-15.47	-15.46	3	Horizontal	360	1.00	-
2437MHz	Pass	PK	361.74M	28.81	46.00	-17.19	-14.98	3	Horizontal	360	1.00	-
2437MHz	Pass	PK	650.8M	28.51	46.00	-17.49	-9.70	3	Horizontal	360	1.00	-
2437MHz	Pass	PK	821.52M	33.29	46.00	-12.71	-7.69	3	Horizontal	360	1.00	-

802.11n HT40_Nss1,(MCS0)_1TX

2437MHz_AC

02/05/2018



Legend for the spectrum plot:

- Lim.PK: Red line with a peak symbol
- PK: Blue line with a peak symbol
- Lim.AV: Red line with a valley symbol
- AV: Blue line with a valley symbol

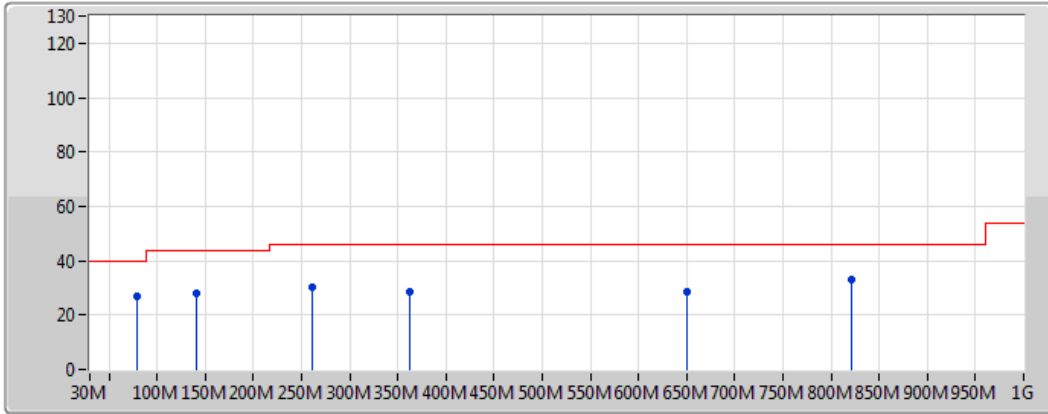
Type	Freq (Hz)	Level (dBuV/m)	Limit (dBuV/m)	Margin (dB)	Factor (dB)	Dist (m)	Condition	Azimuth (°)	Height (m)	Comments
PK	78.5M	29.25	40.00	-10.75	-24.11	3	Vertical	0	1.00	-
PK	142.52M	33.49	43.50	-10.01	-19.21	3	Vertical	0	1.00	-
PK	262.8M	32.50	46.00	-13.50	-15.59	3	Vertical	0	1.00	-
PK	361.74M	27.41	46.00	-18.59	-14.98	3	Vertical	0	1.00	-
PK	555.74M	25.85	46.00	-20.15	-10.41	3	Vertical	0	1.00	-
PK	823.46M	34.20	46.00	-11.80	-7.61	3	Vertical	0	1.00	-



802.11n HT40_Nss1,(MCS0)_1TX

2437MHz_AC

02/05/2018



Legend for the spectrum plot:

- Lim.PK: Red line with a sawtooth pattern
- PK: Blue line with a sawtooth pattern
- Lim.AV: Red line with a sawtooth pattern
- AV: Black line with a sawtooth pattern

Type	Freq (Hz)	Level (dBuV/m)	Limit (dBuV/m)	Margin (dB)	Factor (dB)	Dist (m)	Condition	Azimuth (°)	Height (m)	Comments
PK	78.5M	27.12	40.00	-12.88	-24.11	3	Horizontal	360	1.00	-
PK	140.58M	28.09	43.50	-15.41	-19.17	3	Horizontal	360	1.00	-
PK	260.86M	30.53	46.00	-15.47	-15.46	3	Horizontal	360	1.00	-
PK	361.74M	28.81	46.00	-17.19	-14.98	3	Horizontal	360	1.00	-
PK	650.8M	28.51	46.00	-17.49	-9.70	3	Horizontal	360	1.00	-
PK	821.52M	33.29	46.00	-12.71	-7.69	3	Horizontal	360	1.00	-



Summary

Mode	Result	Type	Freq (Hz)	Level (dBuV/m)	Limit (dBuV/m)	Margin (dB)	Factor (dB)	Dist (m)	Condition	Azimuth (°)	Height (m)	Comments
2.4-2.4835GHz	-	-	-	-	-	-	-	-	-	-	-	-
802.11b_Nss1,(1Mbps)_1TX	Pass	AV	2.3864G	53.61	54.00	-0.39	34.05	3	Horizontal	38	1.16	-
802.11g_Nss1,(6Mbps)_1TX	Pass	AV	2.4838G	53.86	54.00	-0.14	35.20	3	Horizontal	49	1.02	-
802.11n HT20_Nss1,(MCS0)_1TX	Pass	AV	2.483502G	53.79	54.00	-0.21	35.19	3	Horizontal	43	1.53	-
802.11n HT40_Nss1,(MCS0)_1TX	Pass	AV	2.486G	53.83	54.00	-0.17	35.20	3	Horizontal	41	1.50	-



Result

Mode	Result	Type	Freq (Hz)	Level (dBuV/m)	Limit (dBuV/m)	Margin (dB)	Factor (dB)	Dist (m)	Condition	Azimuth (°)	Height (m)	Comments
802.11b_Nss1,(1Mbps)_1TX	-	-	-	-	-	-	-	-	-	-	-	-
2412MHz	Pass	AV	2.3864G	53.61	54.00	-0.39	34.05	3	Horizontal	38	1.16	-
2412MHz	Pass	AV	2.4112G	104.49	Inf	-Inf	34.05	3	Horizontal	38	1.16	-
2412MHz	Pass	PK	2.3858G	61.55	74.00	-12.45	34.05	3	Horizontal	38	1.16	-
2412MHz	Pass	PK	2.411G	106.24	Inf	-Inf	34.05	3	Horizontal	38	1.16	-
2412MHz	Pass	AV	2.3862G	52.07	54.00	-1.93	34.05	3	Vertical	53	1.44	-
2412MHz	Pass	AV	2.4112G	102.18	Inf	-Inf	34.05	3	Vertical	53	1.44	-
2412MHz	Pass	PK	2.3864G	60.59	74.00	-13.41	34.05	3	Vertical	53	1.44	-
2412MHz	Pass	PK	2.4112G	103.94	Inf	-Inf	34.05	3	Vertical	53	1.44	-
2412MHz	Pass	AV	3.618G	45.95	54.00	-8.05	0.59	3	Horizontal	142	1.10	-
2412MHz	Pass	AV	4.82394G	39.03	54.00	-14.97	4.31	3	Horizontal	24	1.00	-
2412MHz	Pass	PK	3.61782G	49.07	74.00	-24.93	0.59	3	Horizontal	142	1.10	-
2412MHz	Pass	PK	4.824G	46.31	74.00	-27.69	4.31	3	Horizontal	24	1.00	-
2412MHz	Pass	AV	3.618G	49.99	54.00	-4.01	0.59	3	Vertical	208	1.00	-
2412MHz	Pass	AV	4.82394G	40.24	54.00	-13.76	4.31	3	Vertical	354	1.26	-
2412MHz	Pass	PK	3.61806G	51.96	74.00	-22.04	0.59	3	Vertical	208	1.00	-
2412MHz	Pass	PK	4.82376G	46.87	74.00	-27.13	4.30	3	Vertical	354	1.26	-
2417MHz	Pass	AV	2.389998G	53.43	54.00	-0.57	34.74	3	Horizontal	46	1.05	-
2417MHz	Pass	AV	2.4178G	105.64	Inf	-Inf	34.88	3	Horizontal	46	1.05	-
2417MHz	Pass	PK	2.389998G	62.56	74.00	-11.44	34.74	3	Horizontal	46	1.05	-
2417MHz	Pass	PK	2.418G	108.45	Inf	-Inf	34.88	3	Horizontal	46	1.05	-
2417MHz	Pass	AV	2.389998G	49.33	54.00	-4.67	34.74	3	Vertical	146	1.61	-
2417MHz	Pass	AV	2.4178G	99.94	Inf	-Inf	34.88	3	Vertical	146	1.61	-
2417MHz	Pass	PK	2.3886G	60.52	74.00	-13.48	34.73	3	Vertical	146	1.61	-
2417MHz	Pass	PK	2.418G	102.71	Inf	-Inf	34.88	3	Vertical	146	1.61	-
2422MHz	Pass	AV	2.3852G	53.28	54.00	-0.72	34.72	3	Horizontal	47	1.06	-
2422MHz	Pass	AV	2.4212G	108.04	Inf	-Inf	34.89	3	Horizontal	47	1.06	-
2422MHz	Pass	PK	2.3852G	62.25	74.00	-11.75	34.72	3	Horizontal	47	1.06	-
2422MHz	Pass	PK	2.4212G	110.89	Inf	-Inf	34.89	3	Horizontal	47	1.06	-
2422MHz	Pass	AV	2.3852G	49.22	54.00	-4.78	34.72	3	Vertical	145	1.45	-
2422MHz	Pass	AV	2.4212G	102.89	Inf	-Inf	34.89	3	Vertical	145	1.45	-
2422MHz	Pass	PK	2.3858G	60.30	74.00	-13.70	34.72	3	Vertical	145	1.45	-
2422MHz	Pass	PK	2.4212G	105.63	Inf	-Inf	34.89	3	Vertical	145	1.45	-
2427MHz	Pass	AV	2.389998G	53.59	54.00	-0.41	34.74	3	Horizontal	46	1.06	-
2427MHz	Pass	AV	2.4278G	108.13	Inf	-Inf	34.92	3	Horizontal	46	1.06	-
2427MHz	Pass	PK	2.3892G	61.66	74.00	-12.34	34.74	3	Horizontal	46	1.06	-
2427MHz	Pass	PK	2.428G	110.94	Inf	-Inf	34.92	3	Horizontal	46	1.06	-
2427MHz	Pass	AV	2.389998G	49.40	54.00	-4.60	34.74	3	Vertical	145	1.47	-
2427MHz	Pass	AV	2.4262G	102.37	Inf	-Inf	34.92	3	Vertical	145	1.47	-
2427MHz	Pass	PK	2.3868G	59.57	74.00	-14.43	34.73	3	Vertical	145	1.47	-
2427MHz	Pass	PK	2.428G	105.09	Inf	-Inf	34.92	3	Vertical	145	1.47	-
2432MHz	Pass	AV	2.3842G	49.74	54.00	-4.26	34.72	3	Horizontal	48	1.09	-
2432MHz	Pass	AV	2.4312G	108.33	Inf	-Inf	34.94	3	Horizontal	48	1.09	-
2432MHz	Pass	PK	2.3844G	61.27	74.00	-12.73	34.72	3	Horizontal	48	1.09	-
2432MHz	Pass	PK	2.4312G	111.23	Inf	-Inf	34.94	3	Horizontal	48	1.09	-
2432MHz	Pass	AV	2.3844G	47.39	54.00	-6.61	34.72	3	Vertical	145	1.16	-
2432MHz	Pass	AV	2.4312G	102.28	Inf	-Inf	34.94	3	Vertical	145	1.16	-
2432MHz	Pass	PK	2.387G	59.16	74.00	-14.84	34.73	3	Vertical	145	1.16	-



RSE TX above 1GHz Result

Appendix F

Mode	Result	Type	Freq (Hz)	Level (dBuV/m)	Limit (dBuV/m)	Margin (dB)	Factor (dB)	Dist (m)	Condition	Azimuth (°)	Height (m)	Comments
2432MHz	Pass	PK	2.4312G	105.14	Inf	-Inf	34.94	3	Vertical	145	1.16	-
2437MHz	Pass	AV	2.389G	50.55	54.00	-3.45	34.05	3	Horizontal	34	1.33	-
2437MHz	Pass	AV	2.4378G	106.70	Inf	-Inf	34.06	3	Horizontal	34	1.33	-
2437MHz	Pass	AV	2.485G	50.09	54.00	-3.91	34.07	3	Horizontal	34	1.33	-
2437MHz	Pass	PK	2.3894G	59.39	74.00	-14.61	34.05	3	Horizontal	34	1.33	-
2437MHz	Pass	PK	2.4378G	108.45	Inf	-Inf	34.06	3	Horizontal	34	1.33	-
2437MHz	Pass	PK	2.4958G	59.70	74.00	-14.30	34.07	3	Horizontal	34	1.33	-
2437MHz	Pass	AV	2.3894G	49.42	54.00	-4.58	34.05	3	Vertical	49	2.75	-
2437MHz	Pass	AV	2.4378G	104.74	Inf	-Inf	34.06	3	Vertical	49	2.75	-
2437MHz	Pass	AV	2.4846G	49.47	54.00	-4.53	34.07	3	Vertical	49	2.75	-
2437MHz	Pass	PK	2.353G	59.72	74.00	-14.28	34.05	3	Vertical	49	2.75	-
2437MHz	Pass	PK	2.4378G	106.47	Inf	-Inf	34.06	3	Vertical	49	2.75	-
2437MHz	Pass	PK	2.495G	60.12	74.00	-13.88	34.07	3	Vertical	49	2.75	-
2437MHz	Pass	AV	3.6555G	45.75	54.00	-8.25	0.68	3	Horizontal	92	1.00	-
2437MHz	Pass	AV	4.874G	43.00	54.00	-11.00	4.49	3	Horizontal	58	1.04	-
2437MHz	Pass	PK	3.6555G	49.48	74.00	-24.52	0.68	3	Horizontal	92	1.00	-
2437MHz	Pass	PK	4.874G	48.57	74.00	-25.43	4.49	3	Horizontal	58	1.04	-
2437MHz	Pass	AV	3.6555G	50.14	54.00	-3.86	0.68	3	Vertical	208	1.17	-
2437MHz	Pass	AV	4.874G	43.81	54.00	-10.19	4.49	3	Vertical	354	1.00	-
2437MHz	Pass	PK	3.6555G	52.51	74.00	-21.49	0.68	3	Vertical	208	1.17	-
2437MHz	Pass	PK	4.874G	49.29	74.00	-24.71	4.49	3	Vertical	354	1.00	-
2452MHz	Pass	AV	2.4512G	108.52	Inf	-Inf	35.04	3	Horizontal	50	1.02	-
2452MHz	Pass	AV	2.4888G	50.00	54.00	-4.00	35.22	3	Horizontal	50	1.02	-
2452MHz	Pass	PK	2.4512G	111.28	Inf	-Inf	35.04	3	Horizontal	50	1.02	-
2452MHz	Pass	PK	2.483502G	62.75	74.00	-11.25	35.19	3	Horizontal	50	1.02	-
2452MHz	Pass	AV	2.4528G	101.97	Inf	-Inf	35.04	3	Vertical	147	1.42	-
2452MHz	Pass	AV	2.4888G	47.92	54.00	-6.08	35.22	3	Vertical	147	1.42	-
2452MHz	Pass	PK	2.4512G	105.49	Inf	-Inf	35.04	3	Vertical	147	1.42	-
2452MHz	Pass	PK	2.4886G	60.27	74.00	-13.73	35.21	3	Vertical	147	1.42	-
2457MHz	Pass	AV	2.4578G	108.36	Inf	-Inf	35.07	3	Horizontal	48	1.02	-
2457MHz	Pass	AV	2.483502G	53.45	54.00	-0.55	35.19	3	Horizontal	48	1.02	-
2457MHz	Pass	PK	2.458G	111.18	Inf	-Inf	35.07	3	Horizontal	48	1.02	-
2457MHz	Pass	PK	2.483502G	64.32	74.00	-9.68	35.19	3	Horizontal	48	1.02	-
2457MHz	Pass	AV	2.4578G	103.15	Inf	-Inf	35.07	3	Vertical	148	1.44	-
2457MHz	Pass	AV	2.483502G	49.47	54.00	-4.53	35.19	3	Vertical	148	1.44	-
2457MHz	Pass	PK	2.458G	105.92	Inf	-Inf	35.07	3	Vertical	148	1.44	-
2457MHz	Pass	PK	2.495G	61.13	74.00	-12.87	35.25	3	Vertical	148	1.44	-
2462MHz	Pass	AV	2.4612G	104.64	Inf	-Inf	34.06	3	Horizontal	39	1.02	-
2462MHz	Pass	AV	2.4876G	53.40	54.00	-0.60	34.07	3	Horizontal	39	1.02	-
2462MHz	Pass	PK	2.4612G	106.43	Inf	-Inf	34.06	3	Horizontal	39	1.02	-
2462MHz	Pass	PK	2.4888G	61.86	74.00	-12.14	34.07	3	Horizontal	39	1.02	-
2462MHz	Pass	AV	2.4612G	101.89	Inf	-Inf	34.06	3	Vertical	52	1.45	-
2462MHz	Pass	AV	2.488G	52.14	54.00	-1.86	34.07	3	Vertical	52	1.45	-
2462MHz	Pass	PK	2.4612G	103.66	Inf	-Inf	34.06	3	Vertical	52	1.45	-
2462MHz	Pass	PK	2.4862G	60.46	74.00	-13.54	34.07	3	Vertical	52	1.45	-
2462MHz	Pass	AV	3.693G	45.57	54.00	-8.43	0.77	3	Horizontal	194	2.70	-
2462MHz	Pass	AV	4.924G	36.29	54.00	-17.71	4.68	3	Horizontal	52	1.03	-
2462MHz	Pass	PK	3.69282G	48.70	74.00	-25.30	0.77	3	Horizontal	194	2.70	-
2462MHz	Pass	PK	4.92718G	45.83	74.00	-28.17	4.69	3	Horizontal	52	1.03	-



RSE TX above 1GHz Result

Appendix F

Mode	Result	Type	Freq (Hz)	Level (dBuV/m)	Limit (dBuV/m)	Margin (dB)	Factor (dB)	Dist (m)	Condition	Azimuth (°)	Height (m)	Comments
2462MHz	Pass	AV	3.693G	49.80	54.00	-4.20	0.77	3	Vertical	202	1.15	-
2462MHz	Pass	AV	4.92394G	36.39	54.00	-17.61	4.68	3	Vertical	139	1.53	-
2462MHz	Pass	PK	3.69306G	51.90	74.00	-22.10	0.77	3	Vertical	202	1.15	-
2462MHz	Pass	PK	4.92394G	45.47	74.00	-28.53	4.68	3	Vertical	139	1.53	-
802.11g_Nss1,(6Mbps)_1TX	-	-	-	-	-	-	-	-	-	-	-	-
2412MHz	Pass	AV	2.389998G	53.36	54.00	-0.64	30.45	3	Horizontal	308	1.55	-
2412MHz	Pass	AV	2.4128G	97.78	Inf	-Inf	30.54	3	Horizontal	308	1.55	-
2412MHz	Pass	PK	2.389998G	71.01	74.00	-2.99	30.45	3	Horizontal	308	1.55	-
2412MHz	Pass	PK	2.4114G	107.88	Inf	-Inf	30.53	3	Horizontal	308	1.55	-
2412MHz	Pass	AV	2.389998G	52.04	54.00	-1.96	30.45	3	Vertical	134	1.47	-
2412MHz	Pass	AV	2.411G	95.46	Inf	-Inf	30.53	3	Vertical	134	1.47	-
2412MHz	Pass	PK	2.3896G	67.25	74.00	-6.75	30.45	3	Vertical	134	1.47	-
2412MHz	Pass	PK	2.4124G	105.34	Inf	-Inf	30.53	3	Vertical	134	1.47	-
2412MHz	Pass	AV	3.617976G	46.97	54.00	-7.03	2.62	3	Horizontal	138	1.02	-
2412MHz	Pass	AV	4.82402G	32.95	54.00	-21.05	5.90	3	Horizontal	27	1.03	-
2412MHz	Pass	PK	3.618008G	50.19	74.00	-23.81	2.62	3	Horizontal	138	1.02	-
2412MHz	Pass	PK	4.82388G	46.10	74.00	-27.90	5.89	3	Horizontal	27	1.03	-
2412MHz	Pass	AV	3.618G	48.85	54.00	-5.15	2.62	3	Vertical	101	1.29	-
2412MHz	Pass	AV	4.82394G	33.86	54.00	-20.14	5.90	3	Vertical	355	1.01	-
2412MHz	Pass	PK	3.617992G	52.14	74.00	-21.86	2.62	3	Vertical	101	1.29	-
2412MHz	Pass	PK	4.82156G	46.55	74.00	-27.45	5.89	3	Vertical	355	1.01	-
2417MHz	Pass	AV	2.389998G	53.84	54.00	-0.16	34.74	3	Horizontal	47	1.03	-
2417MHz	Pass	AV	2.418G	101.17	Inf	-Inf	34.88	3	Horizontal	47	1.03	-
2417MHz	Pass	PK	2.3896G	67.95	74.00	-6.05	34.74	3	Horizontal	47	1.03	-
2417MHz	Pass	PK	2.4182G	110.11	Inf	-Inf	34.88	3	Horizontal	47	1.03	-
2417MHz	Pass	AV	2.3894G	50.75	54.00	-3.25	34.74	3	Vertical	150	1.43	-
2417MHz	Pass	AV	2.4178G	96.54	Inf	-Inf	34.88	3	Vertical	150	1.43	-
2417MHz	Pass	PK	2.3886G	62.90	74.00	-11.10	34.73	3	Vertical	150	1.43	-
2417MHz	Pass	PK	2.417G	105.49	Inf	-Inf	34.87	3	Vertical	150	1.43	-
2422MHz	Pass	AV	2.3898G	53.55	54.00	-0.45	34.74	3	Horizontal	51	1.04	-
2422MHz	Pass	AV	2.4208G	102.22	Inf	-Inf	34.89	3	Horizontal	51	1.04	-
2422MHz	Pass	PK	2.3892G	66.54	74.00	-7.46	34.74	3	Horizontal	51	1.04	-
2422MHz	Pass	PK	2.4204G	111.31	Inf	-Inf	34.89	3	Horizontal	51	1.04	-
2422MHz	Pass	AV	2.389998G	50.25	54.00	-3.75	34.74	3	Vertical	150	1.47	-
2422MHz	Pass	AV	2.4212G	97.03	Inf	-Inf	34.89	3	Vertical	150	1.47	-
2422MHz	Pass	PK	2.389G	62.05	74.00	-11.95	34.74	3	Vertical	150	1.47	-
2422MHz	Pass	PK	2.4208G	106.53	Inf	-Inf	34.89	3	Vertical	150	1.47	-
2427MHz	Pass	AV	2.3898G	53.83	54.00	-0.17	34.74	3	Horizontal	48	1.06	-
2427MHz	Pass	AV	2.428G	103.04	Inf	-Inf	34.92	3	Horizontal	48	1.06	-
2427MHz	Pass	PK	2.3852G	66.31	74.00	-7.69	34.72	3	Horizontal	48	1.06	-
2427MHz	Pass	PK	2.4272G	111.64	Inf	-Inf	34.92	3	Horizontal	48	1.06	-
2427MHz	Pass	AV	2.389998G	50.25	54.00	-3.75	34.74	3	Vertical	152	1.49	-
2427MHz	Pass	AV	2.4282G	97.14	Inf	-Inf	34.93	3	Vertical	152	1.49	-
2427MHz	Pass	PK	2.3896G	62.37	74.00	-11.63	34.74	3	Vertical	152	1.49	-
2427MHz	Pass	PK	2.429G	106.15	Inf	-Inf	34.93	3	Vertical	152	1.49	-
2432MHz	Pass	AV	2.3898G	53.76	54.00	-0.24	34.74	3	Horizontal	49	1.07	-
2432MHz	Pass	AV	2.4312G	103.98	Inf	-Inf	34.94	3	Horizontal	49	1.07	-
2432MHz	Pass	PK	2.3892G	67.02	74.00	-6.98	34.74	3	Horizontal	49	1.07	-
2432MHz	Pass	PK	2.4316G	113.17	Inf	-Inf	34.94	3	Horizontal	49	1.07	-



RSE TX above 1GHz Result

Appendix F

Mode	Result	Type	Freq (Hz)	Level (dBuV/m)	Limit (dBuV/m)	Margin (dB)	Factor (dB)	Dist (m)	Condition	Azimuth (°)	Height (m)	Comments
2432MHz	Pass	AV	2.389998G	50.94	54.00	-3.06	34.74	3	Vertical	134	1.13	-
2432MHz	Pass	AV	2.4314G	98.52	Inf	-Inf	34.94	3	Vertical	134	1.13	-
2432MHz	Pass	PK	2.3888G	63.16	74.00	-10.84	34.74	3	Vertical	134	1.13	-
2432MHz	Pass	PK	2.4316G	107.37	Inf	-Inf	34.94	3	Vertical	134	1.13	-
2437MHz	Pass	AV	2.3898G	48.74	54.00	-5.26	30.45	3	Horizontal	307	1.35	-
2437MHz	Pass	AV	2.4378G	99.22	Inf	-Inf	30.63	3	Horizontal	307	1.35	-
2437MHz	Pass	AV	2.4838G	51.36	54.00	-2.64	30.79	3	Horizontal	307	1.35	-
2437MHz	Pass	PK	2.3854G	61.44	74.00	-12.56	30.44	3	Horizontal	307	1.35	-
2437MHz	Pass	PK	2.4378G	109.01	Inf	-Inf	30.63	3	Horizontal	307	1.35	-
2437MHz	Pass	PK	2.4854G	65.74	74.00	-8.26	30.80	3	Horizontal	307	1.35	-
2437MHz	Pass	AV	2.3894G	47.18	54.00	-6.82	30.45	3	Vertical	64	1.05	-
2437MHz	Pass	AV	2.4378G	95.89	Inf	-Inf	30.63	3	Vertical	64	1.05	-
2437MHz	Pass	AV	2.483502G	46.68	54.00	-7.32	30.79	3	Vertical	64	1.05	-
2437MHz	Pass	PK	2.3866G	59.18	74.00	-14.82	30.45	3	Vertical	64	1.05	-
2437MHz	Pass	PK	2.4374G	105.75	Inf	-Inf	30.62	3	Vertical	64	1.05	-
2437MHz	Pass	PK	2.4926G	59.04	74.00	-14.96	30.82	3	Vertical	64	1.05	-
2437MHz	Pass	AV	3.65548G	46.66	54.00	-7.34	2.74	3	Horizontal	139	1.01	-
2437MHz	Pass	AV	4.87398G	32.30	54.00	-21.70	6.01	3	Horizontal	23	1.00	-
2437MHz	Pass	PK	3.65552G	49.87	74.00	-24.13	2.74	3	Horizontal	139	1.01	-
2437MHz	Pass	PK	4.87388G	45.22	74.00	-28.78	6.01	3	Horizontal	23	1.00	-
2437MHz	Pass	AV	3.655484G	49.18	54.00	-4.82	2.74	3	Vertical	101	2.11	-
2437MHz	Pass	AV	4.87404G	32.55	54.00	-21.45	6.01	3	Vertical	0	1.02	-
2437MHz	Pass	PK	3.655496G	52.02	74.00	-21.98	2.74	3	Vertical	101	2.11	-
2437MHz	Pass	PK	4.87232G	44.73	74.00	-29.27	6.01	3	Vertical	0	1.02	-
2442MHz	Pass	AV	2.4412G	102.74	Inf	-Inf	34.99	3	Horizontal	50	1.71	-
2442MHz	Pass	AV	2.4848G	53.35	54.00	-0.65	35.20	3	Horizontal	50	1.71	-
2442MHz	Pass	PK	2.4404G	111.56	Inf	-Inf	34.98	3	Horizontal	50	1.71	-
2442MHz	Pass	PK	2.4872G	66.75	74.00	-7.25	35.21	3	Horizontal	50	1.71	-
2442MHz	Pass	AV	2.4414G	97.81	Inf	-Inf	34.99	3	Vertical	149	1.41	-
2442MHz	Pass	AV	2.484G	50.63	54.00	-3.37	35.20	3	Vertical	149	1.41	-
2442MHz	Pass	PK	2.4396G	107.41	Inf	-Inf	34.98	3	Vertical	149	1.41	-
2442MHz	Pass	PK	2.4912G	61.65	74.00	-12.35	35.22	3	Vertical	149	1.41	-
2447MHz	Pass	AV	2.448G	102.62	Inf	-Inf	35.02	3	Horizontal	49	1.02	-
2447MHz	Pass	AV	2.4838G	53.86	54.00	-0.14	35.20	3	Horizontal	49	1.02	-
2447MHz	Pass	PK	2.4476G	111.44	Inf	-Inf	35.02	3	Horizontal	49	1.02	-
2447MHz	Pass	PK	2.486G	67.44	74.00	-6.56	35.20	3	Horizontal	49	1.02	-
2447MHz	Pass	AV	2.4478G	97.29	Inf	-Inf	35.02	3	Vertical	63	1.39	-
2447MHz	Pass	AV	2.485G	50.98	54.00	-3.02	35.20	3	Vertical	63	1.39	-
2447MHz	Pass	PK	2.4478G	106.03	Inf	-Inf	35.02	3	Vertical	63	1.39	-
2447MHz	Pass	PK	2.4862G	62.88	74.00	-11.12	35.20	3	Vertical	63	1.39	-
2452MHz	Pass	AV	2.453G	101.23	Inf	-Inf	35.04	3	Horizontal	48	1.03	-
2452MHz	Pass	AV	2.4838G	53.40	54.00	-0.60	35.20	3	Horizontal	48	1.03	-
2452MHz	Pass	PK	2.4578G	110.36	Inf	-Inf	35.07	3	Horizontal	48	1.03	-
2452MHz	Pass	PK	2.484G	68.06	74.00	-5.94	35.20	3	Horizontal	48	1.03	-
2452MHz	Pass	AV	2.4512G	96.36	Inf	-Inf	35.04	3	Vertical	149	1.40	-
2452MHz	Pass	AV	2.4842G	50.61	54.00	-3.39	35.20	3	Vertical	149	1.40	-
2452MHz	Pass	PK	2.4508G	104.75	Inf	-Inf	35.03	3	Vertical	149	1.40	-
2452MHz	Pass	PK	2.4864G	63.27	74.00	-10.73	35.21	3	Vertical	149	1.40	-
2457MHz	Pass	AV	2.4582G	101.13	Inf	-Inf	35.07	3	Horizontal	51	1.01	-



RSE TX above 1GHz Result

Appendix F

Mode	Result	Type	Freq (Hz)	Level (dBuV/m)	Limit (dBuV/m)	Margin (dB)	Factor (dB)	Dist (m)	Condition	Azimuth (°)	Height (m)	Comments
2457MHz	Pass	AV	2.4838G	53.55	54.00	-0.45	35.20	3	Horizontal	51	1.01	-
2457MHz	Pass	PK	2.4584G	110.13	Inf	-Inf	35.07	3	Horizontal	51	1.01	-
2457MHz	Pass	PK	2.4864G	67.90	74.00	-6.10	35.21	3	Horizontal	51	1.01	-
2457MHz	Pass	AV	2.458G	96.05	Inf	-Inf	35.07	3	Vertical	148	1.44	-
2457MHz	Pass	AV	2.4848G	49.54	54.00	-4.46	35.20	3	Vertical	148	1.44	-
2457MHz	Pass	PK	2.4564G	104.78	Inf	-Inf	35.06	3	Vertical	148	1.44	-
2457MHz	Pass	PK	2.4946G	62.41	74.00	-11.59	35.25	3	Vertical	148	1.44	-
2462MHz	Pass	AV	2.4624G	96.59	Inf	-Inf	30.71	3	Horizontal	305	1.06	-
2462MHz	Pass	AV	2.483502G	53.84	54.00	-0.16	30.79	3	Horizontal	305	1.06	-
2462MHz	Pass	PK	2.4606G	106.61	Inf	-Inf	30.71	3	Horizontal	305	1.06	-
2462MHz	Pass	PK	2.4836G	72.56	74.00	-1.44	30.79	3	Horizontal	305	1.06	-
2462MHz	Pass	AV	2.4628G	92.60	Inf	-Inf	30.72	3	Vertical	114	1.01	-
2462MHz	Pass	AV	2.4838G	48.80	54.00	-5.20	30.79	3	Vertical	114	1.01	-
2462MHz	Pass	PK	2.4622G	102.34	Inf	-Inf	30.71	3	Vertical	114	1.01	-
2462MHz	Pass	PK	2.4838G	65.03	74.00	-8.97	30.79	3	Vertical	114	1.01	-
2462MHz	Pass	AV	3.69296G	44.59	54.00	-9.41	2.87	3	Horizontal	141	1.15	-
2462MHz	Pass	AV	4.92392G	34.20	54.00	-19.80	6.13	3	Horizontal	65	1.01	-
2462MHz	Pass	PK	3.69296G	48.58	74.00	-25.42	2.87	3	Horizontal	141	1.15	-
2462MHz	Pass	PK	4.92384G	46.41	74.00	-27.59	6.12	3	Horizontal	65	1.01	-
2462MHz	Pass	AV	3.69299G	49.39	54.00	-4.61	2.87	3	Vertical	101	1.38	-
2462MHz	Pass	AV	4.924G	33.92	54.00	-20.08	6.13	3	Vertical	356	1.02	-
2462MHz	Pass	PK	3.69294G	52.00	74.00	-22.00	2.87	3	Vertical	101	1.38	-
2462MHz	Pass	PK	4.92404G	45.29	74.00	-28.71	6.13	3	Vertical	356	1.02	-
802.11n HT20_Nss1,(MCS0)_1TX	-	-	-	-	-	-	-	-	-	-	-	-
2412MHz	Pass	AV	2.389998G	53.40	54.00	-0.60	34.74	3	Horizontal	42	1.07	-
2412MHz	Pass	AV	2.4128G	97.61	Inf	-Inf	34.85	3	Horizontal	42	1.07	-
2412MHz	Pass	PK	2.3898G	70.45	74.00	-3.55	34.74	3	Horizontal	42	1.07	-
2412MHz	Pass	PK	2.4134G	107.75	Inf	-Inf	34.85	3	Horizontal	42	1.07	-
2412MHz	Pass	AV	2.389998G	50.93	54.00	-3.07	34.74	3	Vertical	56	3.19	-
2412MHz	Pass	AV	2.4132G	95.31	Inf	-Inf	34.85	3	Vertical	56	3.19	-
2412MHz	Pass	PK	2.3892G	68.60	74.00	-5.40	34.74	3	Vertical	56	3.19	-
2412MHz	Pass	PK	2.414G	106.02	Inf	-Inf	34.86	3	Vertical	56	3.19	-
2412MHz	Pass	AV	3.618G	47.69	54.00	-6.31	2.07	3	Horizontal	144	1.09	-
2412MHz	Pass	AV	4.824G	34.53	54.00	-19.47	4.02	3	Horizontal	32	1.04	-
2412MHz	Pass	PK	3.61794G	50.51	74.00	-23.49	2.07	3	Horizontal	144	1.09	-
2412MHz	Pass	PK	4.82562G	45.33	74.00	-28.67	4.03	3	Horizontal	32	1.04	-
2412MHz	Pass	AV	3.61794G	51.57	54.00	-2.43	2.07	3	Vertical	209	1.00	-
2412MHz	Pass	AV	4.82394G	35.02	54.00	-18.98	4.02	3	Vertical	208	1.13	-
2412MHz	Pass	PK	3.61782G	53.58	74.00	-20.42	2.07	3	Vertical	209	1.00	-
2412MHz	Pass	PK	4.82598G	44.43	74.00	-29.57	4.03	3	Vertical	208	1.13	-
2417MHz	Pass	AV	2.389998G	52.68	54.00	-1.32	34.74	3	Vertical	59	3.17	-
2417MHz	Pass	AV	2.4176G	97.65	Inf	-Inf	34.87	3	Vertical	59	3.17	-
2417MHz	Pass	PK	2.3896G	67.97	74.00	-6.03	34.74	3	Vertical	59	3.17	-
2417MHz	Pass	PK	2.4172G	107.80	Inf	-Inf	34.87	3	Vertical	59	3.17	-
2417MHz	Pass	AV	2.389998G	53.60	54.00	-0.40	34.74	3	Horizontal	0	1.50	-
2417MHz	Pass	AV	2.4178G	99.81	Inf	-Inf	34.88	3	Horizontal	0	1.50	-
2417MHz	Pass	PK	2.3874G	69.75	74.00	-4.25	34.73	3	Horizontal	0	1.50	-
2417MHz	Pass	PK	2.4192G	111.17	Inf	-Inf	34.88	3	Horizontal	0	1.50	-
2422MHz	Pass	AV	2.389998G	50.84	54.00	-3.16	34.74	3	Vertical	148	1.45	-



RSE TX above 1GHz Result

Appendix F

Mode	Result	Type	Freq (Hz)	Level (dBuV/m)	Limit (dBuV/m)	Margin (dB)	Factor (dB)	Dist (m)	Condition	Azimuth (°)	Height (m)	Comments
2422MHz	Pass	AV	2.4214G	96.36	Inf	-Inf	34.89	3	Vertical	148	1.45	-
2422MHz	Pass	PK	2.3888G	64.43	74.00	-9.57	34.74	3	Vertical	148	1.45	-
2422MHz	Pass	PK	2.4198G	106.90	Inf	-Inf	34.89	3	Vertical	148	1.45	-
2422MHz	Pass	AV	2.3898G	53.72	54.00	-0.28	34.74	3	Horizontal	47	1.28	-
2422MHz	Pass	AV	2.4212G	101.49	Inf	-Inf	34.89	3	Horizontal	47	1.28	-
2422MHz	Pass	PK	2.3898G	68.42	74.00	-5.58	34.74	3	Horizontal	47	1.28	-
2422MHz	Pass	PK	2.4214G	111.44	Inf	-Inf	34.89	3	Horizontal	47	1.28	-
2427MHz	Pass	AV	2.389998G	53.29	54.00	-0.71	34.05	3	Horizontal	46	1.06	-
2427MHz	Pass	AV	2.4278G	101.61	Inf	-Inf	34.06	3	Horizontal	46	1.06	-
2427MHz	Pass	PK	2.3864G	67.44	74.00	-6.56	34.05	3	Horizontal	46	1.06	-
2427MHz	Pass	PK	2.4286G	111.90	Inf	-Inf	34.06	3	Horizontal	46	1.06	-
2427MHz	Pass	AV	2.3894G	49.99	54.00	-4.01	34.05	3	Vertical	151	1.64	-
2427MHz	Pass	AV	2.4282G	96.54	Inf	-Inf	34.06	3	Vertical	151	1.64	-
2427MHz	Pass	PK	2.389G	63.89	74.00	-10.11	34.05	3	Vertical	151	1.64	-
2427MHz	Pass	PK	2.427G	106.75	Inf	-Inf	34.06	3	Vertical	151	1.64	-
2432MHz	Pass	AV	2.3898G	52.89	54.00	-1.11	34.05	3	Horizontal	43	1.07	-
2432MHz	Pass	AV	2.431G	101.94	Inf	-Inf	34.06	3	Horizontal	43	1.07	-
2432MHz	Pass	PK	2.3892G	65.81	74.00	-8.19	34.05	3	Horizontal	43	1.07	-
2432MHz	Pass	PK	2.4306G	112.21	Inf	-Inf	34.06	3	Horizontal	43	1.07	-
2432MHz	Pass	AV	2.389998G	49.69	54.00	-4.31	34.05	3	Vertical	138	1.33	-
2432MHz	Pass	AV	2.4314G	97.60	Inf	-Inf	34.06	3	Vertical	138	1.33	-
2432MHz	Pass	PK	2.3878G	63.66	74.00	-10.34	34.05	3	Vertical	138	1.33	-
2432MHz	Pass	PK	2.4342G	107.57	Inf	-Inf	34.06	3	Vertical	138	1.33	-
2437MHz	Pass	AV	2.3898G	49.86	54.00	-4.14	34.05	3	Horizontal	44	1.04	-
2437MHz	Pass	AV	2.4362G	100.68	Inf	-Inf	34.06	3	Horizontal	44	1.04	-
2437MHz	Pass	AV	2.483502G	51.03	54.00	-2.97	34.07	3	Horizontal	44	1.04	-
2437MHz	Pass	PK	2.3894G	62.53	74.00	-11.47	34.05	3	Horizontal	44	1.04	-
2437MHz	Pass	PK	2.437G	109.89	Inf	-Inf	34.06	3	Horizontal	44	1.04	-
2437MHz	Pass	PK	2.4866G	63.48	74.00	-10.52	34.07	3	Horizontal	44	1.04	-
2437MHz	Pass	AV	2.3894G	47.73	54.00	-6.27	34.05	3	Vertical	57	2.77	-
2437MHz	Pass	AV	2.4362G	97.53	Inf	-Inf	34.06	3	Vertical	57	2.77	-
2437MHz	Pass	AV	2.483502G	47.75	54.00	-6.25	34.07	3	Vertical	57	2.77	-
2437MHz	Pass	PK	2.3878G	61.50	74.00	-12.50	34.05	3	Vertical	57	2.77	-
2437MHz	Pass	PK	2.4362G	107.19	Inf	-Inf	34.06	3	Vertical	57	2.77	-
2437MHz	Pass	PK	2.489G	60.39	74.00	-13.61	34.07	3	Vertical	57	2.77	-
2437MHz	Pass	AV	3.6555G	47.09	54.00	-6.91	2.12	3	Horizontal	198	2.78	-
2437MHz	Pass	AV	4.87394G	35.68	54.00	-18.32	4.12	3	Horizontal	24	1.02	-
2437MHz	Pass	PK	3.6555G	50.28	74.00	-23.72	2.12	3	Horizontal	198	2.78	-
2437MHz	Pass	PK	4.87412G	46.41	74.00	-27.59	4.12	3	Horizontal	24	1.02	-
2437MHz	Pass	AV	3.6555G	51.66	54.00	-2.34	2.12	3	Vertical	208	1.17	-
2437MHz	Pass	AV	4.874G	36.71	54.00	-17.29	4.12	3	Vertical	346	1.00	-
2437MHz	Pass	PK	3.65556G	53.70	74.00	-20.30	2.12	3	Vertical	208	1.17	-
2437MHz	Pass	PK	4.87382G	46.81	74.00	-27.19	4.12	3	Vertical	346	1.00	-
2442MHz	Pass	AV	2.4414G	102.35	Inf	-Inf	34.99	3	Horizontal	43	1.53	-
2442MHz	Pass	AV	2.483502G	53.79	54.00	-0.21	35.19	3	Horizontal	43	1.53	-
2442MHz	Pass	PK	2.4404G	112.59	Inf	-Inf	34.98	3	Horizontal	43	1.53	-
2442MHz	Pass	PK	2.4836G	67.92	74.00	-6.08	35.19	3	Horizontal	43	1.53	-
2442MHz	Pass	AV	2.4412G	97.79	Inf	-Inf	34.99	3	Vertical	139	1.39	-
2442MHz	Pass	AV	2.483502G	50.16	54.00	-3.84	35.19	3	Vertical	139	1.39	-



RSE TX above 1GHz Result

Appendix F

Mode	Result	Type	Freq (Hz)	Level (dBuV/m)	Limit (dBuV/m)	Margin (dB)	Factor (dB)	Dist (m)	Condition	Azimuth (°)	Height (m)	Comments
2442MHz	Pass	PK	2.4402G	108.50	Inf	-Inf	34.98	3	Vertical	139	1.39	-
2442MHz	Pass	PK	2.484G	64.04	74.00	-9.96	35.20	3	Vertical	139	1.39	-
2447MHz	Pass	AV	2.4476G	100.88	Inf	-Inf	35.02	3	Horizontal	41	2.52	-
2447MHz	Pass	AV	2.483502G	53.27	54.00	-0.73	35.19	3	Horizontal	41	2.52	-
2447MHz	Pass	PK	2.447G	111.02	Inf	-Inf	35.02	3	Horizontal	41	2.52	-
2447MHz	Pass	PK	2.4836G	67.80	74.00	-6.20	35.19	3	Horizontal	41	2.52	-
2447MHz	Pass	AV	2.4464G	97.11	Inf	-Inf	35.01	3	Vertical	151	1.59	-
2447MHz	Pass	AV	2.483502G	51.05	54.00	-2.95	35.19	3	Vertical	151	1.59	-
2447MHz	Pass	PK	2.445G	107.69	Inf	-Inf	35.01	3	Vertical	151	1.59	-
2447MHz	Pass	PK	2.4866G	65.75	74.00	-8.25	35.21	3	Vertical	151	1.59	-
2452MHz	Pass	AV	2.451G	101.27	Inf	-Inf	35.03	3	Horizontal	46	1.55	-
2452MHz	Pass	AV	2.483502G	53.45	54.00	-0.55	35.19	3	Horizontal	46	1.55	-
2452MHz	Pass	PK	2.451G	111.99	Inf	-Inf	35.03	3	Horizontal	46	1.55	-
2452MHz	Pass	PK	2.4842G	68.67	74.00	-5.33	35.20	3	Horizontal	46	1.55	-
2452MHz	Pass	AV	2.4512G	95.97	Inf	-Inf	35.04	3	Vertical	154	1.61	-
2452MHz	Pass	AV	2.483502G	50.79	54.00	-3.21	35.19	3	Vertical	154	1.61	-
2452MHz	Pass	PK	2.4508G	106.38	Inf	-Inf	35.03	3	Vertical	154	1.61	-
2452MHz	Pass	PK	2.483502G	64.13	74.00	-9.87	35.19	3	Vertical	154	1.61	-
2457MHz	Pass	AV	2.4576G	100.22	Inf	-Inf	35.07	3	Horizontal	45	1.26	-
2457MHz	Pass	AV	2.483502G	53.38	54.00	-0.62	35.19	3	Horizontal	45	1.26	-
2457MHz	Pass	PK	2.4584G	110.72	Inf	-Inf	35.07	3	Horizontal	45	1.26	-
2457MHz	Pass	PK	2.483502G	70.25	74.00	-3.75	35.19	3	Horizontal	45	1.26	-
2457MHz	Pass	AV	2.4576G	94.64	Inf	-Inf	35.07	3	Vertical	149	1.44	-
2457MHz	Pass	AV	2.483502G	49.43	54.00	-4.57	35.19	3	Vertical	149	1.44	-
2457MHz	Pass	PK	2.4576G	104.93	Inf	-Inf	35.07	3	Vertical	149	1.44	-
2457MHz	Pass	PK	2.4874G	63.85	74.00	-10.15	35.21	3	Vertical	149	1.44	-
2462MHz	Pass	AV	2.4628G	96.13	Inf	-Inf	30.72	3	Horizontal	304	1.25	-
2462MHz	Pass	AV	2.483502G	53.24	54.00	-0.76	30.79	3	Horizontal	304	1.25	-
2462MHz	Pass	PK	2.4618G	107.73	Inf	-Inf	30.71	3	Horizontal	304	1.25	-
2462MHz	Pass	PK	2.484G	71.14	74.00	-2.86	30.79	3	Horizontal	304	1.25	-
2462MHz	Pass	AV	2.463G	92.00	Inf	-Inf	30.72	3	Vertical	136	1.41	-
2462MHz	Pass	AV	2.483502G	50.23	54.00	-3.77	30.79	3	Vertical	136	1.41	-
2462MHz	Pass	PK	2.463G	102.80	Inf	-Inf	30.72	3	Vertical	136	1.41	-
2462MHz	Pass	PK	2.483502G	67.85	74.00	-6.15	30.79	3	Vertical	136	1.41	-
2462MHz	Pass	AV	3.693G	44.66	54.00	-9.34	2.18	3	Horizontal	185	1.50	-
2462MHz	Pass	AV	4.924G	34.85	54.00	-19.15	4.22	3	Horizontal	15	1.10	-
2462MHz	Pass	PK	3.69306G	48.71	74.00	-25.29	2.18	3	Horizontal	185	1.50	-
2462MHz	Pass	PK	4.92436G	45.36	74.00	-28.64	4.22	3	Horizontal	15	1.10	-
2462MHz	Pass	AV	3.693G	51.34	54.00	-2.66	2.18	3	Vertical	208	1.15	-
2462MHz	Pass	AV	4.92394G	35.32	54.00	-18.68	4.22	3	Vertical	342	1.10	-
2462MHz	Pass	PK	3.693G	53.58	74.00	-20.42	2.18	3	Vertical	208	1.15	-
2462MHz	Pass	PK	4.92412G	45.23	74.00	-28.77	4.22	3	Vertical	342	1.10	-
802.11n HT40_Nss1,(MCS0)_1TX	-	-	-	-	-	-	-	-	-	-	-	-
2422MHz	Pass	AV	2.3896G	53.41	54.00	-0.59	34.74	3	Horizontal	45	1.10	-
2422MHz	Pass	AV	2.4232G	94.94	Inf	-Inf	34.90	3	Horizontal	45	1.10	-
2422MHz	Pass	AV	2.4948G	49.63	54.00	-4.37	35.25	3	Horizontal	45	1.10	-
2422MHz	Pass	PK	2.388G	71.85	74.00	-2.15	34.73	3	Horizontal	45	1.10	-
2422MHz	Pass	PK	2.4208G	104.03	Inf	-Inf	34.89	3	Horizontal	45	1.10	-
2422MHz	Pass	PK	2.4896G	62.09	74.00	-11.91	35.22	3	Horizontal	45	1.10	-



RSE TX above 1GHz Result

Appendix F

Mode	Result	Type	Freq (Hz)	Level (dBuV/m)	Limit (dBuV/m)	Margin (dB)	Factor (dB)	Dist (m)	Condition	Azimuth (°)	Height (m)	Comments
2422MHz	Pass	AV	2.389998G	50.66	54.00	-3.34	34.74	3	Vertical	53	3.19	-
2422MHz	Pass	AV	2.4232G	92.35	Inf	-Inf	34.90	3	Vertical	53	3.19	-
2422MHz	Pass	AV	2.4956G	49.14	54.00	-4.86	35.25	3	Vertical	53	3.19	-
2422MHz	Pass	PK	2.3892G	66.79	74.00	-7.21	34.74	3	Vertical	53	3.19	-
2422MHz	Pass	PK	2.4244G	101.01	Inf	-Inf	34.91	3	Vertical	53	3.19	-
2422MHz	Pass	PK	2.498G	61.23	74.00	-12.77	35.26	3	Vertical	53	3.19	-
2422MHz	Pass	AV	3.633G	46.63	54.00	-7.37	2.09	3	Horizontal	149	1.15	-
2422MHz	Pass	AV	4.84394G	35.58	54.00	-18.42	4.06	3	Horizontal	3	1.05	-
2422MHz	Pass	PK	3.63294G	49.86	74.00	-24.14	2.09	3	Horizontal	149	1.15	-
2422MHz	Pass	PK	4.8527G	44.75	74.00	-29.25	4.08	3	Horizontal	3	1.05	-
2422MHz	Pass	AV	3.633G	51.57	54.00	-2.43	2.09	3	Vertical	211	1.34	-
2422MHz	Pass	AV	4.844G	35.79	54.00	-18.21	4.06	3	Vertical	201	1.01	-
2422MHz	Pass	PK	3.633G	53.57	74.00	-20.43	2.09	3	Vertical	211	1.34	-
2422MHz	Pass	PK	4.844G	44.84	74.00	-29.16	4.06	3	Vertical	201	1.01	-
2427MHz	Pass	AV	2.3898G	53.57	54.00	-0.43	34.74	3	Horizontal	44	1.07	-
2427MHz	Pass	AV	2.4286G	97.06	Inf	-Inf	34.93	3	Horizontal	44	1.07	-
2427MHz	Pass	AV	2.4838G	50.91	54.00	-3.09	35.20	3	Horizontal	44	1.07	-
2427MHz	Pass	PK	2.3886G	70.25	74.00	-3.75	34.73	3	Horizontal	44	1.07	-
2427MHz	Pass	PK	2.4282G	106.04	Inf	-Inf	34.93	3	Horizontal	44	1.07	-
2427MHz	Pass	PK	2.4934G	63.74	74.00	-10.26	35.23	3	Horizontal	44	1.07	-
2427MHz	Pass	AV	2.3894G	50.91	54.00	-3.09	34.74	3	Vertical	150	1.62	-
2427MHz	Pass	AV	2.4286G	92.03	Inf	-Inf	34.93	3	Vertical	150	1.62	-
2427MHz	Pass	AV	2.4894G	49.69	54.00	-4.31	35.22	3	Vertical	150	1.62	-
2427MHz	Pass	PK	2.3898G	64.36	74.00	-9.64	34.74	3	Vertical	150	1.62	-
2427MHz	Pass	PK	2.4282G	100.71	Inf	-Inf	34.93	3	Vertical	150	1.62	-
2427MHz	Pass	PK	2.4942G	61.07	74.00	-12.93	35.25	3	Vertical	150	1.62	-
2432MHz	Pass	AV	2.389998G	53.76	54.00	-0.24	34.05	3	Horizontal	46	1.10	-
2432MHz	Pass	AV	2.4308G	97.14	Inf	-Inf	34.06	3	Horizontal	46	1.10	-
2432MHz	Pass	AV	2.483502G	51.56	54.00	-2.44	34.07	3	Horizontal	46	1.10	-
2432MHz	Pass	PK	2.3892G	68.74	74.00	-5.26	34.05	3	Horizontal	46	1.10	-
2432MHz	Pass	PK	2.4332G	106.20	Inf	-Inf	34.06	3	Horizontal	46	1.10	-
2432MHz	Pass	PK	2.4916G	64.06	74.00	-9.94	34.07	3	Horizontal	46	1.10	-
2432MHz	Pass	AV	2.389998G	51.05	54.00	-2.95	34.05	3	Vertical	137	1.33	-
2432MHz	Pass	AV	2.4304G	92.75	Inf	-Inf	34.06	3	Vertical	137	1.33	-
2432MHz	Pass	AV	2.484G	49.20	54.00	-4.80	34.07	3	Vertical	137	1.33	-
2432MHz	Pass	PK	2.389998G	66.16	74.00	-7.84	34.05	3	Vertical	137	1.33	-
2432MHz	Pass	PK	2.43G	102.11	Inf	-Inf	34.06	3	Vertical	137	1.33	-
2432MHz	Pass	PK	2.4928G	60.92	74.00	-13.08	34.06	3	Vertical	137	1.33	-
2437MHz	Pass	AV	2.3898G	50.12	54.00	-3.88	34.74	3	Horizontal	44	1.03	-
2437MHz	Pass	AV	2.4382G	96.69	Inf	-Inf	34.97	3	Horizontal	44	1.03	-
2437MHz	Pass	AV	2.4842G	53.41	54.00	-0.59	35.20	3	Horizontal	44	1.03	-
2437MHz	Pass	PK	2.3886G	62.85	74.00	-11.15	34.73	3	Horizontal	44	1.03	-
2437MHz	Pass	PK	2.4394G	105.37	Inf	-Inf	34.98	3	Horizontal	44	1.03	-
2437MHz	Pass	PK	2.483502G	66.37	74.00	-7.63	35.19	3	Horizontal	44	1.03	-
2437MHz	Pass	AV	2.3898G	48.89	54.00	-5.11	34.74	3	Vertical	57	2.78	-
2437MHz	Pass	AV	2.4354G	93.74	Inf	-Inf	34.96	3	Vertical	57	2.78	-
2437MHz	Pass	AV	2.483502G	50.75	54.00	-3.25	35.19	3	Vertical	57	2.78	-
2437MHz	Pass	PK	2.3898G	60.74	74.00	-13.26	34.74	3	Vertical	57	2.78	-
2437MHz	Pass	PK	2.4386G	102.18	Inf	-Inf	34.98	3	Vertical	57	2.78	-



RSE TX above 1GHz Result

Appendix F

Mode	Result	Type	Freq (Hz)	Level (dBuV/m)	Limit (dBuV/m)	Margin (dB)	Factor (dB)	Dist (m)	Condition	Azimuth (°)	Height (m)	Comments
2437MHz	Pass	PK	2.4846G	63.21	74.00	-10.79	35.20	3	Vertical	57	2.78	-
2437MHz	Pass	AV	3.6555G	47.45	54.00	-6.55	2.12	3	Horizontal	200	3.00	-
2437MHz	Pass	AV	4.87412G	34.93	54.00	-19.07	4.12	3	Horizontal	13	1.50	-
2437MHz	Pass	PK	3.65538G	50.36	74.00	-23.64	2.12	3	Horizontal	200	3.00	-
2437MHz	Pass	PK	4.88888G	45.41	74.00	-28.59	4.15	3	Horizontal	13	1.50	-
2437MHz	Pass	AV	3.6555G	51.22	54.00	-2.78	2.12	3	Vertical	208	1.16	-
2437MHz	Pass	AV	4.87412G	35.05	54.00	-18.95	4.12	3	Vertical	355	1.01	-
2437MHz	Pass	PK	3.65544G	53.37	74.00	-20.63	2.12	3	Vertical	208	1.16	-
2437MHz	Pass	PK	4.87688G	45.36	74.00	-28.64	4.12	3	Vertical	355	1.01	-
2442MHz	Pass	AV	2.389998G	48.14	54.00	-5.86	34.05	3	Horizontal	45	2.87	-
2442MHz	Pass	AV	2.4408G	95.34	Inf	-Inf	34.06	3	Horizontal	45	2.87	-
2442MHz	Pass	AV	2.483502G	53.57	54.00	-0.43	34.07	3	Horizontal	45	2.87	-
2442MHz	Pass	PK	2.376G	59.45	74.00	-14.55	34.04	3	Horizontal	45	2.87	-
2442MHz	Pass	PK	2.4392G	104.77	Inf	-Inf	34.06	3	Horizontal	45	2.87	-
2442MHz	Pass	PK	2.4844G	70.30	74.00	-3.70	34.07	3	Horizontal	45	2.87	-
2442MHz	Pass	AV	2.389998G	47.99	54.00	-6.01	34.05	3	Vertical	141	1.38	-
2442MHz	Pass	AV	2.4404G	92.03	Inf	-Inf	34.06	3	Vertical	141	1.38	-
2442MHz	Pass	AV	2.483502G	51.92	54.00	-2.08	34.07	3	Vertical	141	1.38	-
2442MHz	Pass	PK	2.3596G	60.07	74.00	-13.93	34.04	3	Vertical	141	1.38	-
2442MHz	Pass	PK	2.4392G	101.53	Inf	-Inf	34.06	3	Vertical	141	1.38	-
2442MHz	Pass	PK	2.483502G	66.23	74.00	-7.77	34.07	3	Vertical	141	1.38	-
2447MHz	Pass	AV	2.389G	48.20	54.00	-5.80	34.05	3	Horizontal	44	1.54	-
2447MHz	Pass	AV	2.4486G	95.72	Inf	-Inf	34.06	3	Horizontal	44	1.54	-
2447MHz	Pass	AV	2.483502G	53.58	54.00	-0.42	34.07	3	Horizontal	44	1.54	-
2447MHz	Pass	PK	2.389G	59.42	74.00	-14.58	34.05	3	Horizontal	44	1.54	-
2447MHz	Pass	PK	2.4494G	104.48	Inf	-Inf	34.06	3	Horizontal	44	1.54	-
2447MHz	Pass	PK	2.4862G	72.29	74.00	-1.71	34.07	3	Horizontal	44	1.54	-
2447MHz	Pass	AV	2.3494G	47.44	54.00	-6.56	34.04	3	Vertical	154	1.60	-
2447MHz	Pass	AV	2.4478G	90.60	Inf	-Inf	34.06	3	Vertical	154	1.60	-
2447MHz	Pass	AV	2.483502G	50.77	54.00	-3.23	34.07	3	Vertical	154	1.60	-
2447MHz	Pass	PK	2.3778G	59.13	74.00	-14.87	34.04	3	Vertical	154	1.60	-
2447MHz	Pass	PK	2.4446G	99.85	Inf	-Inf	34.06	3	Vertical	154	1.60	-
2447MHz	Pass	PK	2.4862G	67.52	74.00	-6.48	34.07	3	Vertical	154	1.60	-
2452MHz	Pass	AV	2.3792G	47.43	54.00	-6.57	34.70	3	Horizontal	41	1.50	-
2452MHz	Pass	AV	2.4532G	93.58	Inf	-Inf	35.05	3	Horizontal	41	1.50	-
2452MHz	Pass	AV	2.486G	53.83	54.00	-0.17	35.20	3	Horizontal	41	1.50	-
2452MHz	Pass	PK	2.376G	60.63	74.00	-13.37	34.67	3	Horizontal	41	1.50	-
2452MHz	Pass	PK	2.4492G	103.65	Inf	-Inf	35.03	3	Horizontal	41	1.50	-
2452MHz	Pass	PK	2.4848G	72.71	74.00	-1.29	35.20	3	Horizontal	41	1.50	-
2452MHz	Pass	AV	2.3832G	47.47	54.00	-6.53	34.71	3	Vertical	62	1.50	-
2452MHz	Pass	AV	2.4532G	92.24	Inf	-Inf	35.05	3	Vertical	62	1.50	-
2452MHz	Pass	AV	2.4844G	53.05	54.00	-0.95	35.20	3	Vertical	62	1.50	-
2452MHz	Pass	PK	2.3772G	60.08	74.00	-13.92	34.68	3	Vertical	62	1.50	-
2452MHz	Pass	PK	2.4532G	101.37	Inf	-Inf	35.05	3	Vertical	62	1.50	-
2452MHz	Pass	PK	2.4848G	71.40	74.00	-2.60	35.20	3	Vertical	62	1.50	-
2452MHz	Pass	AV	3.678G	45.78	54.00	-8.22	2.16	3	Horizontal	187	2.96	-
2452MHz	Pass	AV	4.89764G	35.22	54.00	-18.78	4.16	3	Horizontal	332	1.50	-
2452MHz	Pass	PK	3.67794G	49.37	74.00	-24.63	2.16	3	Horizontal	187	2.96	-
2452MHz	Pass	PK	4.89806G	44.66	74.00	-29.34	4.16	3	Horizontal	332	1.50	-



RSE TX above 1GHz Result

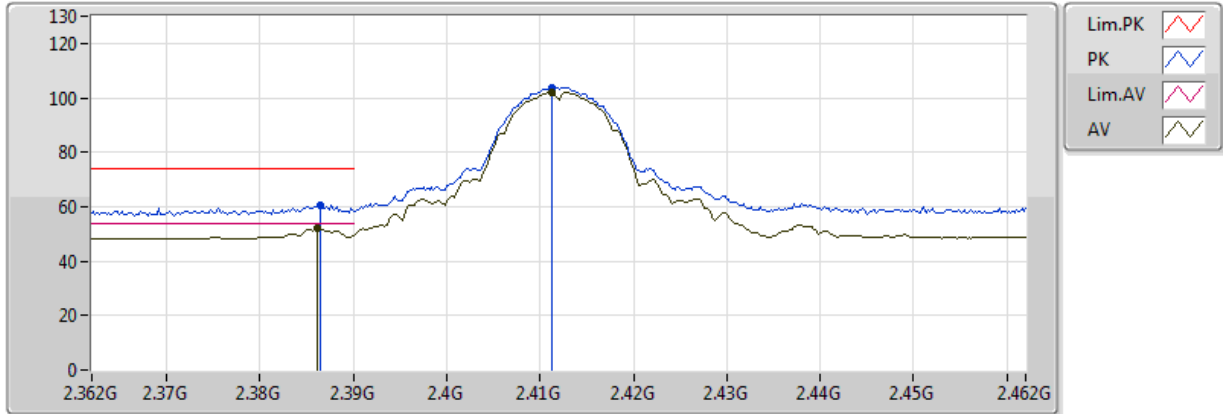
Appendix F

Mode	Result	Type	Freq (Hz)	Level (dBuV/m)	Limit (dBuV/m)	Margin (dB)	Factor (dB)	Dist (m)	Condition	Azimuth (°)	Height (m)	Comments
2452MHz	Pass	AV	3.678G	50.86	54.00	-3.14	2.16	3	Vertical	208	1.32	-
2452MHz	Pass	AV	4.90412G	35.21	54.00	-18.79	4.18	3	Vertical	0	1.01	-
2452MHz	Pass	PK	3.67794G	52.90	74.00	-21.10	2.16	3	Vertical	208	1.32	-
2452MHz	Pass	PK	4.89068G	45.20	74.00	-28.80	4.15	3	Vertical	0	1.01	-

802.11b_Nss1,(1Mbps)_1TX

2412MHz_TX

27/04/2018

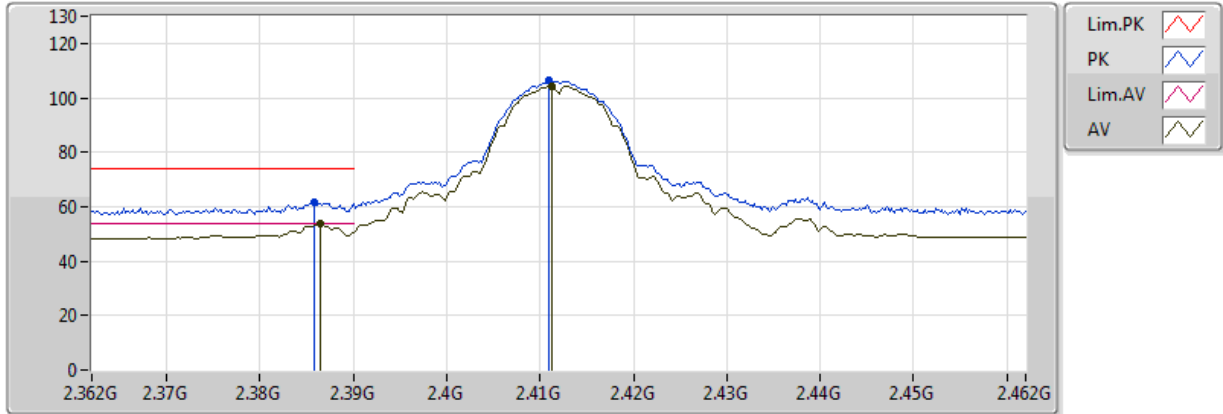


Type	Freq (Hz)	Level (dBuV/m)	Limit (dBuV/m)	Margin (dB)	Factor (dB)	Dist (m)	Condition	Azimuth (°)	Height (m)	Comments	Raw (dBuV)	AF (dB)	CL (dB)	PA (dB)
AV	2.3862G	52.07	54.00	-1.93	34.05	3	Vertical	53	1.44	-	18.02	30.47	3.58	-
AV	2.4112G	102.18	Inf	-Inf	34.05	3	Vertical	53	1.44	-	68.13	30.45	3.60	-
PK	2.3864G	60.59	74.00	-13.41	34.05	3	Vertical	53	1.44	-	26.54	30.47	3.58	-
PK	2.4112G	103.94	Inf	-Inf	34.05	3	Vertical	53	1.44	-	69.89	30.45	3.60	-

802.11b_Nss1,(1Mbps)_1TX

2412MHz_TX

27/04/2018

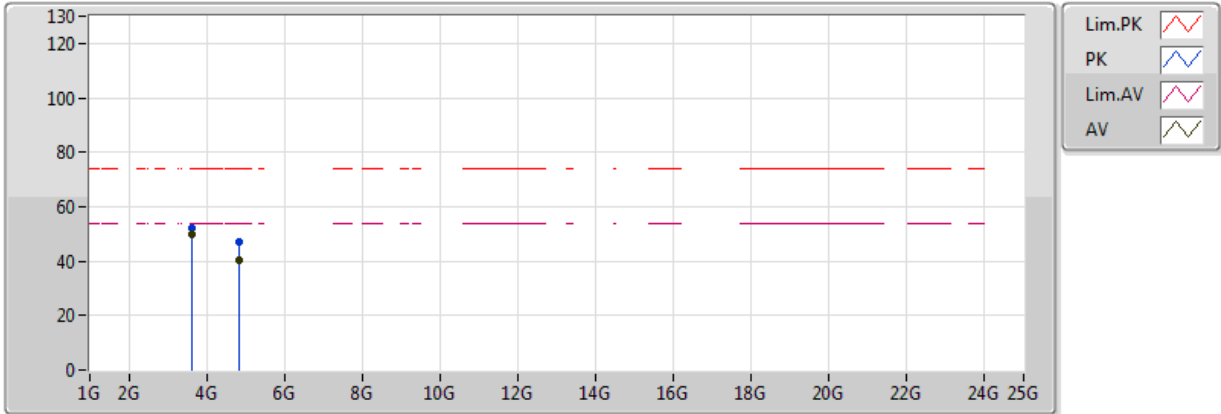


Type	Freq (Hz)	Level (dBuV/m)	Limit (dBuV/m)	Margin (dB)	Factor (dB)	Dist (m)	Condition	Azimuth (°)	Height (m)	Comments	Raw (dBuV)	AF (dB)	CL (dB)	PA (dB)
AV	2.3864G	53.61	54.00	-0.39	34.05	3	Horizontal	38	1.16	-	19.56	30.47	3.58	-
AV	2.4112G	104.49	Inf	-Inf	34.05	3	Horizontal	38	1.16	-	70.44	30.45	3.60	-
PK	2.3858G	61.55	74.00	-12.45	34.05	3	Horizontal	38	1.16	-	27.50	30.47	3.58	-
PK	2.411G	106.24	Inf	-Inf	34.05	3	Horizontal	38	1.16	-	72.19	30.45	3.60	-

802.11b_Nss1,(1Mbps)_1TX

2412MHz_TX

30/04/2018

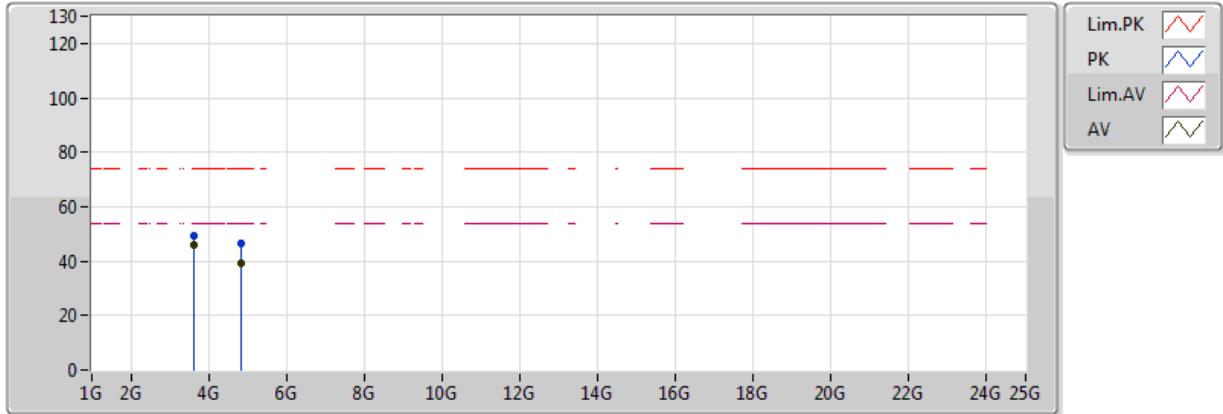


Type	Freq (Hz)	Level (dBuV/m)	Limit (dBuV/m)	Margin (dB)	Factor (dB)	Dist (m)	Condition	Azimuth (°)	Height (m)	Comments	Raw (dBuV)	AF (dB)	CL (dB)	PA (dB)
AV	3.618G	49.99	54.00	-4.01	0.59	3	Vertical	208	1.00	-	49.40	30.49	4.44	34.34
AV	4.82394G	40.24	54.00	-13.76	4.31	3	Vertical	354	1.26	-	35.93	33.44	5.20	34.34
PK	3.61806G	51.96	74.00	-22.04	0.59	3	Vertical	208	1.00	-	51.37	30.49	4.44	34.34
PK	4.82376G	46.87	74.00	-27.13	4.30	3	Vertical	354	1.26	-	42.57	33.44	5.20	34.34

802.11b_Nss1,(1Mbps)_1TX

2412MHz_TX

30/04/2018

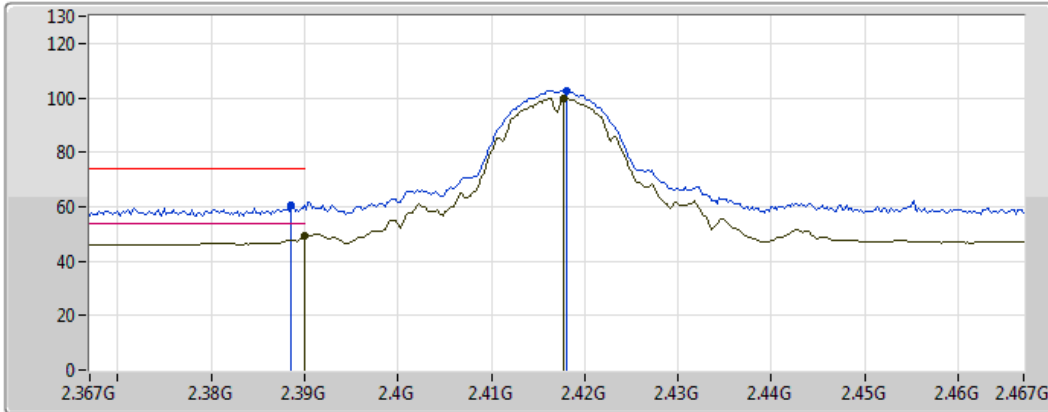


Type	Freq (Hz)	Level (dBuV/m)	Limit (dBuV/m)	Margin (dB)	Factor (dB)	Dist (m)	Condition	Azimuth (°)	Height (m)	Comments	Raw (dBuV)	AF (dB)	CL (dB)	PA (dB)
AV	3.618G	45.95	54.00	-8.05	0.59	3	Horizontal	142	1.10	-	45.36	30.49	4.44	34.34
AV	4.82394G	39.03	54.00	-14.97	4.31	3	Horizontal	24	1.00	-	34.72	33.44	5.20	34.34
PK	3.61782G	49.07	74.00	-24.93	0.59	3	Horizontal	142	1.10	-	48.48	30.49	4.44	34.34
PK	4.824G	46.31	74.00	-27.69	4.31	3	Horizontal	24	1.00	-	42.00	33.44	5.20	34.34

802.11b_Nss1,(1Mbps)_1TX

2417MHz_TX

30/04/2018

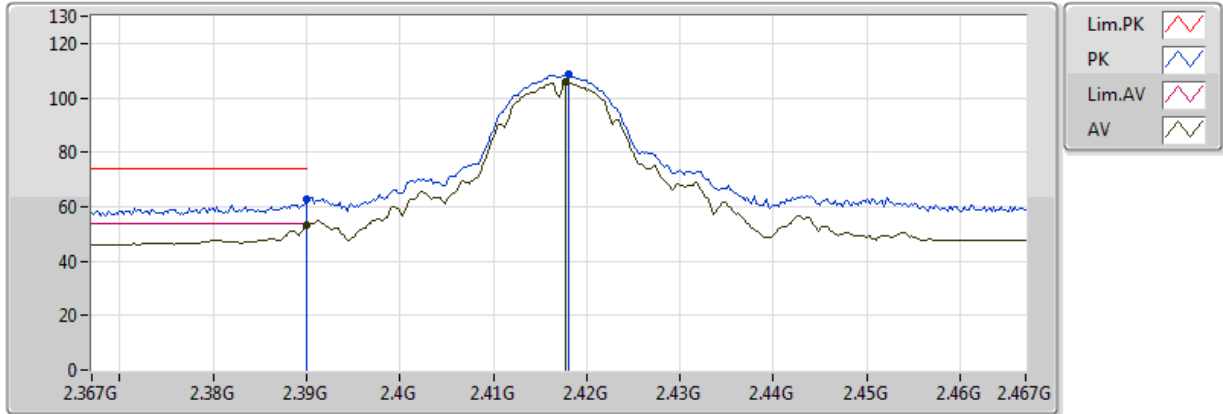


Type	Freq (Hz)	Level (dBuV/m)	Limit (dBuV/m)	Margin (dB)	Factor (dB)	Dist (m)	Condition	Azimuth (°)	Height (m)	Comments	Raw (dBuV)	AF (dB)	CL (dB)	PA (dB)
AV	2.389998G	49.33	54.00	-4.67	34.74	3	Vertical	146	1.61	-	14.59	31.16	3.58	-
AV	2.4178G	99.94	Inf	-Inf	34.88	3	Vertical	146	1.61	-	65.06	31.27	3.60	-
PK	2.3886G	60.52	74.00	-13.48	34.73	3	Vertical	146	1.61	-	25.79	31.15	3.58	-
PK	2.418G	102.71	Inf	-Inf	34.88	3	Vertical	146	1.61	-	67.83	31.27	3.60	-

802.11b_Nss1,(1Mbps)_1TX

2417MHz_TX

30/04/2018

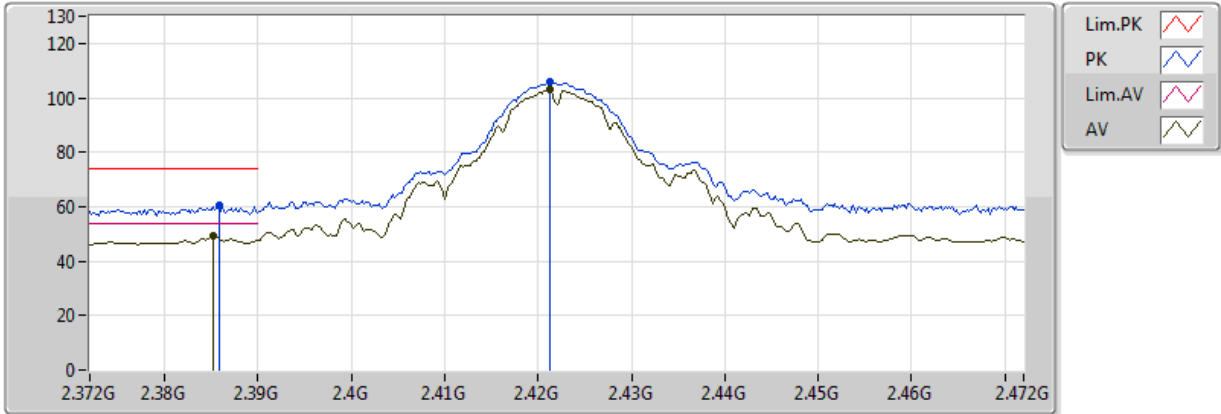


Type	Freq (Hz)	Level (dBuV/m)	Limit (dBuV/m)	Margin (dB)	Factor (dB)	Dist (m)	Condition	Azimuth (°)	Height (m)	Comments	Raw (dBuV)	AF (dB)	CL (dB)	PA (dB)
AV	2.389998G	53.43	54.00	-0.57	34.74	3	Horizontal	46	1.05	-	18.69	31.16	3.58	-
AV	2.4178G	105.64	Inf	-Inf	34.88	3	Horizontal	46	1.05	-	70.76	31.27	3.60	-
PK	2.389998G	62.56	74.00	-11.44	34.74	3	Horizontal	46	1.05	-	27.82	31.16	3.58	-
PK	2.418G	108.45	Inf	-Inf	34.88	3	Horizontal	46	1.05	-	73.57	31.27	3.60	-

802.11b_Nss1,(1Mbps)_1TX

2422MHz_TX

30/04/2018



Type	Freq (Hz)	Level (dBuV/m)	Limit (dBuV/m)	Margin (dB)	Factor (dB)	Dist (m)	Condition	Azimuth (°)	Height (m)	Comments	Raw (dBuV)	AF (dB)	CL (dB)	PA (dB)
AV	2.3852G	49.22	54.00	-4.78	34.72	3	Vertical	145	1.45	-	14.50	31.14	3.58	-
AV	2.4212G	102.89	Inf	-Inf	34.89	3	Vertical	145	1.45	-	68.00	31.28	3.61	-
PK	2.3858G	60.30	74.00	-13.70	34.72	3	Vertical	145	1.45	-	25.58	31.14	3.58	-
PK	2.4212G	105.63	Inf	-Inf	34.89	3	Vertical	145	1.45	-	70.74	31.28	3.61	-

802.11b_Nss1,(1Mbps)_1TX

2422MHz_TX

30/04/2018

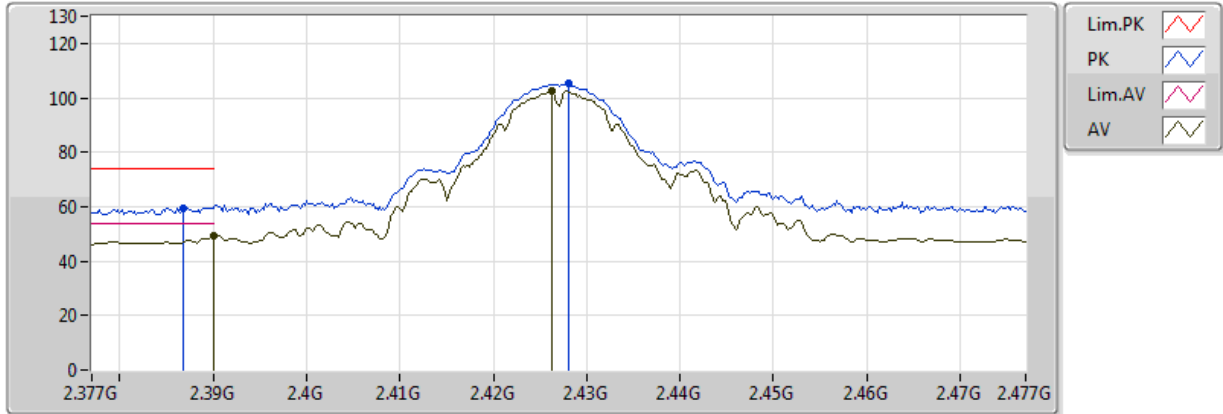


Type	Freq (Hz)	Level (dBuV/m)	Limit (dBuV/m)	Margin (dB)	Factor (dB)	Dist (m)	Condition	Azimuth (°)	Height (m)	Comments	Raw (dBuV)	AF (dB)	CL (dB)	PA (dB)
AV	2.3852G	53.28	54.00	-0.72	34.72	3	Horizontal	47	1.06	-	18.56	31.14	3.58	-
AV	2.4212G	108.04	Inf	-Inf	34.89	3	Horizontal	47	1.06	-	73.15	31.28	3.61	-
PK	2.3852G	62.25	74.00	-11.75	34.72	3	Horizontal	47	1.06	-	27.53	31.14	3.58	-
PK	2.4212G	110.89	Inf	-Inf	34.89	3	Horizontal	47	1.06	-	76.00	31.28	3.61	-

802.11b_Nss1,(1Mbps)_1TX

2427MHz_TX

30/04/2018

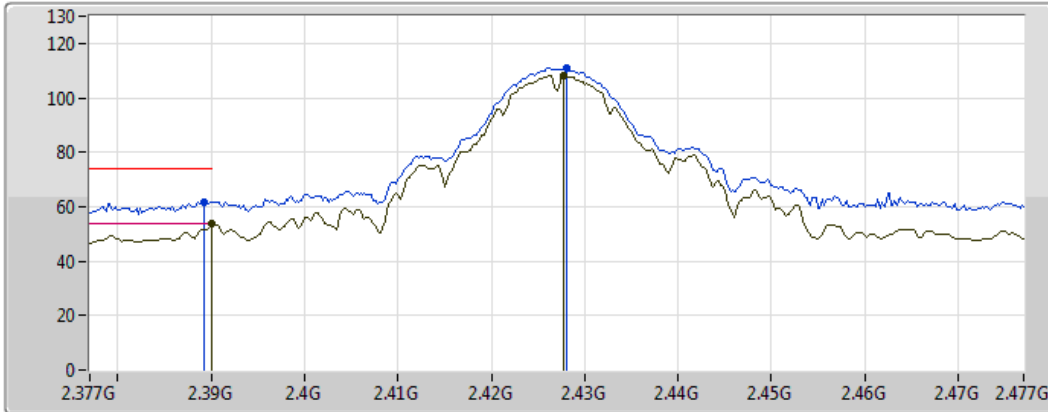






Type	Freq (Hz)	Level (dBuV/m)	Limit (dBuV/m)	Margin (dB)	Factor (dB)	Dist (m)	Condition	Azimuth (°)	Height (m)	Comments	Raw (dBuV)	AF (dB)	CL (dB)	PA (dB)
AV	2.389998G	49.40	54.00	-4.60	34.74	3	Vertical	145	1.47	-	14.66	31.16	3.58	-
AV	2.4262G	102.37	Inf	-Inf	34.92	3	Vertical	145	1.47	-	67.45	31.30	3.61	-
PK	2.3868G	59.57	74.00	-14.43	34.73	3	Vertical	145	1.47	-	24.84	31.15	3.58	-
PK	2.428G	105.09	Inf	-Inf	34.92	3	Vertical	145	1.47	-	70.17	31.31	3.61	-

802.11b_Nss1,(1Mbps)_1TX

2427MHz_TX

30/04/2018



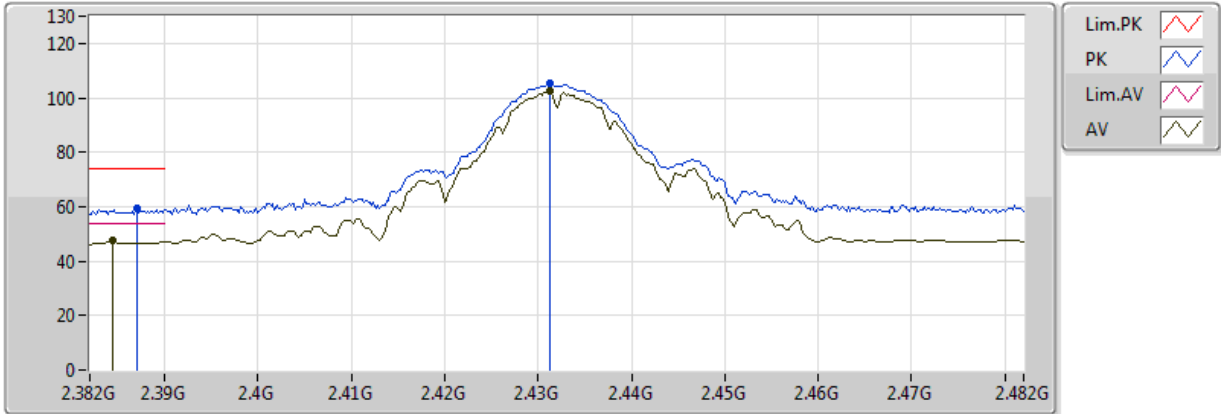
Lim.PK	
PK	
Lim.AV	
AV	

Type	Freq (Hz)	Level (dBuV/m)	Limit (dBuV/m)	Margin (dB)	Factor (dB)	Dist (m)	Condition	Azimuth (°)	Height (m)	Comments	Raw (dBuV)	AF (dB)	CL (dB)	PA (dB)
AV	2.389998G	53.59	54.00	-0.41	34.74	3	Horizontal	46	1.06	-	18.85	31.16	3.58	-
AV	2.4278G	108.13	Inf	-Inf	34.92	3	Horizontal	46	1.06	-	73.21	31.31	3.61	-
PK	2.3892G	61.66	74.00	-12.34	34.74	3	Horizontal	46	1.06	-	26.92	31.16	3.58	-
PK	2.428G	110.94	Inf	-Inf	34.92	3	Horizontal	46	1.06	-	76.02	31.31	3.61	-

802.11b_Nss1,(1Mbps)_1TX

2432MHz_TX

30/04/2018

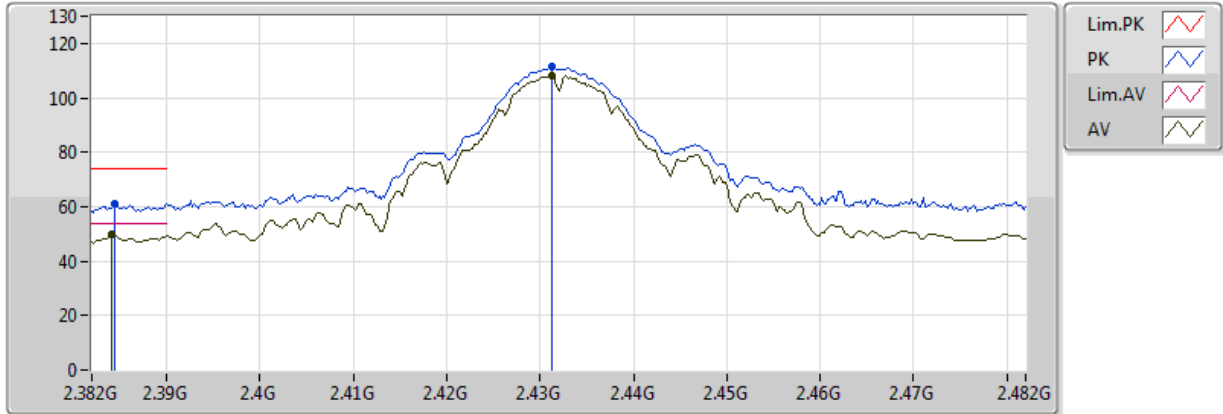


Type	Freq (Hz)	Level (dBuV/m)	Limit (dBuV/m)	Margin (dB)	Factor (dB)	Dist (m)	Condition	Azimuth (°)	Height (m)	Comments	Raw (dBuV)	AF (dB)	CL (dB)	PA (dB)
AV	2.3844G	47.39	54.00	-6.61	34.72	3	Vertical	145	1.16	-	12.67	31.14	3.58	-
AV	2.4312G	102.28	Inf	-Inf	34.94	3	Vertical	145	1.16	-	67.34	31.32	3.61	-
PK	2.387G	59.16	74.00	-14.84	34.73	3	Vertical	145	1.16	-	24.43	31.15	3.58	-
PK	2.4312G	105.14	Inf	-Inf	34.94	3	Vertical	145	1.16	-	70.20	31.32	3.61	-

802.11b_Nss1,(1Mbps)_1TX

2432MHz_TX

30/04/2018

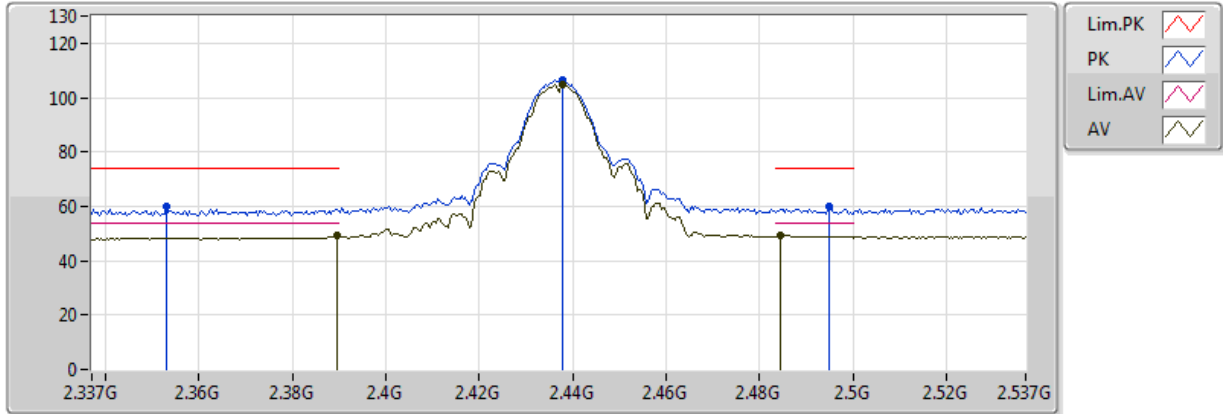


Type	Freq (Hz)	Level (dBuV/m)	Limit (dBuV/m)	Margin (dB)	Factor (dB)	Dist (m)	Condition	Azimuth (°)	Height (m)	Comments	Raw (dBuV)	AF (dB)	CL (dB)	PA (dB)
AV	2.3842G	49.74	54.00	-4.26	34.72	3	Horizontal	48	1.09	-	15.02	31.14	3.58	-
AV	2.4312G	108.33	Inf	-Inf	34.94	3	Horizontal	48	1.09	-	73.39	31.32	3.61	-
PK	2.3844G	61.27	74.00	-12.73	34.72	3	Horizontal	48	1.09	-	26.55	31.14	3.58	-
PK	2.4312G	111.23	Inf	-Inf	34.94	3	Horizontal	48	1.09	-	76.29	31.32	3.61	-

802.11b_Nss1,(1Mbps)_1TX

2437MHz_TX

27/04/2018

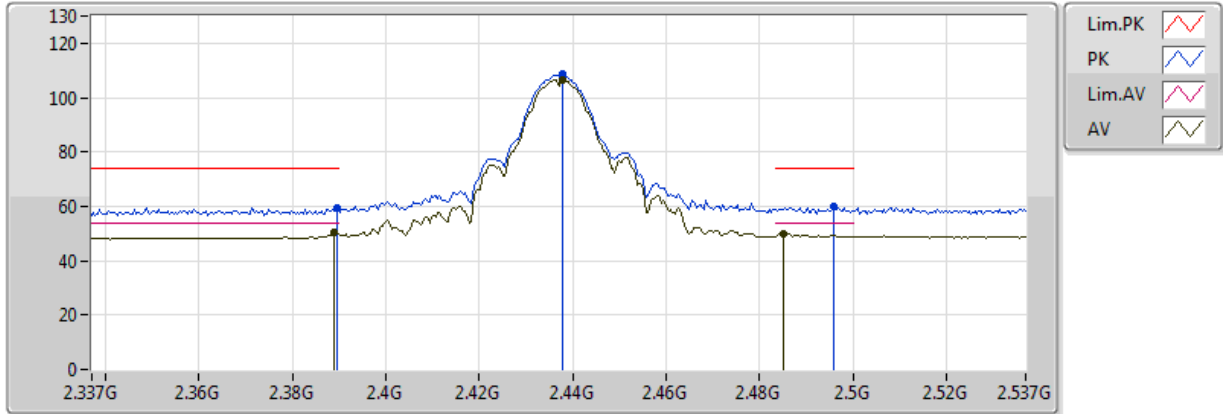


Type	Freq (Hz)	Level (dBuV/m)	Limit (dBuV/m)	Margin (dB)	Factor (dB)	Dist (m)	Condition	Azimuth (°)	Height (m)	Comments	Raw (dBuV)	AF (dB)	CL (dB)	PA (dB)
AV	2.3894G	49.42	54.00	-4.58	34.05	3	Vertical	49	2.75	-	15.37	30.47	3.58	-
AV	2.4378G	104.74	Inf	-Inf	34.06	3	Vertical	49	2.75	-	70.68	30.44	3.62	-
AV	2.4846G	49.47	54.00	-4.53	34.07	3	Vertical	49	2.75	-	15.40	30.41	3.66	-
PK	2.353G	59.72	74.00	-14.28	34.05	3	Vertical	49	2.75	-	25.67	30.49	3.56	-
PK	2.4378G	106.47	Inf	-Inf	34.06	3	Vertical	49	2.75	-	72.41	30.44	3.62	-
PK	2.495G	60.12	74.00	-13.88	34.07	3	Vertical	49	2.75	-	26.05	30.40	3.67	-

802.11b_Nss1,(1Mbps)_1TX

2437MHz_TX

27/04/2018

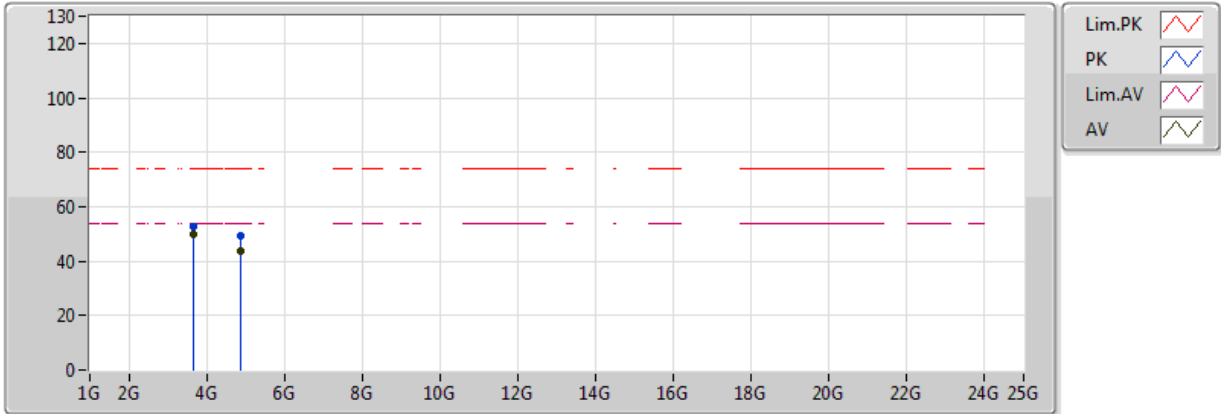


Type	Freq (Hz)	Level (dBuV/m)	Limit (dBuV/m)	Margin (dB)	Factor (dB)	Dist (m)	Condition	Azimuth (°)	Height (m)	Comments	Raw (dBuV)	AF (dB)	CL (dB)	PA (dB)
AV	2.389G	50.55	54.00	-3.45	34.05	3	Horizontal	34	1.33	-	16.50	30.47	3.58	-
AV	2.4378G	106.70	Inf	-Inf	34.06	3	Horizontal	34	1.33	-	72.64	30.44	3.62	-
AV	2.485G	50.09	54.00	-3.91	34.07	3	Horizontal	34	1.33	-	16.02	30.41	3.66	-
PK	2.3894G	59.39	74.00	-14.61	34.05	3	Horizontal	34	1.33	-	25.34	30.47	3.58	-
PK	2.4378G	108.45	Inf	-Inf	34.06	3	Horizontal	34	1.33	-	74.39	30.44	3.62	-
PK	2.4958G	59.70	74.00	-14.30	34.07	3	Horizontal	34	1.33	-	25.63	30.40	3.67	-

802.11b_Nss1,(1Mbps)_1TX

2437MHz_TX

30/04/2018

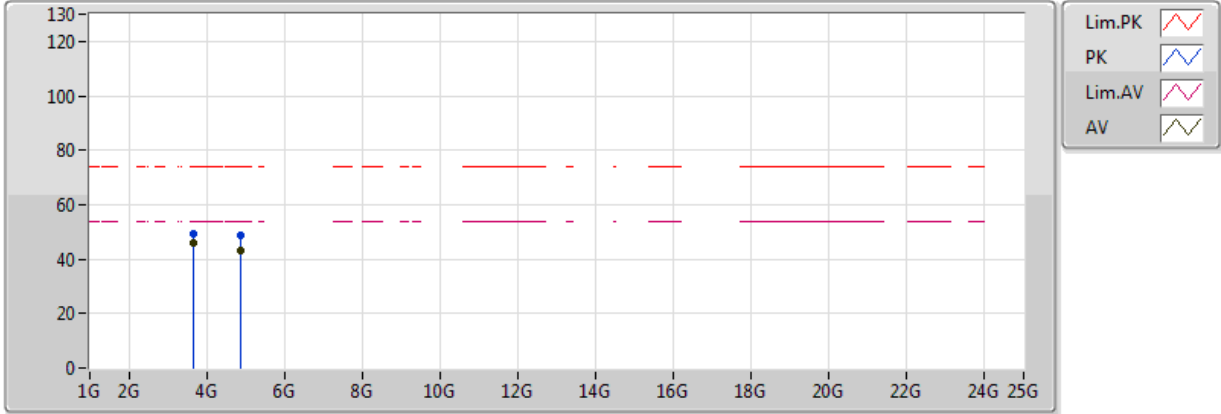


Type	Freq (Hz)	Level (dBuV/m)	Limit (dBuV/m)	Margin (dB)	Factor (dB)	Dist (m)	Condition	Azimuth (°)	Height (m)	Comments	Raw (dBuV)	AF (dB)	CL (dB)	PA (dB)
AV	3.6555G	50.14	54.00	-3.86	0.68	3	Vertical	208	1.17	-	49.46	30.55	4.47	34.34
AV	4.874G	43.81	54.00	-10.19	4.49	3	Vertical	354	1.00	-	39.32	33.60	5.23	34.34
PK	3.6555G	52.51	74.00	-21.49	0.68	3	Vertical	208	1.17	-	51.83	30.55	4.47	34.34
PK	4.874G	49.29	74.00	-24.71	4.49	3	Vertical	354	1.00	-	44.80	33.60	5.23	34.34

802.11b_Nss1,(1Mbps)_1TX

2437MHz_TX

30/04/2018

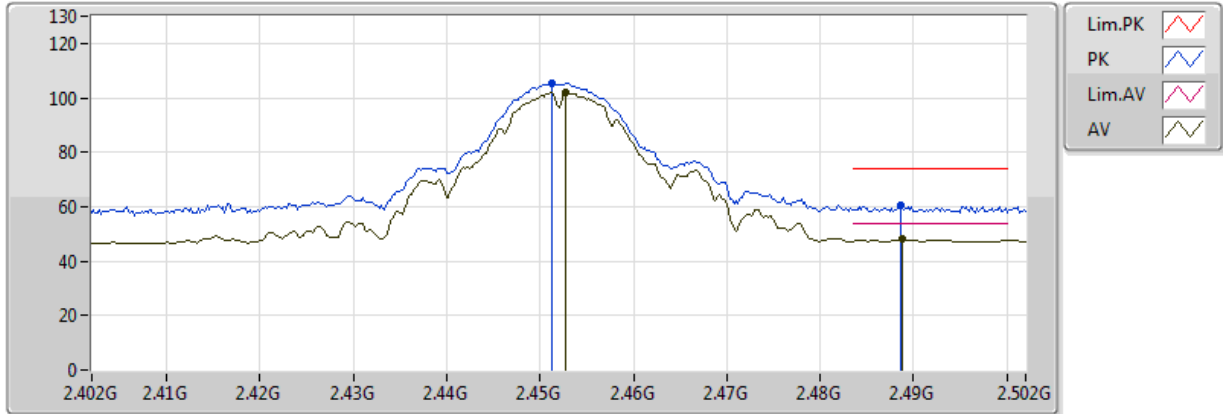


Type	Freq (Hz)	Level (dBuV/m)	Limit (dBuV/m)	Margin (dB)	Factor (dB)	Dist (m)	Condition	Azimuth (°)	Height (m)	Comments	Raw (dBuV)	AF (dB)	CL (dB)	PA (dB)
AV	3.6555G	45.75	54.00	-8.25	0.68	3	Horizontal	92	1.00	-	45.07	30.55	4.47	34.34
AV	4.874G	43.00	54.00	-11.00	4.49	3	Horizontal	58	1.04	-	38.51	33.60	5.23	34.34
PK	3.6555G	49.48	74.00	-24.52	0.68	3	Horizontal	92	1.00	-	48.80	30.55	4.47	34.34
PK	4.874G	48.57	74.00	-25.43	4.49	3	Horizontal	58	1.04	-	44.08	33.60	5.23	34.34

802.11b_Nss1,(1Mbps)_1TX

2452MHz_TX

30/04/2018

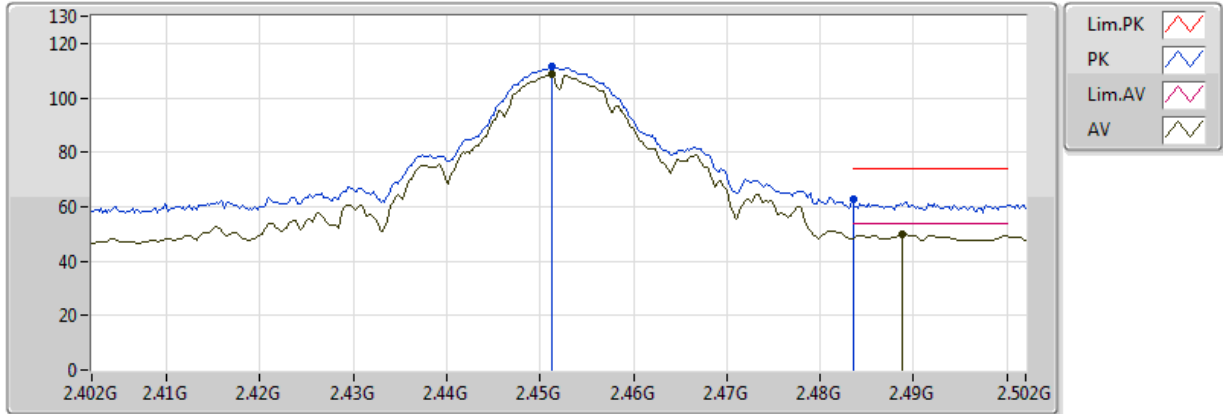


Type	Freq (Hz)	Level (dBuV/m)	Limit (dBuV/m)	Margin (dB)	Factor (dB)	Dist (m)	Condition	Azimuth (°)	Height (m)	Comments	Raw (dBuV)	AF (dB)	CL (dB)	PA (dB)
AV	2.4528G	101.97	Inf	-Inf	35.04	3	Vertical	147	1.42	-	66.93	31.41	3.63	-
AV	2.4888G	47.92	54.00	-6.08	35.22	3	Vertical	147	1.42	-	12.70	31.56	3.66	-
PK	2.4512G	105.49	Inf	-Inf	35.04	3	Vertical	147	1.42	-	70.45	31.40	3.63	-
PK	2.4886G	60.27	74.00	-13.73	35.21	3	Vertical	147	1.42	-	25.06	31.55	3.66	-

802.11b_Nss1,(1Mbps)_1TX

2452MHz_TX

30/04/2018

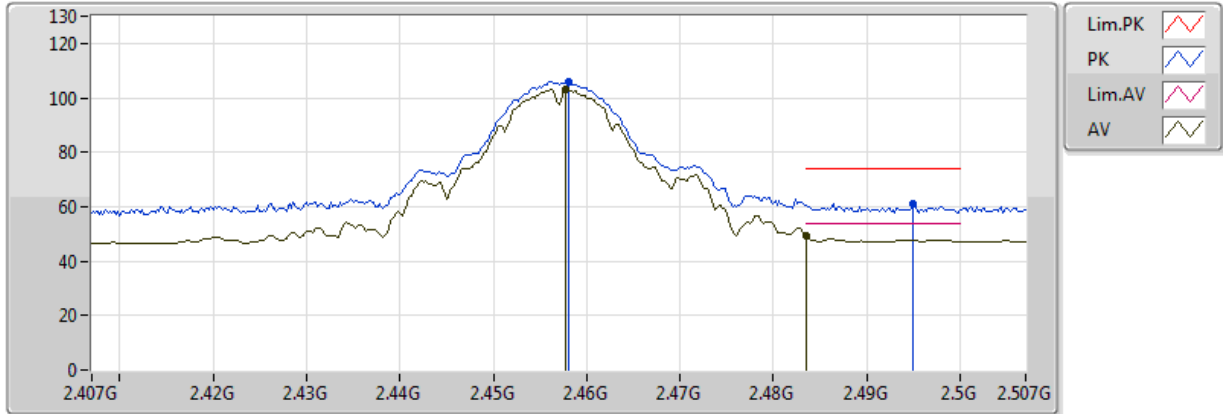


Type	Freq (Hz)	Level (dBuV/m)	Limit (dBuV/m)	Margin (dB)	Factor (dB)	Dist (m)	Condition	Azimuth (°)	Height (m)	Comments	Raw (dBuV)	AF (dB)	CL (dB)	PA (dB)
AV	2.4512G	108.52	Inf	-Inf	35.04	3	Horizontal	50	1.02	-	73.48	31.40	3.63	-
AV	2.4888G	50.00	54.00	-4.00	35.22	3	Horizontal	50	1.02	-	14.78	31.56	3.66	-
PK	2.4512G	111.28	Inf	-Inf	35.04	3	Horizontal	50	1.02	-	76.24	31.40	3.63	-
PK	2.483502G	62.75	74.00	-11.25	35.19	3	Horizontal	50	1.02	-	27.56	31.53	3.66	-

802.11b_Nss1,(1Mbps)_1TX

2457MHz_TX

30/04/2018

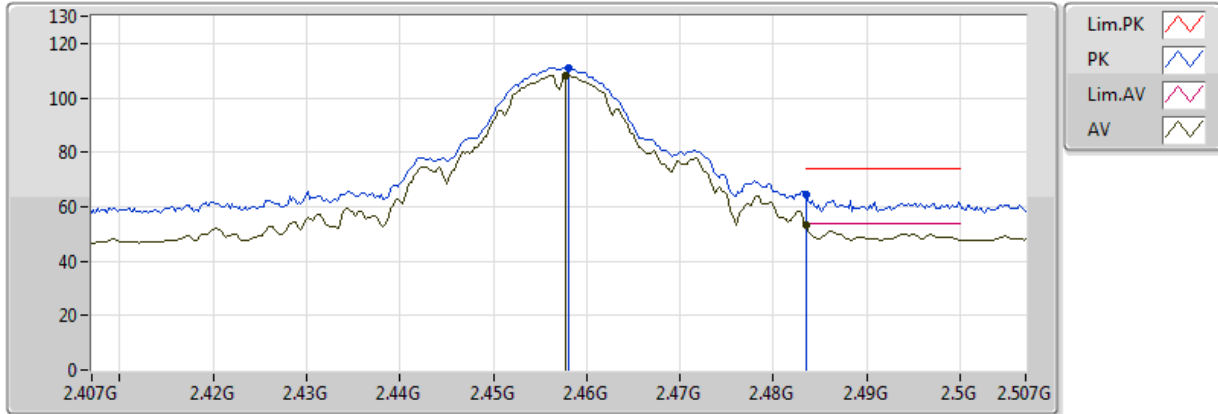


Type	Freq (Hz)	Level (dBuV/m)	Limit (dBuV/m)	Margin (dB)	Factor (dB)	Dist (m)	Condition	Azimuth (°)	Height (m)	Comments	Raw (dBuV)	AF (dB)	CL (dB)	PA (dB)
AV	2.4578G	103.15	Inf	-Inf	35.07	3	Vertical	148	1.44	-	68.08	31.43	3.64	-
AV	2.483502G	49.47	54.00	-4.53	35.19	3	Vertical	148	1.44	-	14.28	31.53	3.66	-
PK	2.458G	105.92	Inf	-Inf	35.07	3	Vertical	148	1.44	-	70.85	31.43	3.64	-
PK	2.495G	61.13	74.00	-12.87	35.25	3	Vertical	148	1.44	-	25.88	31.58	3.67	-

802.11b_Nss1,(1Mbps)_1TX

2457MHz_TX

30/04/2018

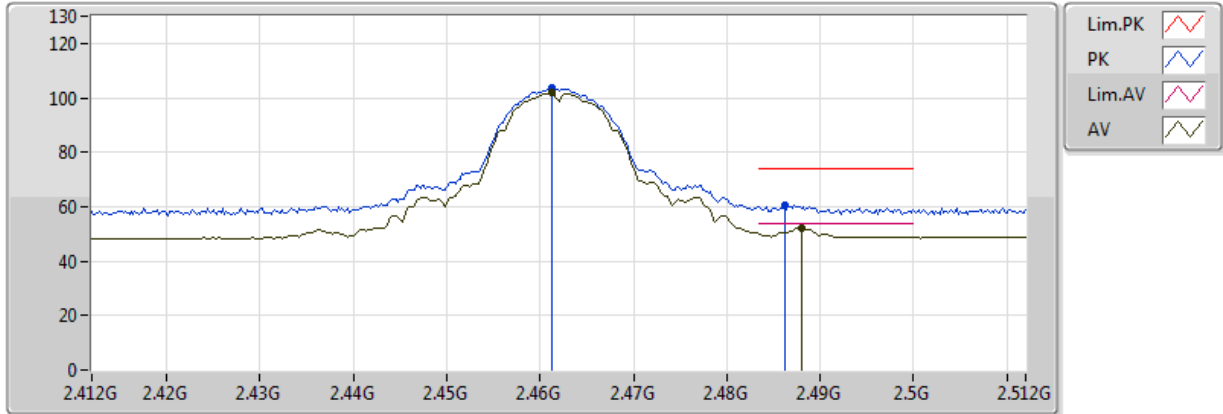


Type	Freq (Hz)	Level (dBuV/m)	Limit (dBuV/m)	Margin (dB)	Factor (dB)	Dist (m)	Condition	Azimuth (°)	Height (m)	Comments	Raw (dBuV)	AF (dB)	CL (dB)	PA (dB)
AV	2.4578G	108.36	Inf	-Inf	35.07	3	Horizontal	48	1.02	-	73.29	31.43	3.64	-
AV	2.483502G	53.45	54.00	-0.55	35.19	3	Horizontal	48	1.02	-	18.26	31.53	3.66	-
PK	2.458G	111.18	Inf	-Inf	35.07	3	Horizontal	48	1.02	-	76.11	31.43	3.64	-
PK	2.483502G	64.32	74.00	-9.68	35.19	3	Horizontal	48	1.02	-	29.13	31.53	3.66	-

802.11b_Nss1,(1Mbps)_1TX

2462MHz_TX

27/04/2018

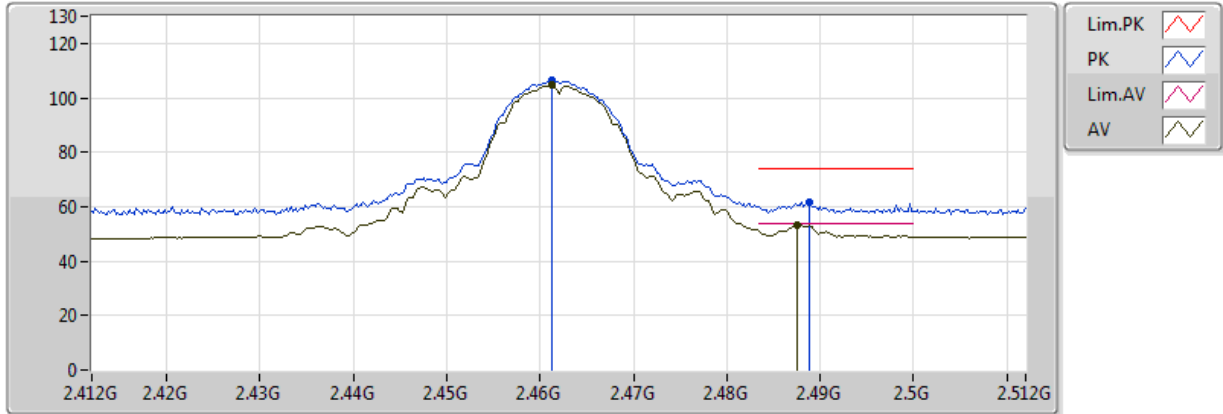


Type	Freq (Hz)	Level (dBuV/m)	Limit (dBuV/m)	Margin (dB)	Factor (dB)	Dist (m)	Condition	Azimuth (°)	Height (m)	Comments	Raw (dBuV)	AF (dB)	CL (dB)	PA (dB)
AV	2.4612G	101.89	Inf	-Inf	34.06	3	Vertical	52	1.45	-	67.83	30.42	3.64	-
AV	2.488G	52.14	54.00	-1.86	34.07	3	Vertical	52	1.45	-	18.07	30.41	3.66	-
PK	2.4612G	103.66	Inf	-Inf	34.06	3	Vertical	52	1.45	-	69.60	30.42	3.64	-
PK	2.4862G	60.46	74.00	-13.54	34.07	3	Vertical	52	1.45	-	26.39	30.41	3.66	-

802.11b_Nss1,(1Mbps)_1TX

2462MHz_TX

27/04/2018

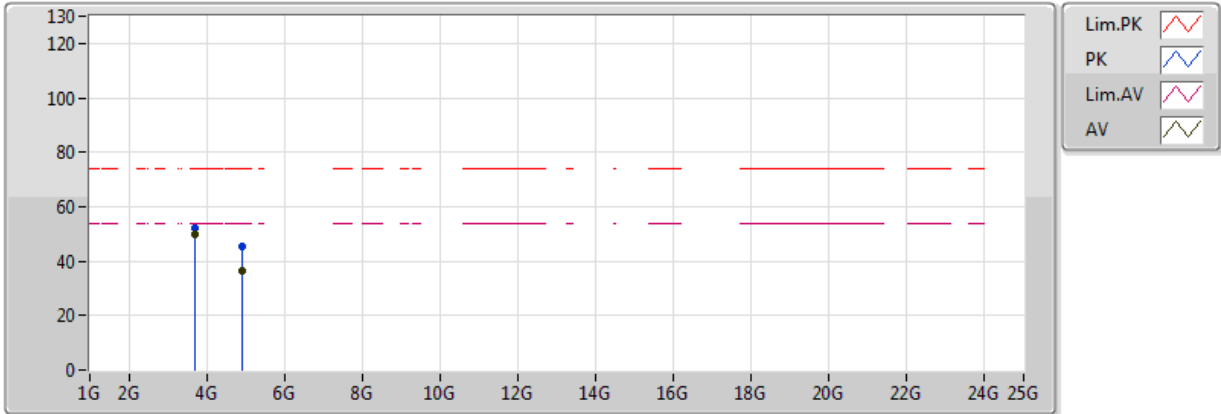


Type	Freq (Hz)	Level (dBuV/m)	Limit (dBuV/m)	Margin (dB)	Factor (dB)	Dist (m)	Condition	Azimuth (°)	Height (m)	Comments	Raw (dBuV)	AF (dB)	CL (dB)	PA (dB)
AV	2.4612G	104.64	Inf	-Inf	34.06	3	Horizontal	39	1.02	-	70.58	30.42	3.64	-
AV	2.4876G	53.40	54.00	-0.60	34.07	3	Horizontal	39	1.02	-	19.33	30.41	3.66	-
PK	2.4612G	106.43	Inf	-Inf	34.06	3	Horizontal	39	1.02	-	72.37	30.42	3.64	-
PK	2.4888G	61.86	74.00	-12.14	34.07	3	Horizontal	39	1.02	-	27.79	30.41	3.66	-

802.11b_Nss1,(1Mbps)_1TX

2462MHz_TX

30/04/2018

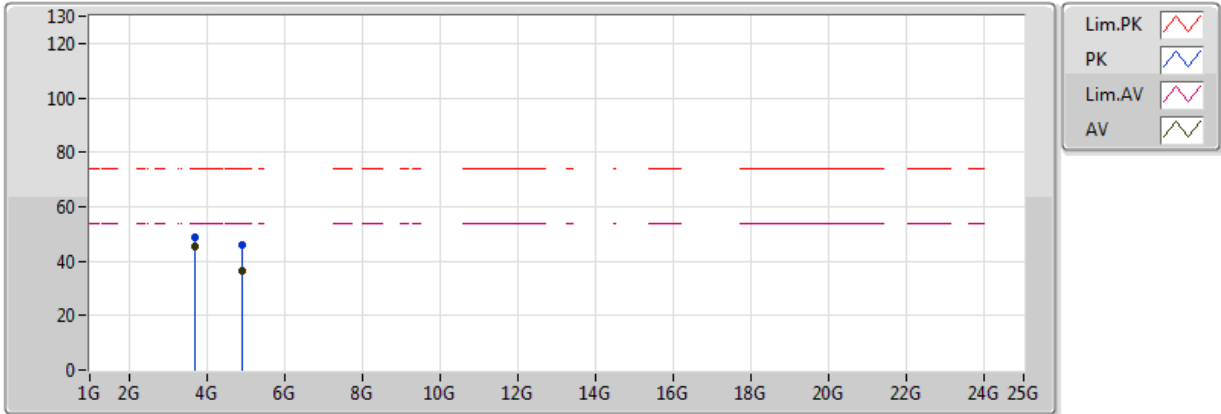


Type	Freq (Hz)	Level (dBuV/m)	Limit (dBuV/m)	Margin (dB)	Factor (dB)	Dist (m)	Condition	Azimuth (°)	Height (m)	Comments	Raw (dBuV)	AF (dB)	CL (dB)	PA (dB)
AV	3.693G	49.80	54.00	-4.20	0.77	3	Vertical	202	1.15	-	49.03	30.61	4.50	34.34
AV	4.92394G	36.39	54.00	-17.61	4.68	3	Vertical	139	1.53	-	31.71	33.76	5.27	34.34
PK	3.69306G	51.90	74.00	-22.10	0.77	3	Vertical	202	1.15	-	51.13	30.61	4.50	34.34
PK	4.92394G	45.47	74.00	-28.53	4.68	3	Vertical	139	1.53	-	40.79	33.76	5.27	34.34

802.11b_Nss1,(1Mbps)_1TX

2462MHz_TX

30/04/2018

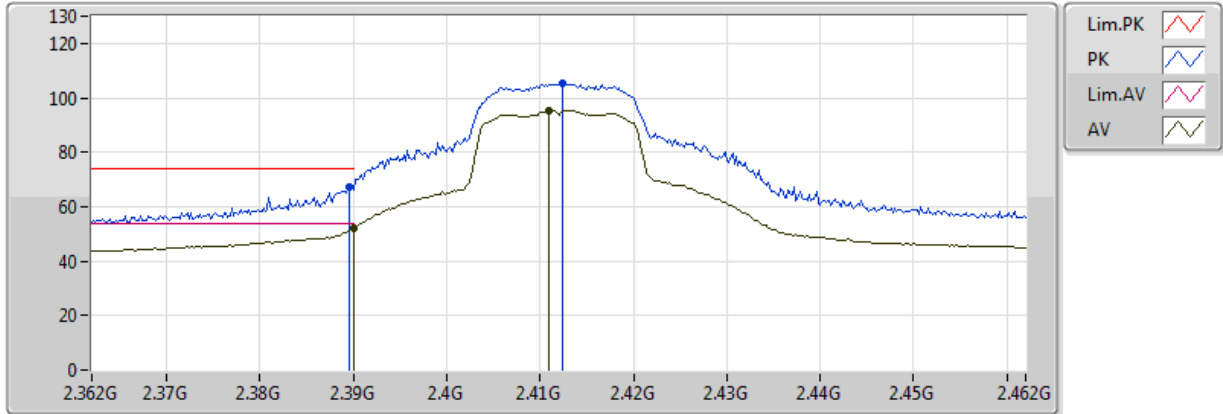


Type	Freq (Hz)	Level (dBuV/m)	Limit (dBuV/m)	Margin (dB)	Factor (dB)	Dist (m)	Condition	Azimuth (°)	Height (m)	Comments	Raw (dBuV)	AF (dB)	CL (dB)	PA (dB)
AV	3.693G	45.57	54.00	-8.43	0.77	3	Horizontal	194	2.70	-	44.80	30.61	4.50	34.34
AV	4.924G	36.29	54.00	-17.71	4.68	3	Horizontal	52	1.03	-	31.61	33.76	5.27	34.34
PK	3.69282G	48.70	74.00	-25.30	0.77	3	Horizontal	194	2.70	-	47.93	30.61	4.50	34.34
PK	4.92718G	45.83	74.00	-28.17	4.69	3	Horizontal	52	1.03	-	41.14	33.77	5.27	34.34

802.11g_Nss1,(6Mbps)_1TX

2412MHz_TX

27/04/2018

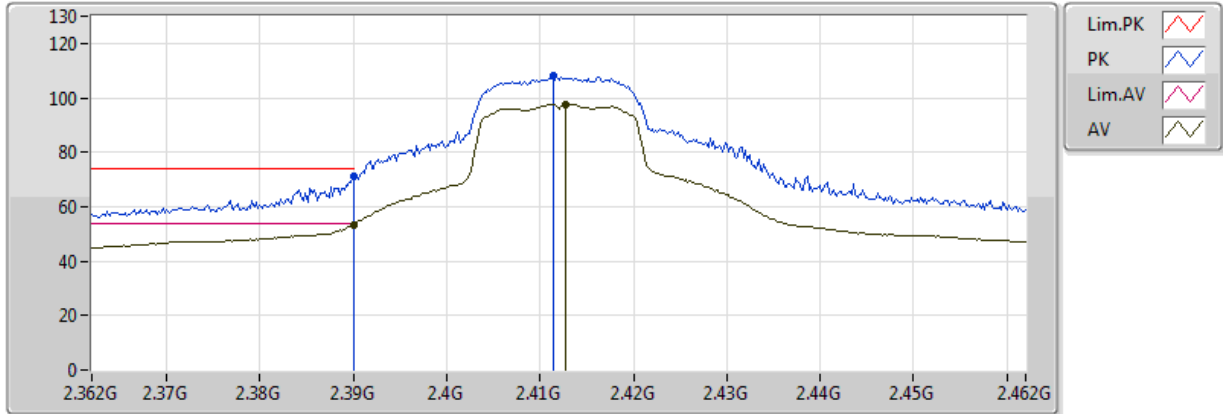


Type	Freq (Hz)	Level (dBuV/m)	Limit (dBuV/m)	Margin (dB)	Factor (dB)	Dist (m)	Condition	Azimuth (°)	Height (m)	Comments	Raw (dBuV)	AF (dB)	CL (dB)	PA (dB)
AV	2.389998G	52.04	54.00	-1.96	30.45	3	Vertical	134	1.47	-	21.59	27.21	3.24	-
AV	2.411G	95.46	Inf	-Inf	30.53	3	Vertical	134	1.47	-	64.93	27.27	3.26	-
PK	2.3896G	67.25	74.00	-6.75	30.45	3	Vertical	134	1.47	-	36.80	27.21	3.24	-
PK	2.4124G	105.34	Inf	-Inf	30.53	3	Vertical	134	1.47	-	74.81	27.27	3.26	-

802.11g_Nss1,(6Mbps)_1TX

2412MHz_TX

27/04/2018

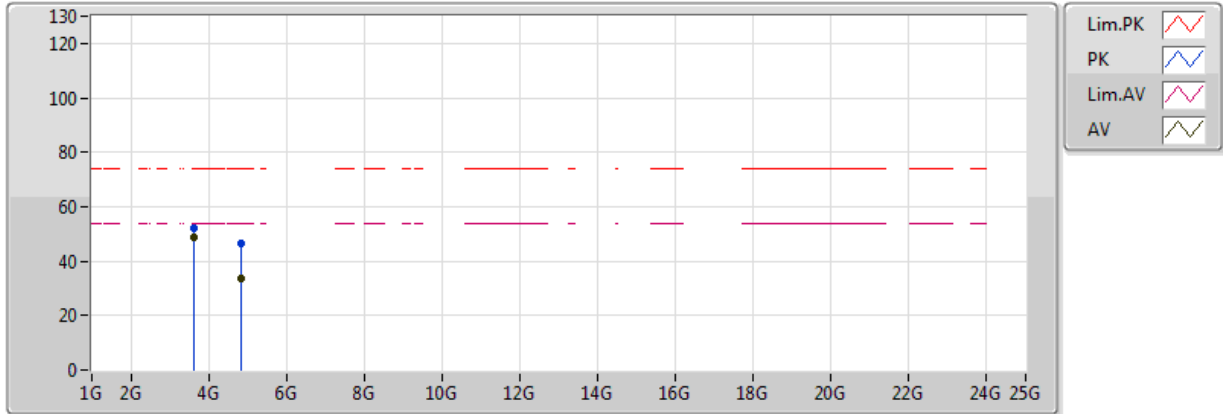


Type	Freq (Hz)	Level (dBuV/m)	Limit (dBuV/m)	Margin (dB)	Factor (dB)	Dist (m)	Condition	Azimuth (°)	Height (m)	Comments	Raw (dBuV)	AF (dB)	CL (dB)	PA (dB)
AV	2.389998G	53.36	54.00	-0.64	30.45	3	Horizontal	308	1.55	-	22.91	27.21	3.24	-
AV	2.4128G	97.78	Inf	-Inf	30.54	3	Horizontal	308	1.55	-	67.24	27.27	3.26	-
PK	2.389998G	71.01	74.00	-2.99	30.45	3	Horizontal	308	1.55	-	40.56	27.21	3.24	-
PK	2.4114G	107.88	Inf	-Inf	30.53	3	Horizontal	308	1.55	-	77.35	27.27	3.26	-

802.11g_Nss1,(6Mbps)_1TX

2412MHz_TX

27/04/2018

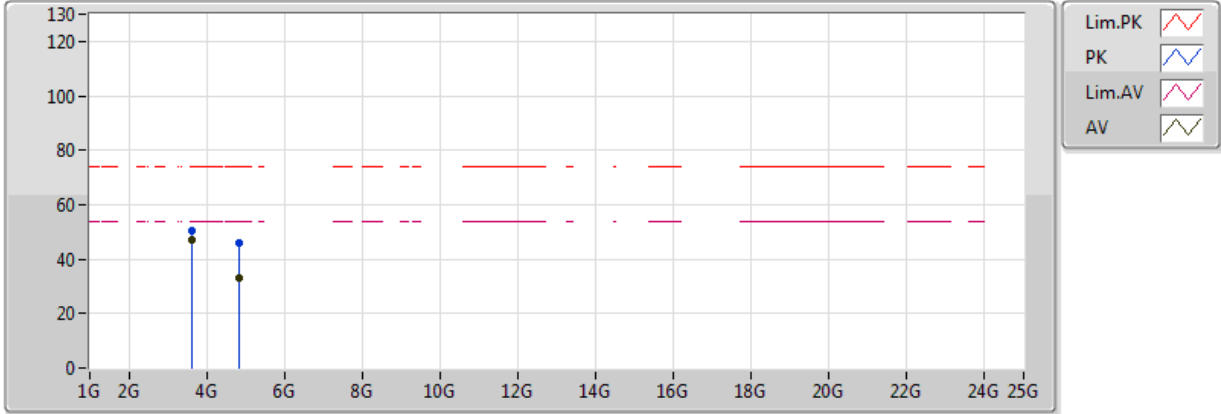


Type	Freq (Hz)	Level (dBuV/m)	Limit (dBuV/m)	Margin (dB)	Factor (dB)	Dist (m)	Condition	Azimuth (°)	Height (m)	Comments	Raw (dBuV)	AF (dB)	CL (dB)	PA (dB)
AV	3.618G	48.85	54.00	-5.15	2.62	3	Vertical	101	1.29	-	46.23	28.76	4.02	30.16
AV	4.82394G	33.86	54.00	-20.14	5.90	3	Vertical	355	1.01	-	27.96	31.22	4.52	29.85
PK	3.617992G	52.14	74.00	-21.86	2.62	3	Vertical	101	1.29	-	49.52	28.76	4.02	30.16
PK	4.82156G	46.55	74.00	-27.45	5.89	3	Vertical	355	1.01	-	40.66	31.21	4.52	29.85

802.11g_Nss1,(6Mbps)_1TX

2412MHz_TX

27/04/2018

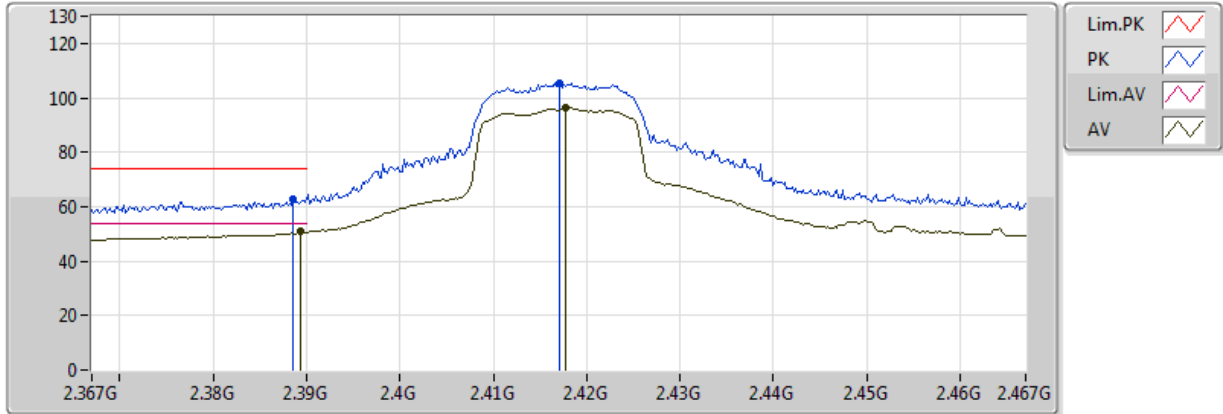


Type	Freq (Hz)	Level (dBuV/m)	Limit (dBuV/m)	Margin (dB)	Factor (dB)	Dist (m)	Condition	Azimuth (°)	Height (m)	Comments	Raw (dBuV)	AF (dB)	CL (dB)	PA (dB)
AV	3.617976G	46.97	54.00	-7.03	2.62	3	Horizontal	138	1.02	-	44.35	28.76	4.02	30.16
AV	4.82402G	32.95	54.00	-21.05	5.90	3	Horizontal	27	1.03	-	27.05	31.22	4.52	29.85
PK	3.618008G	50.19	74.00	-23.81	2.62	3	Horizontal	138	1.02	-	47.57	28.76	4.02	30.16
PK	4.82388G	46.10	74.00	-27.90	5.89	3	Horizontal	27	1.03	-	40.21	31.22	4.52	29.85

802.11g_Nss1,(6Mbps)_1TX

2417MHz_TX

30/04/2018

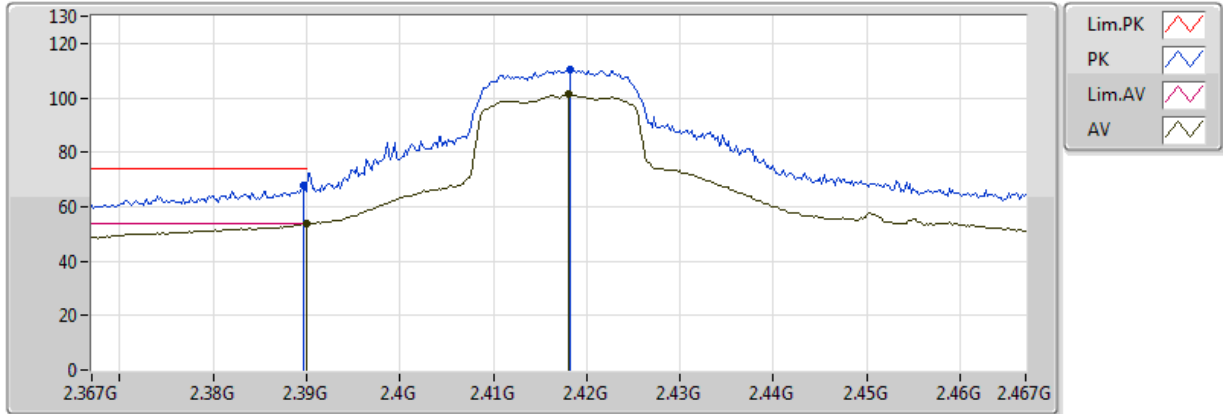


Type	Freq (Hz)	Level (dBuV/m)	Limit (dBuV/m)	Margin (dB)	Factor (dB)	Dist (m)	Condition	Azimuth (°)	Height (m)	Comments	Raw (dBuV)	AF (dB)	CL (dB)	PA (dB)
AV	2.3894G	50.75	54.00	-3.25	34.74	3	Vertical	150	1.43	-	16.01	31.16	3.58	-
AV	2.4178G	96.54	Inf	-Inf	34.88	3	Vertical	150	1.43	-	61.66	31.27	3.60	-
PK	2.3886G	62.90	74.00	-11.10	34.73	3	Vertical	150	1.43	-	28.17	31.15	3.58	-
PK	2.417G	105.49	Inf	-Inf	34.87	3	Vertical	150	1.43	-	70.62	31.27	3.60	-

802.11g_Nss1,(6Mbps)_1TX

2417MHz_TX

30/04/2018

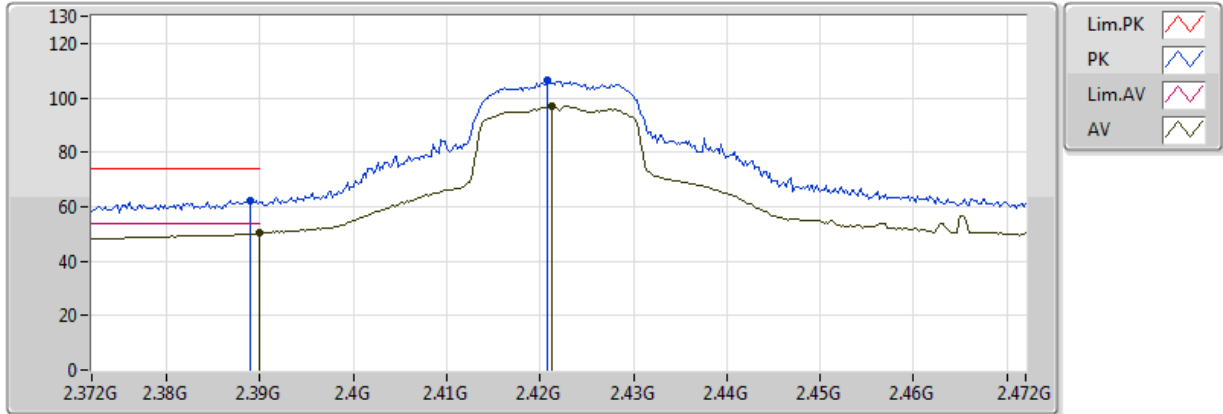


Type	Freq (Hz)	Level (dBuV/m)	Limit (dBuV/m)	Margin (dB)	Factor (dB)	Dist (m)	Condition	Azimuth (°)	Height (m)	Comments	Raw (dBuV)	AF (dB)	CL (dB)	PA (dB)
AV	2.389998G	53.84	54.00	-0.16	34.74	3	Horizontal	47	1.03	-	19.10	31.16	3.58	-
AV	2.418G	101.17	Inf	-Inf	34.88	3	Horizontal	47	1.03	-	66.29	31.27	3.60	-
PK	2.3896G	67.95	74.00	-6.05	34.74	3	Horizontal	47	1.03	-	33.21	31.16	3.58	-
PK	2.4182G	110.11	Inf	-Inf	34.88	3	Horizontal	47	1.03	-	75.23	31.27	3.60	-

802.11g_Nss1,(6Mbps)_1TX

2422MHz_TX

30/04/2018

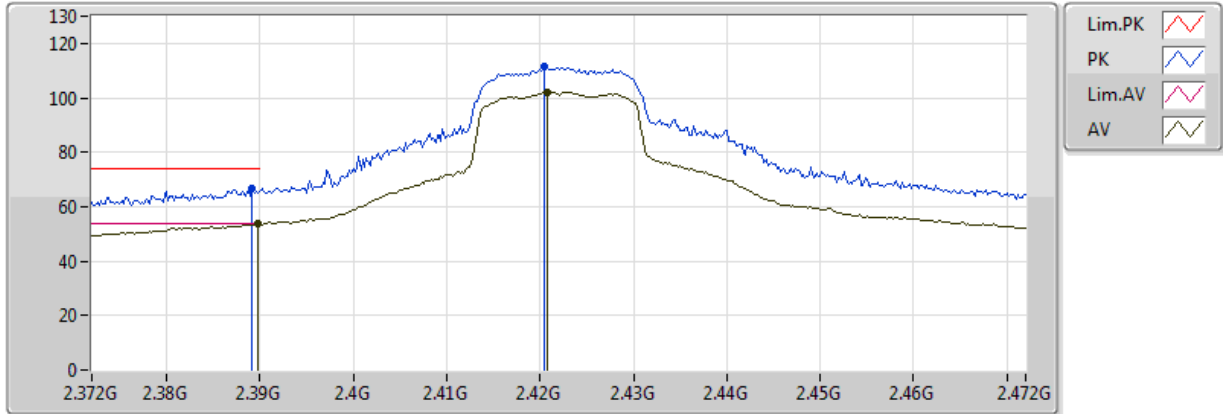


Type	Freq (Hz)	Level (dBuV/m)	Limit (dBuV/m)	Margin (dB)	Factor (dB)	Dist (m)	Condition	Azimuth (°)	Height (m)	Comments	Raw (dBuV)	AF (dB)	CL (dB)	PA (dB)
AV	2.389998G	50.25	54.00	-3.75	34.74	3	Vertical	150	1.47	-	15.51	31.16	3.58	-
AV	2.4212G	97.03	Inf	-Inf	34.89	3	Vertical	150	1.47	-	62.14	31.28	3.61	-
PK	2.389G	62.05	74.00	-11.95	34.74	3	Vertical	150	1.47	-	27.31	31.16	3.58	-
PK	2.4208G	106.53	Inf	-Inf	34.89	3	Vertical	150	1.47	-	71.64	31.28	3.61	-

802.11g_Nss1,(6Mbps)_1TX

2422MHz_TX

30/04/2018

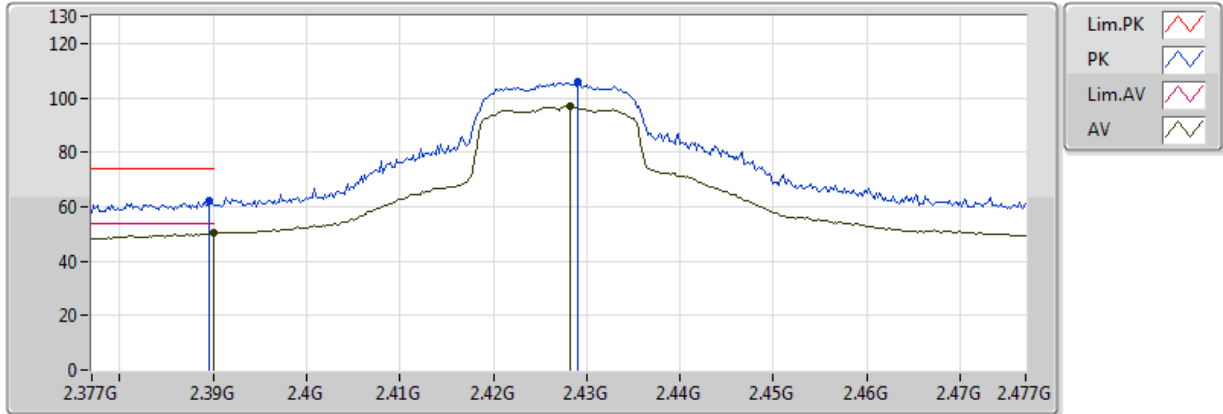


Type	Freq (Hz)	Level (dBuV/m)	Limit (dBuV/m)	Margin (dB)	Factor (dB)	Dist (m)	Condition	Azimuth (°)	Height (m)	Comments	Raw (dBuV)	AF (dB)	CL (dB)	PA (dB)
AV	2.3898G	53.55	54.00	-0.45	34.74	3	Horizontal	51	1.04	-	18.81	31.16	3.58	-
AV	2.4208G	102.22	Inf	-Inf	34.89	3	Horizontal	51	1.04	-	67.33	31.28	3.61	-
PK	2.3892G	66.54	74.00	-7.46	34.74	3	Horizontal	51	1.04	-	31.80	31.16	3.58	-
PK	2.4204G	111.31	Inf	-Inf	34.89	3	Horizontal	51	1.04	-	76.42	31.28	3.61	-

802.11g_Nss1,(6Mbps)_1TX

2427MHz_TX

30/04/2018

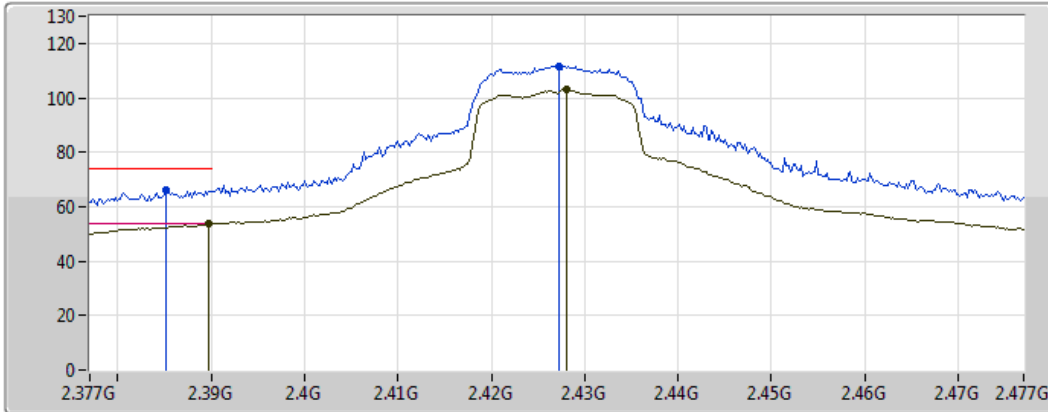


Type	Freq (Hz)	Level (dBuV/m)	Limit (dBuV/m)	Margin (dB)	Factor (dB)	Dist (m)	Condition	Azimuth (°)	Height (m)	Comments	Raw (dBuV)	AF (dB)	CL (dB)	PA (dB)
AV	2.389998G	50.25	54.00	-3.75	34.74	3	Vertical	152	1.49	-	15.51	31.16	3.58	-
AV	2.4282G	97.14	Inf	-Inf	34.93	3	Vertical	152	1.49	-	62.21	31.31	3.61	-
PK	2.3896G	62.37	74.00	-11.63	34.74	3	Vertical	152	1.49	-	27.63	31.16	3.58	-
PK	2.429G	106.15	Inf	-Inf	34.93	3	Vertical	152	1.49	-	71.22	31.32	3.61	-

802.11g_Nss1,(6Mbps)_1TX

2427MHz_TX

30/04/2018

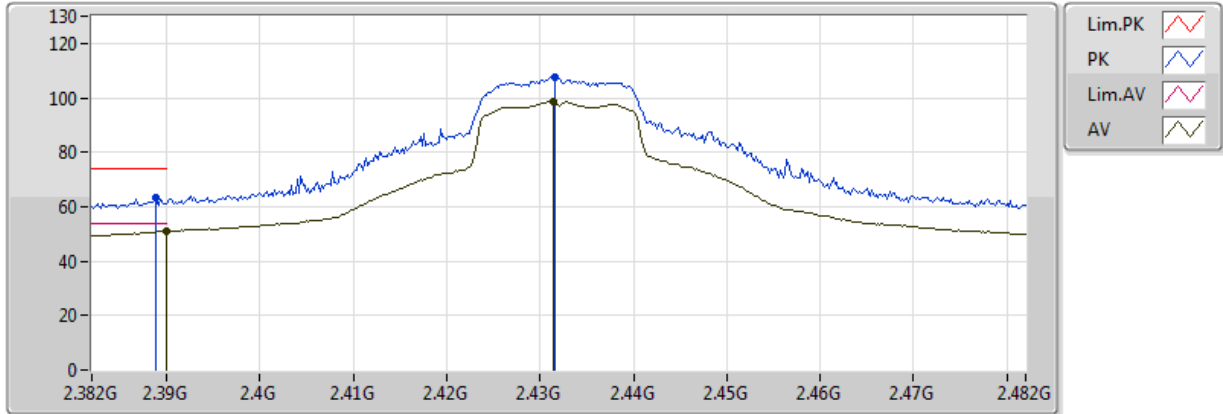


Type	Freq (Hz)	Level (dBuV/m)	Limit (dBuV/m)	Margin (dB)	Factor (dB)	Dist (m)	Condition	Azimuth (°)	Height (m)	Comments	Raw (dBuV)	AF (dB)	CL (dB)	PA (dB)
AV	2.3898G	53.83	54.00	-0.17	34.74	3	Horizontal	48	1.06	-	19.09	31.16	3.58	-
AV	2.428G	103.04	Inf	-Inf	34.92	3	Horizontal	48	1.06	-	68.12	31.31	3.61	-
PK	2.3852G	66.31	74.00	-7.69	34.72	3	Horizontal	48	1.06	-	31.59	31.14	3.58	-
PK	2.4272G	111.64	Inf	-Inf	34.92	3	Horizontal	48	1.06	-	76.72	31.31	3.61	-

802.11g_Nss1,(6Mbps)_1TX

2432MHz_TX

30/04/2018

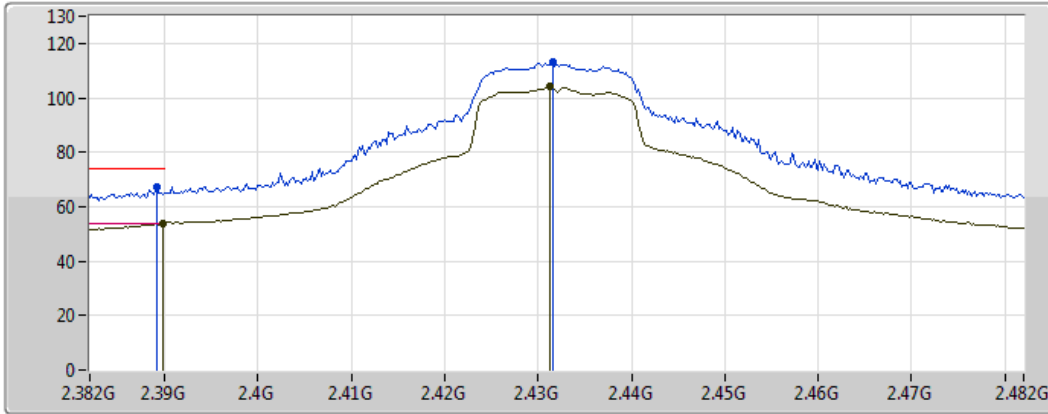






Type	Freq (Hz)	Level (dBuV/m)	Limit (dBuV/m)	Margin (dB)	Factor (dB)	Dist (m)	Condition	Azimuth (°)	Height (m)	Comments	Raw (dBuV)	AF (dB)	CL (dB)	PA (dB)
AV	2.389998G	50.94	54.00	-3.06	34.74	3	Vertical	134	1.13	-	16.20	31.16	3.58	-
AV	2.431G	98.52	Inf	-Inf	34.94	3	Vertical	134	1.13	-	63.58	31.33	3.62	-
PK	2.3888G	63.16	74.00	-10.84	34.74	3	Vertical	134	1.13	-	28.42	31.16	3.58	-
PK	2.4316G	107.37	Inf	-Inf	34.94	3	Vertical	134	1.13	-	72.43	31.33	3.62	-

802.11g_Nss1,(6Mbps)_1TX

2432MHz_TX

30/04/2018



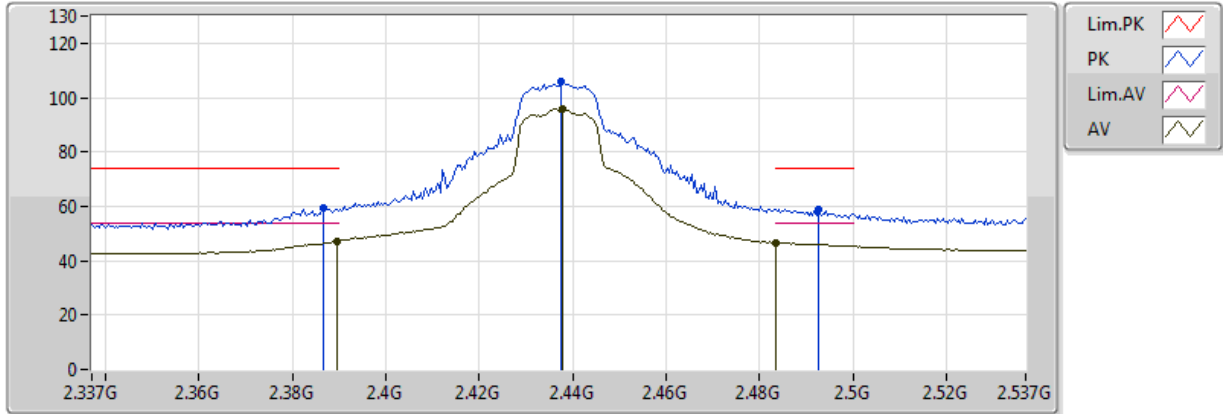
Lim.PK	
PK	
Lim.AV	
AV	

Type	Freq (Hz)	Level (dBuV/m)	Limit (dBuV/m)	Margin (dB)	Factor (dB)	Dist (m)	Condition	Azimuth (°)	Height (m)	Comments	Raw (dBuV)	AF (dB)	CL (dB)	PA (dB)
AV	2.3898G	53.76	54.00	-0.24	34.74	3	Horizontal	49	1.07	-	19.02	31.16	3.58	-
AV	2.4312G	103.98	Inf	-Inf	34.94	3	Horizontal	49	1.07	-	69.04	31.32	3.61	-
PK	2.3892G	67.02	74.00	-6.98	34.74	3	Horizontal	49	1.07	-	32.28	31.16	3.58	-
PK	2.4316G	113.17	Inf	-Inf	34.94	3	Horizontal	49	1.07	-	78.23	31.33	3.62	-

802.11g_Nss1,(6Mbps)_1TX

2437MHz_TX

27/04/2018

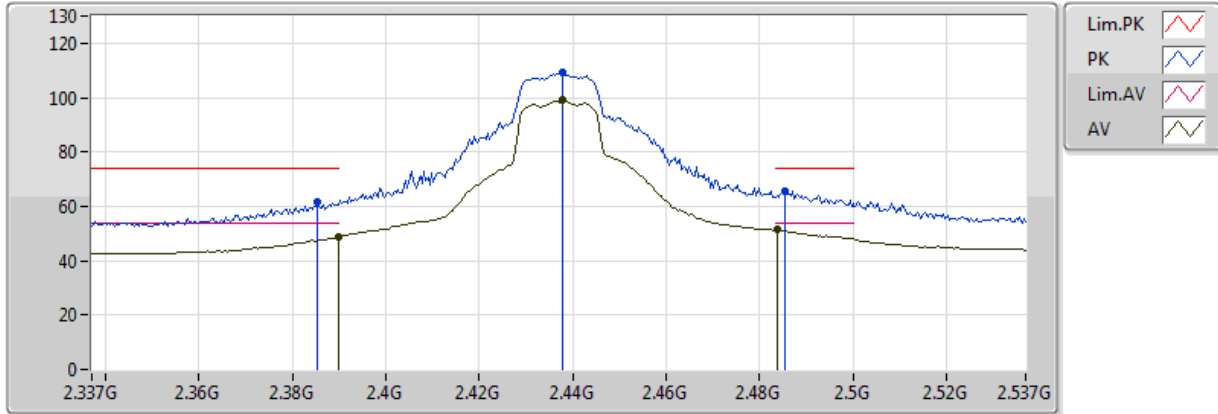


Type	Freq (Hz)	Level (dBuV/m)	Limit (dBuV/m)	Margin (dB)	Factor (dB)	Dist (m)	Condition	Azimuth (°)	Height (m)	Comments	Raw (dBuV)	AF (dB)	CL (dB)	PA (dB)
AV	2.3894G	47.18	54.00	-6.82	30.45	3	Vertical	64	1.05	-	16.73	27.21	3.24	-
AV	2.4378G	95.89	Inf	-Inf	30.63	3	Vertical	64	1.05	-	65.26	27.34	3.29	-
AV	2.483502G	46.68	54.00	-7.32	30.79	3	Vertical	64	1.05	-	15.89	27.46	3.33	-
PK	2.3866G	59.18	74.00	-14.82	30.45	3	Vertical	64	1.05	-	28.73	27.21	3.24	-
PK	2.4374G	105.75	Inf	-Inf	30.62	3	Vertical	64	1.05	-	75.13	27.34	3.29	-
PK	2.4926G	59.04	74.00	-14.96	30.82	3	Vertical	64	1.05	-	28.22	27.48	3.34	-

802.11g_Nss1,(6Mbps)_1TX

2437MHz_TX

27/04/2018

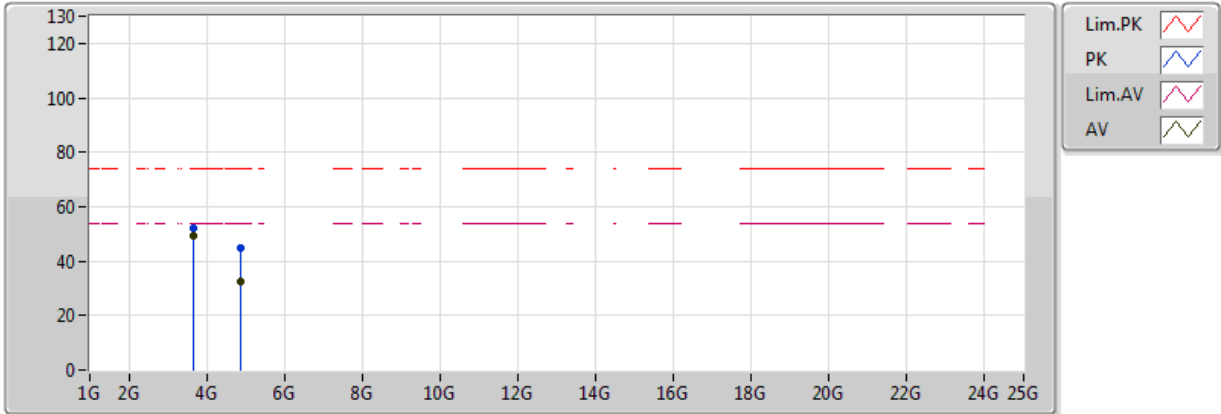


Type	Freq (Hz)	Level (dBuV/m)	Limit (dBuV/m)	Margin (dB)	Factor (dB)	Dist (m)	Condition	Azimuth (°)	Height (m)	Comments	Raw (dBuV)	AF (dB)	CL (dB)	PA (dB)
AV	2.3898G	48.74	54.00	-5.26	30.45	3	Horizontal	307	1.35	-	18.29	27.21	3.24	-
AV	2.4378G	99.22	Inf	-Inf	30.63	3	Horizontal	307	1.35	-	68.59	27.34	3.29	-
AV	2.4838G	51.36	54.00	-2.64	30.79	3	Horizontal	307	1.35	-	20.57	27.46	3.33	-
PK	2.3854G	61.44	74.00	-12.56	30.44	3	Horizontal	307	1.35	-	31.00	27.20	3.24	-
PK	2.4378G	109.01	Inf	-Inf	30.63	3	Horizontal	307	1.35	-	78.38	27.34	3.29	-
PK	2.4854G	65.74	74.00	-8.26	30.80	3	Horizontal	307	1.35	-	34.94	27.46	3.34	-

802.11g_Nss1,(6Mbps)_1TX

2437MHz_TX

27/04/2018

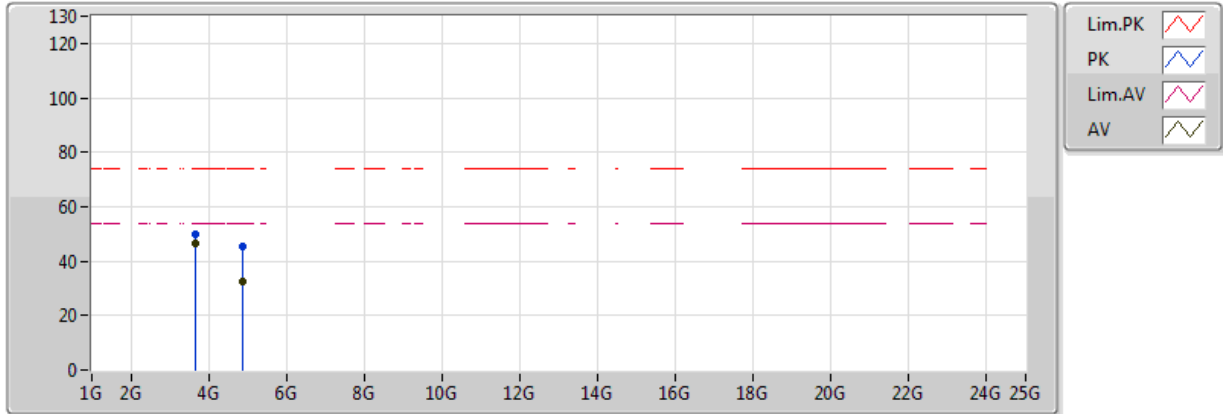


Type	Freq (Hz)	Level (dBuV/m)	Limit (dBuV/m)	Margin (dB)	Factor (dB)	Dist (m)	Condition	Azimuth (°)	Height (m)	Comments	Raw (dBuV)	AF (dB)	CL (dB)	PA (dB)
AV	3.655484G	49.18	54.00	-4.82	2.74	3	Vertical	101	2.11	-	46.44	28.84	4.05	30.15
AV	4.87404G	32.55	54.00	-21.45	6.01	3	Vertical	0	1.02	-	26.54	31.30	4.55	29.84
PK	3.655496G	52.02	74.00	-21.98	2.74	3	Vertical	101	2.11	-	49.28	28.84	4.05	30.15
PK	4.87232G	44.73	74.00	-29.27	6.01	3	Vertical	0	1.02	-	38.72	31.30	4.55	29.84

802.11g_Nss1,(6Mbps)_1TX

2437MHz_TX

27/04/2018

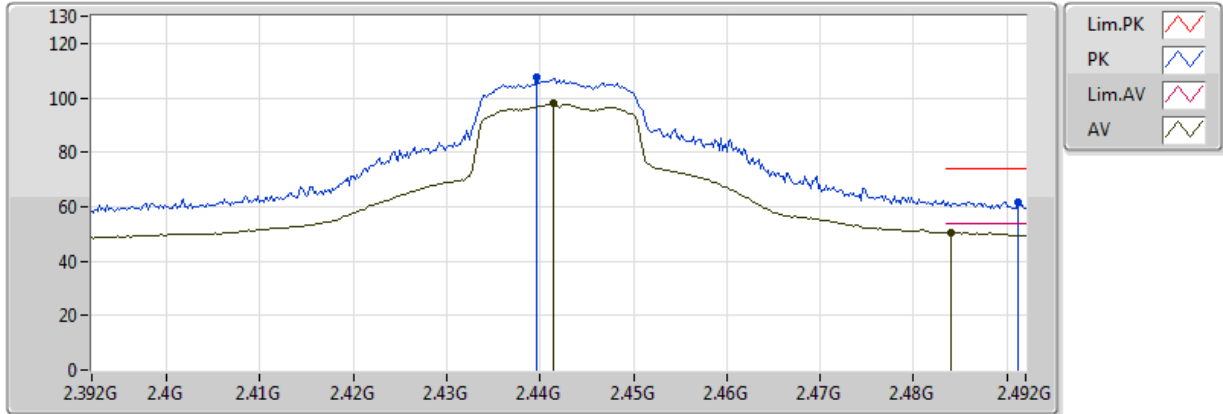


Type	Freq (Hz)	Level (dBuV/m)	Limit (dBuV/m)	Margin (dB)	Factor (dB)	Dist (m)	Condition	Azimuth (°)	Height (m)	Comments	Raw (dBuV)	AF (dB)	CL (dB)	PA (dB)
AV	3.65548G	46.66	54.00	-7.34	2.74	3	Horizontal	139	1.01	-	43.92	28.84	4.05	30.15
AV	4.87398G	32.30	54.00	-21.70	6.01	3	Horizontal	23	1.00	-	26.29	31.30	4.55	29.84
PK	3.65552G	49.87	74.00	-24.13	2.74	3	Horizontal	139	1.01	-	47.13	28.84	4.05	30.15
PK	4.87388G	45.22	74.00	-28.78	6.01	3	Horizontal	23	1.00	-	39.21	31.30	4.55	29.84

802.11g_Nss1,(6Mbps)_1TX

2442MHz_TX

30/04/2018



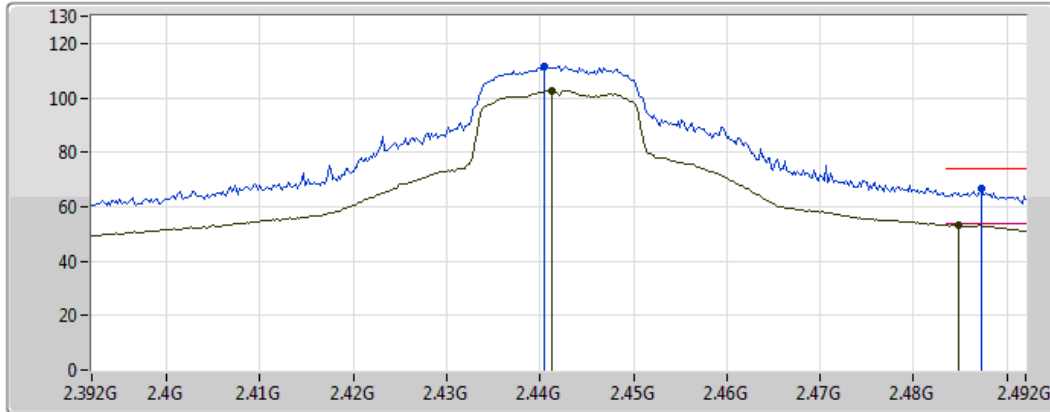
Type	Freq (Hz)	Level (dBuV/m)	Limit (dBuV/m)	Margin (dB)	Factor (dB)	Dist (m)	Condition	Azimuth (°)	Height (m)	Comments	Raw (dBuV)	AF (dB)	CL (dB)	PA (dB)
AV	2.4414G	97.81	Inf	-Inf	34.99	3	Vertical	149	1.41	-	62.82	31.37	3.62	-
AV	2.484G	50.63	54.00	-3.37	35.20	3	Vertical	149	1.41	-	15.43	31.54	3.66	-
PK	2.4396G	107.41	Inf	-Inf	34.98	3	Vertical	149	1.41	-	72.43	31.36	3.62	-
PK	2.4912G	61.65	74.00	-12.35	35.22	3	Vertical	149	1.41	-	26.43	31.56	3.66	-



802.11g_Nss1,(6Mbps)_1TX

2442MHz_TX

30/04/2018

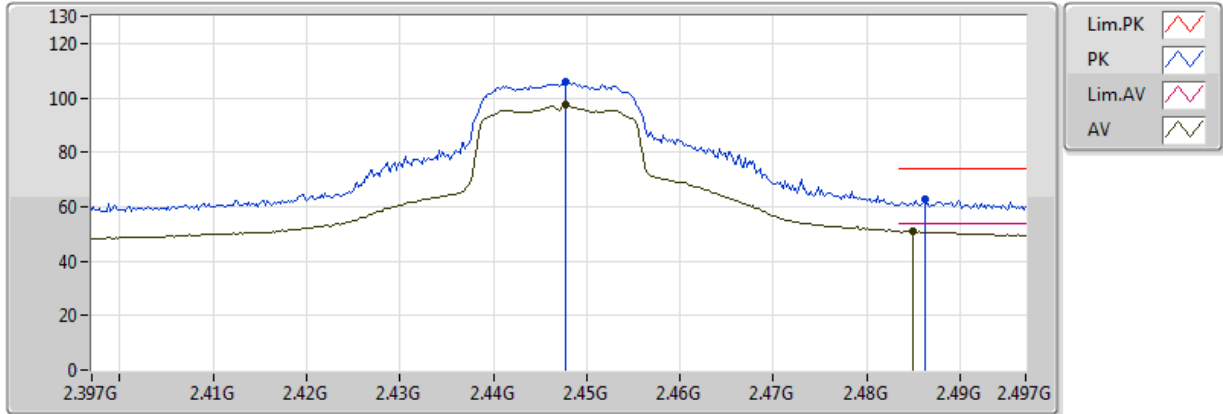


Type	Freq (Hz)	Level (dBuV/m)	Limit (dBuV/m)	Margin (dB)	Factor (dB)	Dist (m)	Condition	Azimuth (°)	Height (m)	Comments	Raw (dBuV)	AF (dB)	CL (dB)	PA (dB)
AV	2.4412G	102.74	Inf	-Inf	34.99	3	Horizontal	50	1.71	-	67.75	31.36	3.62	-
AV	2.4848G	53.35	54.00	-0.65	35.20	3	Horizontal	50	1.71	-	18.15	31.54	3.66	-
PK	2.4404G	111.56	Inf	-Inf	34.98	3	Horizontal	50	1.71	-	76.58	31.36	3.62	-
PK	2.4872G	66.75	74.00	-7.25	35.21	3	Horizontal	50	1.71	-	31.54	31.55	3.66	-

802.11g_Nss1,(6Mbps)_1TX

2447MHz_TX

30/04/2018

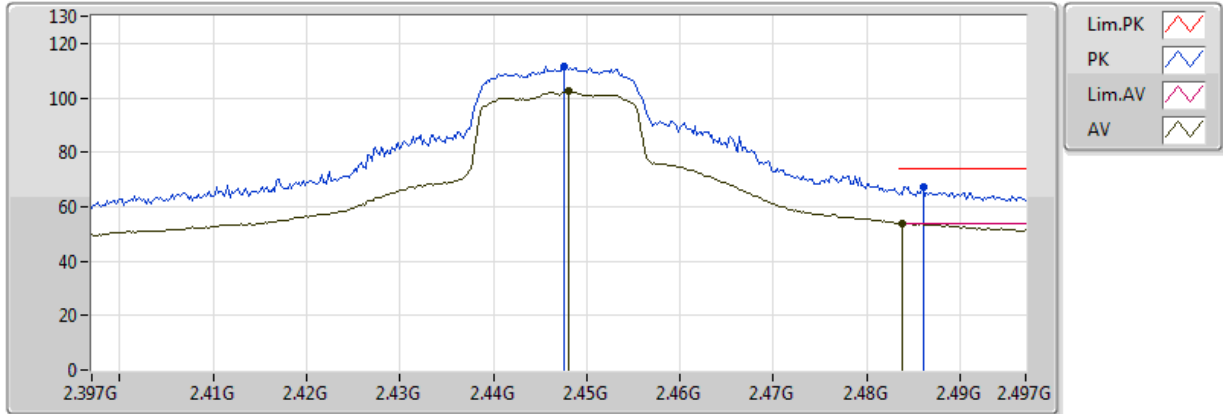


Type	Freq (Hz)	Level (dBuV/m)	Limit (dBuV/m)	Margin (dB)	Factor (dB)	Dist (m)	Condition	Azimuth (°)	Height (m)	Comments	Raw (dBuV)	AF (dB)	CL (dB)	PA (dB)
AV	2.4478G	97.29	Inf	-Inf	35.02	3	Vertical	63	1.39	-	62.27	31.39	3.63	-
AV	2.485G	50.98	54.00	-3.02	35.20	3	Vertical	63	1.39	-	15.78	31.54	3.66	-
PK	2.4478G	106.03	Inf	-Inf	35.02	3	Vertical	63	1.39	-	71.01	31.39	3.63	-
PK	2.4862G	62.88	74.00	-11.12	35.20	3	Vertical	63	1.39	-	27.68	31.54	3.66	-

802.11g_Nss1,(6Mbps)_1TX

2447MHz_TX

30/04/2018

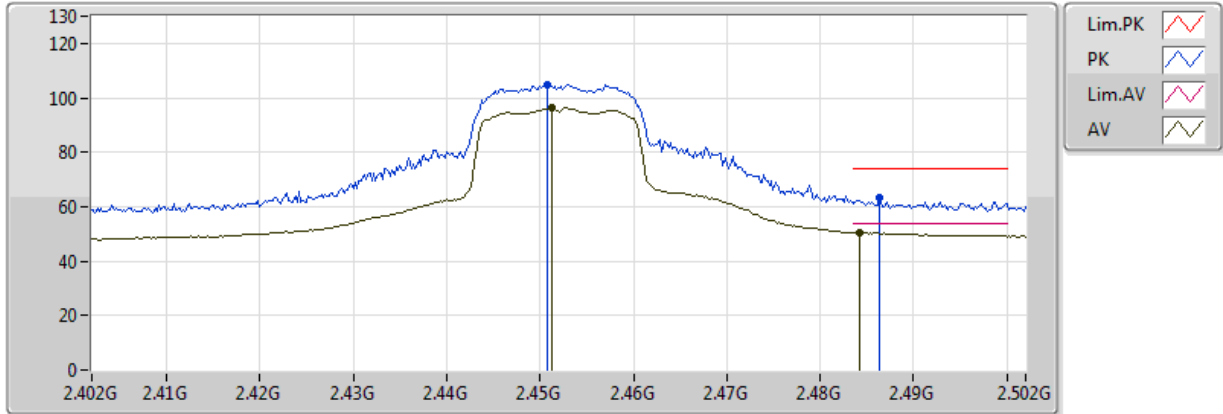


Type	Freq (Hz)	Level (dBuV/m)	Limit (dBuV/m)	Margin (dB)	Factor (dB)	Dist (m)	Condition	Azimuth (°)	Height (m)	Comments	Raw (dBuV)	AF (dB)	CL (dB)	PA (dB)
AV	2.448G	102.62	Inf	-Inf	35.02	3	Horizontal	49	1.02	-	67.60	31.39	3.63	-
AV	2.4838G	53.86	54.00	-0.14	35.20	3	Horizontal	49	1.02	-	18.66	31.54	3.66	-
PK	2.4476G	111.44	Inf	-Inf	35.02	3	Horizontal	49	1.02	-	76.42	31.39	3.63	-
PK	2.486G	67.44	74.00	-6.56	35.20	3	Horizontal	49	1.02	-	32.24	31.54	3.66	-

802.11g_Nss1,(6Mbps)_1TX

2452MHz_TX

30/04/2018

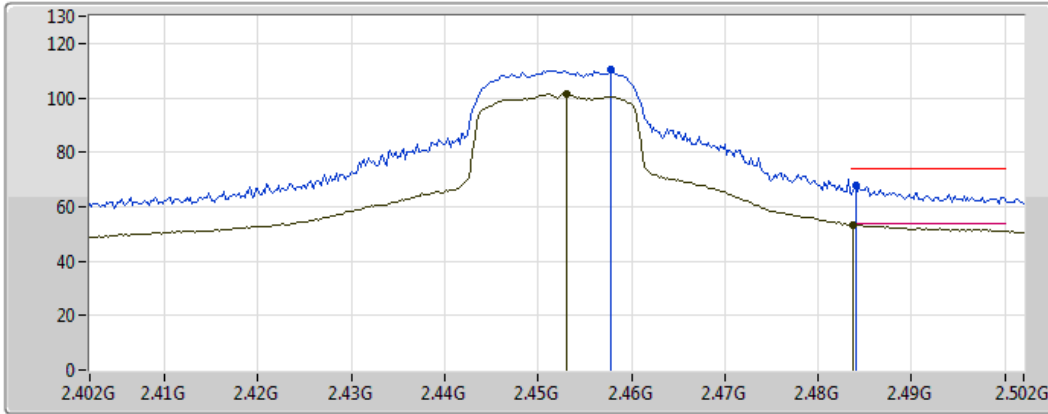


Type	Freq (Hz)	Level (dBuV/m)	Limit (dBuV/m)	Margin (dB)	Factor (dB)	Dist (m)	Condition	Azimuth (°)	Height (m)	Comments	Raw (dBuV)	AF (dB)	CL (dB)	PA (dB)
AV	2.4512G	96.36	Inf	-Inf	35.04	3	Vertical	149	1.40	-	61.32	31.40	3.63	-
AV	2.4842G	50.61	54.00	-3.39	35.20	3	Vertical	149	1.40	-	15.41	31.54	3.66	-
PK	2.4508G	104.75	Inf	-Inf	35.03	3	Vertical	149	1.40	-	69.72	31.40	3.63	-
PK	2.4864G	63.27	74.00	-10.73	35.21	3	Vertical	149	1.40	-	28.06	31.55	3.66	-

802.11g_Nss1,(6Mbps)_1TX

2452MHz_TX

30/04/2018

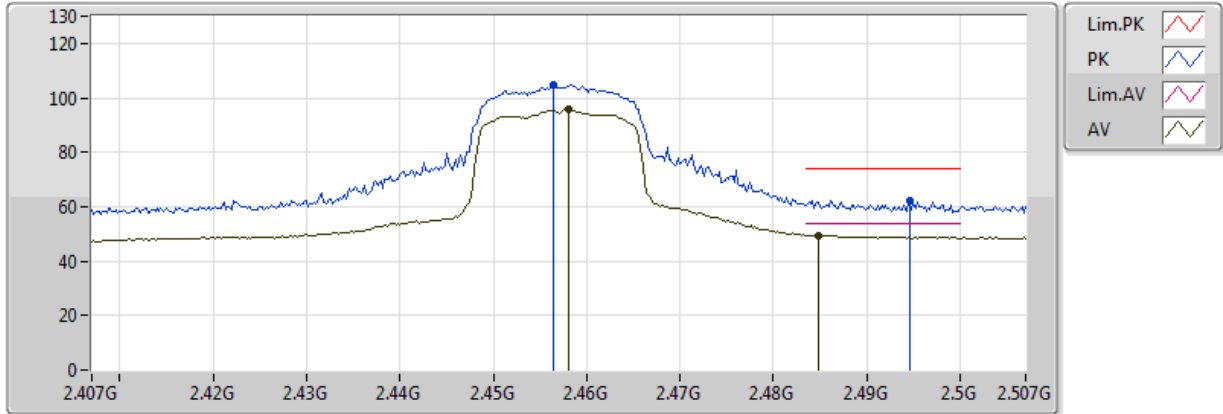


Type	Freq (Hz)	Level (dBuV/m)	Limit (dBuV/m)	Margin (dB)	Factor (dB)	Dist (m)	Condition	Azimuth (°)	Height (m)	Comments	Raw (dBuV)	AF (dB)	CL (dB)	PA (dB)
AV	2.453G	101.23	Inf	-Inf	35.04	3	Horizontal	48	1.03	-	66.19	31.41	3.63	-
AV	2.4838G	53.40	54.00	-0.60	35.20	3	Horizontal	48	1.03	-	18.20	31.54	3.66	-
PK	2.4578G	110.36	Inf	-Inf	35.07	3	Horizontal	48	1.03	-	75.29	31.43	3.64	-
PK	2.484G	68.06	74.00	-5.94	35.20	3	Horizontal	48	1.03	-	32.86	31.54	3.66	-

802.11g_Nss1,(6Mbps)_1TX

2457MHz_TX

30/04/2018

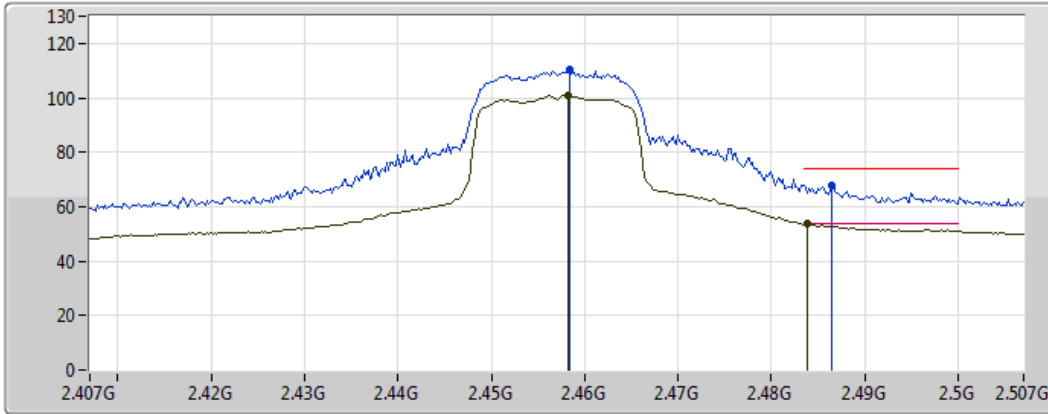


Type	Freq (Hz)	Level (dBuV/m)	Limit (dBuV/m)	Margin (dB)	Factor (dB)	Dist (m)	Condition	Azimuth (°)	Height (m)	Comments	Raw (dBuV)	AF (dB)	CL (dB)	PA (dB)
AV	2.458G	96.05	Inf	-Inf	35.07	3	Vertical	148	1.44	-	60.98	31.43	3.64	-
AV	2.4848G	49.54	54.00	-4.46	35.20	3	Vertical	148	1.44	-	14.34	31.54	3.66	-
PK	2.4564G	104.78	Inf	-Inf	35.06	3	Vertical	148	1.44	-	69.72	31.43	3.64	-
PK	2.4946G	62.41	74.00	-11.59	35.25	3	Vertical	148	1.44	-	27.16	31.58	3.67	-

802.11g_Nss1,(6Mbps)_1TX

2457MHz_TX

30/04/2018

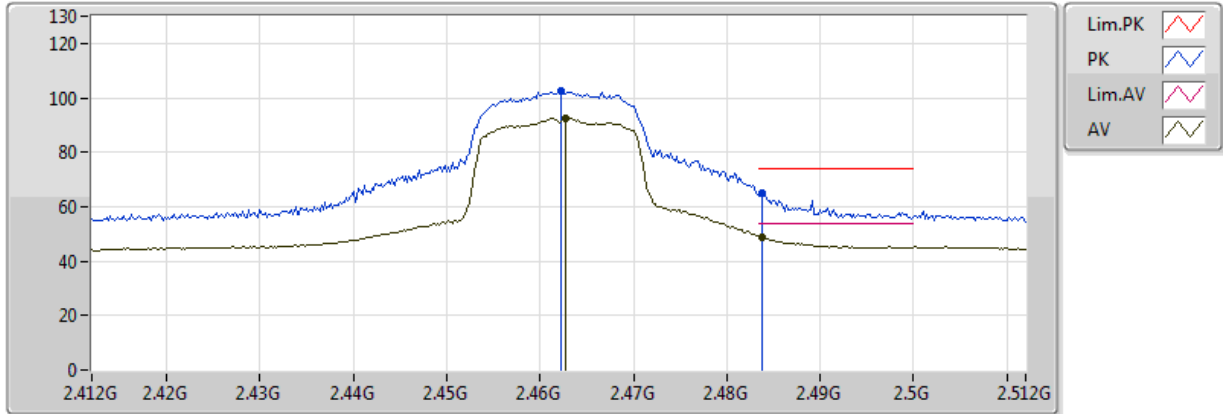


Type	Freq (Hz)	Level (dBuV/m)	Limit (dBuV/m)	Margin (dB)	Factor (dB)	Dist (m)	Condition	Azimuth (°)	Height (m)	Comments	Raw (dBuV)	AF (dB)	CL (dB)	PA (dB)
AV	2.4582G	101.13	Inf	-Inf	35.07	3	Horizontal	51	1.01	-	66.06	31.43	3.64	-
AV	2.4838G	53.55	54.00	-0.45	35.20	3	Horizontal	51	1.01	-	18.35	31.54	3.66	-
PK	2.4584G	110.13	Inf	-Inf	35.07	3	Horizontal	51	1.01	-	75.06	31.43	3.64	-
PK	2.4864G	67.90	74.00	-6.10	35.21	3	Horizontal	51	1.01	-	32.69	31.55	3.66	-

802.11g_Nss1,(6Mbps)_1TX

2462MHz_TX

27/04/2018

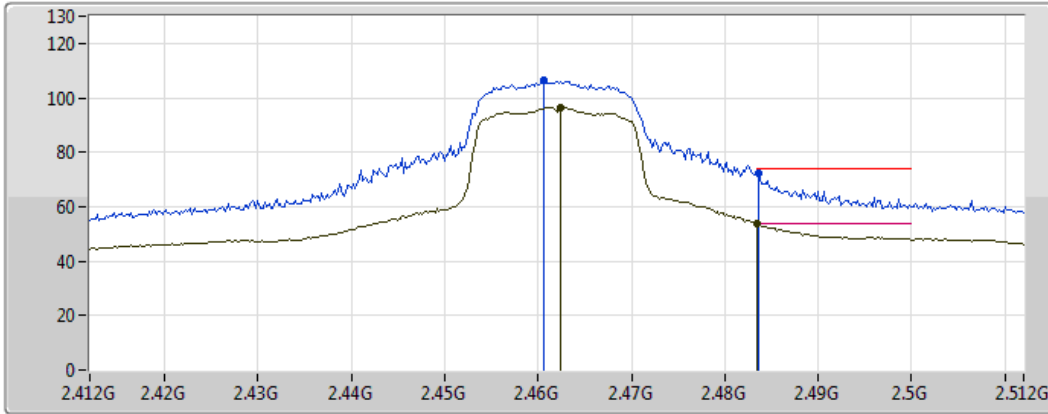


Type	Freq (Hz)	Level (dBuV/m)	Limit (dBuV/m)	Margin (dB)	Factor (dB)	Dist (m)	Condition	Azimuth (°)	Height (m)	Comments	Raw (dBuV)	AF (dB)	CL (dB)	PA (dB)
AV	2.4628G	92.60	Inf	-Inf	30.72	3	Vertical	114	1.01	-	61.88	27.40	3.31	-
AV	2.4838G	48.80	54.00	-5.20	30.79	3	Vertical	114	1.01	-	18.01	27.46	3.33	-
PK	2.4622G	102.34	Inf	-Inf	30.71	3	Vertical	114	1.01	-	71.63	27.40	3.31	-
PK	2.4838G	65.03	74.00	-8.97	30.79	3	Vertical	114	1.01	-	34.24	27.46	3.33	-

802.11g_Nss1,(6Mbps)_1TX

2462MHz_TX

27/04/2018

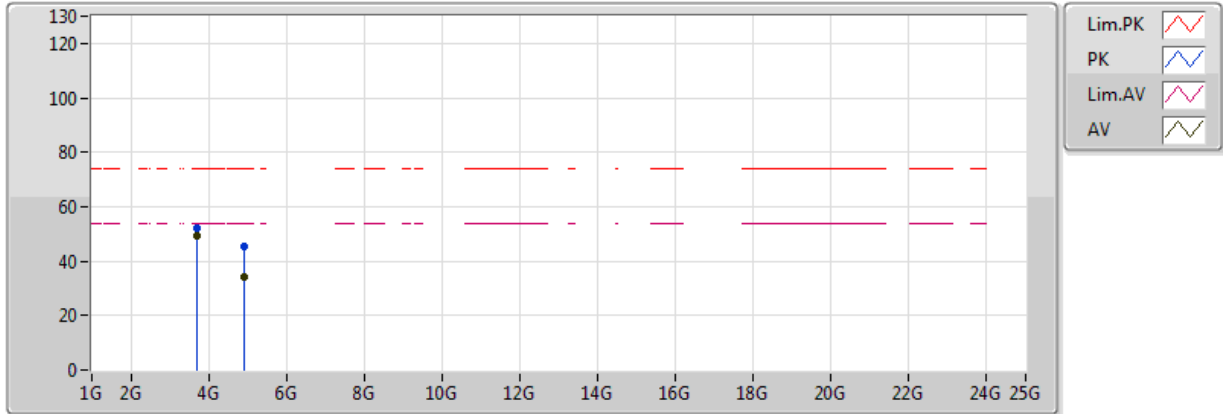


Type	Freq (Hz)	Level (dBuV/m)	Limit (dBuV/m)	Margin (dB)	Factor (dB)	Dist (m)	Condition	Azimuth (°)	Height (m)	Comments	Raw (dBuV)	AF (dB)	CL (dB)	PA (dB)
AV	2.4624G	96.59	Inf	-Inf	30.71	3	Horizontal	305	1.06	-	65.88	27.40	3.31	-
AV	2.483502G	53.84	54.00	-0.16	30.79	3	Horizontal	305	1.06	-	23.05	27.46	3.33	-
PK	2.4606G	106.61	Inf	-Inf	30.71	3	Horizontal	305	1.06	-	75.90	27.40	3.31	-
PK	2.4836G	72.56	74.00	-1.44	30.79	3	Horizontal	305	1.06	-	41.77	27.46	3.33	-

802.11g_Nss1,(6Mbps)_1TX

2462MHz_TX

27/04/2018

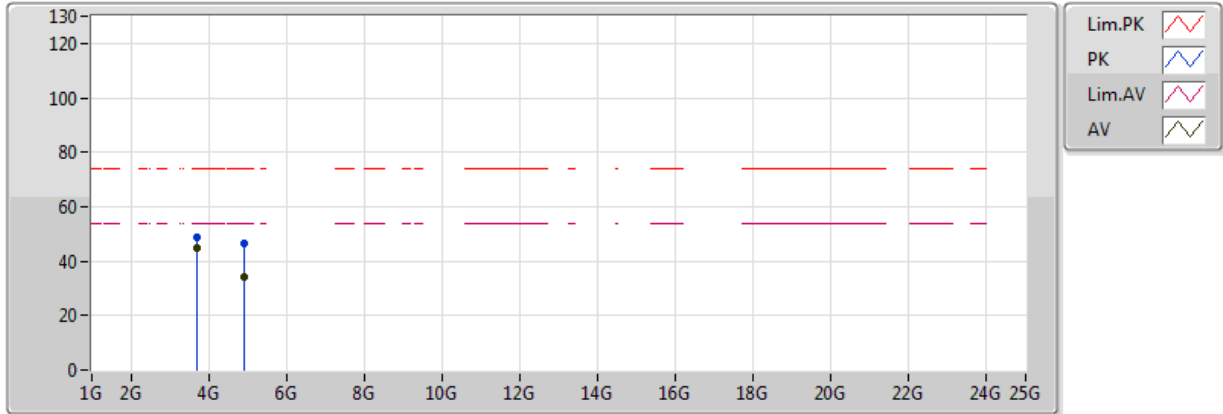


Type	Freq (Hz)	Level (dBuV/m)	Limit (dBuV/m)	Margin (dB)	Factor (dB)	Dist (m)	Condition	Azimuth (°)	Height (m)	Comments	Raw (dBuV)	AF (dB)	CL (dB)	PA (dB)
AV	3.69299G	49.39	54.00	-4.61	2.87	3	Vertical	101	1.38	-	46.52	28.92	4.08	30.13
AV	4.924G	33.92	54.00	-20.08	6.13	3	Vertical	356	1.02	-	27.79	31.38	4.57	29.83
PK	3.69294G	52.00	74.00	-22.00	2.87	3	Vertical	101	1.38	-	49.13	28.92	4.08	30.13
PK	4.92404G	45.29	74.00	-28.71	6.13	3	Vertical	356	1.02	-	39.16	31.38	4.57	29.83

802.11g_Nss1,(6Mbps)_1TX

2462MHz_TX

27/04/2018

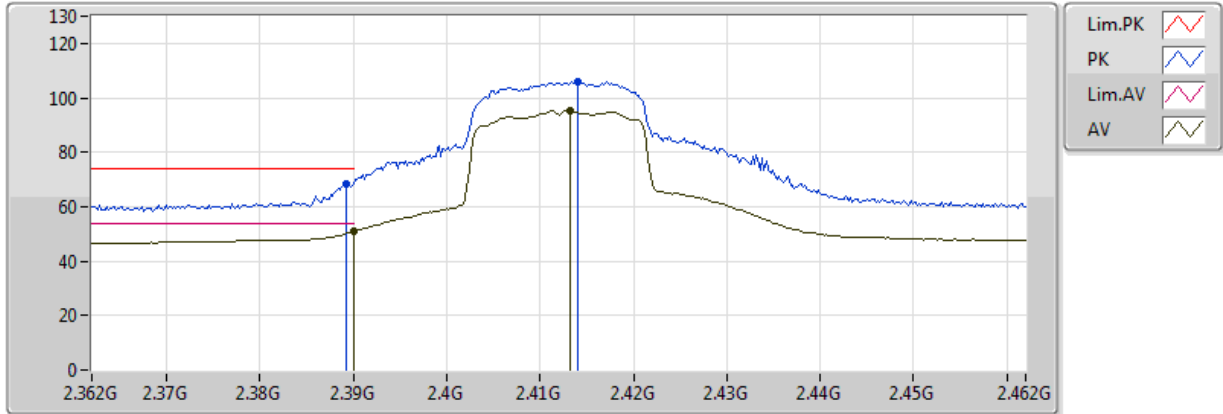


Type	Freq (Hz)	Level (dBuV/m)	Limit (dBuV/m)	Margin (dB)	Factor (dB)	Dist (m)	Condition	Azimuth (°)	Height (m)	Comments	Raw (dBuV)	AF (dB)	CL (dB)	PA (dB)
AV	3.69296G	44.59	54.00	-9.41	2.87	3	Horizontal	141	1.15	-	41.72	28.92	4.08	30.13
AV	4.92392G	34.20	54.00	-19.80	6.13	3	Horizontal	65	1.01	-	28.07	31.38	4.57	29.83
PK	3.69296G	48.58	74.00	-25.42	2.87	3	Horizontal	141	1.15	-	45.71	28.92	4.08	30.13
PK	4.92384G	46.41	74.00	-27.59	6.12	3	Horizontal	65	1.01	-	40.29	31.38	4.57	29.83

802.11n HT20_Nss1,(MCS0)_1TX

2412MHz_TX

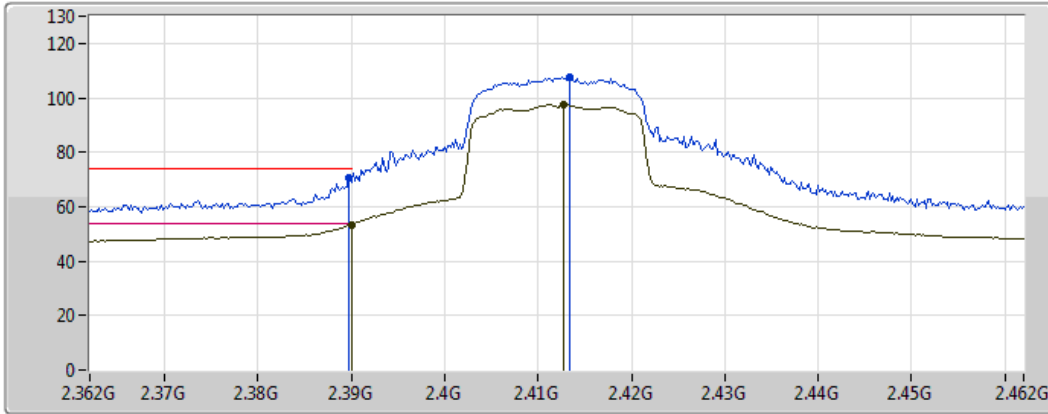
28/04/2018



Type	Freq (Hz)	Level (dBuV/m)	Limit (dBuV/m)	Margin (dB)	Factor (dB)	Dist (m)	Condition	Azimuth (°)	Height (m)	Comments	Raw (dBuV)	AF (dB)	CL (dB)	PA (dB)
AV	2.389998G	50.93	54.00	-3.07	34.74	3	Vertical	56	3.19	-	16.19	31.16	3.58	-
AV	2.4132G	95.31	Inf	-Inf	34.85	3	Vertical	56	3.19	-	60.46	31.25	3.60	-
PK	2.3892G	68.60	74.00	-5.40	34.74	3	Vertical	56	3.19	-	33.86	31.16	3.58	-
PK	2.414G	106.02	Inf	-Inf	34.86	3	Vertical	56	3.19	-	71.16	31.26	3.60	-

802.11n HT20_Nss1,(MCS0)_1TX 2412MHz_TX

28/04/2018

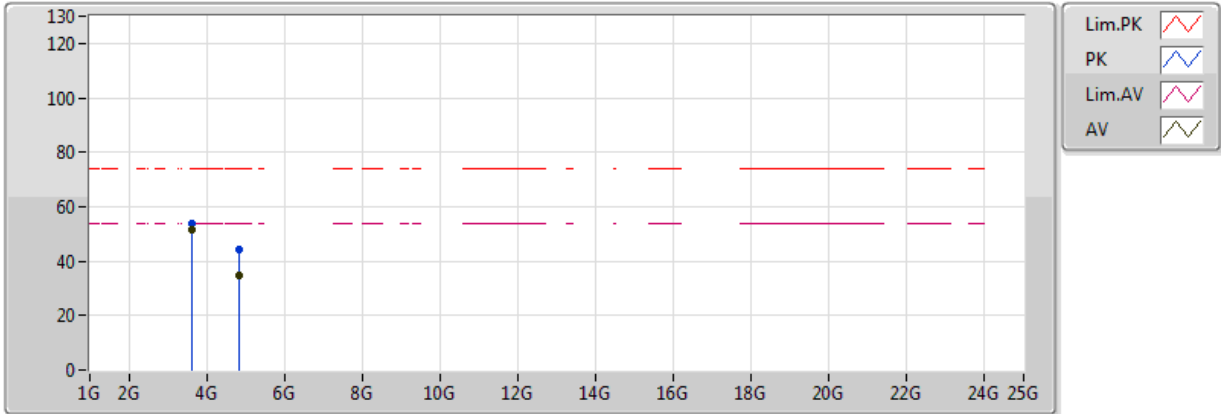


Type	Freq (Hz)	Level (dBuV/m)	Limit (dBuV/m)	Margin (dB)	Factor (dB)	Dist (m)	Condition	Azimuth (°)	Height (m)	Comments	Raw (dBuV)	AF (dB)	CL (dB)	PA (dB)
AV	2.389998G	53.40	54.00	-0.60	34.74	3	Horizontal	42	1.07	-	18.66	31.16	3.58	-
AV	2.4128G	97.61	Inf	-Inf	34.85	3	Horizontal	42	1.07	-	62.76	31.25	3.60	-
PK	2.3898G	70.45	74.00	-3.55	34.74	3	Horizontal	42	1.07	-	35.71	31.16	3.58	-
PK	2.4134G	107.75	Inf	-Inf	34.85	3	Horizontal	42	1.07	-	72.90	31.25	3.60	-

802.11n HT20_Nss1,(MCS0)_1TX

2412MHz_TX

30/04/2018

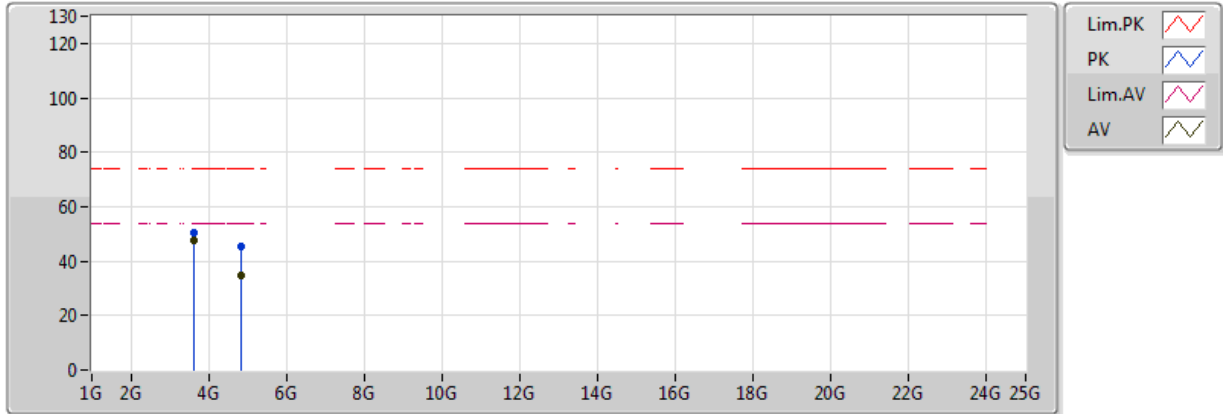


Type	Freq (Hz)	Level (dBuV/m)	Limit (dBuV/m)	Margin (dB)	Factor (dB)	Dist (m)	Condition	Azimuth (°)	Height (m)	Comments	Raw (dBuV)	AF (dB)	CL (dB)	PA (dB)
AV	3.61794G	51.57	54.00	-2.43	2.07	3	Vertical	209	1.00	-	49.50	31.97	4.44	34.34
AV	4.82394G	35.02	54.00	-18.98	4.02	3	Vertical	208	1.13	-	31.00	33.15	5.20	34.34
PK	3.61782G	53.58	74.00	-20.42	2.07	3	Vertical	209	1.00	-	51.51	31.97	4.44	34.34
PK	4.82598G	44.43	74.00	-29.57	4.03	3	Vertical	208	1.13	-	40.40	33.16	5.21	34.34

802.11n HT20_Nss1,(MCS0)_1TX

2412MHz_TX

30/04/2018

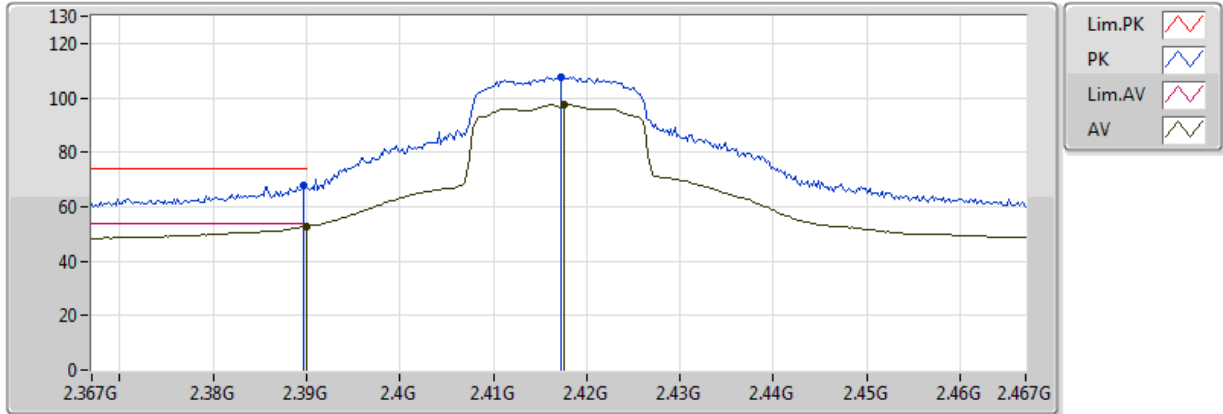


Type	Freq (Hz)	Level (dBuV/m)	Limit (dBuV/m)	Margin (dB)	Factor (dB)	Dist (m)	Condition	Azimuth (°)	Height (m)	Comments	Raw (dBuV)	AF (dB)	CL (dB)	PA (dB)
AV	3.618G	47.69	54.00	-6.31	2.07	3	Horizontal	144	1.09	-	45.62	31.97	4.44	34.34
AV	4.824G	34.53	54.00	-19.47	4.02	3	Horizontal	32	1.04	-	30.51	33.15	5.20	34.34
PK	3.61794G	50.51	74.00	-23.49	2.07	3	Horizontal	144	1.09	-	48.44	31.97	4.44	34.34
PK	4.82562G	45.33	74.00	-28.67	4.03	3	Horizontal	32	1.04	-	41.30	33.16	5.21	34.34

802.11n HT20_Nss1,(MCS0)_1TX

2417MHz_TX

30/04/2018

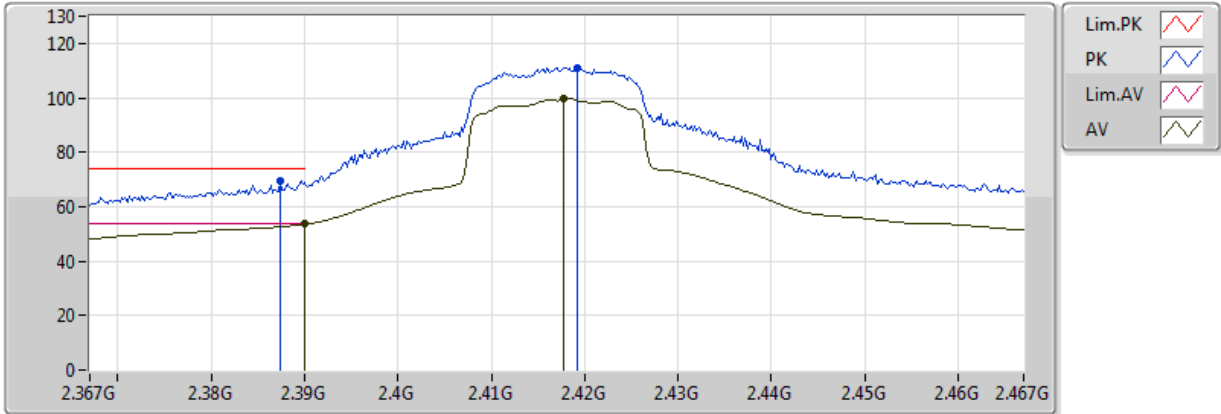


Type	Freq (Hz)	Level (dBuV/m)	Limit (dBuV/m)	Margin (dB)	Factor (dB)	Dist (m)	Condition	Azimuth (°)	Height (m)	Comments	Raw (dBuV)	AF (dB)	CL (dB)	PA (dB)
AV	2.389998G	52.68	54.00	-1.32	34.74	3	Vertical	59	3.17	-	17.94	31.16	3.58	-
AV	2.4176G	97.65	Inf	-Inf	34.87	3	Vertical	59	3.17	-	62.78	31.27	3.60	-
PK	2.3896G	67.97	74.00	-6.03	34.74	3	Vertical	59	3.17	-	33.23	31.16	3.58	-
PK	2.4172G	107.80	Inf	-Inf	34.87	3	Vertical	59	3.17	-	72.93	31.27	3.60	-

802.11n HT20_Nss1,(MCS0)_1TX

2417MHz_TX

30/04/2018

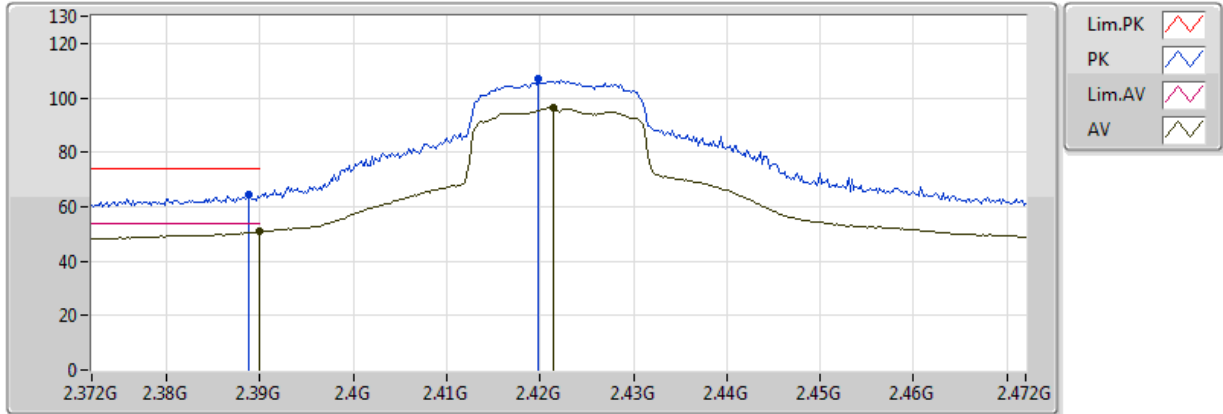


Type	Freq (Hz)	Level (dBuV/m)	Limit (dBuV/m)	Margin (dB)	Factor (dB)	Dist (m)	Condition	Azimuth (°)	Height (m)	Comments	Raw (dBuV)	AF (dB)	CL (dB)	PA (dB)
AV	2.389998G	53.60	54.00	-0.40	34.74	3	Horizontal	0	1.50	-	18.86	31.16	3.58	-
AV	2.4178G	99.81	Inf	-Inf	34.88	3	Horizontal	0	1.50	-	64.93	31.27	3.60	-
PK	2.3874G	69.75	74.00	-4.25	34.73	3	Horizontal	0	1.50	-	35.02	31.15	3.58	-
PK	2.4192G	111.17	Inf	-Inf	34.88	3	Horizontal	0	1.50	-	76.29	31.28	3.61	-

802.11n HT20_Nss1,(MCS0)_1TX

2422MHz_TX

30/04/2018

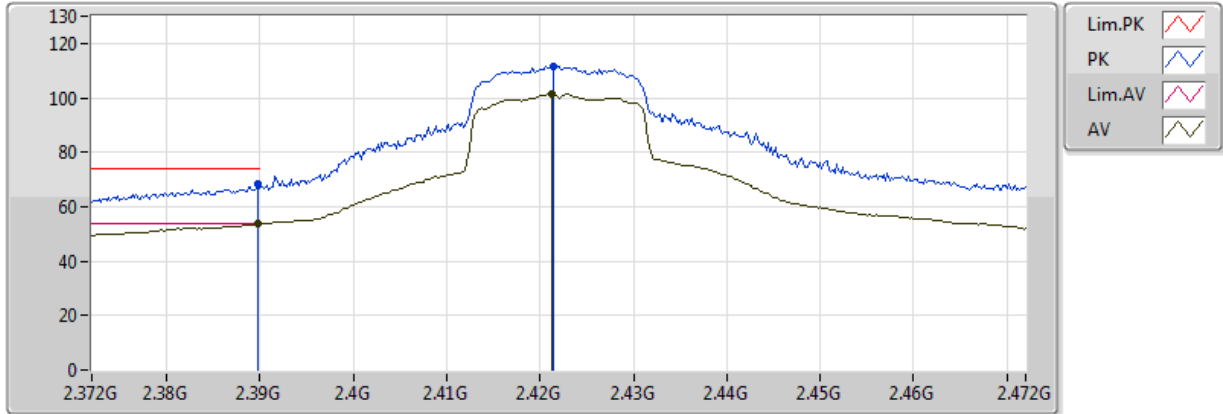


Type	Freq (Hz)	Level (dBuV/m)	Limit (dBuV/m)	Margin (dB)	Factor (dB)	Dist (m)	Condition	Azimuth (°)	Height (m)	Comments	Raw (dBuV)	AF (dB)	CL (dB)	PA (dB)
AV	2.389998G	50.84	54.00	-3.16	34.74	3	Vertical	148	1.45	-	16.10	31.16	3.58	-
AV	2.4214G	96.36	Inf	-Inf	34.89	3	Vertical	148	1.45	-	61.47	31.29	3.61	-
PK	2.3888G	64.43	74.00	-9.57	34.74	3	Vertical	148	1.45	-	29.69	31.16	3.58	-
PK	2.4198G	106.90	Inf	-Inf	34.89	3	Vertical	148	1.45	-	72.01	31.28	3.61	-

802.11n HT20_Nss1,(MCS0)_1TX

2422MHz_TX

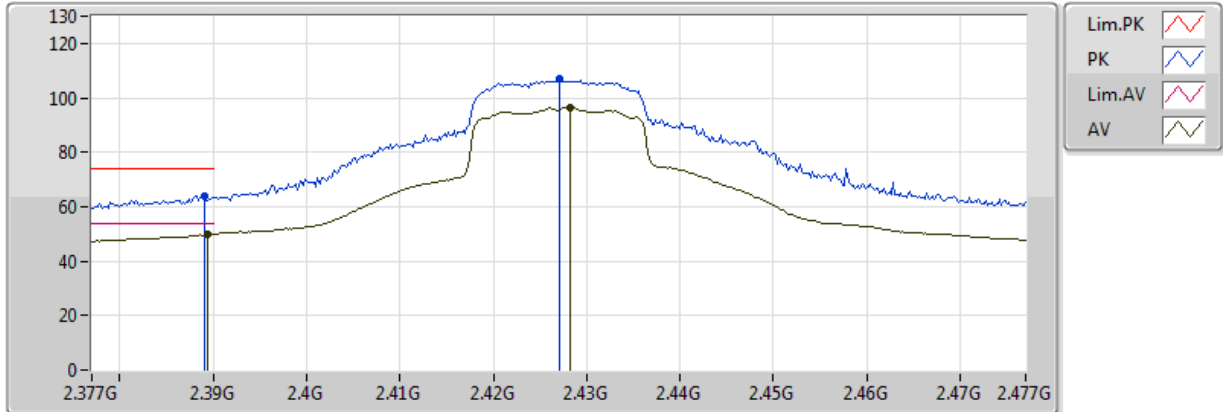
30/04/2018



Type	Freq (Hz)	Level (dBuV/m)	Limit (dBuV/m)	Margin (dB)	Factor (dB)	Dist (m)	Condition	Azimuth (°)	Height (m)	Comments	Raw (dBuV)	AF (dB)	CL (dB)	PA (dB)
AV	2.3898G	53.72	54.00	-0.28	34.74	3	Horizontal	47	1.28	-	18.98	31.16	3.58	-
AV	2.4212G	101.49	Inf	-Inf	34.89	3	Horizontal	47	1.28	-	66.60	31.28	3.61	-
PK	2.3898G	68.42	74.00	-5.58	34.74	3	Horizontal	47	1.28	-	33.68	31.16	3.58	-
PK	2.4214G	111.44	Inf	-Inf	34.89	3	Horizontal	47	1.28	-	76.55	31.29	3.61	-

**802.11n HT20_Nss1,(MCS0)_1TX
2427MHz_TX**

30/04/2018

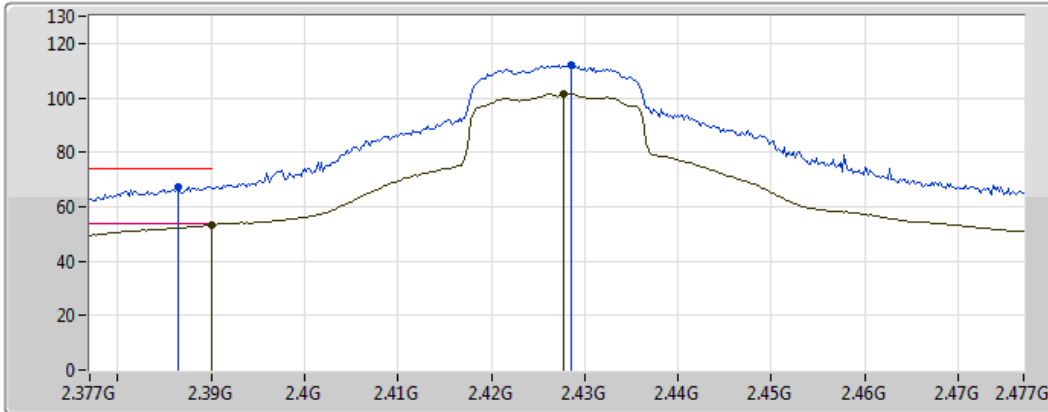


Type	Freq (Hz)	Level (dBuV/m)	Limit (dBuV/m)	Margin (dB)	Factor (dB)	Dist (m)	Condition	Azimuth (°)	Height (m)	Comments	Raw (dBuV)	AF (dB)	CL (dB)	PA (dB)
AV	2.3894G	49.99	54.00	-4.01	34.05	3	Vertical	151	1.64	-	15.94	30.47	3.58	-
AV	2.4282G	96.54	Inf	-Inf	34.06	3	Vertical	151	1.64	-	62.48	30.44	3.61	-
PK	2.389G	63.89	74.00	-10.11	34.05	3	Vertical	151	1.64	-	29.84	30.47	3.58	-
PK	2.427G	106.75	Inf	-Inf	34.06	3	Vertical	151	1.64	-	72.69	30.44	3.61	-





802.11n HT20_Nss1,(MCS0)_1TX

2427MHz_TX

30/04/2018



Legend for the spectrum plot:

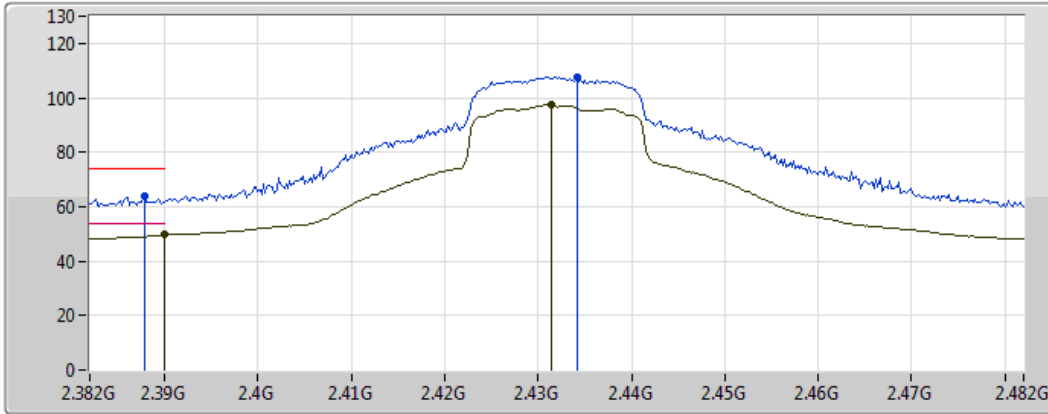
- Lim.PK 
- PK 
- Lim.AV 
- AV 

Type	Freq (Hz)	Level (dBuV/m)	Limit (dBuV/m)	Margin (dB)	Factor (dB)	Dist (m)	Condition	Azimuth (°)	Height (m)	Comments	Raw (dBuV)	AF (dB)	CL (dB)	PA (dB)
AV	2.389998G	53.29	54.00	-0.71	34.05	3	Horizontal	46	1.06	-	19.24	30.47	3.58	-
AV	2.4278G	101.61	Inf	-Inf	34.06	3	Horizontal	46	1.06	-	67.55	30.44	3.61	-
PK	2.3864G	67.44	74.00	-6.56	34.05	3	Horizontal	46	1.06	-	33.39	30.47	3.58	-
PK	2.4286G	111.90	Inf	-Inf	34.06	3	Horizontal	46	1.06	-	77.84	30.44	3.61	-

802.11n HT20_Nss1,(MCS0)_1TX

2432MHz_TX

30/04/2018

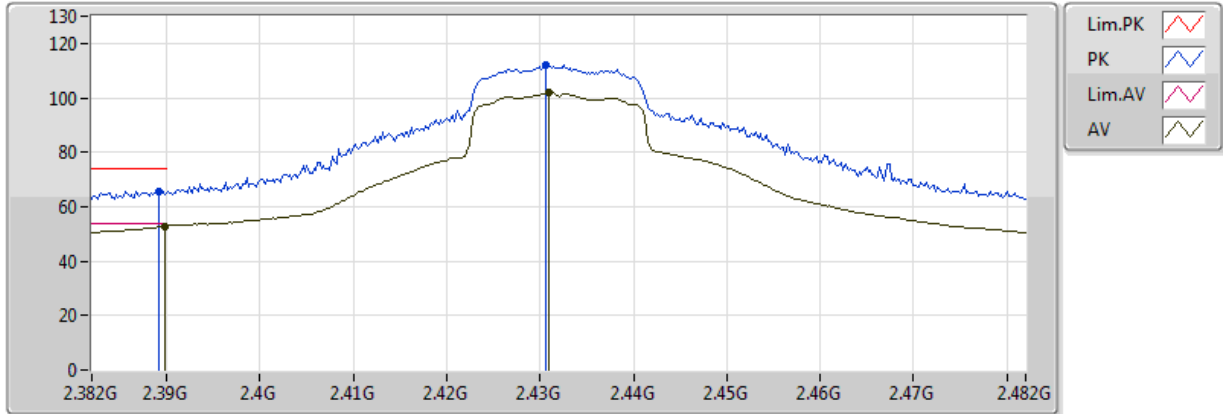


Type	Freq (Hz)	Level (dBuV/m)	Limit (dBuV/m)	Margin (dB)	Factor (dB)	Dist (m)	Condition	Azimuth (°)	Height (m)	Comments	Raw (dBuV)	AF (dB)	CL (dB)	PA (dB)
AV	2.389998G	49.69	54.00	-4.31	34.05	3	Vertical	138	1.33	-	15.64	30.47	3.58	-
AV	2.4314G	97.60	Inf	-Inf	34.06	3	Vertical	138	1.33	-	63.54	30.44	3.62	-
PK	2.3878G	63.66	74.00	-10.34	34.05	3	Vertical	138	1.33	-	29.61	30.47	3.58	-
PK	2.4342G	107.57	Inf	-Inf	34.06	3	Vertical	138	1.33	-	73.51	30.44	3.62	-

802.11n HT20_Nss1,(MCS0)_1TX

2432MHz_TX

30/04/2018

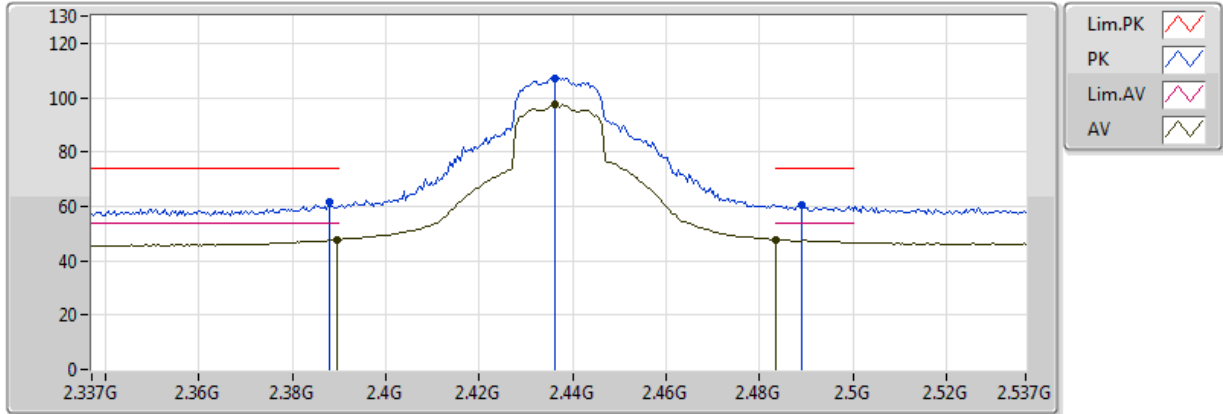


Type	Freq (Hz)	Level (dBuV/m)	Limit (dBuV/m)	Margin (dB)	Factor (dB)	Dist (m)	Condition	Azimuth (°)	Height (m)	Comments	Raw (dBuV)	AF (dB)	CL (dB)	PA (dB)
AV	2.3898G	52.89	54.00	-1.11	34.05	3	Horizontal	43	1.07	-	18.84	30.47	3.58	-
AV	2.431G	101.94	Inf	-Inf	34.06	3	Horizontal	43	1.07	-	67.88	30.44	3.61	-
PK	2.3892G	65.81	74.00	-8.19	34.05	3	Horizontal	43	1.07	-	31.76	30.47	3.58	-
PK	2.4306G	112.21	Inf	-Inf	34.06	3	Horizontal	43	1.07	-	78.15	30.44	3.61	-

802.11n HT20_Nss1,(MCS0)_1TX

2437MHz_TX

28/04/2018

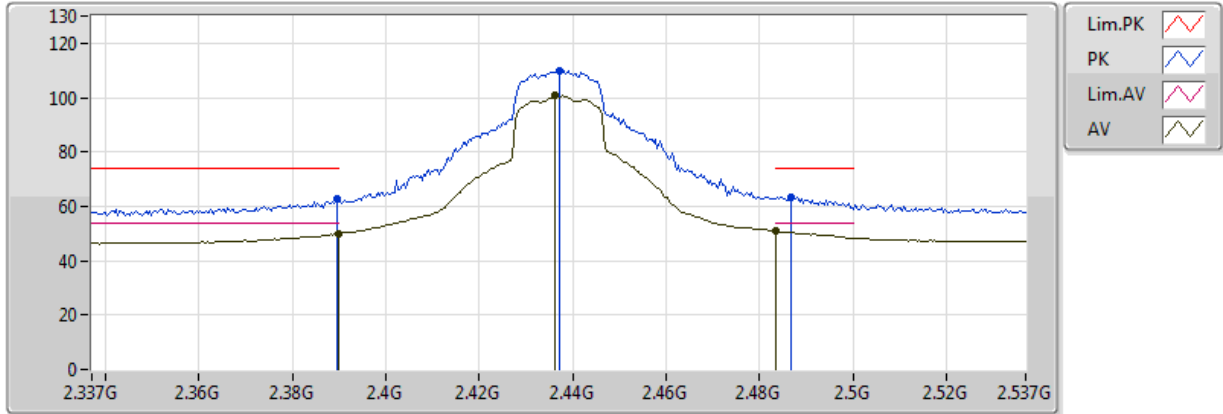


Type	Freq (Hz)	Level (dBuV/m)	Limit (dBuV/m)	Margin (dB)	Factor (dB)	Dist (m)	Condition	Azimuth (°)	Height (m)	Comments	Raw (dBuV)	AF (dB)	CL (dB)	PA (dB)
AV	2.3894G	47.73	54.00	-6.27	34.05	3	Vertical	57	2.77	-	13.68	30.47	3.58	-
AV	2.4362G	97.53	Inf	-Inf	34.06	3	Vertical	57	2.77	-	63.47	30.44	3.62	-
AV	2.483502G	47.75	54.00	-6.25	34.07	3	Vertical	57	2.77	-	13.68	30.41	3.66	-
PK	2.3878G	61.50	74.00	-12.50	34.05	3	Vertical	57	2.77	-	27.45	30.47	3.58	-
PK	2.4362G	107.19	Inf	-Inf	34.06	3	Vertical	57	2.77	-	73.13	30.44	3.62	-
PK	2.489G	60.39	74.00	-13.61	34.07	3	Vertical	57	2.77	-	26.32	30.41	3.66	-

802.11n HT20_Nss1,(MCS0)_1TX

2437MHz_TX

28/04/2018

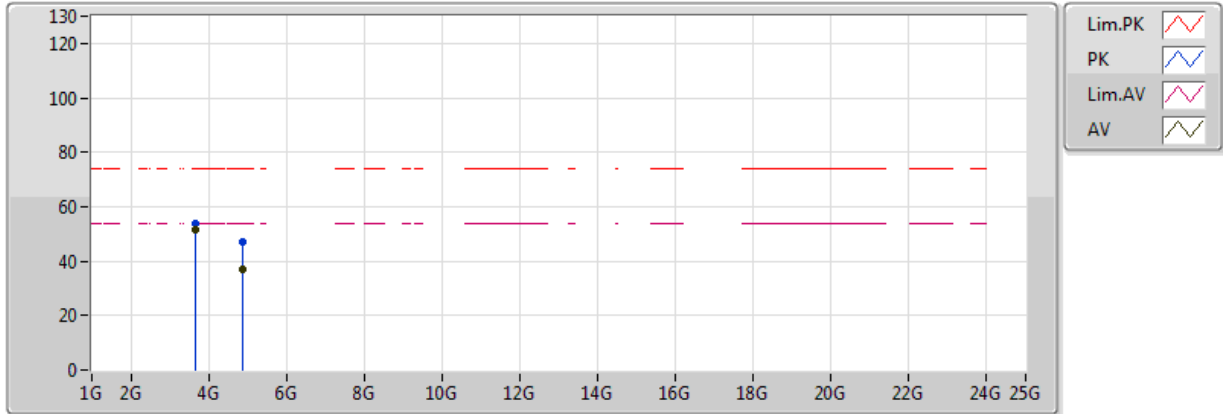


Type	Freq (Hz)	Level (dBuV/m)	Limit (dBuV/m)	Margin (dB)	Factor (dB)	Dist (m)	Condition	Azimuth (°)	Height (m)	Comments	Raw (dBuV)	AF (dB)	CL (dB)	PA (dB)
AV	2.3898G	49.86	54.00	-4.14	34.05	3	Horizontal	44	1.04	-	15.81	30.47	3.58	-
AV	2.4362G	100.68	Inf	-Inf	34.06	3	Horizontal	44	1.04	-	66.62	30.44	3.62	-
AV	2.483502G	51.03	54.00	-2.97	34.07	3	Horizontal	44	1.04	-	16.96	30.41	3.66	-
PK	2.3894G	62.53	74.00	-11.47	34.05	3	Horizontal	44	1.04	-	28.48	30.47	3.58	-
PK	2.437G	109.89	Inf	-Inf	34.06	3	Horizontal	44	1.04	-	75.83	30.44	3.62	-
PK	2.4866G	63.48	74.00	-10.52	34.07	3	Horizontal	44	1.04	-	29.41	30.41	3.66	-

802.11n HT20_Nss1,(MCS0)_1TX

2437MHz_TX

30/04/2018

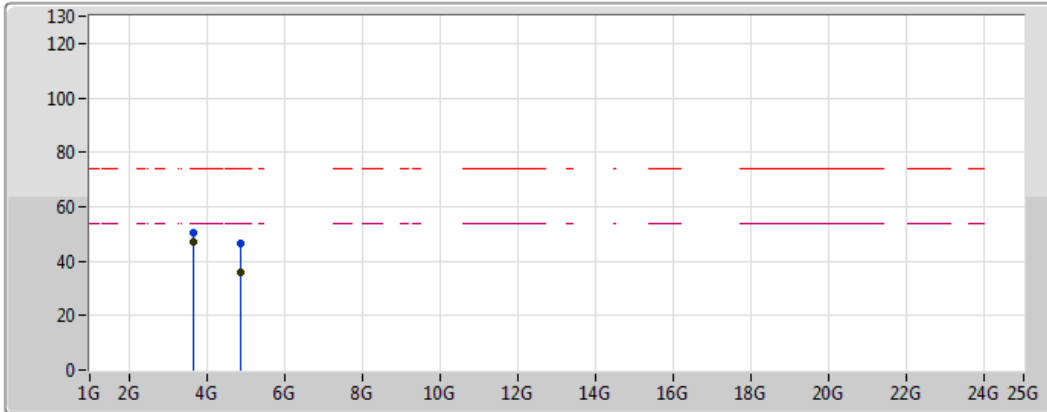






Type	Freq (Hz)	Level (dBuV/m)	Limit (dBuV/m)	Margin (dB)	Factor (dB)	Dist (m)	Condition	Azimuth (°)	Height (m)	Comments	Raw (dBuV)	AF (dB)	CL (dB)	PA (dB)
AV	3.6555G	51.66	54.00	-2.34	2.12	3	Vertical	208	1.17	-	49.54	31.99	4.47	34.34
AV	4.874G	36.71	54.00	-17.29	4.12	3	Vertical	346	1.00	-	32.59	33.22	5.23	34.34
PK	3.65556G	53.70	74.00	-20.30	2.12	3	Vertical	208	1.17	-	51.58	31.99	4.47	34.34
PK	4.87382G	46.81	74.00	-27.19	4.12	3	Vertical	346	1.00	-	42.69	33.22	5.23	34.34

802.11n HT20_Nss1,(MCS0)_1TX

2437MHz_TX

30/04/2018



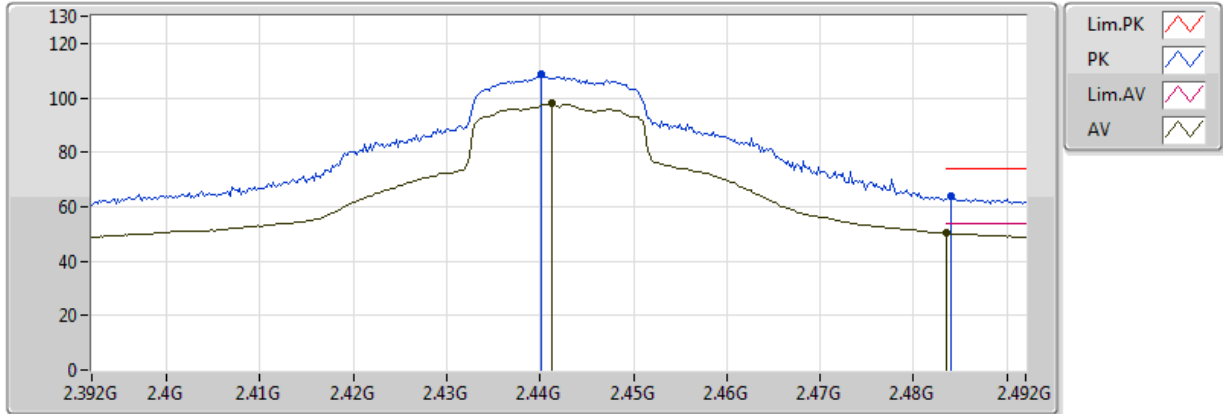
Lim.PK	
PK	
Lim.AV	
AV	

Type	Freq (Hz)	Level (dBuV/m)	Limit (dBuV/m)	Margin (dB)	Factor (dB)	Dist (m)	Condition	Azimuth (°)	Height (m)	Comments	Raw (dBuV)	AF (dB)	CL (dB)	PA (dB)
AV	3.6555G	47.09	54.00	-6.91	2.12	3	Horizontal	198	2.78	-	44.97	31.99	4.47	34.34
AV	4.87394G	35.68	54.00	-18.32	4.12	3	Horizontal	24	1.02	-	31.56	33.22	5.23	34.34
PK	3.6555G	50.28	74.00	-23.72	2.12	3	Horizontal	198	2.78	-	48.16	31.99	4.47	34.34
PK	4.87412G	46.41	74.00	-27.59	4.12	3	Horizontal	24	1.02	-	42.29	33.22	5.23	34.34

802.11n HT20_Nss1,(MCS0)_1TX

2442MHz_TX

30/04/2018

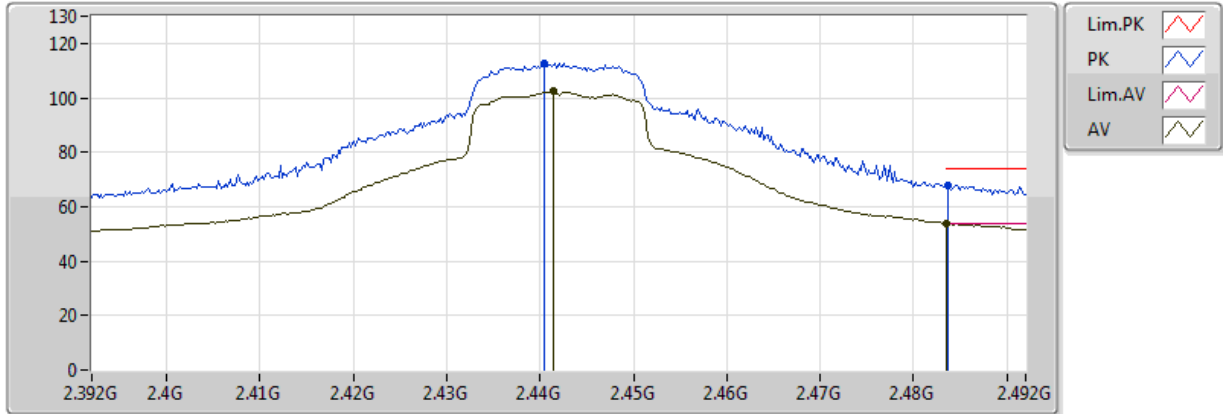


Type	Freq (Hz)	Level (dBuV/m)	Limit (dBuV/m)	Margin (dB)	Factor (dB)	Dist (m)	Condition	Azimuth (°)	Height (m)	Comments	Raw (dBuV)	AF (dB)	CL (dB)	PA (dB)
AV	2.483502G	50.16	54.00	-3.84	35.19	3	Vertical	139	1.39	-	14.97	31.53	3.66	-
AV	2.4412G	97.79	Inf	-Inf	34.99	3	Vertical	139	1.39	-	62.80	31.36	3.62	-
PK	2.484G	64.04	74.00	-9.96	35.20	3	Vertical	139	1.39	-	28.84	31.54	3.66	-
PK	2.4402G	108.50	Inf	-Inf	34.98	3	Vertical	139	1.39	-	73.52	31.36	3.62	-

802.11n HT20_Nss1,(MCS0)_1TX

2442MHz_TX

30/04/2018

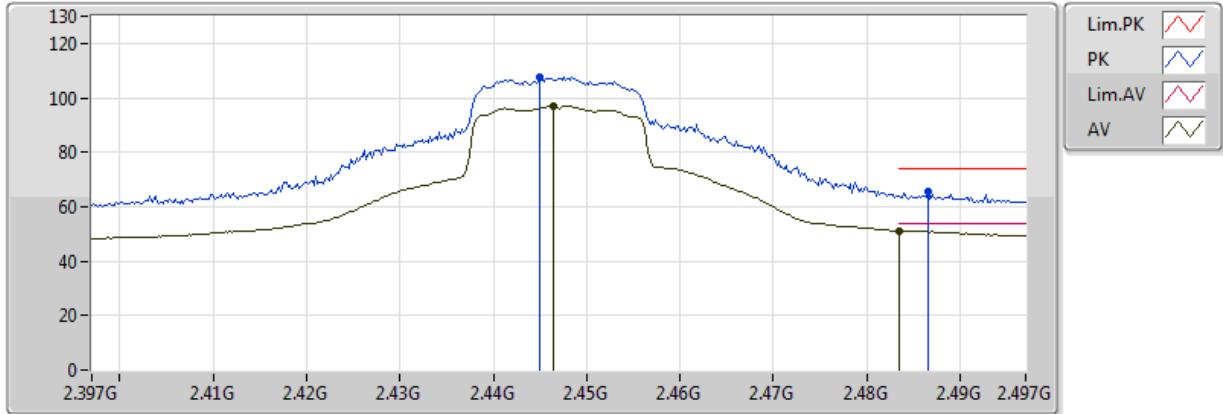


Type	Freq (Hz)	Level (dBuV/m)	Limit (dBuV/m)	Margin (dB)	Factor (dB)	Dist (m)	Condition	Azimuth (°)	Height (m)	Comments	Raw (dBuV)	AF (dB)	CL (dB)	PA (dB)
AV	2.483502G	53.79	54.00	-0.21	35.19	3	Horizontal	43	1.53	-	18.60	31.53	3.66	-
AV	2.4414G	102.35	Inf	-Inf	34.99	3	Horizontal	43	1.53	-	67.36	31.37	3.62	-
PK	2.4836G	67.92	74.00	-6.08	35.19	3	Horizontal	43	1.53	-	32.73	31.53	3.66	-
PK	2.4404G	112.59	Inf	-Inf	34.98	3	Horizontal	43	1.53	-	77.61	31.36	3.62	-

802.11n HT20_Nss1,(MCS0)_1TX

2447MHz_TX

30/04/2018

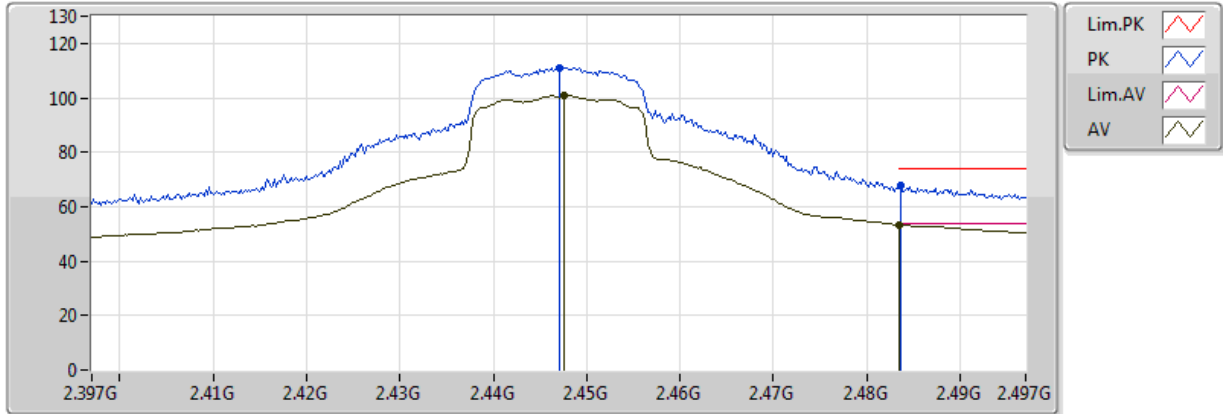


Type	Freq (Hz)	Level (dBuV/m)	Limit (dBuV/m)	Margin (dB)	Factor (dB)	Dist (m)	Condition	Azimuth (°)	Height (m)	Comments	Raw (dBuV)	AF (dB)	CL (dB)	PA (dB)
AV	2.483502G	51.05	54.00	-2.95	35.19	3	Vertical	151	1.59	-	15.86	31.53	3.66	-
AV	2.4464G	97.11	Inf	-Inf	35.01	3	Vertical	151	1.59	-	62.10	31.39	3.63	-
PK	2.4866G	65.75	74.00	-8.25	35.21	3	Vertical	151	1.59	-	30.54	31.55	3.66	-
PK	2.445G	107.69	Inf	-Inf	35.01	3	Vertical	151	1.59	-	72.68	31.38	3.63	-

802.11n HT20_Nss1,(MCS0)_1TX

2447MHz_TX

30/04/2018

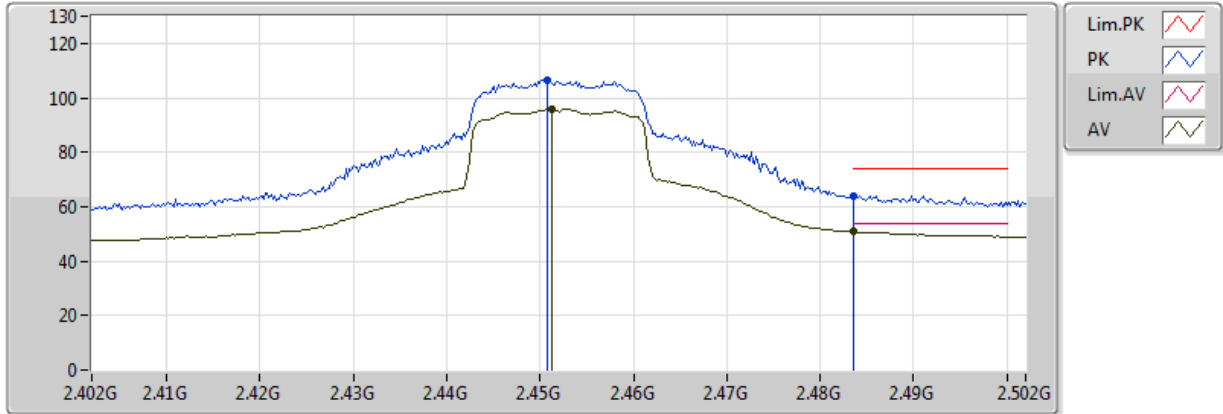


Type	Freq (Hz)	Level (dBuV/m)	Limit (dBuV/m)	Margin (dB)	Factor (dB)	Dist (m)	Condition	Azimuth (°)	Height (m)	Comments	Raw (dBuV)	AF (dB)	CL (dB)	PA (dB)
AV	2.483502G	53.27	54.00	-0.73	35.19	3	Horizontal	41	2.52	-	18.08	31.53	3.66	-
AV	2.4476G	100.88	Inf	-Inf	35.02	3	Horizontal	41	2.52	-	65.86	31.39	3.63	-
PK	2.4836G	67.80	74.00	-6.20	35.19	3	Horizontal	41	2.52	-	32.61	31.53	3.66	-
PK	2.447G	111.02	Inf	-Inf	35.02	3	Horizontal	41	2.52	-	76.00	31.39	3.63	-

802.11n HT20_Nss1,(MCS0)_1TX

2452MHz_TX

30/04/2018

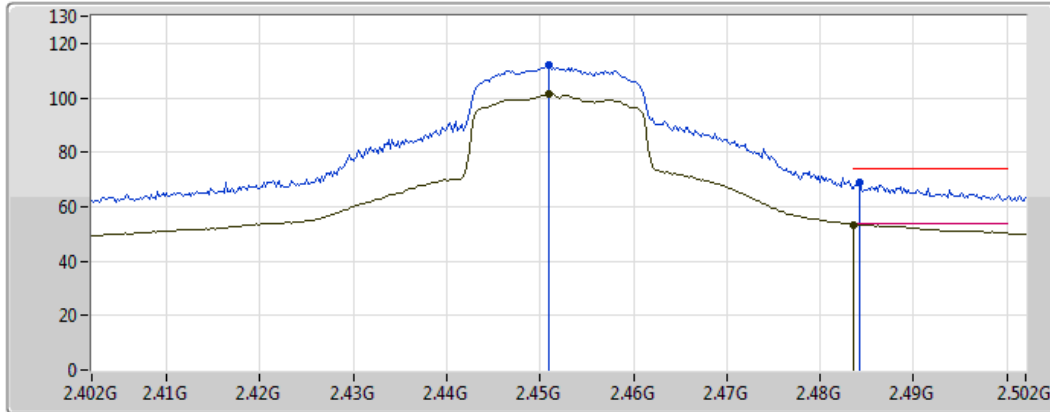


Type	Freq (Hz)	Level (dBuV/m)	Limit (dBuV/m)	Margin (dB)	Factor (dB)	Dist (m)	Condition	Azimuth (°)	Height (m)	Comments	Raw (dBuV)	AF (dB)	CL (dB)	PA (dB)
AV	2.483502G	50.79	54.00	-3.21	35.19	3	Vertical	154	1.61	-	15.60	31.53	3.66	-
AV	2.4512G	95.97	Inf	-Inf	35.04	3	Vertical	154	1.61	-	60.93	31.40	3.63	-
PK	2.483502G	64.13	74.00	-9.87	35.19	3	Vertical	154	1.61	-	28.94	31.53	3.66	-
PK	2.4508G	106.38	Inf	-Inf	35.03	3	Vertical	154	1.61	-	71.35	31.40	3.63	-

802.11n HT20_Nss1,(MCS0)_1TX

2452MHz_TX

30/04/2018

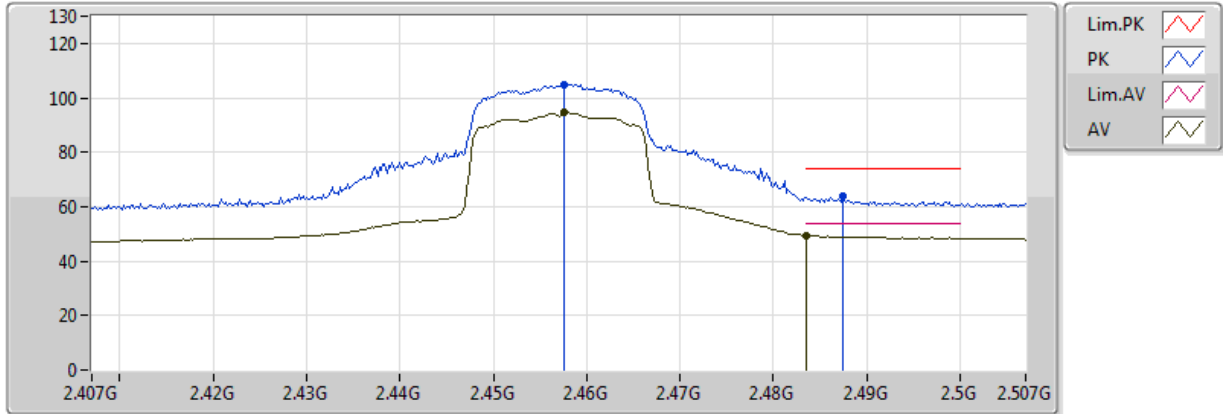


Type	Freq (Hz)	Level (dBuV/m)	Limit (dBuV/m)	Margin (dB)	Factor (dB)	Dist (m)	Condition	Azimuth (°)	Height (m)	Comments	Raw (dBuV)	AF (dB)	CL (dB)	PA (dB)
AV	2.483502G	53.45	54.00	-0.55	35.19	3	Horizontal	46	1.55	-	18.26	31.53	3.66	-
AV	2.451G	101.27	Inf	-Inf	35.03	3	Horizontal	46	1.55	-	66.24	31.40	3.63	-
PK	2.4842G	68.67	74.00	-5.33	35.20	3	Horizontal	46	1.55	-	33.47	31.54	3.66	-
PK	2.451G	111.99	Inf	-Inf	35.03	3	Horizontal	46	1.55	-	76.96	31.40	3.63	-

802.11n HT20_Nss1,(MCS0)_1TX

2457MHz_TX

30/04/2018

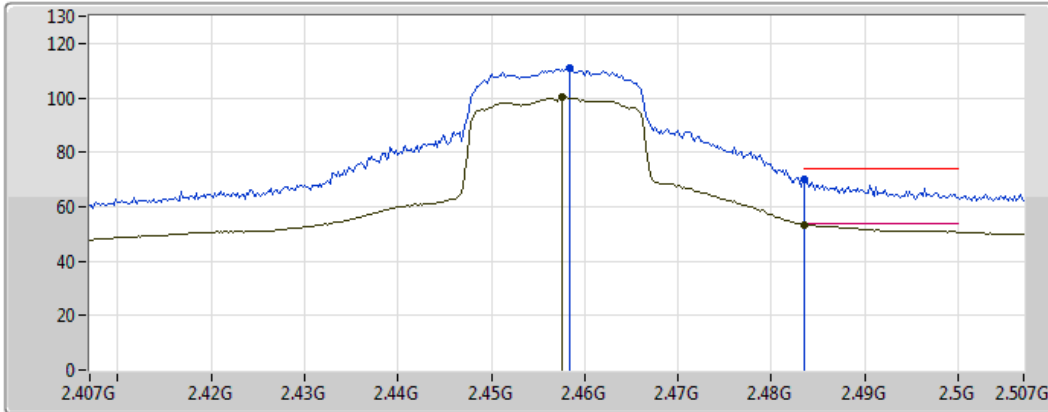


Type	Freq (Hz)	Level (dBuV/m)	Limit (dBuV/m)	Margin (dB)	Factor (dB)	Dist (m)	Condition	Azimuth (°)	Height (m)	Comments	Raw (dBuV)	AF (dB)	CL (dB)	PA (dB)
AV	2.483502G	49.43	54.00	-4.57	35.19	3	Vertical	149	1.44	-	14.24	31.53	3.66	-
AV	2.4576G	94.64	Inf	-Inf	35.07	3	Vertical	149	1.44	-	59.57	31.43	3.64	-
PK	2.4874G	63.85	74.00	-10.15	35.21	3	Vertical	149	1.44	-	28.64	31.55	3.66	-
PK	2.4576G	104.93	Inf	-Inf	35.07	3	Vertical	149	1.44	-	69.86	31.43	3.64	-

802.11n HT20_Nss1,(MCS0)_1TX

2457MHz_TX

30/04/2018

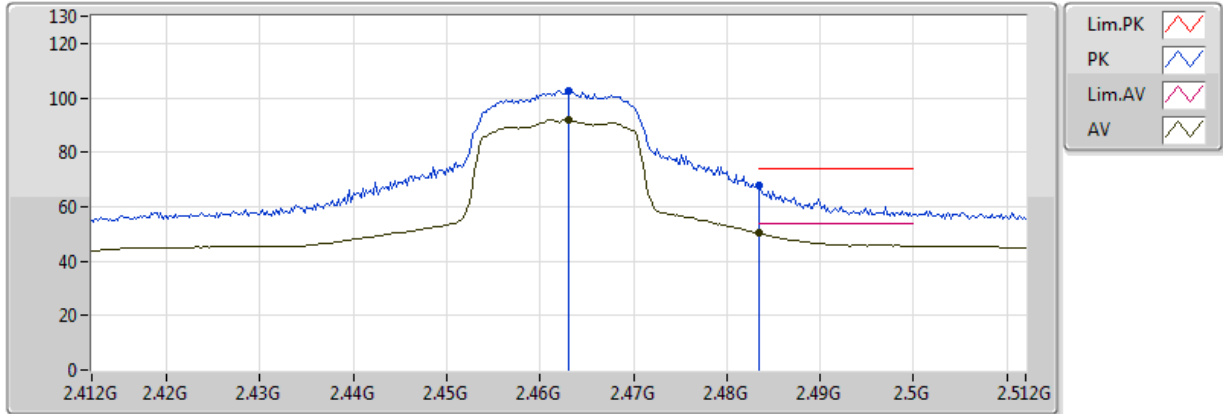


Type	Freq (Hz)	Level (dBuV/m)	Limit (dBuV/m)	Margin (dB)	Factor (dB)	Dist (m)	Condition	Azimuth (°)	Height (m)	Comments	Raw (dBuV)	AF (dB)	CL (dB)	PA (dB)
AV	2.483502G	53.38	54.00	-0.62	35.19	3	Horizontal	45	1.26	-	18.19	31.53	3.66	-
AV	2.4576G	100.22	Inf	-Inf	35.07	3	Horizontal	45	1.26	-	65.15	31.43	3.64	-
PK	2.483502G	70.25	74.00	-3.75	35.19	3	Horizontal	45	1.26	-	35.06	31.53	3.66	-
PK	2.4584G	110.72	Inf	-Inf	35.07	3	Horizontal	45	1.26	-	75.65	31.43	3.64	-

802.11n HT20_Nss1,(MCS0)_1TX

2462MHz_TX

27/04/2018

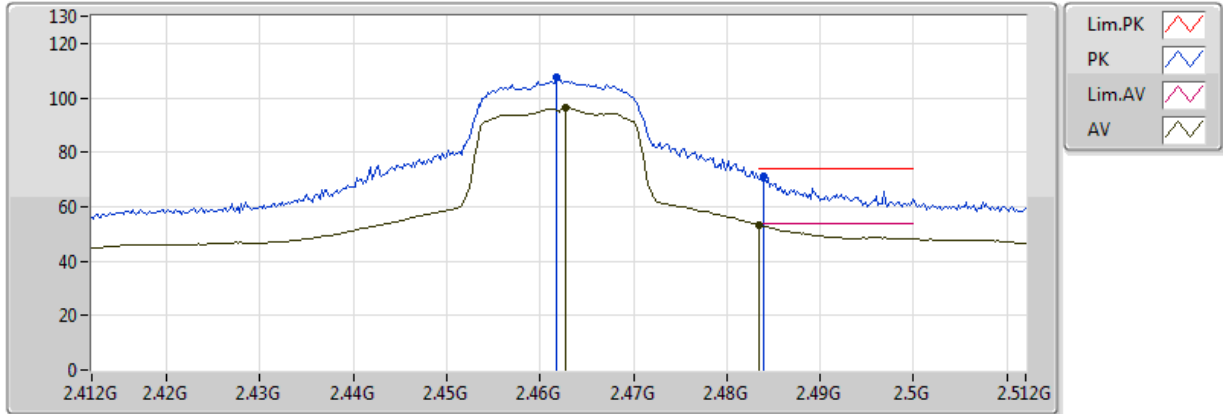


Type	Freq (Hz)	Level (dBuV/m)	Limit (dBuV/m)	Margin (dB)	Factor (dB)	Dist (m)	Condition	Azimuth (°)	Height (m)	Comments	Raw (dBuV)	AF (dB)	CL (dB)	PA (dB)
AV	2.463G	92.00	Inf	-Inf	30.72	3	Vertical	136	1.41	-	61.28	27.40	3.31	-
AV	2.483502G	50.23	54.00	-3.77	30.79	3	Vertical	136	1.41	-	19.44	27.46	3.33	-
PK	2.463G	102.80	Inf	-Inf	30.72	3	Vertical	136	1.41	-	72.08	27.40	3.31	-
PK	2.483502G	67.85	74.00	-6.15	30.79	3	Vertical	136	1.41	-	37.06	27.46	3.33	-

802.11n HT20_Nss1,(MCS0)_1TX

2462MHz_TX

27/04/2018

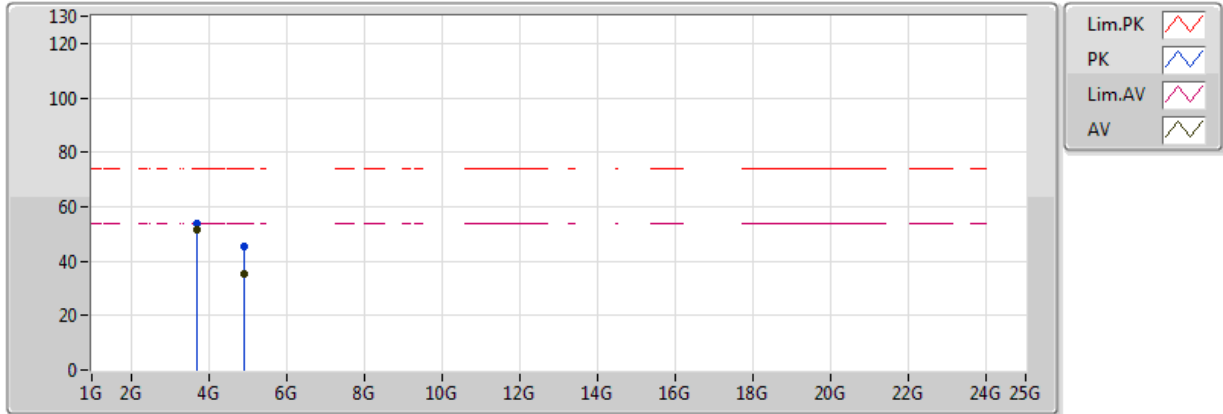


Type	Freq (Hz)	Level (dBuV/m)	Limit (dBuV/m)	Margin (dB)	Factor (dB)	Dist (m)	Condition	Azimuth (°)	Height (m)	Comments	Raw (dBuV)	AF (dB)	CL (dB)	PA (dB)
AV	2.4628G	96.13	Inf	-Inf	30.72	3	Horizontal	304	1.25	-	65.41	27.40	3.31	-
AV	2.483502G	53.24	54.00	-0.76	30.79	3	Horizontal	304	1.25	-	22.45	27.46	3.33	-
PK	2.4618G	107.73	Inf	-Inf	30.71	3	Horizontal	304	1.25	-	77.02	27.40	3.31	-
PK	2.484G	71.14	74.00	-2.86	30.79	3	Horizontal	304	1.25	-	40.35	27.46	3.33	-

802.11n HT20_Nss1,(MCS0)_1TX

2462MHz_TX

30/04/2018

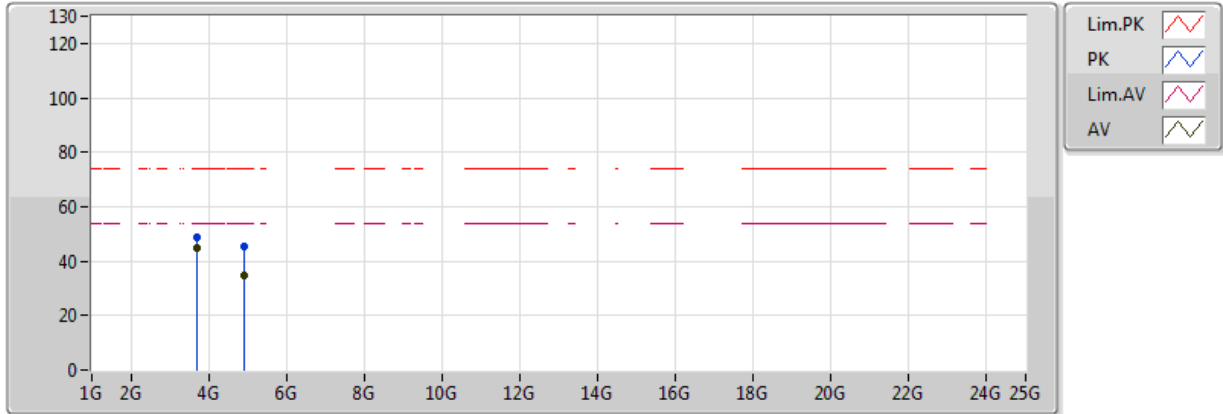


Type	Freq (Hz)	Level (dBuV/m)	Limit (dBuV/m)	Margin (dB)	Factor (dB)	Dist (m)	Condition	Azimuth (°)	Height (m)	Comments	Raw (dBuV)	AF (dB)	CL (dB)	PA (dB)
AV	3.693G	51.34	54.00	-2.66	2.18	3	Vertical	208	1.15	-	49.16	32.02	4.50	34.34
AV	4.92394G	35.32	54.00	-18.68	4.22	3	Vertical	342	1.10	-	31.10	33.29	5.27	34.34
PK	3.693G	53.58	74.00	-20.42	2.18	3	Vertical	208	1.15	-	51.40	32.02	4.50	34.34
PK	4.92412G	45.23	74.00	-28.77	4.22	3	Vertical	342	1.10	-	41.01	33.29	5.27	34.34

802.11n HT20_Nss1,(MCS0)_1TX

2462MHz_TX

30/04/2018

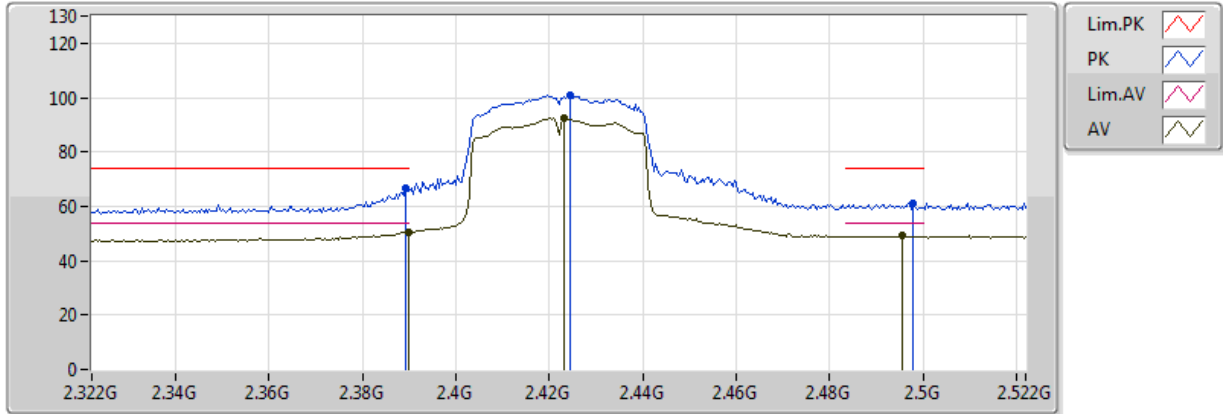


Type	Freq (Hz)	Level (dBuV/m)	Limit (dBuV/m)	Margin (dB)	Factor (dB)	Dist (m)	Condition	Azimuth (°)	Height (m)	Comments	Raw (dBuV)	AF (dB)	CL (dB)	PA (dB)
AV	3.693G	44.66	54.00	-9.34	2.18	3	Horizontal	185	1.50	-	42.48	32.02	4.50	34.34
AV	4.924G	34.85	54.00	-19.15	4.22	3	Horizontal	15	1.10	-	30.63	33.29	5.27	34.34
PK	3.69306G	48.71	74.00	-25.29	2.18	3	Horizontal	185	1.50	-	46.53	32.02	4.50	34.34
PK	4.92436G	45.36	74.00	-28.64	4.22	3	Horizontal	15	1.10	-	41.14	33.29	5.27	34.34

802.11n HT40_Nss1,(MCS0)_1TX

2422MHz_TX

28/04/2018

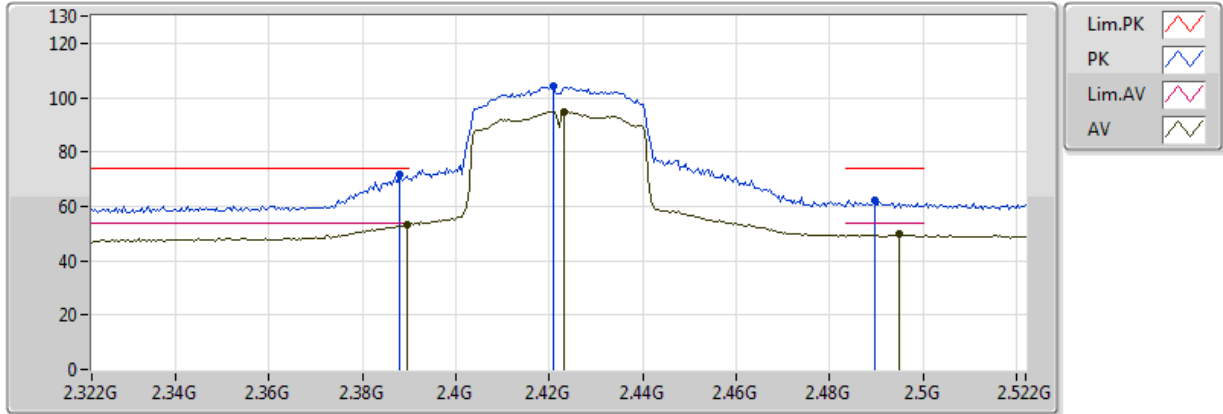


Type	Freq (Hz)	Level (dBuV/m)	Limit (dBuV/m)	Margin (dB)	Factor (dB)	Dist (m)	Condition	Azimuth (°)	Height (m)	Comments	Raw (dBuV)	AF (dB)	CL (dB)	PA (dB)
AV	2.389998G	50.66	54.00	-3.34	34.74	3	Vertical	53	3.19	-	15.92	31.16	3.58	-
AV	2.4232G	92.35	Inf	-Inf	34.90	3	Vertical	53	3.19	-	57.45	31.29	3.61	-
AV	2.4956G	49.14	54.00	-4.86	35.25	3	Vertical	53	3.19	-	13.89	31.58	3.67	-
PK	2.3892G	66.79	74.00	-7.21	34.74	3	Vertical	53	3.19	-	32.05	31.16	3.58	-
PK	2.4244G	101.01	Inf	-Inf	34.91	3	Vertical	53	3.19	-	66.10	31.30	3.61	-
PK	2.498G	61.23	74.00	-12.77	35.26	3	Vertical	53	3.19	-	25.97	31.59	3.67	-

802.11n HT40_Nss1,(MCS0)_1TX

2422MHz_TX

28/04/2018

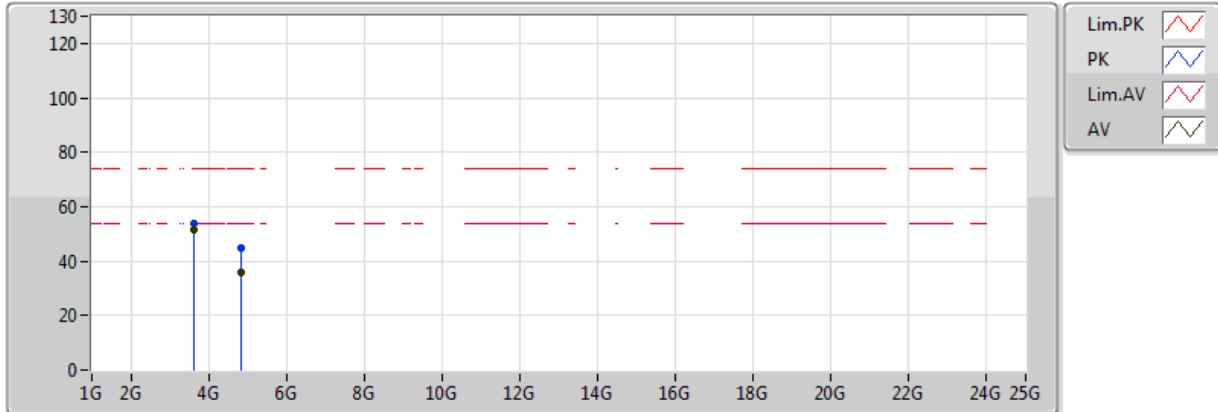


Type	Freq (Hz)	Level (dBuV/m)	Limit (dBuV/m)	Margin (dB)	Factor (dB)	Dist (m)	Condition	Azimuth (°)	Height (m)	Comments	Raw (dBuV)	AF (dB)	CL (dB)	PA (dB)
AV	2.3896G	53.41	54.00	-0.59	34.74	3	Horizontal	45	1.10	-	18.67	31.16	3.58	-
AV	2.4232G	94.94	Inf	-Inf	34.90	3	Horizontal	45	1.10	-	60.04	31.29	3.61	-
AV	2.4948G	49.63	54.00	-4.37	35.25	3	Horizontal	45	1.10	-	14.38	31.58	3.67	-
PK	2.388G	71.85	74.00	-2.15	34.73	3	Horizontal	45	1.10	-	37.12	31.15	3.58	-
PK	2.4208G	104.03	Inf	-Inf	34.89	3	Horizontal	45	1.10	-	69.14	31.28	3.61	-
PK	2.4896G	62.09	74.00	-11.91	35.22	3	Horizontal	45	1.10	-	26.87	31.56	3.66	-

802.11n HT40_Nss1,(MCS0)_1TX

2422MHz_TX

30/04/2018

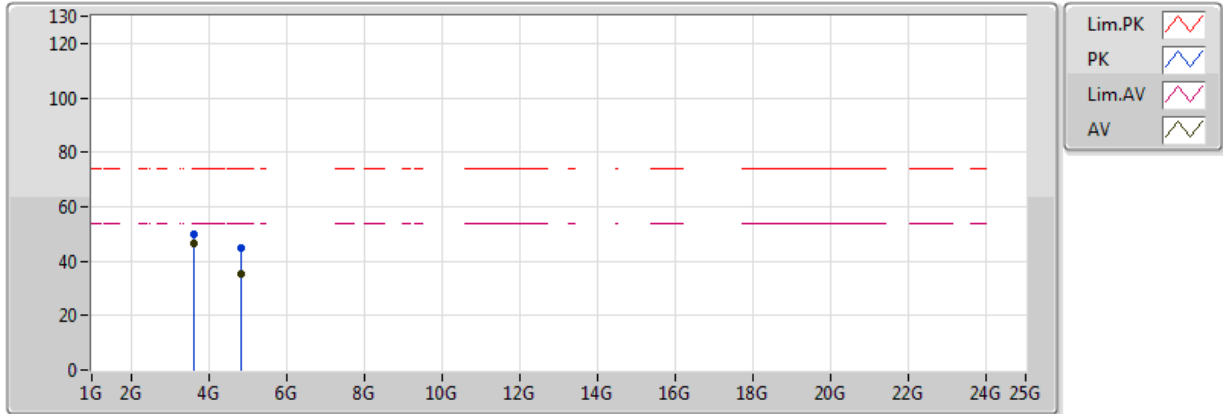


Type	Freq (Hz)	Level (dBuV/m)	Limit (dBuV/m)	Margin (dB)	Factor (dB)	Dist (m)	Condition	Azimuth (°)	Height (m)	Comments	Raw (dBuV)	AF (dB)	CL (dB)	PA (dB)
AV	3.633G	51.57	54.00	-2.43	2.09	3	Vertical	211	1.34	-	49.48	31.98	4.46	34.34
AV	4.844G	35.79	54.00	-18.21	4.06	3	Vertical	201	1.01	-	31.73	33.18	5.22	34.34
PK	3.633G	53.57	74.00	-20.43	2.09	3	Vertical	211	1.34	-	51.48	31.98	4.46	34.34
PK	4.844G	44.84	74.00	-29.16	4.06	3	Vertical	201	1.01	-	40.78	33.18	5.22	34.34

802.11n HT40_Nss1,(MCS0)_1TX

2422MHz_TX

30/04/2018

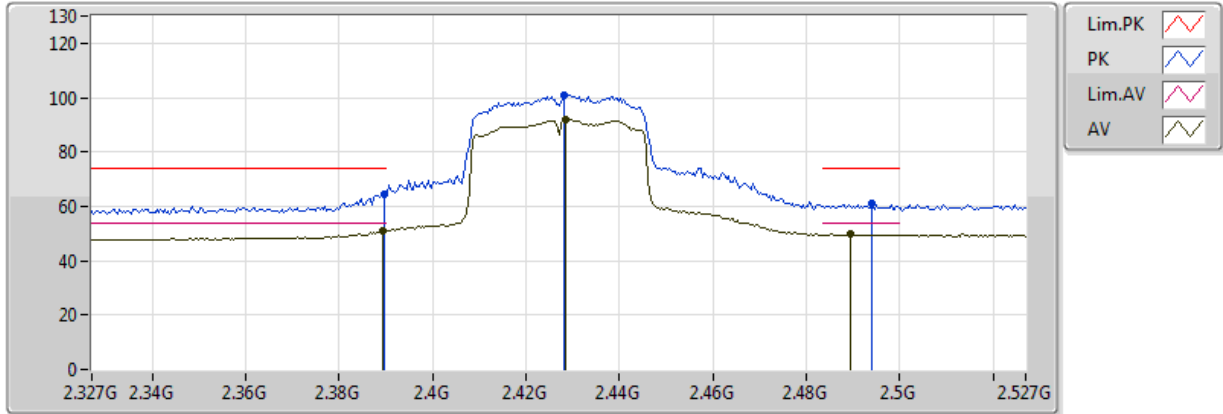


Type	Freq (Hz)	Level (dBuV/m)	Limit (dBuV/m)	Margin (dB)	Factor (dB)	Dist (m)	Condition	Azimuth (°)	Height (m)	Comments	Raw (dBuV)	AF (dB)	CL (dB)	PA (dB)
AV	3.633G	46.63	54.00	-7.37	2.09	3	Horizontal	149	1.15	-	44.54	31.98	4.46	34.34
AV	4.84394G	35.58	54.00	-18.42	4.06	3	Horizontal	3	1.05	-	31.52	33.18	5.22	34.34
PK	3.63294G	49.86	74.00	-24.14	2.09	3	Horizontal	149	1.15	-	47.77	31.98	4.46	34.34
PK	4.8527G	44.75	74.00	-29.25	4.08	3	Horizontal	3	1.05	-	40.67	33.19	5.22	34.34

802.11n HT40_Nss1,(MCS0)_1TX

2427MHz_TX

30/04/2018

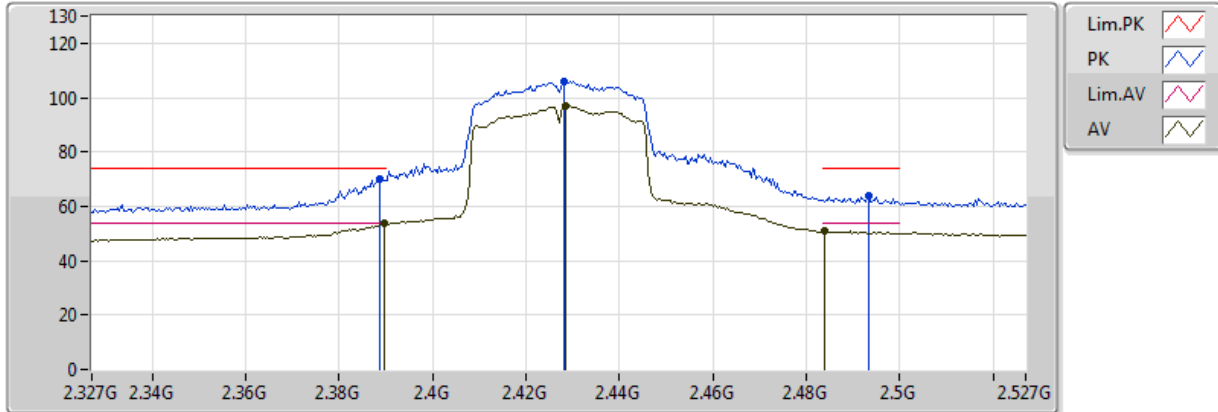


Type	Freq (Hz)	Level (dBuV/m)	Limit (dBuV/m)	Margin (dB)	Factor (dB)	Dist (m)	Condition	Azimuth (°)	Height (m)	Comments	Raw (dBuV)	AF (dB)	CL (dB)	PA (dB)
AV	2.3894G	50.91	54.00	-3.09	34.74	3	Vertical	150	1.62	-	16.17	31.16	3.58	-
AV	2.4894G	49.69	54.00	-4.31	35.22	3	Vertical	150	1.62	-	14.47	31.56	3.66	-
AV	2.4286G	92.03	Inf	-Inf	34.93	3	Vertical	150	1.62	-	57.10	31.31	3.61	-
PK	2.3898G	64.36	74.00	-9.64	34.74	3	Vertical	150	1.62	-	29.62	31.16	3.58	-
PK	2.4942G	61.07	74.00	-12.93	35.25	3	Vertical	150	1.62	-	25.82	31.58	3.67	-
PK	2.4282G	100.71	Inf	-Inf	34.93	3	Vertical	150	1.62	-	65.78	31.31	3.61	-

802.11n HT40_Nss1,(MCS0)_1TX

2427MHz_TX

30/04/2018

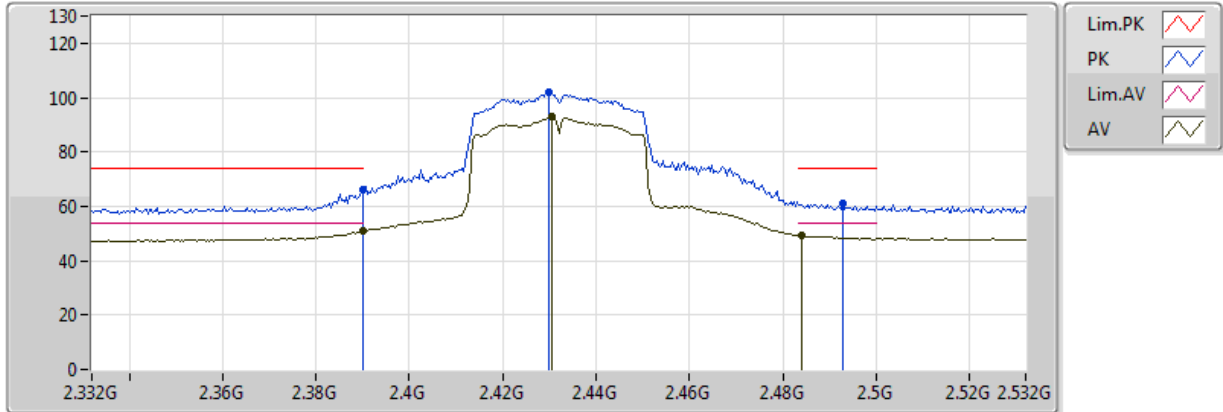


Type	Freq (Hz)	Level (dBuV/m)	Limit (dBuV/m)	Margin (dB)	Factor (dB)	Dist (m)	Condition	Azimuth (°)	Height (m)	Comments	Raw (dBuV)	AF (dB)	CL (dB)	PA (dB)
AV	2.3898G	53.57	54.00	-0.43	34.74	3	Horizontal	44	1.07	-	18.83	31.16	3.58	-
AV	2.4838G	50.91	54.00	-3.09	35.20	3	Horizontal	44	1.07	-	15.71	31.54	3.66	-
AV	2.4286G	97.06	Inf	-Inf	34.93	3	Horizontal	44	1.07	-	62.13	31.31	3.61	-
PK	2.3886G	70.25	74.00	-3.75	34.73	3	Horizontal	44	1.07	-	35.52	31.15	3.58	-
PK	2.4934G	63.74	74.00	-10.26	35.23	3	Horizontal	44	1.07	-	28.51	31.57	3.66	-
PK	2.4282G	106.04	Inf	-Inf	34.93	3	Horizontal	44	1.07	-	71.11	31.31	3.61	-

802.11n HT40_Nss1,(MCS0)_1TX

2432MHz_TX

30/04/2018

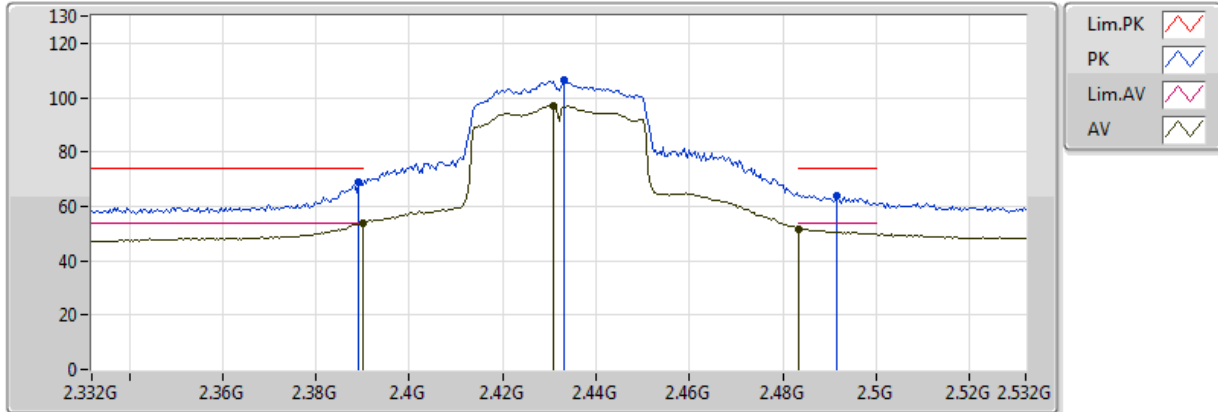


Type	Freq (Hz)	Level (dBuV/m)	Limit (dBuV/m)	Margin (dB)	Factor (dB)	Dist (m)	Condition	Azimuth (°)	Height (m)	Comments	Raw (dBuV)	AF (dB)	CL (dB)	PA (dB)
AV	2.389998G	51.05	54.00	-2.95	34.05	3	Vertical	137	1.33	-	17.00	30.47	3.58	-
AV	2.484G	49.20	54.00	-4.80	34.07	3	Vertical	137	1.33	-	15.13	30.41	3.66	-
AV	2.4304G	92.75	Inf	-Inf	34.06	3	Vertical	137	1.33	-	58.69	30.44	3.61	-
PK	2.389998G	66.16	74.00	-7.84	34.05	3	Vertical	137	1.33	-	32.11	30.47	3.58	-
PK	2.4928G	60.92	74.00	-13.08	34.06	3	Vertical	137	1.33	-	26.86	30.40	3.66	-
PK	2.43G	102.11	Inf	-Inf	34.06	3	Vertical	137	1.33	-	68.05	30.44	3.61	-

802.11n HT40_Nss1,(MCS0)_1TX

2432MHz_TX

30/04/2018

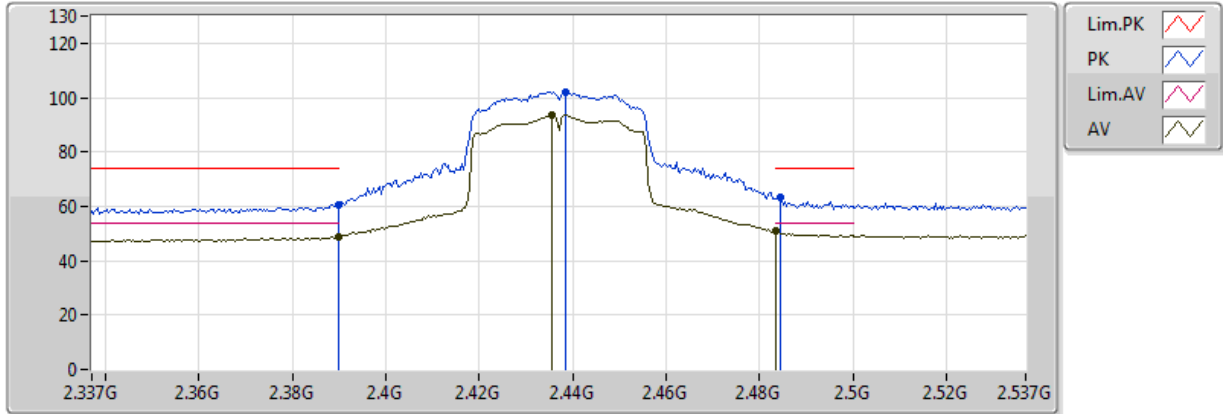


Type	Freq (Hz)	Level (dBuV/m)	Limit (dBuV/m)	Margin (dB)	Factor (dB)	Dist (m)	Condition	Azimuth (°)	Height (m)	Comments	Raw (dBuV)	AF (dB)	CL (dB)	PA (dB)
AV	2.389998G	53.76	54.00	-0.24	34.05	3	Horizontal	46	1.10	-	19.71	30.47	3.58	-
AV	2.483502G	51.56	54.00	-2.44	34.07	3	Horizontal	46	1.10	-	17.49	30.41	3.66	-
AV	2.4308G	97.14	Inf	-Inf	34.06	3	Horizontal	46	1.10	-	63.08	30.44	3.61	-
PK	2.3892G	68.74	74.00	-5.26	34.05	3	Horizontal	46	1.10	-	34.69	30.47	3.58	-
PK	2.4916G	64.06	74.00	-9.94	34.07	3	Horizontal	46	1.10	-	29.99	30.41	3.66	-
PK	2.4332G	106.20	Inf	-Inf	34.06	3	Horizontal	46	1.10	-	72.14	30.44	3.62	-

802.11n HT40_Nss1,(MCS0)_1TX

2437MHz_TX

28/04/2018

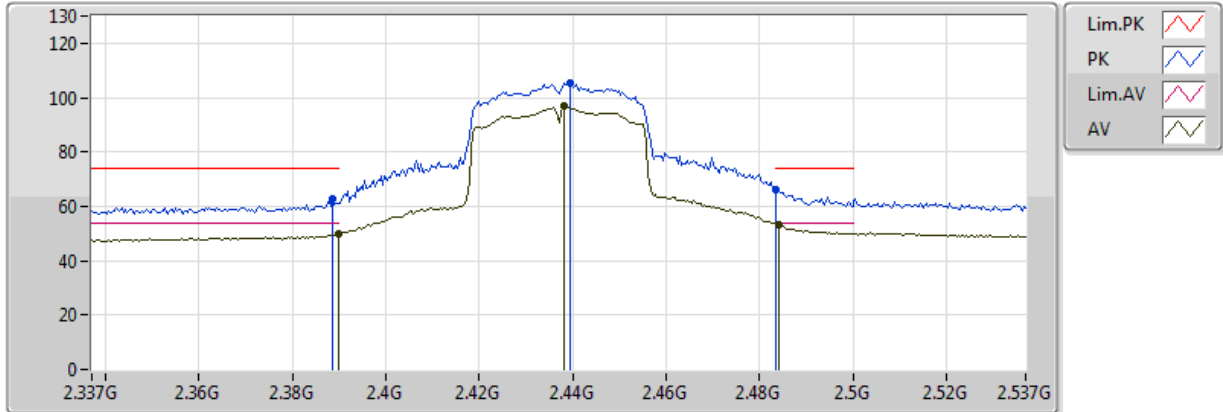


Type	Freq (Hz)	Level (dBuV/m)	Limit (dBuV/m)	Margin (dB)	Factor (dB)	Dist (m)	Condition	Azimuth (°)	Height (m)	Comments	Raw (dBuV)	AF (dB)	CL (dB)	PA (dB)
AV	2.3898G	48.89	54.00	-5.11	34.74	3	Vertical	57	2.78	-	14.15	31.16	3.58	-
AV	2.4354G	93.74	Inf	-Inf	34.96	3	Vertical	57	2.78	-	58.78	31.34	3.62	-
AV	2.483502G	50.75	54.00	-3.25	35.19	3	Vertical	57	2.78	-	15.56	31.53	3.66	-
PK	2.3898G	60.74	74.00	-13.26	34.74	3	Vertical	57	2.78	-	26.00	31.16	3.58	-
PK	2.4386G	102.18	Inf	-Inf	34.98	3	Vertical	57	2.78	-	67.20	31.35	3.62	-
PK	2.4846G	63.21	74.00	-10.79	35.20	3	Vertical	57	2.78	-	28.01	31.54	3.66	-

802.11n HT40_Nss1,(MCS0)_1TX

2437MHz_TX

28/04/2018

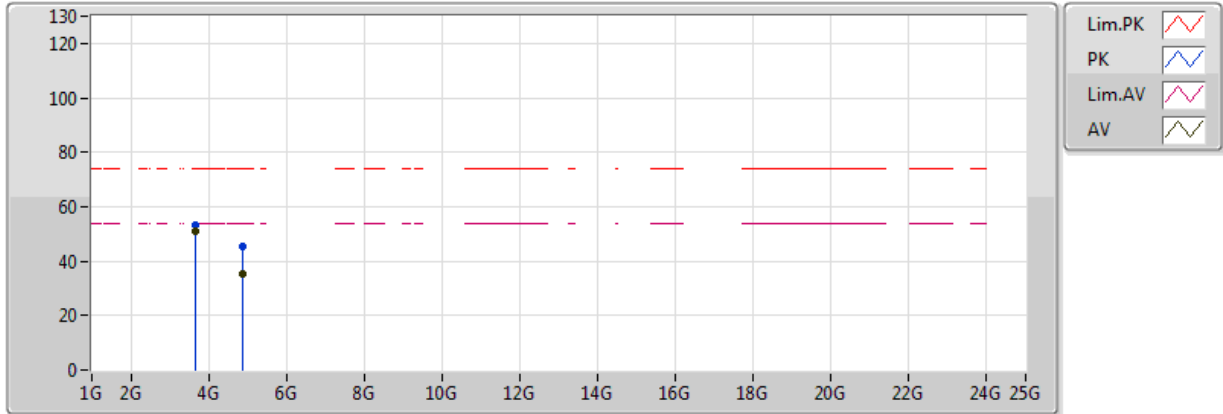


Type	Freq (Hz)	Level (dBuV/m)	Limit (dBuV/m)	Margin (dB)	Factor (dB)	Dist (m)	Condition	Azimuth (°)	Height (m)	Comments	Raw (dBuV)	AF (dB)	CL (dB)	PA (dB)
AV	2.3898G	50.12	54.00	-3.88	34.74	3	Horizontal	44	1.03	-	15.38	31.16	3.58	-
AV	2.4382G	96.69	Inf	-Inf	34.97	3	Horizontal	44	1.03	-	61.72	31.35	3.62	-
AV	2.4842G	53.41	54.00	-0.59	35.20	3	Horizontal	44	1.03	-	18.21	31.54	3.66	-
PK	2.3886G	62.85	74.00	-11.15	34.73	3	Horizontal	44	1.03	-	28.12	31.15	3.58	-
PK	2.4394G	105.37	Inf	-Inf	34.98	3	Horizontal	44	1.03	-	70.39	31.36	3.62	-
PK	2.483502G	66.37	74.00	-7.63	35.19	3	Horizontal	44	1.03	-	31.18	31.53	3.66	-

802.11n HT40_Nss1,(MCS0)_1TX

2437MHz_TX

30/04/2018

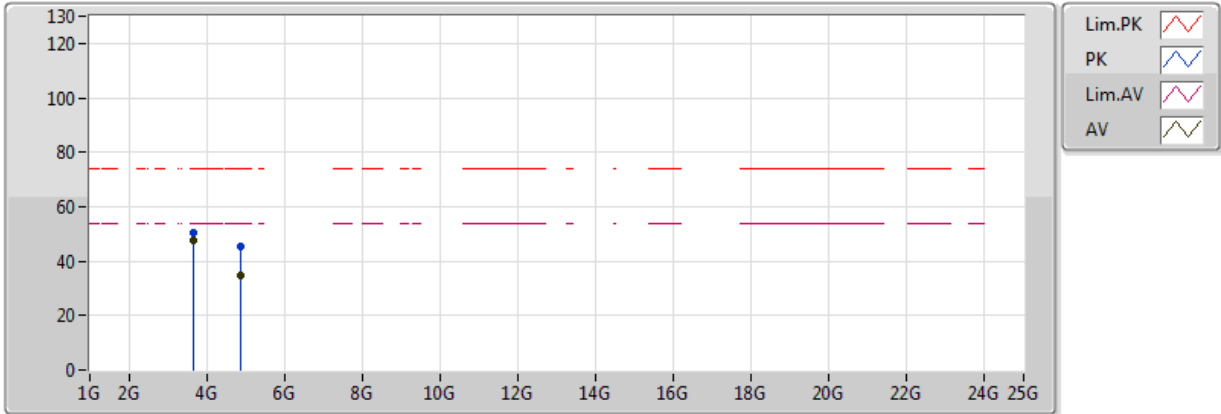


Type	Freq (Hz)	Level (dBuV/m)	Limit (dBuV/m)	Margin (dB)	Factor (dB)	Dist (m)	Condition	Azimuth (°)	Height (m)	Comments	Raw (dBuV)	AF (dB)	CL (dB)	PA (dB)
AV	3.6555G	51.22	54.00	-2.78	2.12	3	Vertical	208	1.16	-	49.10	31.99	4.47	34.34
AV	4.87412G	35.05	54.00	-18.95	4.12	3	Vertical	355	1.01	-	30.93	33.22	5.23	34.34
PK	3.65544G	53.37	74.00	-20.63	2.12	3	Vertical	208	1.16	-	51.25	31.99	4.47	34.34
PK	4.87688G	45.36	74.00	-28.64	4.12	3	Vertical	355	1.01	-	41.24	33.23	5.24	34.34

802.11n HT40_Nss1,(MCS0)_1TX

2437MHz_TX

30/04/2018

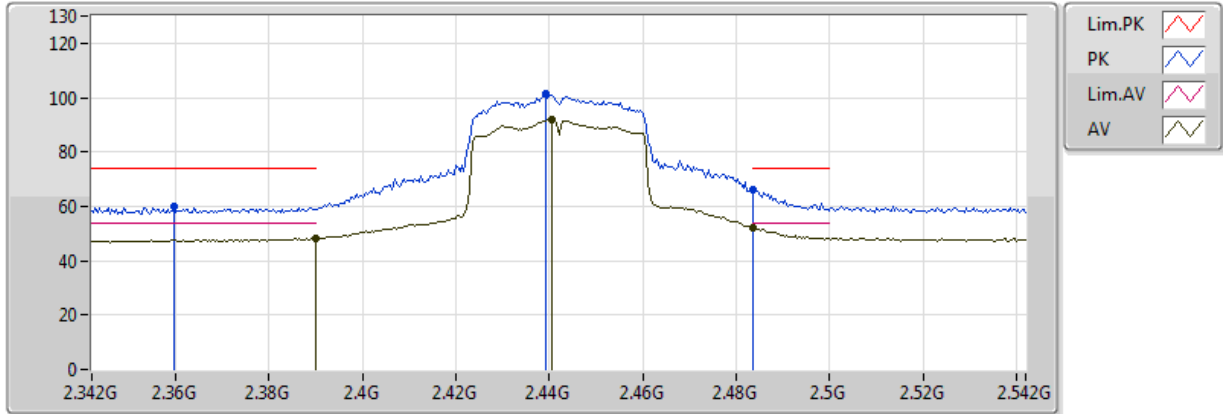


Type	Freq (Hz)	Level (dBuV/m)	Limit (dBuV/m)	Margin (dB)	Factor (dB)	Dist (m)	Condition	Azimuth (°)	Height (m)	Comments	Raw (dBuV)	AF (dB)	CL (dB)	PA (dB)
AV	3.6555G	47.45	54.00	-6.55	2.12	3	Horizontal	200	3.00	-	45.33	31.99	4.47	34.34
AV	4.87412G	34.93	54.00	-19.07	4.12	3	Horizontal	13	1.50	-	30.81	33.22	5.23	34.34
PK	3.65538G	50.36	74.00	-23.64	2.12	3	Horizontal	200	3.00	-	48.24	31.99	4.47	34.34
PK	4.88888G	45.41	74.00	-28.59	4.15	3	Horizontal	13	1.50	-	41.26	33.24	5.24	34.34

802.11n HT40_Nss1,(MCS0)_1TX

2442MHz_TX

30/04/2018

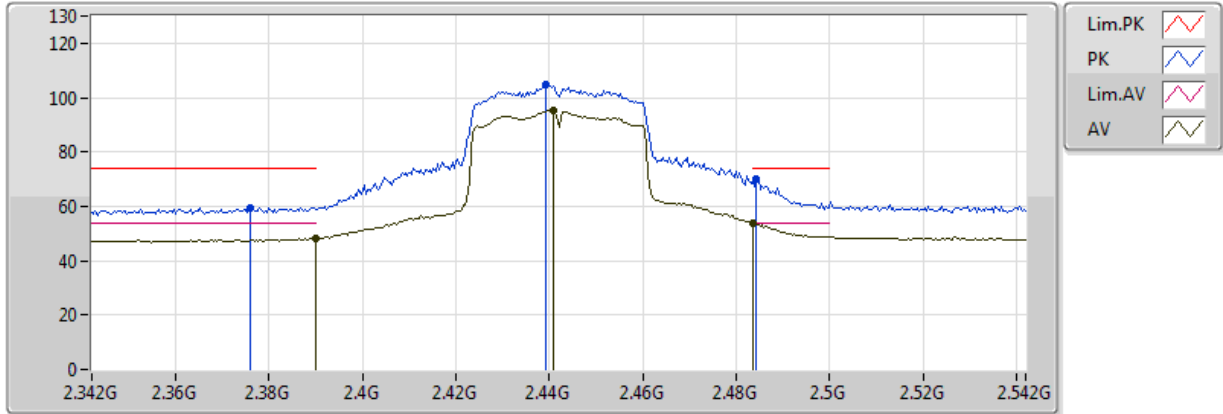


Type	Freq (Hz)	Level (dBuV/m)	Limit (dBuV/m)	Margin (dB)	Factor (dB)	Dist (m)	Condition	Azimuth (°)	Height (m)	Comments	Raw (dBuV)	AF (dB)	CL (dB)	PA (dB)
AV	2.389998G	47.99	54.00	-6.01	34.05	3	Vertical	141	1.38	-	13.94	30.47	3.58	-
AV	2.483502G	51.92	54.00	-2.08	34.07	3	Vertical	141	1.38	-	17.85	30.41	3.66	-
AV	2.4404G	92.03	Inf	-Inf	34.06	3	Vertical	141	1.38	-	57.97	30.44	3.62	-
PK	2.3596G	60.07	74.00	-13.93	34.04	3	Vertical	141	1.38	-	26.03	30.48	3.56	-
PK	2.483502G	66.23	74.00	-7.77	34.07	3	Vertical	141	1.38	-	32.16	30.41	3.66	-
PK	2.4392G	101.53	Inf	-Inf	34.06	3	Vertical	141	1.38	-	67.47	30.44	3.62	-

802.11n HT40_Nss1,(MCS0)_1TX

2442MHz_TX

30/04/2018

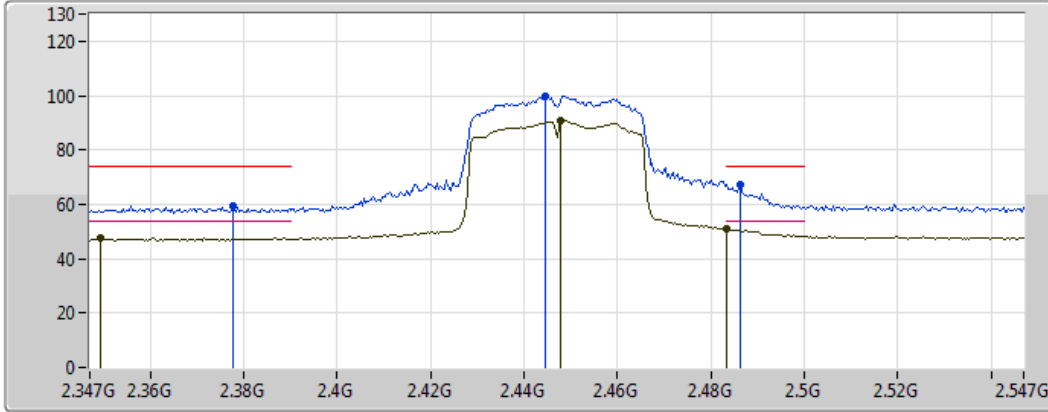






Type	Freq (Hz)	Level (dBuV/m)	Limit (dBuV/m)	Margin (dB)	Factor (dB)	Dist (m)	Condition	Azimuth (°)	Height (m)	Comments	Raw (dBuV)	AF (dB)	CL (dB)	PA (dB)
AV	2.389998G	48.14	54.00	-5.86	34.05	3	Horizontal	45	2.87	-	14.09	30.47	3.58	-
AV	2.483502G	53.57	54.00	-0.43	34.07	3	Horizontal	45	2.87	-	19.50	30.41	3.66	-
AV	2.4408G	95.34	Inf	-Inf	34.06	3	Horizontal	45	2.87	-	61.28	30.44	3.62	-
PK	2.376G	59.45	74.00	-14.55	34.04	3	Horizontal	45	2.87	-	25.41	30.47	3.57	-
PK	2.4844G	70.30	74.00	-3.70	34.07	3	Horizontal	45	2.87	-	36.23	30.41	3.66	-
PK	2.4392G	104.77	Inf	-Inf	34.06	3	Horizontal	45	2.87	-	70.71	30.44	3.62	-

802.11n HT40_Nss1,(MCS0)_1TX

2447MHz_TX

30/04/2018



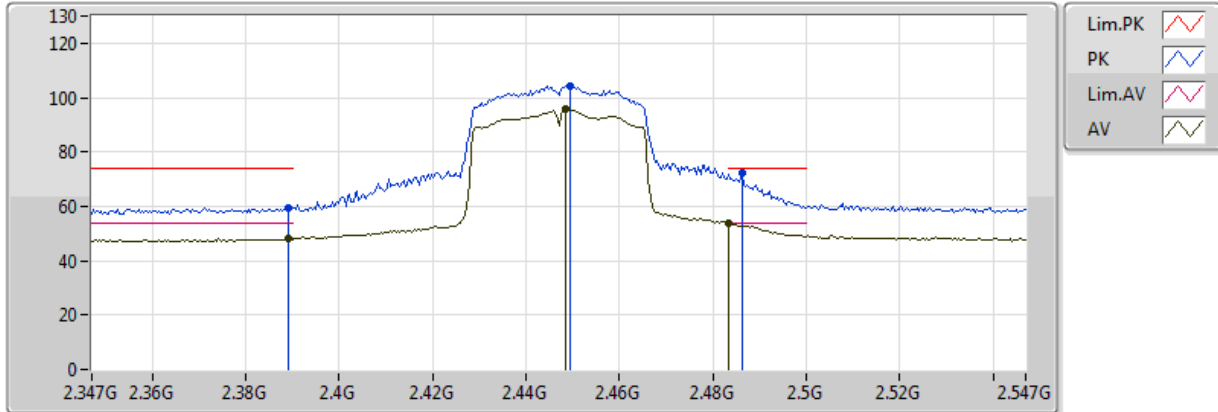
Lim.PK	
PK	
Lim.AV	
AV	

Type	Freq (Hz)	Level (dBuV/m)	Limit (dBuV/m)	Margin (dB)	Factor (dB)	Dist (m)	Condition	Azimuth (°)	Height (m)	Comments	Raw (dBuV)	AF (dB)	CL (dB)	PA (dB)
AV	2.3494G	47.44	54.00	-6.56	34.04	3	Vertical	154	1.60	-	13.40	30.49	3.55	-
AV	2.483502G	50.77	54.00	-3.23	34.07	3	Vertical	154	1.60	-	16.70	30.41	3.66	-
AV	2.4478G	90.60	Inf	-Inf	34.06	3	Vertical	154	1.60	-	56.54	30.43	3.63	-
PK	2.3778G	59.13	74.00	-14.87	34.04	3	Vertical	154	1.60	-	25.09	30.47	3.57	-
PK	2.4862G	67.52	74.00	-6.48	34.07	3	Vertical	154	1.60	-	33.45	30.41	3.66	-
PK	2.4446G	99.85	Inf	-Inf	34.06	3	Vertical	154	1.60	-	65.79	30.43	3.63	-

802.11n HT40_Nss1,(MCS0)_1TX

2447MHz_TX

30/04/2018

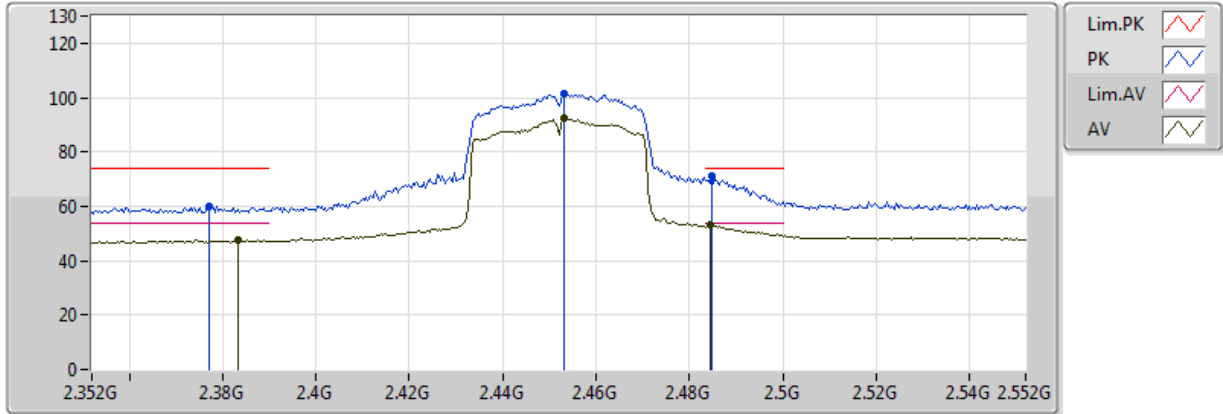


Type	Freq (Hz)	Level (dBuV/m)	Limit (dBuV/m)	Margin (dB)	Factor (dB)	Dist (m)	Condition	Azimuth (°)	Height (m)	Comments	Raw (dBuV)	AF (dB)	CL (dB)	PA (dB)
AV	2.389G	48.20	54.00	-5.80	34.05	3	Horizontal	44	1.54	-	14.15	30.47	3.58	-
AV	2.483502G	53.58	54.00	-0.42	34.07	3	Horizontal	44	1.54	-	19.51	30.41	3.66	-
AV	2.4486G	95.72	Inf	-Inf	34.06	3	Horizontal	44	1.54	-	61.66	30.43	3.63	-
PK	2.389G	59.42	74.00	-14.58	34.05	3	Horizontal	44	1.54	-	25.37	30.47	3.58	-
PK	2.4862G	72.29	74.00	-1.71	34.07	3	Horizontal	44	1.54	-	38.22	30.41	3.66	-
PK	2.4494G	104.48	Inf	-Inf	34.06	3	Horizontal	44	1.54	-	70.42	30.43	3.63	-

802.11n HT40_Nss1,(MCS0)_1TX

2452MHz_TX

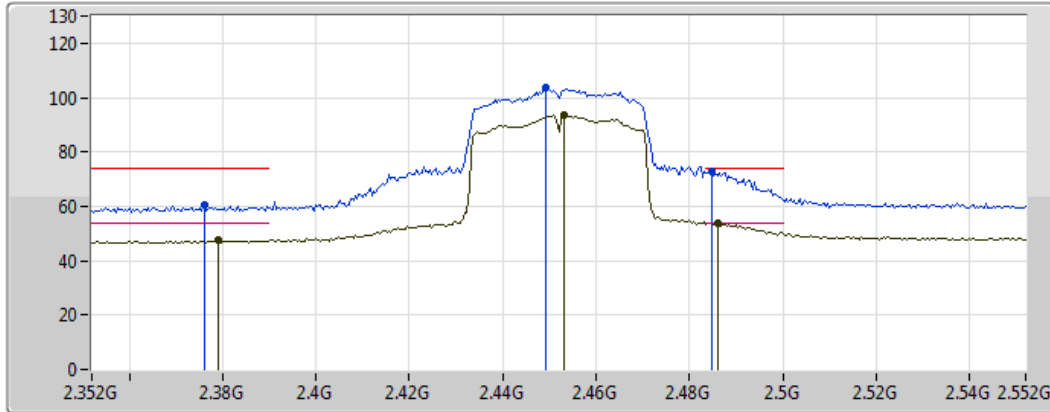
28/04/2018







Type	Freq (Hz)	Level (dBuV/m)	Limit (dBuV/m)	Margin (dB)	Factor (dB)	Dist (m)	Condition	Azimuth (°)	Height (m)	Comments	Raw (dBuV)	AF (dB)	CL (dB)	PA (dB)
AV	2.3832G	47.47	54.00	-6.53	34.71	3	Vertical	62	1.50	-	12.76	31.13	3.58	-
AV	2.4532G	92.24	Inf	-Inf	35.05	3	Vertical	62	1.50	-	57.19	31.41	3.63	-
AV	2.4844G	53.05	54.00	-0.95	35.20	3	Vertical	62	1.50	-	17.85	31.54	3.66	-
PK	2.3772G	60.08	74.00	-13.92	34.68	3	Vertical	62	1.50	-	25.40	31.11	3.57	-
PK	2.4532G	101.37	Inf	-Inf	35.05	3	Vertical	62	1.50	-	66.32	31.41	3.63	-
PK	2.4848G	71.40	74.00	-2.60	35.20	3	Vertical	62	1.50	-	36.20	31.54	3.66	-

**802.11n HT40_Nss1,(MCS0)_1TX
2452MHz_TX**

28/04/2018



Legend for the spectrum plot:

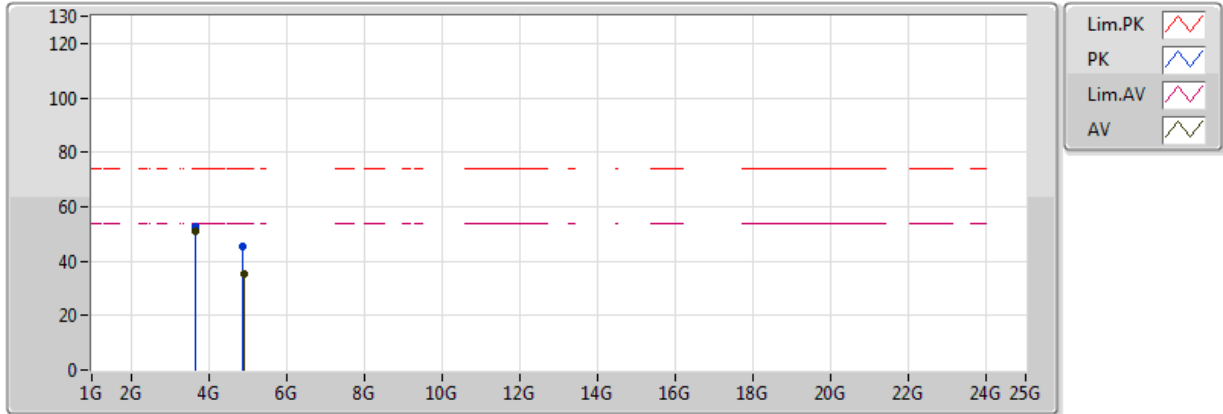
- Lim.PK 
- PK 
- Lim.AV 
- AV 

Type	Freq (Hz)	Level (dBuV/m)	Limit (dBuV/m)	Margin (dB)	Factor (dB)	Dist (m)	Condition	Azimuth (°)	Height (m)	Comments	Raw (dBuV)	AF (dB)	CL (dB)	PA (dB)
AV	2.3792G	47.43	54.00	-6.57	34.70	3	Horizontal	41	1.50	-	12.73	31.12	3.58	-
AV	2.4532G	93.58	Inf	-Inf	35.05	3	Horizontal	41	1.50	-	58.53	31.41	3.63	-
AV	2.486G	53.83	54.00	-0.17	35.20	3	Horizontal	41	1.50	-	18.63	31.54	3.66	-
PK	2.376G	60.63	74.00	-13.37	34.67	3	Horizontal	41	1.50	-	25.96	31.10	3.57	-
PK	2.4492G	103.65	Inf	-Inf	35.03	3	Horizontal	41	1.50	-	68.62	31.40	3.63	-
PK	2.4848G	72.71	74.00	-1.29	35.20	3	Horizontal	41	1.50	-	37.51	31.54	3.66	-

802.11n HT40_Nss1,(MCS0)_1TX

2452MHz_TX

30/04/2018

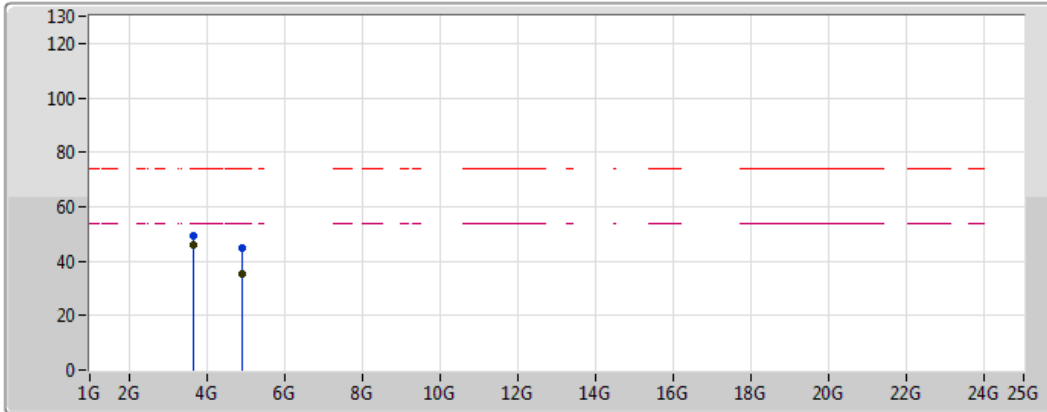


Type	Freq (Hz)	Level (dBuV/m)	Limit (dBuV/m)	Margin (dB)	Factor (dB)	Dist (m)	Condition	Azimuth (°)	Height (m)	Comments	Raw (dBuV)	AF (dB)	CL (dB)	PA (dB)
AV	3.678G	50.86	54.00	-3.14	2.16	3	Vertical	208	1.32	-	48.70	32.01	4.49	34.34
AV	4.90412G	35.21	54.00	-18.79	4.18	3	Vertical	0	1.01	-	31.03	33.27	5.25	34.34
PK	3.67794G	52.90	74.00	-21.10	2.16	3	Vertical	208	1.32	-	50.74	32.01	4.49	34.34
PK	4.89068G	45.20	74.00	-28.80	4.15	3	Vertical	0	1.01	-	41.05	33.25	5.24	34.34

802.11n HT40_Nss1,(MCS0)_1TX

2452MHz_TX

30/04/2018



Legend for the spectrum plot:

- Lim.PK: Red dashed line with a red zigzag icon
- PK: Blue solid line with a blue zigzag icon
- Lim.AV: Magenta dashed line with a magenta zigzag icon
- AV: Black solid line with a black zigzag icon

Type	Freq (Hz)	Level (dBuV/m)	Limit (dBuV/m)	Margin (dB)	Factor (dB)	Dist (m)	Condition	Azimuth (°)	Height (m)	Comments	Raw (dBuV)	AF (dB)	CL (dB)	PA (dB)
AV	3.678G	45.78	54.00	-8.22	2.16	3	Horizontal	187	2.96	-	43.62	32.01	4.49	34.34
AV	4.89764G	35.22	54.00	-18.78	4.16	3	Horizontal	332	1.50	-	31.06	33.26	5.25	34.34
PK	3.67794G	49.37	74.00	-24.63	2.16	3	Horizontal	187	2.96	-	47.21	32.01	4.49	34.34
PK	4.89806G	44.66	74.00	-29.34	4.16	3	Horizontal	332	1.50	-	40.50	33.26	5.25	34.34