



FCC Test Report

FCC ID : 2AEUPBHAFL011
Equipment : Floodlight Cam
Brand Name : RING
Model Name : 5L4C4T
Applicant : Ring LLC
1523 26th St, Santa Monica, CA 90404, USA
Manufacturer : Chicony Electronics (Dong Guan) Co.,Ltd.
San Zhong Guan Li Qu, Qingxi Town,
Dongguan City Guangdong 523651 China
Standard : 47 CFR FCC Part 15.247

The product was received on Apr. 03, 2019, and testing was started from May 01, 2019 and completed on May 16, 2019. We, SPORTON INTERNATIONAL INC. EMC & Wireless Communications Laboratory, would like to declare that the tested sample has been evaluated in accordance with the procedures given in ANSI C63.10-2013 and shown compliance with the applicable technical standards.

The report must not be used by the client to claim product certification, approval, or endorsement by TAF or any agency of government.

The test results in this report apply exclusively to the tested model / sample. Without written approval of SPORTON INTERNATIONAL INC. EMC & Wireless Communications Laboratory, the test report shall not be reproduced except in full.

Approved by: Allen Lin

SPORTON INTERNATIONAL INC. EMC & Wireless Communications Laboratory

No. 52, Huaya 1st Rd., Guishan Dist., Taoyuan City, Taiwan (R.O.C.)



Table of Contents

HISTORY OF THIS TEST REPORT3

SUMMARY OF TEST RESULT4

1 GENERAL DESCRIPTION5

1.1 Information.....5

1.2 Testing Applied Standards7

1.3 Testing Location Information7

1.4 Measurement Uncertainty7

2 TEST CONFIGURATION OF EUT.....8

2.1 Test Condition8

2.2 Test Channel Mode8

2.3 The Worst Case Measurement Configuration.....10

2.4 Support Equipment.....11

2.5 Test Setup Diagram12

3 TRANSMITTER TEST RESULT13

3.1 AC Power-line Conducted Emissions13

3.2 DTS Bandwidth.....14

3.3 Maximum Conducted Output Power15

3.4 Power Spectral Density17

3.5 Emissions in Non-restricted Frequency Bands18

3.6 Emissions in Restricted Frequency Bands.....19

4 TEST EQUIPMENT AND CALIBRATION DATA22

APPENDIX A. TEST RESULTS OF AC POWER-LINE CONDUCTED EMISSIONS

APPENDIX B. TEST RESULTS OF DTS BANDWIDTH

APPENDIX C. TEST RESULTS OF MAXIMUM CONDUCTED OUTPUT POWER

APPENDIX D. TEST RESULTS OF POWER SPECTRAL DENSITY

APPENDIX E. TEST RESULTS OF EMISSIONS IN NON-RESTRICTED FREQUENCY BANDS

APPENDIX F. TEST RESULTS OF EMISSIONS IN RESTRICTED FREQUENCY BANDS

APPENDIX G. TEST PHOTOS

PHOTOGRAPHS OF EUT V01



Summary of Test Result

Report Clause	Ref. Std. Clause	Test Items	Result (PASS/FAIL)	Remark
1.1.2	15.203	Antenna Requirement	PASS	FCC 15.203
3.1	15.207	AC Power-line Conducted Emissions	PASS	FCC 15.207
3.2	15.247(a)	DTS Bandwidth	PASS	≥500kHz
3.3	15.247(b)	Maximum Conducted Output Power	PASS	Power [dBm]: 30
3.4	15.247(e)	Power Spectral Density	PASS	PSD [dBm/3kHz]: 8
3.5	15.247(d)	Emissions in Non-restricted Frequency Bands	PASS	Non-Restricted Bands: > 30 dBc
3.6	15.247(d)	Emissions in Restricted Frequency Bands	PASS	Restricted Bands: FCC 15.209

Declaration of Conformity:

The test results with all measurement uncertainty excluded are presented in accordance with the regulation limits or requirements declared by manufacturers.

Comments and explanations:

None

Reviewed by: Sam Tsai

Report Producer: Ann Hou



1 General Description

1.1 Information

1.1.1 RF General Information

Frequency Range (MHz)	IEEE Std. 802.11	Ch. Frequency (MHz)	Channel Number
2400-2483.5	b, g, n (HT20)	2412-2462	1-11 [11]
2400-2483.5	n (HT40)	2422-2452	3-9 [7]

Band	Mode	BWch (MHz)	Nant
2.4-2.4835GHz	802.11b	20	1TX(Port 1)
2.4-2.4835GHz	802.11g	20	1TX(Port 1)
2.4-2.4835GHz	802.11n HT20	20	2TX
2.4-2.4835GHz	802.11n HT40	40	1TX(Port 1)

Note:

- ◆ 11b mode uses a combination of DSSS-DBPSK, DQPSK, CCK modulation.
- ◆ 11g, HT20 and HT40 use a combination of OFDM-BPSK, QPSK, 16QAM, 64QAM modulation.
- ◆ BWch is the nominal channel bandwidth.

1.1.2 Antenna Information

Ant.	Brand	Model Name	Antenna Type	Connector
1	WGT	Ant 1	PIFA	I-PEX
2	WGT	Ant 2	PIFA	I-PEX
3	Aristotle	Lora Ant	PIFA	I-PEX

Ant.	Port	Gain (dBi)		
		2.4G	BT	LoRa
1	1	0.89	-0.19	-
2	2	0.89	-	-
3	3	-	-	-1.19

Note 1: The EUT has three antennas.

For 2.4GHz function:

For IEEE 802.11 b/g/n mode (1TX/1RX)

Support diversity function and tested on each single chain.

For IEEE 802.11 n (HT20) mode (2TX/2RX)

Ant. 1 (port 1) and Ant. 2 (port 2) could transmit/receive simultaneously.

For BT function:

For IEEE 802.15.1 Bluetooth mode (1TX/1RX)

Ant. 2 (port 2) could transmit/receive simultaneously.



For LoRa function:

For LoRa mode (1TX/1RX)

Ant. 3 (port 3) could transmit/receive simultaneously.

1.1.3 EUT Information

Operational Condition			
EUT Power Type	From AC mains		
EUT Function	<input type="checkbox"/> Point-to-multipoint	<input checked="" type="checkbox"/> Point-to-point	
Beamforming Function	<input type="checkbox"/> With beamforming	<input checked="" type="checkbox"/> Without beamforming	
Type of EUT			
<input checked="" type="checkbox"/>	Stand-alone		
<input type="checkbox"/>	Combined (EUT where the radio part is fully integrated within another device)		
	Combined Equipment - Brand Name / Model No.:	...	
<input type="checkbox"/>	Plug-in radio (EUT intended for a variety of host systems)		
	Host System - Brand Name / Model No.:	...	
<input type="checkbox"/>	Other:		

1.1.4 Mode Test Duty Cycle

Mode	DC	DCF(dB)	T(s)	VBW(Hz) ≥ 1/T
802.11b	0.993	0.03	n/a (DC≥0.98)	n/a (DC≥0.98)
802.11g	0.962	0.17	5.405m	300
802.11n HT20	0.961	0.17	5.005m	300
802.11n HT40	0.922	0.35	2.435m	1k

Note. If DC < 0.98, the DCF was added while measuring Output power and PSD.



1.2 Testing Applied Standards

According to the specifications of the manufacturer, the EUT must comply with the requirements of the following standards:

- ◆ 47 CFR FCC Part 15
- ◆ ANSI C63.10-2013
- ◆ KDB 558074 D01 v05r02
- ◆ KDB 662911 D01 v02r01

1.3 Testing Location Information

Testing Location		
<input checked="" type="checkbox"/>	HWA YA	ADD : No. 52, Huaya 1st Rd., Guishan Dist., Taoyuan City, Taiwan (R.O.C.) TEL : 886-3-327-3456 FAX : 886-3-327-0973
Test site Designation No. TW1190 with FCC.		
<input type="checkbox"/>	JHUBEI	ADD : No.8, Ln. 724, Bo'ai St., Zhubei City, Hsinchu County, Taiwan (R.O.C.) TEL : 886-3-656-9065 FAX : 886-3-656-9085
Test site Designation No. TW0006 with FCC.		

Test Condition	Test Site No.	Test Engineer	Test Environment	Test Date
AC Conduction	CO01-HY	Jeff	24.2~24.9°C / 53.2~55.1%	01/May/2019
RF Conducted	TH06-HY	Clara	23.5~26°C / 60~61.8%	08/May/2019~15/May/2019
Radiated	03CH09-HY	Lego	22.3~23.1°C / 63.9~67.2%	07/May/2019~16/May/2019

1.4 Measurement Uncertainty

ISO/IEC 17025 requires that an estimate of the measurement uncertainties associated with the emissions test results be included in the report. The measurement uncertainties given below are based on a 95% confidence level (based on a coverage factor (k=2))

Test Items	Uncertainty	Remark
Conducted Emission (150kHz ~ 30MHz)	3.54 dB	Confidence levels of 95%
Radiated Emission (9kHz ~ 30MHz)	1.6 dB	Confidence levels of 95%
Radiated Emission (30MHz ~ 1,000MHz)	4.3 dB	Confidence levels of 95%
Radiated Emission (1GHz ~ 18GHz)	3.9 dB	Confidence levels of 95%
Radiated Emission (18GHz ~ 40GHz)	3.5 dB	Confidence levels of 95%
Conducted Emission	1.3 dB	Confidence levels of 95%
Temperature	0.7 °C	Confidence levels of 95%
Humidity	4 %	Confidence levels of 95%



2 Test Configuration of EUT

2.1 Test Condition

RF Conducted	Abbreviation	Remark
TnomVnom	Tnom	20°C
-	Vnom	120V

2.2 Test Channel Mode

Test Software	DoS

Mode	Power Setting
802.11b_Nss1,(1Mbps)_1TX(Port1)	-
2412MHz	18.75
2417MHz	19.75
2437MHz	19.75
2457MHz	19.75
2462MHz	19
802.11b_Nss1,(1Mbps)_1TX(Port2)	-
2412MHz	19
2417MHz	19.5
2437MHz	20
2457MHz	20
2462MHz	19
802.11g_Nss1,(6Mbps)_1TX(Port1)	-
2412MHz	16
2417MHz	17.75
2437MHz	20
2457MHz	17.75
2462MHz	16
802.11g_Nss1,(6Mbps)_1TX(Port2)	-
2412MHz	16.75
2417MHz	19
2437MHz	20
2457MHz	18
2462MHz	16




802.11n HT20_Nss1,(MCS0)_1TX(Port1)	-
2412MHz	16
2417MHz	17.75
2437MHz	20
2457MHz	18.25
2462MHz	16.25
802.11n HT20_Nss1,(MCS0)_1TX(Port2)	-
2412MHz	16
2417MHz	18.25
2437MHz	20
2457MHz	18
2462MHz	15
802.11n HT20_Nss2,(MCS8)_2TX	-
2412MHz	17.75
2417MHz	20
2437MHz	20
2457MHz	20
2462MHz	17
802.11n HT40_Nss1,(MCS0)_1TX(Port1)	-
2422MHz	13.25
2427MHz	13.75
2437MHz	16
2447MHz	14.5
2452MHz	13.5
802.11n HT40_Nss1,(MCS0)_1TX(Port2)	-
2422MHz	13
2427MHz	14
2437MHz	16
2447MHz	13
2452MHz	12.5

2.3 The Worst Case Measurement Configuration

The Worst Case Mode for Following Conformance Tests	
Tests Item	AC power-line conducted emissions
Condition	AC power-line conducted measurement for line and neutral
Operating Mode	CTX
1	AC mains mode

The Worst Case Mode for Following Conformance Tests	
Tests Item	DTS Bandwidth Maximum Conducted Output Power Power Spectral Density Emissions in Non-restricted Frequency Bands
Test Condition	Conducted measurement at transmit chains

The Worst Case Mode for Following Conformance Tests	
Tests Item	Emissions in Restricted Frequency Bands
Test Condition	Radiated measurement If EUT consist of multiple antenna assembly (multiple antenna are used in EUT regardless of spatial multiplexing MIMO configuration), the radiated test should be performed with highest antenna gain of each antenna type.
Operating Mode < 1GHz	CTX
1	AC mains mode
Operating Mode > 1GHz	CTX
Orthogonal Planes of EUT	Y Plane 
Worst Planes of EUT	V

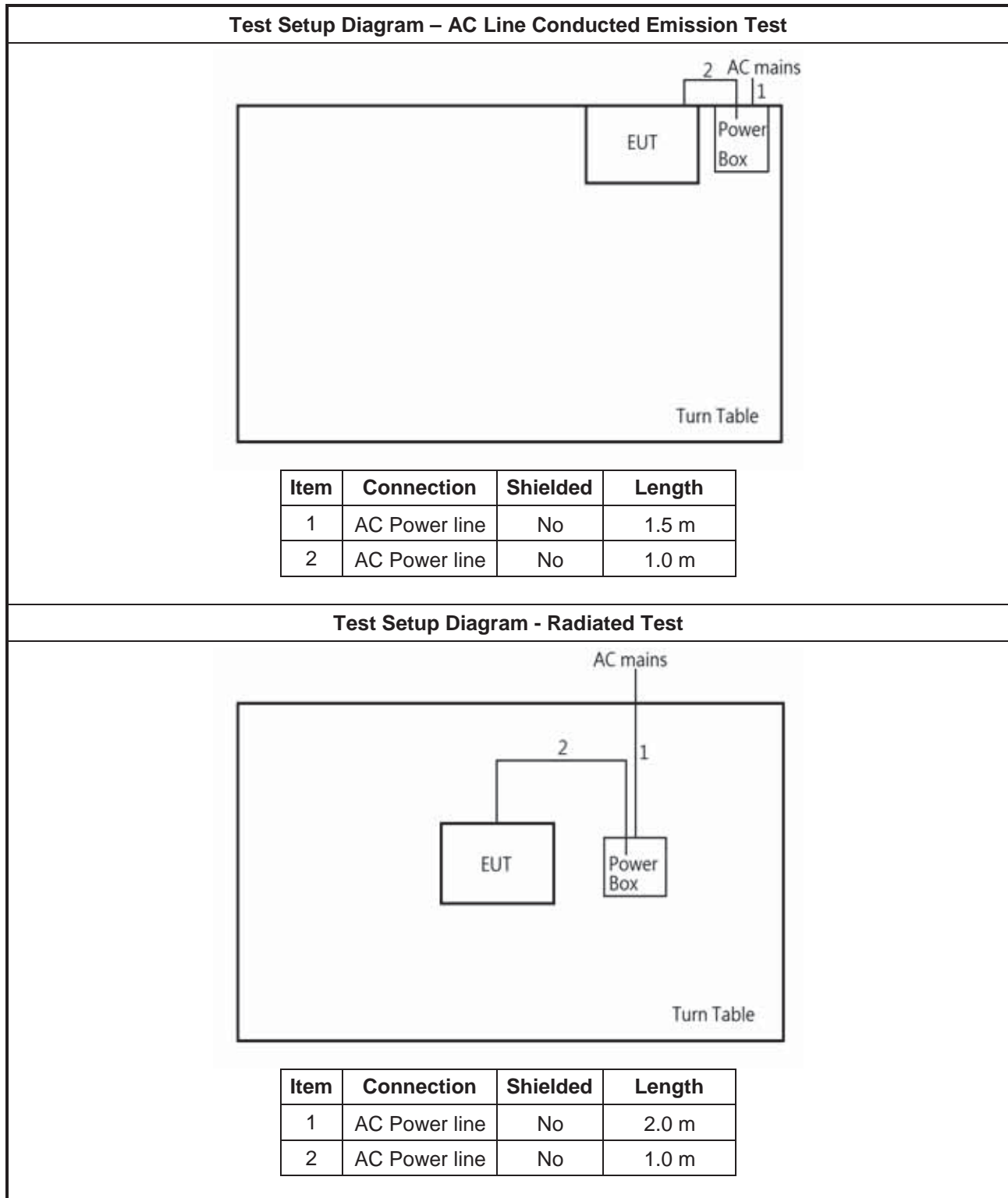
The Worst Case Mode for Following Conformance Tests	
Tests Item	Simultaneous Transmission Analysis
Operating Mode	CTX
1	LoRa + WLAN 2.4GHz
2	LoRa + Bluetooth
Refer to Sporton Test Report No.: FA940231 for Co-location RF Exposure Evaluation.	



2.4 Support Equipment

Support Equipment - RF Conducted				
No.	Equipment	Brand Name	Model Name	FCC ID
1	Notebook	DELL	E5410	DoC
2	Adapter for Notebook	DELL	HA65NM130	DoC

2.5 Test Setup Diagram



3 Transmitter Test Result

3.1 AC Power-line Conducted Emissions

3.1.1 AC Power-line Conducted Emissions Limit

AC Power-line Conducted Emissions Limit		
Frequency Emission (MHz)	Quasi-Peak	Average
0.15-0.5	66 - 56 *	56 - 46 *
0.5-5	56	46
5-30	60	50

Note 1: * Decreases with the logarithm of the frequency.

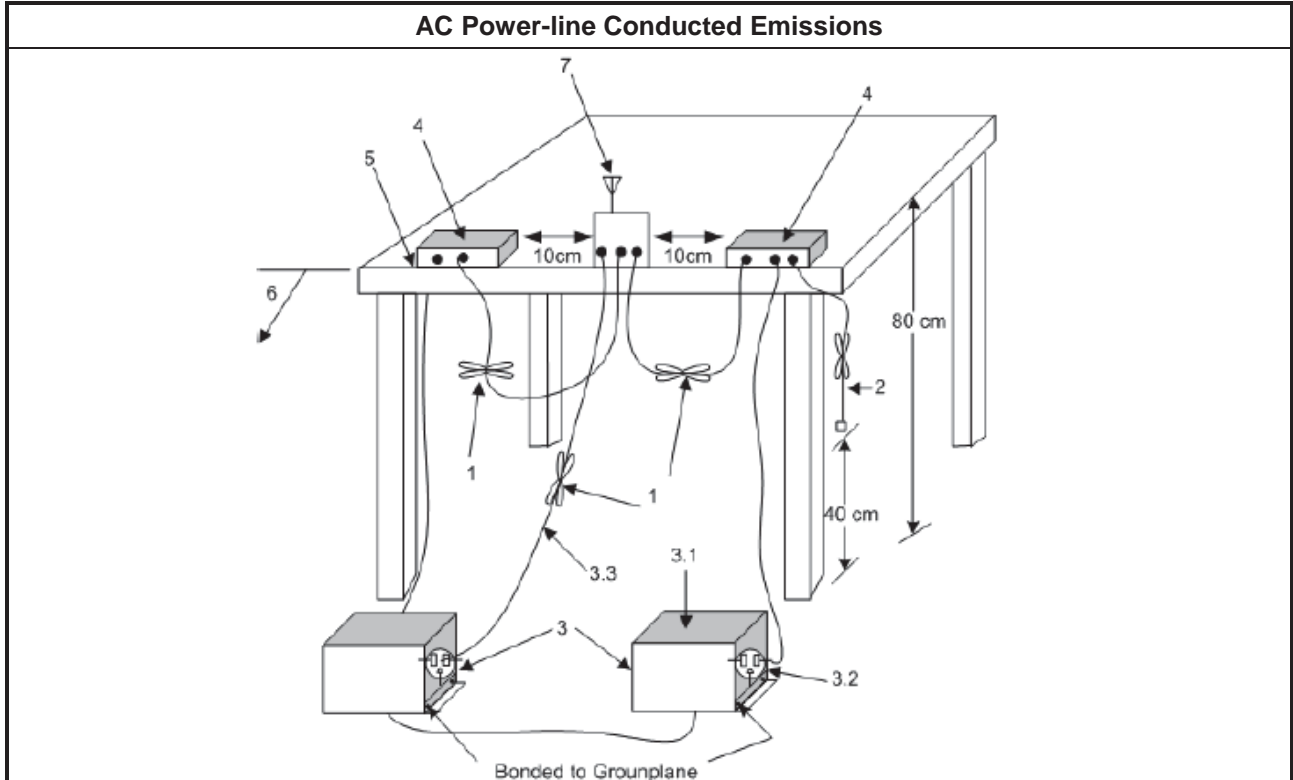
3.1.2 Measuring Instruments

Refer a test equipment and calibration data table in this test report.

3.1.3 Test Procedures

Test Method
<input checked="" type="checkbox"/> Refer as ANSI C63.10-2013, clause 6.2 for AC power-line conducted emissions.

3.1.4 Test Setup



3.1.5 Test Result of AC Power-line Conducted Emissions

Refer as Appendix A

3.2 DTS Bandwidth

3.2.1 6dB Bandwidth Limit

6dB Bandwidth Limit
Systems using digital modulation techniques:
<ul style="list-style-type: none"> ▪ 6 dB bandwidth \geq 500 kHz.

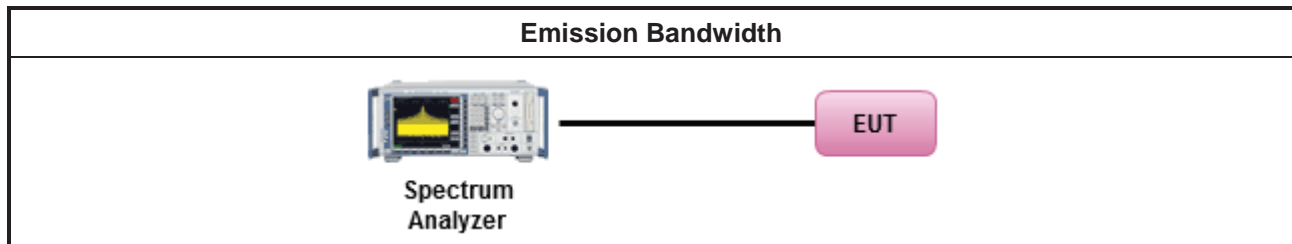
3.2.2 Measuring Instruments

Refer a test equipment and calibration data table in this test report.

3.2.3 Test Procedures

Test Method	
<ul style="list-style-type: none"> ▪ For the emission bandwidth shall be measured using one of the options below: 	
<input checked="" type="checkbox"/>	Refer as KDB 558074. clause 8.2 (11.8 of ANSI C63.10) DTS bandwidth measurement.
<input type="checkbox"/>	Refer as RSS-Gen, clause 6.7 for for occupied bandwidth testing.
<input type="checkbox"/>	Refer as ANSI C63.10, clause 6.9.3 for occupied bandwidth testing.

3.2.4 Test Setup



3.2.5 Test Result of Emission Bandwidth

Refer as Appendix B



3.3 Maximum Conducted Output Power

3.3.1 Maximum Conducted Output Power Limit

Maximum Conducted Output Power Limit	
	<ul style="list-style-type: none"> ▪ If $G_{TX} \leq 6$ dBi, then $P_{Out} \leq 30$ dBm (1 W)
	<ul style="list-style-type: none"> ▪ Point-to-multipoint systems (P2M): If $G_{TX} > 6$ dBi, then $P_{Out} = 30 - (G_{TX} - 6)$ dBm
	<ul style="list-style-type: none"> ▪ Point-to-point systems (P2P): If $G_{TX} > 6$ dBi, then $P_{Out} = 30 - (G_{TX} - 6)/3$ dBm
	<ul style="list-style-type: none"> ▪ Smart antenna system (SAS):
	<ul style="list-style-type: none"> - Single beam: If $G_{TX} > 6$ dBi, then $P_{Out} = 30 - (G_{TX} - 6)/3$ dBm
	<ul style="list-style-type: none"> - Overlap beam: If $G_{TX} > 6$ dBi, then $P_{Out} = 30 - (G_{TX} - 6)/3$ dBm
	<ul style="list-style-type: none"> - Aggregate power on all beams: If $G_{TX} > 6$ dBi, then $P_{Out} = 30 - (G_{TX} - 6)/3 + 8$ dB dBm
e.i.r.p. Power Limit:	
	<ul style="list-style-type: none"> ▪ 2400-2483.5 MHz Band
	<ul style="list-style-type: none"> ▪ Point-to-multipoint systems (P2M): $P_{eirp} \leq 36$ dBm (4 W)
	<ul style="list-style-type: none"> ▪ Point-to-point systems (P2P): $P_{eirp} \leq \text{MAX}(36, [P_{Out} + G_{TX}])$ dBm
	<ul style="list-style-type: none"> ▪ Smart antenna system (SAS)
	<ul style="list-style-type: none"> - Single beam: $P_{eirp} \leq \text{MAX}(36, P_{Out} + G_{TX})$ dBm
	<ul style="list-style-type: none"> - Overlap beam: $P_{eirp} \leq \text{MAX}(36, P_{Out} + G_{TX})$ dBm
	<ul style="list-style-type: none"> - Aggregate power on all beams: $P_{eirp} \leq \text{MAX}(36, [P_{Out} + G_{TX} + 8])$ dBm
P_{Out} = maximum peak conducted output power or maximum conducted output power in dBm, G_{TX} = the maximum transmitting antenna directional gain in dBi.	

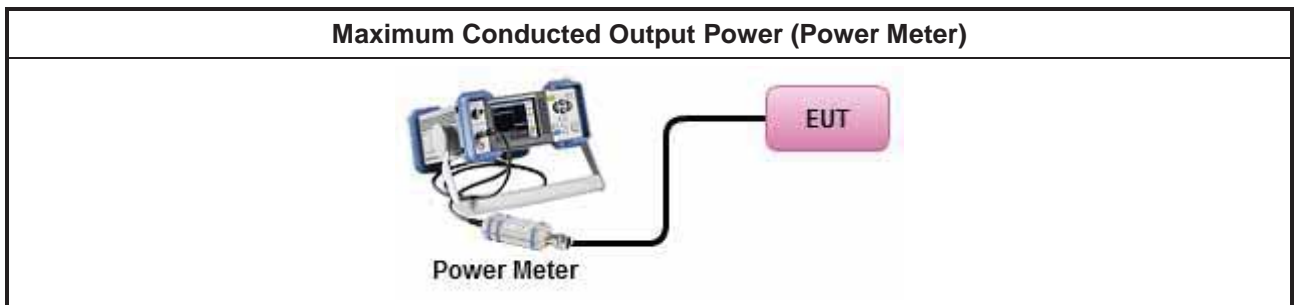
3.3.2 Measuring Instruments

Refer a test equipment and calibration data table in this test report.

3.3.3 Test Procedures

Test Method	
<ul style="list-style-type: none"> ▪ Maximum Peak Conducted Output Power 	
<input type="checkbox"/>	Refer as KDB 558074, clause 8.3.1.1 (11.9.1.1 of ANSI C63.10) RBW ≥ EBW method.
<input type="checkbox"/>	Refer as KDB 558074, clause 8.3.1.2 (11.9.1.2 of ANSI C63.10) integrated band power method.
<input type="checkbox"/>	Refer as KDB 558074, clause 8.3.1.3 (11.9.1.3 of ANSI C63.10) peak power meter.
<ul style="list-style-type: none"> ▪ Maximum Average Conducted Output Power 	
<input type="checkbox"/>	Refer as KDB 558074, clause 8.3.2.2 (11.9.2.2 of ANSI C63.10) using a spectrum analyzer.
<input checked="" type="checkbox"/>	Refer as KDB 558074, clause 8.3.2.3 (11.9.2.3 of ANSI C63.10) using a power meter.
<ul style="list-style-type: none"> ▪ For conducted measurement. 	
<ul style="list-style-type: none"> ▪ If the EUT supports multiple transmit chains using options given below: Refer as KDB 662911, In-band power measurements. Using the measure-and-sum approach, measured all transmit ports individually. Sum the power (in linear power units e.g., mW) of all ports for each individual sample and save them. 	
<ul style="list-style-type: none"> ▪ If multiple transmit chains, EIRP calculation could be following as methods: $P_{total} = P_1 + P_2 + \dots + P_n$ (calculated in linear unit [mW] and transfer to log unit [dBm]) $EIRP_{total} = P_{total} + DG$ 	

3.3.4 Test Setup



3.3.5 Test Result of Maximum Conducted Output Power

Refer as Appendix C

3.4 Power Spectral Density

3.4.1 Power Spectral Density Limit

Power Spectral Density Limit
<ul style="list-style-type: none"> ▪ Power Spectral Density (PSD) \leq 8 dBm/3kHz

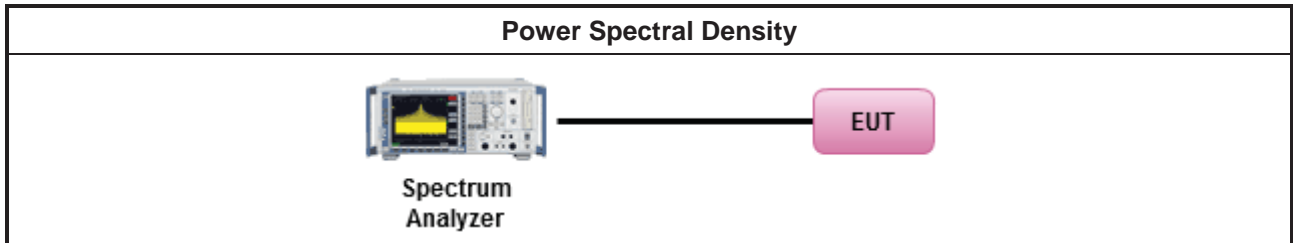
3.4.2 Measuring Instruments

Refer a test equipment and calibration data table in this test report.

3.4.3 Test Procedures

Test Method
<ul style="list-style-type: none"> ▪ Peak power spectral density procedures that the same method as used to determine the conducted output power. If maximum peak conducted output power was measured to demonstrate compliance to the output power limit, then the peak PSD procedure below (Method PKPSD) shall be used. If maximum conducted output power was measured to demonstrate compliance to the output power limit, then one of the average PSD procedures shall be used, as applicable based on the following criteria (the peak PSD procedure is also an acceptable option).
<input checked="" type="checkbox"/> Refer as KDB 558074, clause 8.4 (11.10 of ANSI C63.10) Method PKPSD.
<ul style="list-style-type: none"> ▪ For conducted measurement.
<ul style="list-style-type: none"> ▪ If The EUT supports multiple transmit chains using options given below:
<ul style="list-style-type: none"> ▪ Measure and sum the spectra across the outputs. Refer as KDB 662911, In-band power spectral density (PSD). Sample all transmit ports simultaneously using a spectrum analyzer for each transmit port. Where the trace bin-by-bin of each transmit port summing can be performed. (i.e., in the first spectral bin of output 1 is summed with that in the first spectral bin of output 2 and that from the first spectral bin of output 3, and so on up to the NTX output to obtain the value for the first frequency bin of the summed spectrum.). Add up the amplitude (power) values for the different transmit chains and use this as the new data trace.

3.4.4 Test Setup



3.4.5 Test Result of Power Spectral Density

Refer as Appendix D

3.5 Emissions in Non-restricted Frequency Bands

3.5.1 Emissions in Non-restricted Frequency Bands Limit

Un-restricted Band Emissions Limit	
RF output power procedure	Limit (dB)
Peak output power procedure	20
Average output power procedure	30

Note 1: If the peak output power procedure is used to measure the fundamental emission power to demonstrate compliance to requirements, then the peak conducted output power measured within any 100 kHz outside the authorized frequency band shall be attenuated by at least 20 dB relative to the maximum measured in-band peak PSD level.

Note 2: If the average output power procedure is used to measure the fundamental emission power to demonstrate compliance to requirements, then the power in any 100 kHz outside of the authorized frequency band shall be attenuated by at least 30 dB relative to the maximum measured in-band average PSD level.

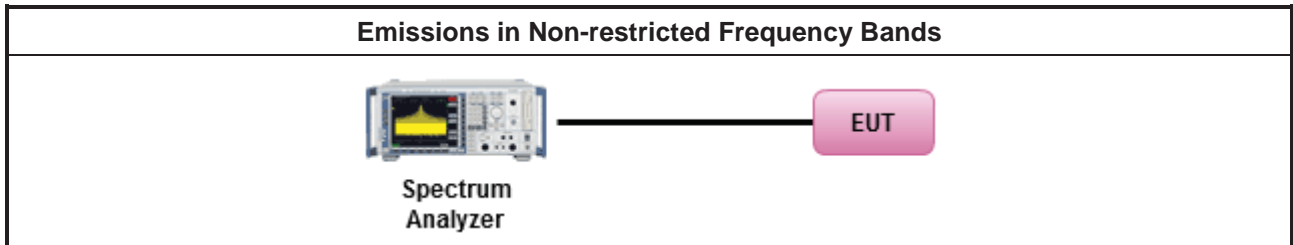
3.5.2 Measuring Instruments

Refer a test equipment and calibration data table in this test report.

3.5.3 Test Procedures

Test Method
<ul style="list-style-type: none"> Refer as KDB 558074, clause 8.5 (11.11 of ANSI C63.10) for non-restricted frequency bands.

3.5.4 Test Setup



3.5.5 Test Result of Emissions in Non-restricted Frequency Bands

Refer as Appendix E



3.6 Emissions in Restricted Frequency Bands

3.6.1 Emissions in Restricted Frequency Bands Limit

Restricted Band Emissions Limit			
Frequency Range (MHz)	Field Strength (uV/m)	Field Strength (dBuV/m)	Measure Distance (m)
0.009~0.490	2400/F(kHz)	48.5 - 13.8	300
0.490~1.705	24000/F(kHz)	33.8 - 23	30
1.705~30.0	30	29	30
30~88	100	40	3
88~216	150	43.5	3
216~960	200	46	3
Above 960	500	54	3

Note 1: Test distance for frequencies at or above 30 MHz, measurements may be performed at a distance other than the limit distance provided they are not performed in the near field and the emissions to be measured can be detected by the measurement equipment. When performing measurements at a distance other than that specified, the results shall be extrapolated to the specified distance using an extrapolation factor of 20 dB/decade (inverse of linear distance for field-strength measurements, inverse of linear distance-squared for power-density measurements).

Note 2: Test distance for frequencies at below 30 MHz, measurements may be performed at a distance closer than the EUT limit distance; however, an attempt should be made to avoid making measurements in the near field. When performing measurements below 30 MHz at a closer distance than the limit distance, the results shall be extrapolated to the specified distance by either making measurements at a minimum of two or more distances on at least one radial to determine the proper extrapolation factor or by using the square of an inverse linear distance extrapolation factor (40 dB/decade). The test report shall specify the extrapolation method used to determine compliance of the EUT.

Note 3: Using the distance of 1m during the test for above 18 GHz, and the test value to correct for the distance factor at 3m.

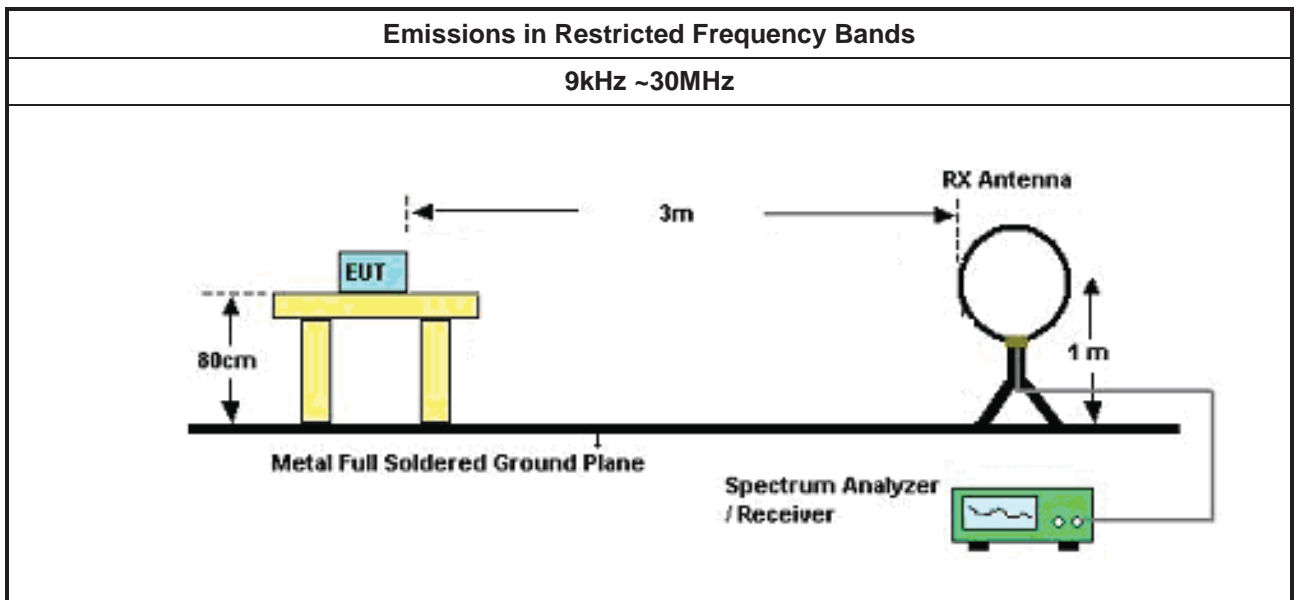
3.6.2 Measuring Instruments

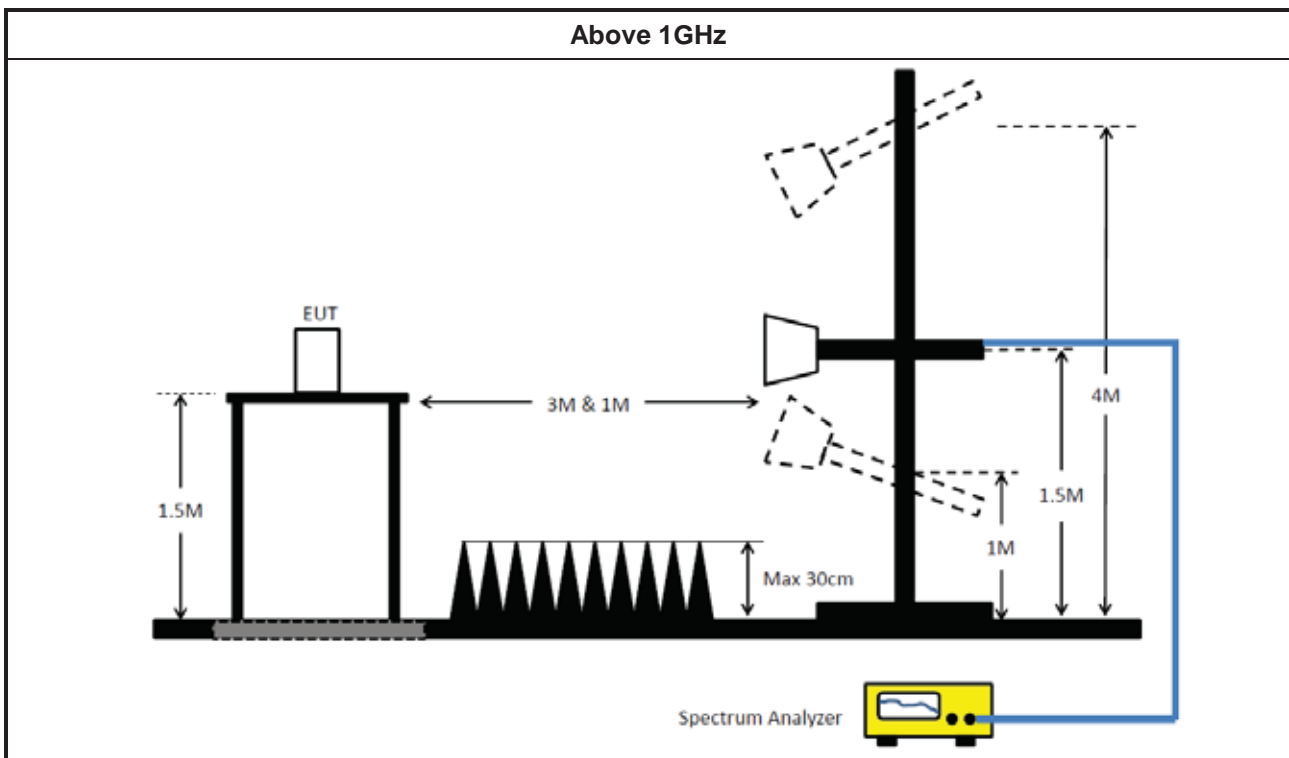
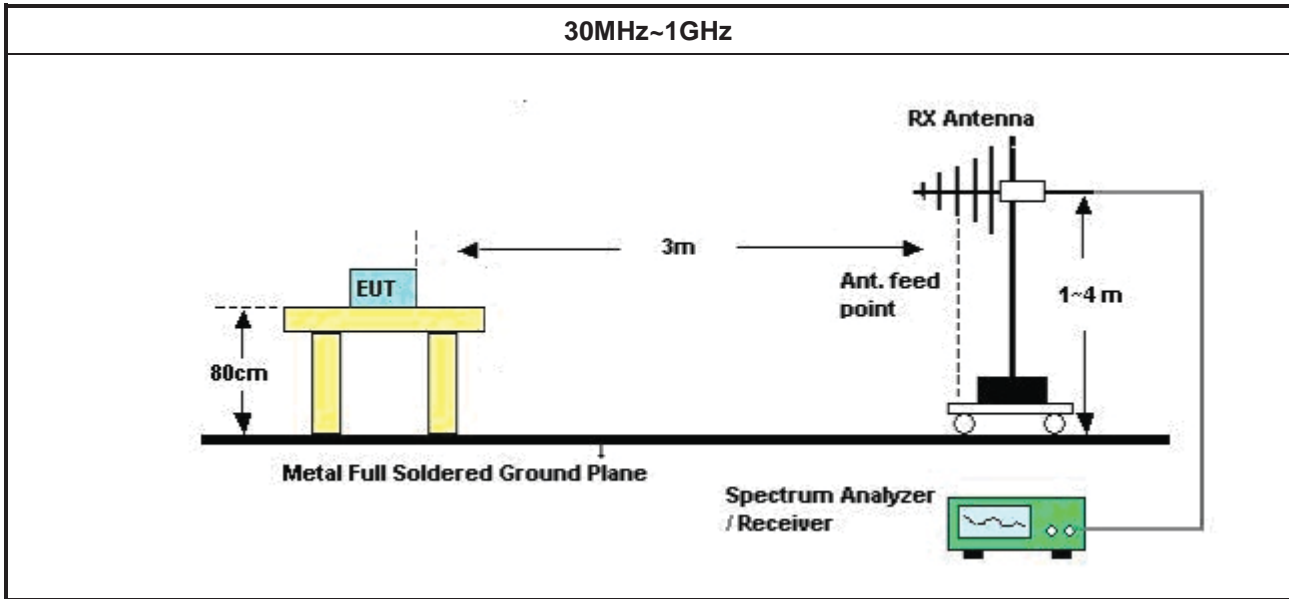
Refer a test equipment and calibration data table in this test report.

3.6.3 Test Procedures

Test Method	
<ul style="list-style-type: none"> The average emission levels shall be measured in [duty cycle \geq 98 or duty factor]. 	
<ul style="list-style-type: none"> Refer as ANSI C63.10, clause 6.10.3 band-edge testing shall be performed at the lowest frequency channel and highest frequency channel within the allowed operating band. 	
<ul style="list-style-type: none"> For the transmitter unwanted emissions shall be measured using following options below: 	
	<ul style="list-style-type: none"> Refer as KDB 558074, clause 8.6 (11.12 of ANSI C63.10) for restricted frequency bands.
<ul style="list-style-type: none"> For the transmitter band-edge emissions shall be measured using following options below: 	
	<ul style="list-style-type: none"> Refer as KDB 558074 clause 8.7.1, When the performing peak or average radiated measurements, emissions within 2 MHz of the authorized band edge may be measured using the marker-delta method described below.
	<ul style="list-style-type: none"> Refer as KDB 558074, clause 8.7.2 (6.10.6 of ANSI C63.10) for marker-delta method for band-edge measurements.
	<ul style="list-style-type: none"> Refer as KDB 558074, clause 8.7.3 for narrower resolution bandwidth (100kHz) using the band power and summing the spectral levels (i.e., 1 MHz).
<ul style="list-style-type: none"> Use the following spectrum analyzer settings: 	
	<ul style="list-style-type: none"> Set RBW=100 kHz for $f < 1$ GHz; VBW=3 * RBW; Sweep = auto; Detector function = peak; Trace = max hold.
	<ul style="list-style-type: none"> Set RBW = 1 MHz, VBW= 3MHz for $f \geq 1$ GHz for peak measurement. For average measurement, refer as 1.1.4.

3.6.4 Test Setup





3.6.5 Test Result of Emissions in Restricted Frequency Bands (Below 30MHz)

The amplitude of spurious emissions which are attenuated by more than 20dB below the permissible value has no need to be reported.

3.6.6 Test Result of Emissions in Restricted Frequency Bands

Refer as Appendix F



4 Test Equipment and Calibration Data

Instrument for AC Conduction

Instrument	Manufacturer	Model No.	Serial No.	Spec.	Calibration Date	Calibration Due Date
EMC Receiver	R&S	ESR3	102052	9kHz ~ 3.6GHz	09/Apr/2019	08/Apr/2020
LISN	R&S	ENV 216	101274	9kHz ~ 30MHz	12/Jun/2018	11/Jun/2019
RF Cable-CON	MTJ	RG142	CB001-CO	9kHz ~ 30MHz	17/Sep/2018	16/Sep/2019
AC POWER	APC	AFC-11003G	F308010045	47Hz~63Hz 5~300V	NCR	NCR
Impuls Begrenzer Pulse Limiter	SCHWARZBECK	VTSD 9561F	9495	9kHz ~ 30MHz	11/Oct/2018	10/Oct/2019

NCR : Non-Calibration Require

Instrument for Conducted Test

Instrument	Manufacturer	Model No.	Serial No.	Spec.	Calibration Date	Calibration Due Date
Spectrum Analyzer	R&S	FSV 40	101500	10Hz~40GHz	18/Jul/2018	17/Jul/2019
Power Sensor	Anritsu	MA2411B	1339407	300MHz ~ 40GHz	17/Nov/2018	16/Nov/2019
Power Meter	Anritsu	ML2495A	1517010	300MHz ~ 40GHz	17/Nov/2018	16/Nov/2019
Cable 0.2m	HUBER	MY10710/4	RF Cable - 01	30MHz ~18G	10/Jan/2019	09/Jan/2020
Cable 0.2m	HUBER	MY10711/4	RF Cable - 02	30MHz ~18G	10/Jan/2019	09/Jan/2020
Cable 0.5m	HUBER	MY39470/4	RF Cable - 29	30MHz ~18G	10/Jan/2019	09/Jan/2020
SMB100A Signal Generator	R&S	SMB100A03	181147	100kHz~40GHz	12/Nov/2018	10/Nov/2020

**Instrument for Radiated Test**

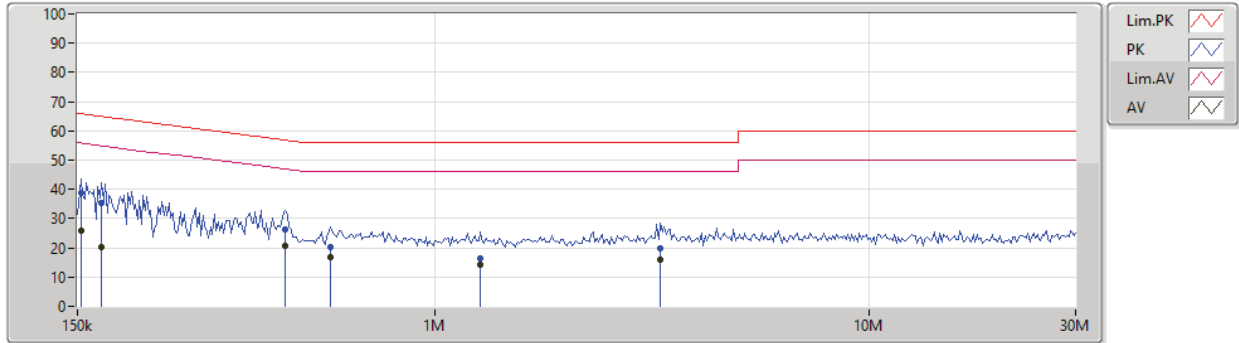
Instrument	Manufacturer	Model No.	Serial No.	Spec.	Calibration Date	Calibration Due Date
3m Semi Anechoic Chamber	TDK	SAC-3M	03CH09-HY	30MHz ~ 1GHz	23/Apr/2018	22/Apr/2019
3m Semi Anechoic Chamber	TDK	SAC-3M	03CH09-HY	30MHz ~ 1GHz	30/Mar/2019	29/Mar/2020
3m Semi Anechoic Chamber	TDK	SAC-3M	03CH09-HY	1GHz ~ 18GHz	14/Jun/2018	13/Jun/2019
Microwave Preamplifier	Agilent	8449B	3008A02326	1GHz ~ 26.5GHz	03/Jul/2018	02/Jul/2019
Amplifier	EMC	EMC9135	980232	9KHz~1GHz	27/Apr/2018	26/Apr/2019
Amplifier	EMC	EMC9135	980232	9KHz~1GHz	22/Apr/2019	21/Apr/2020
EMI Test Receiver	R&S	ESR3	102052	9kHz ~ 3.6GHz	09/Apr/2019	08/Apr/2020
EXA Signal Analyzer	KEYSIGHT	N9010A	MY54200885	10Hz ~ 44GHz	31/Jul/2018	30/Jul/2019
Bilog Antenna & 5dB Attenuator	TESEQ & MTJ	CBL6111D & MTJ6102-05	35418 / 3	30MHz~1GHz	02/Oct/2018	03/Oct/2019
Double Ridged Guide Horn Antenna	SCHWARZBECK	BBHA 9120 D	BBHA9120 D 1534	1GHz~18GHz	09/Mar/2019	08/Mar/2020
Loop Antenna	TESEQ	HLA 6120	31244	9k-30MHz	29/Mar/2018	28/Mar/2019
Loop Antenna	TESEQ	HLA 6120	31244	9k-30MHz	15/Mar/2019	14/Mar/2020
LF-CABLE-20190218	Jye Bao	RG142	CB028	9kHz ~ 1GHz	18/Feb/2019	17/Feb/2020
RF Cable-high	HUBER+SUHNER	SUCOFLEX104	SN 556626/4 + 556627	1GHz ~ 40GHz	03/Mar/2019	02/Mar/2020



AC Power-line Conducted Emissions Result

Operating Mode	1	Power Phase	Neutral
Operating Function	AC mains mode		

01/05/2019



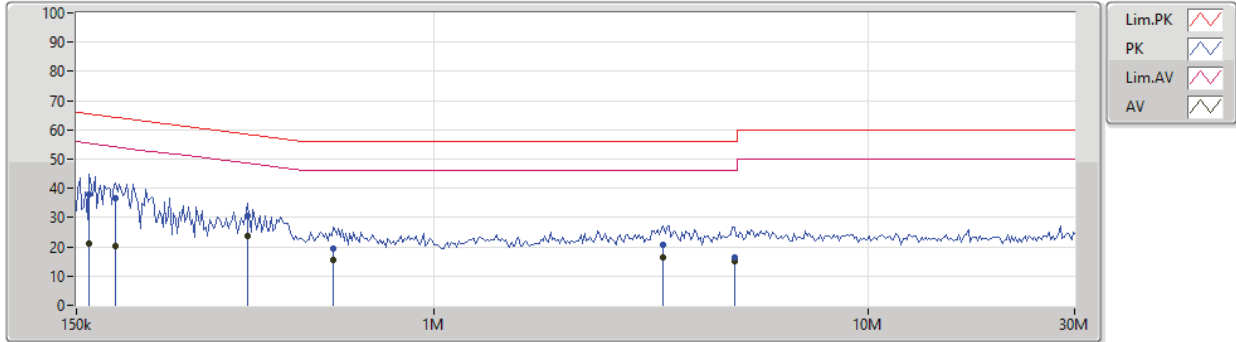
Type	Freq (Hz)	Level (dBuV)	Limit (dBuV)	Margin (dB)	Factor (dB)	Condition	Comment	Raw (dBuV)	LISN (dB)	CL (dB)	AT (dB)
QP	153.015k	38.83	65.83	-27.00	19.52	Neutral	-	19.31	9.65	0.01	9.86
AV	153.015k	25.97	55.83	-29.86	19.52	Neutral	-	6.45	9.65	0.01	9.86
QP	170.714k	35.27	64.93	-29.66	19.52	Neutral	-	15.75	9.65	0.01	9.86
AV	170.714k	20.23	54.93	-34.70	19.52	Neutral	-	0.71	9.65	0.01	9.86
QP	452.651k	26.43	56.82	-30.39	19.51	Neutral	-	6.92	9.64	0.01	9.86
AV	452.651k	20.73	46.82	-26.09	19.51	Neutral	"Worst"	1.22	9.64	0.01	9.86
QP	574.747k	20.25	56.00	-35.75	19.51	Neutral	-	0.74	9.64	0.01	9.86
AV	574.747k	16.66	46.00	-29.34	19.51	Neutral	-	-2.85	9.64	0.01	9.86
QP	1.274M	16.25	56.00	-39.75	19.52	Neutral	-	-3.27	9.64	0.02	9.86
AV	1.274M	14.10	46.00	-31.90	19.52	Neutral	-	-5.42	9.64	0.02	9.86
QP	3.312M	19.78	56.00	-36.22	19.58	Neutral	-	0.20	9.66	0.04	9.88
AV	3.312M	16.07	46.00	-29.93	19.58	Neutral	-	-3.51	9.66	0.04	9.88



AC Power-line Conducted Emissions Result

Operating Mode	1	Power Phase	Line
Operating Function	AC mains mode		

01/05/2019



Type	Freq (Hz)	Level (dBuV)	Limit (dBuV)	Margin (dB)	Factor (dB)	Condition	Comment	Raw (dBuV)	LISN (dB)	CL (dB)	AT (dB)
QP	160.82k	37.72	65.43	-27.71	19.48	Line	-	18.24	9.61	0.01	9.86
AV	160.82k	21.25	55.43	-34.18	19.48	Line	-	1.77	9.61	0.01	9.86
QP	184.859k	36.50	64.26	-27.76	19.48	Line	-	17.02	9.61	0.01	9.86
AV	184.859k	20.13	54.26	-34.13	19.48	Line	-	0.65	9.61	0.01	9.86
QP	370.968k	30.64	58.49	-27.85	19.48	Line	-	11.16	9.61	0.01	9.86
AV	370.968k	23.50	48.49	-24.99	19.48	Line	"Worst"	4.02	9.61	0.01	9.86
QP	586.299k	19.54	56.00	-36.46	19.48	Line	-	0.06	9.61	0.01	9.86
AV	586.299k	15.55	46.00	-30.45	19.48	Line	-	-3.93	9.61	0.01	9.86
QP	3.378M	20.54	56.00	-35.46	19.55	Line	-	0.99	9.63	0.04	9.88
AV	3.378M	16.21	46.00	-29.79	19.55	Line	-	-3.34	9.63	0.04	9.88
QP	4.931M	16.46	56.00	-39.54	19.57	Line	-	-3.11	9.64	0.05	9.88
AV	4.931M	14.94	46.00	-31.06	19.57	Line	-	-4.63	9.64	0.05	9.88



Summary

Mode	Max-N dB (Hz)	Max-OBW (Hz)	ITU-Code	Min-N dB (Hz)	Min-OBW (Hz)
2.4-2.4835GHz	-	-	-	-	-
802.11b_Nss1,(1Mbps)_1TX	10.075M	15.317M	15M3G1D	9.55M	14.843M
802.11b_Nss1,(1Mbps)_1TX(Port2)	10.05M	15.117M	15M1G1D	10.025M	14.843M
802.11g_Nss1,(6Mbps)_1TX	15.05M	24.613M	24M6D1D	13.15M	16.292M
802.11g_Nss1,(6Mbps)_1TX(Port2)	14.975M	23.213M	23M2D1D	13.15M	16.317M
802.11n HT20_Nss1,(MCS0)_1TX	15.3M	24.988M	25M0D1D	13.725M	17.466M
802.11n HT20_Nss1,(MCS0)_1TX(Port2)	15M	24.288M	24M3D1D	14.8M	17.466M
802.11n HT20_Nss2,(MCS8)_2TX	15.075M	17.666M	17M7D1D	14.375M	17.441M
802.11n HT40_Nss1,(MCS0)_1TX	35.05M	35.932M	35M9D1D	27.35M	35.582M
802.11n HT40_Nss1,(MCS0)_1TX(Port2)	35.05M	35.932M	35M9D1D	31.05M	35.582M

Max-N dB = Maximum 6dB down bandwidth; Max-OBW = Maximum 99% occupied bandwidth;
 Min-N dB = Minimum 6dB down bandwidth; Min-OBW = Minimum 99% occupied bandwidth;

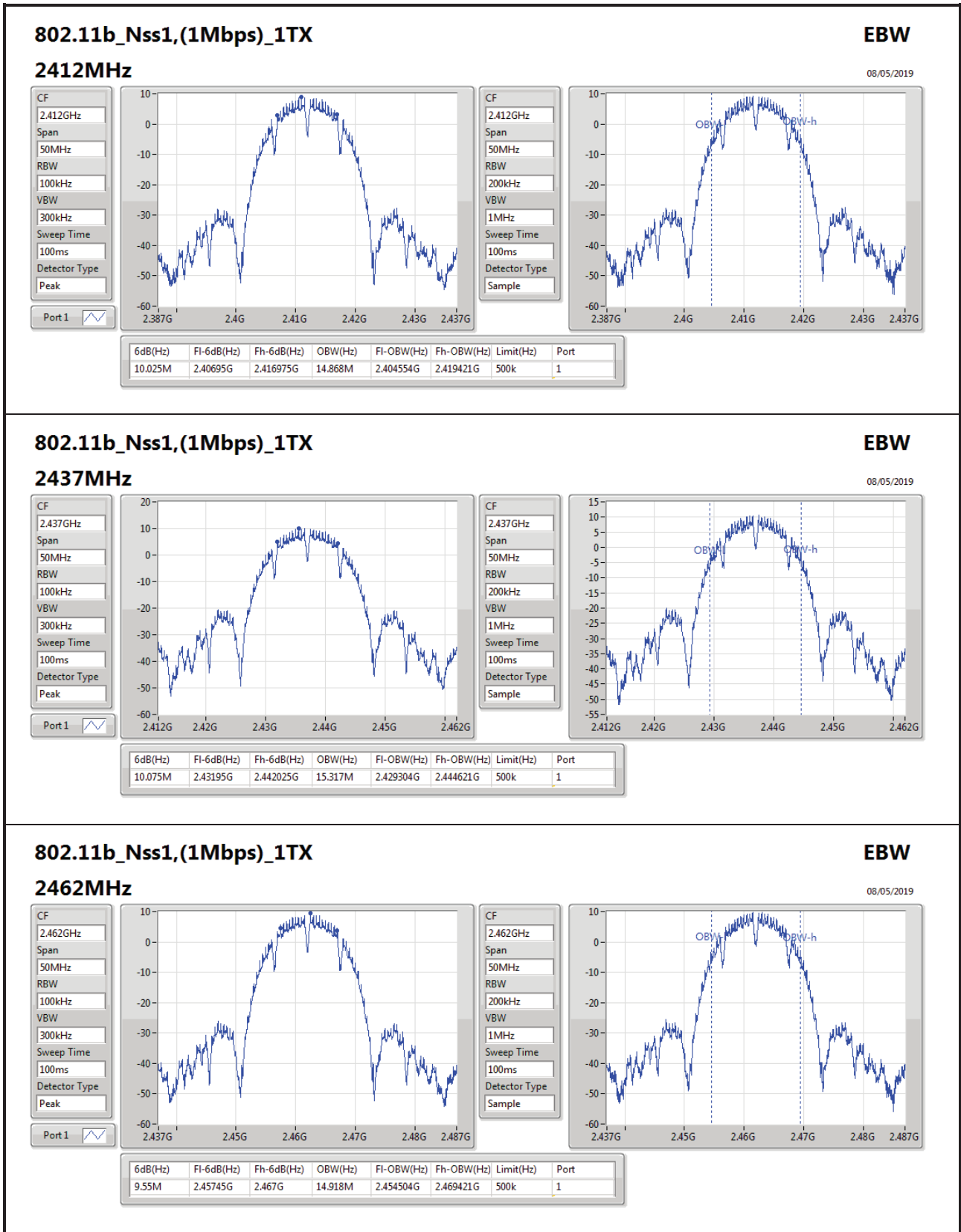
Result

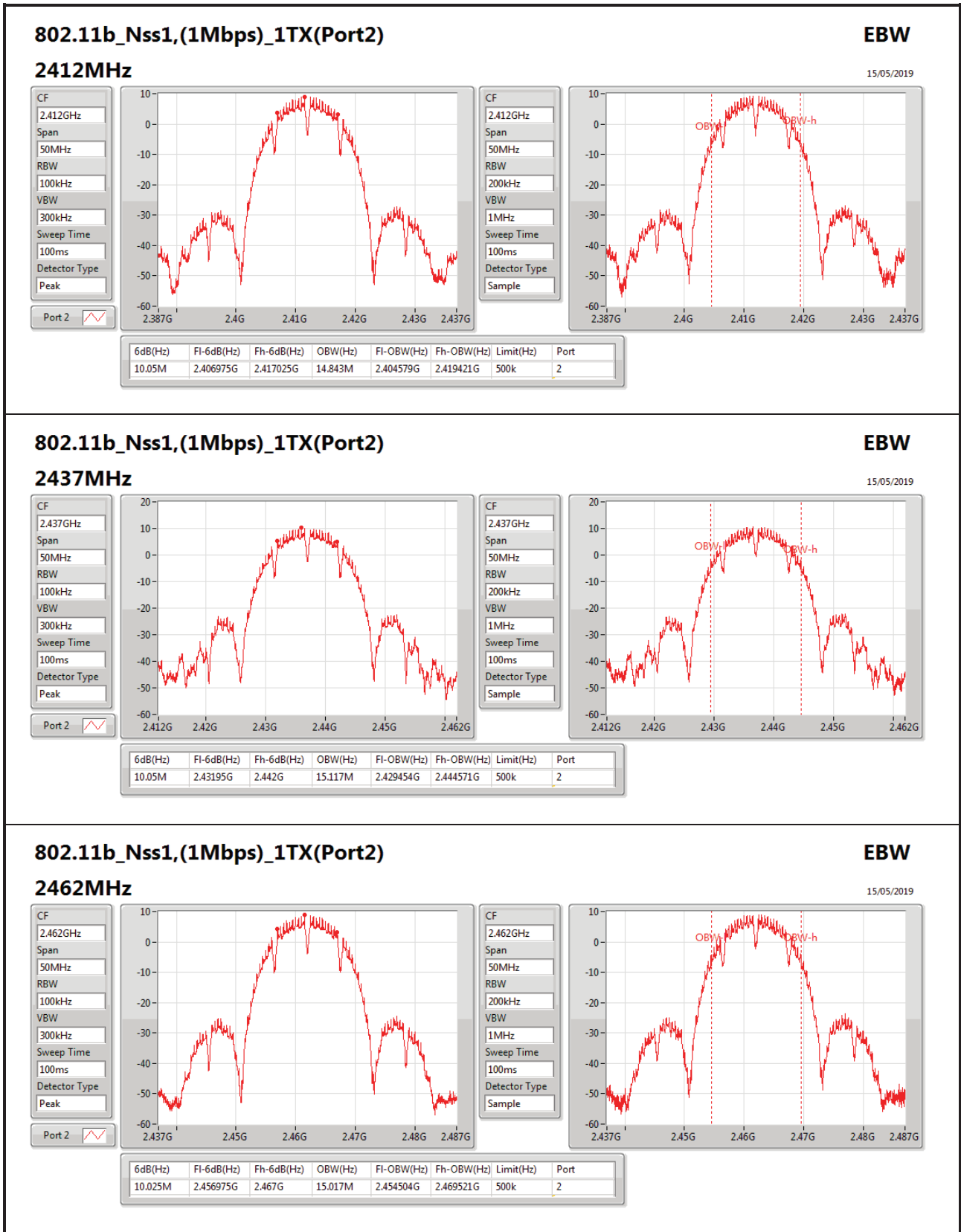
Mode	Result	Llimit (Hz)	Port 1-N dB (Hz)	Port 1-OBW (Hz)	Port 2-N dB (Hz)	Port 2-OBW (Hz)
802.11b_Nss1,(1Mbps)_1TX	-	-	-	-	-	-
2412MHz_TnomVnom	Pass	500k	10.025M	14.868M		
2417MHz_TnomVnom						
2437MHz_TnomVnom	Pass	500k	10.075M	15.317M		
2457MHz_TnomVnom						
2462MHz_TnomVnom	Pass	500k	9.55M	14.918M		
802.11b_Nss1,(1Mbps)_1TX(Port2)	-	-	-	-	-	-
2412MHz_TnomVnom	Pass	500k			10.05M	14.843M
2417MHz_TnomVnom						
2437MHz_TnomVnom	Pass	500k			10.05M	15.117M
2457MHz_TnomVnom						
2462MHz_TnomVnom	Pass	500k			10.025M	15.017M
802.11g_Nss1,(6Mbps)_1TX	-	-	-	-	-	-
2412MHz_TnomVnom	Pass	500k	15.05M	16.292M		
2417MHz_TnomVnom						
2437MHz_TnomVnom	Pass	500k	14.95M	24.613M		
2457MHz_TnomVnom						
2462MHz_TnomVnom	Pass	500k	15.05M	16.367M		
802.11g_Nss1,(6Mbps)_1TX(Port2)	-	-	-	-	-	-
2412MHz_TnomVnom	Pass	500k			14.975M	16.392M
2417MHz_TnomVnom						
2437MHz_TnomVnom	Pass	500k			14.15M	23.213M
2457MHz_TnomVnom						
2462MHz_TnomVnom	Pass	500k			13.15M	16.317M
802.11n HT20_Nss1,(MCS0)_1TX	-	-	-	-	-	-
2412MHz_TnomVnom	Pass	500k	14.075M	17.491M		
2417MHz_TnomVnom						
2437MHz_TnomVnom	Pass	500k	15.3M	24.988M		
2457MHz_TnomVnom						

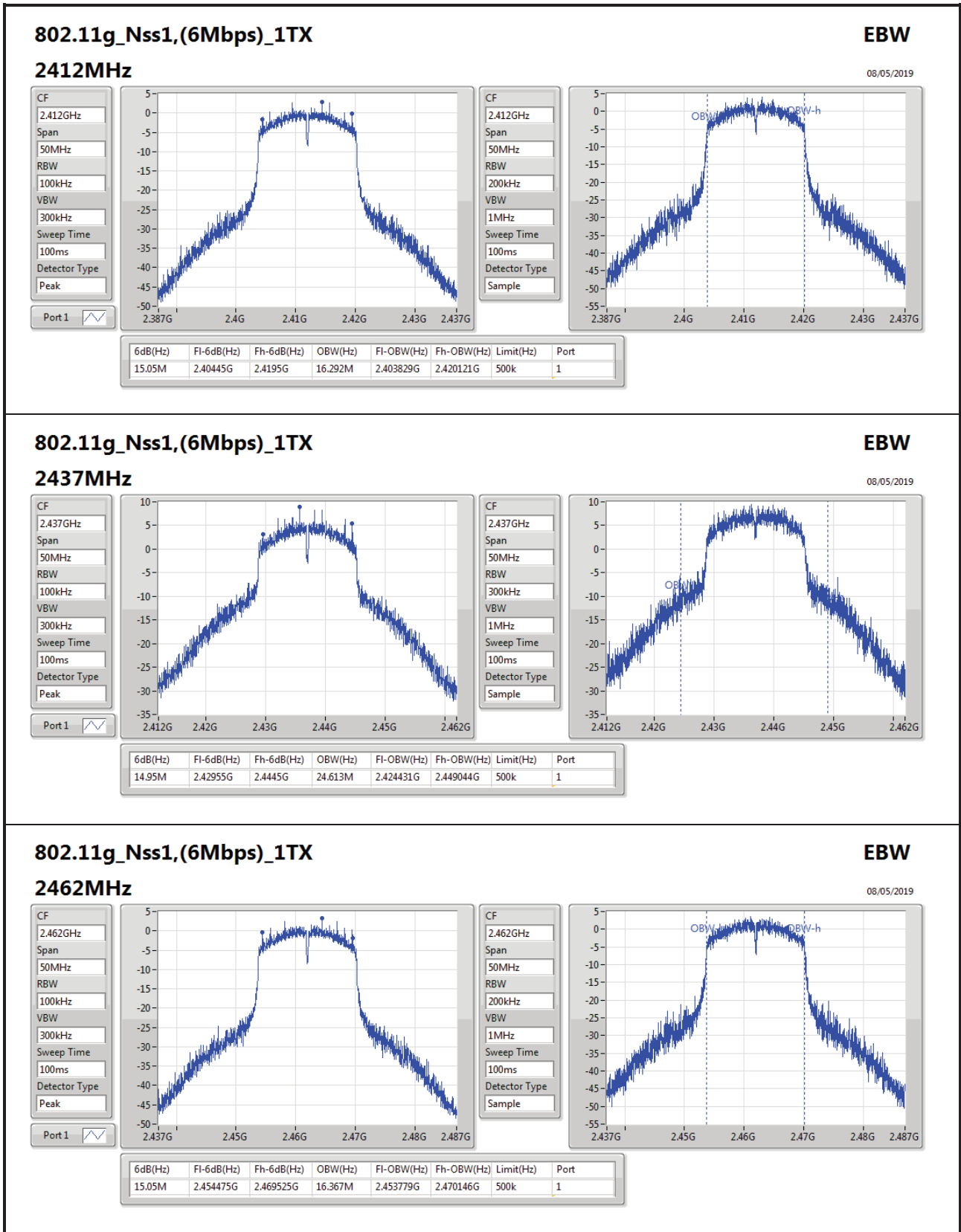


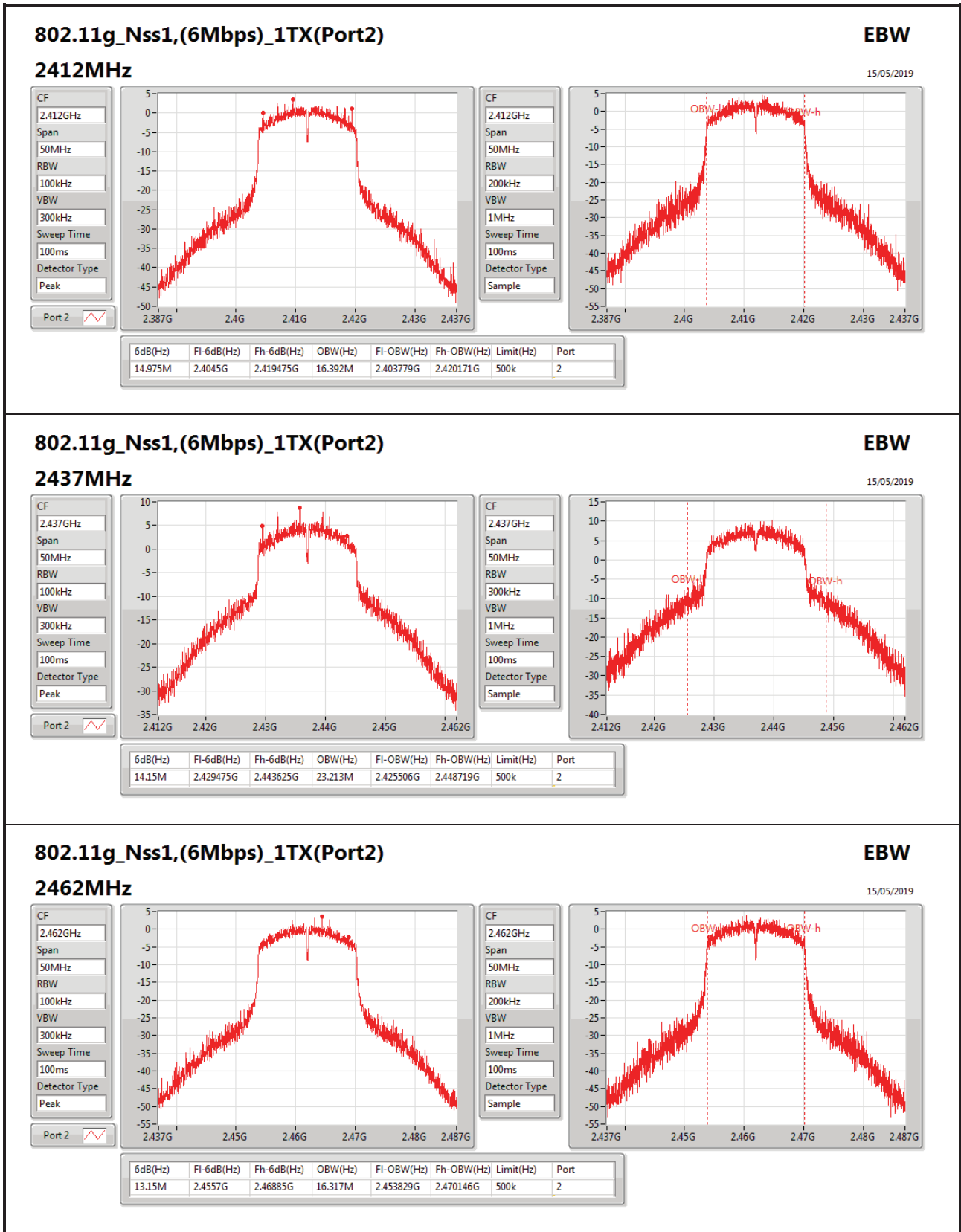
Mode	Result	Limit (Hz)	Port 1-N dB (Hz)	Port 1-OBW (Hz)	Port 2-N dB (Hz)	Port 2-OBW (Hz)
2462MHz_TnomVnom	Pass	500k	13.725M	17.516M		
802.11n HT20_Nss1,(MCS0)_1TX(Port2)	-	-	-	-	-	-
2412MHz_TnomVnom	Pass	500k			14.8M	17.491M
2417MHz_TnomVnom						
2437MHz_TnomVnom	Pass	500k			15M	24.288M
2457MHz_TnomVnom						
2462MHz_TnomVnom	Pass	500k			15M	17.466M
802.11n HT20_Nss2,(MCS8)_2TX	-	-	-	-	-	-
2412MHz_TnomVnom	Pass	500k	15.05M	17.441M	14.375M	17.441M
2417MHz_TnomVnom						
2437MHz_TnomVnom	Pass	500k	15.075M	17.666M	15.05M	17.641M
2457MHz_TnomVnom						
2462MHz_TnomVnom	Pass	500k	15M	17.441M	15.05M	17.466M
802.11n HT40_Nss1,(MCS0)_1TX	-	-	-	-	-	-
2422MHz_TnomVnom	Pass	500k	27.55M	35.632M		
2427MHz_TnomVnom						
2437MHz_TnomVnom	Pass	500k	29.05M	35.882M		
2447MHz_TnomVnom						
2452MHz_TnomVnom	Pass	500k	27.35M	35.732M		
802.11n HT40_Nss1,(MCS0)_1TX(Port2)	-	-	-	-	-	-
2422MHz_TnomVnom	Pass	500k			32.55M	35.582M
2427MHz_TnomVnom						
2437MHz_TnomVnom	Pass	500k			31.05M	35.932M
2447MHz_TnomVnom						
2452MHz_TnomVnom	Pass	500k			35.05M	35.682M

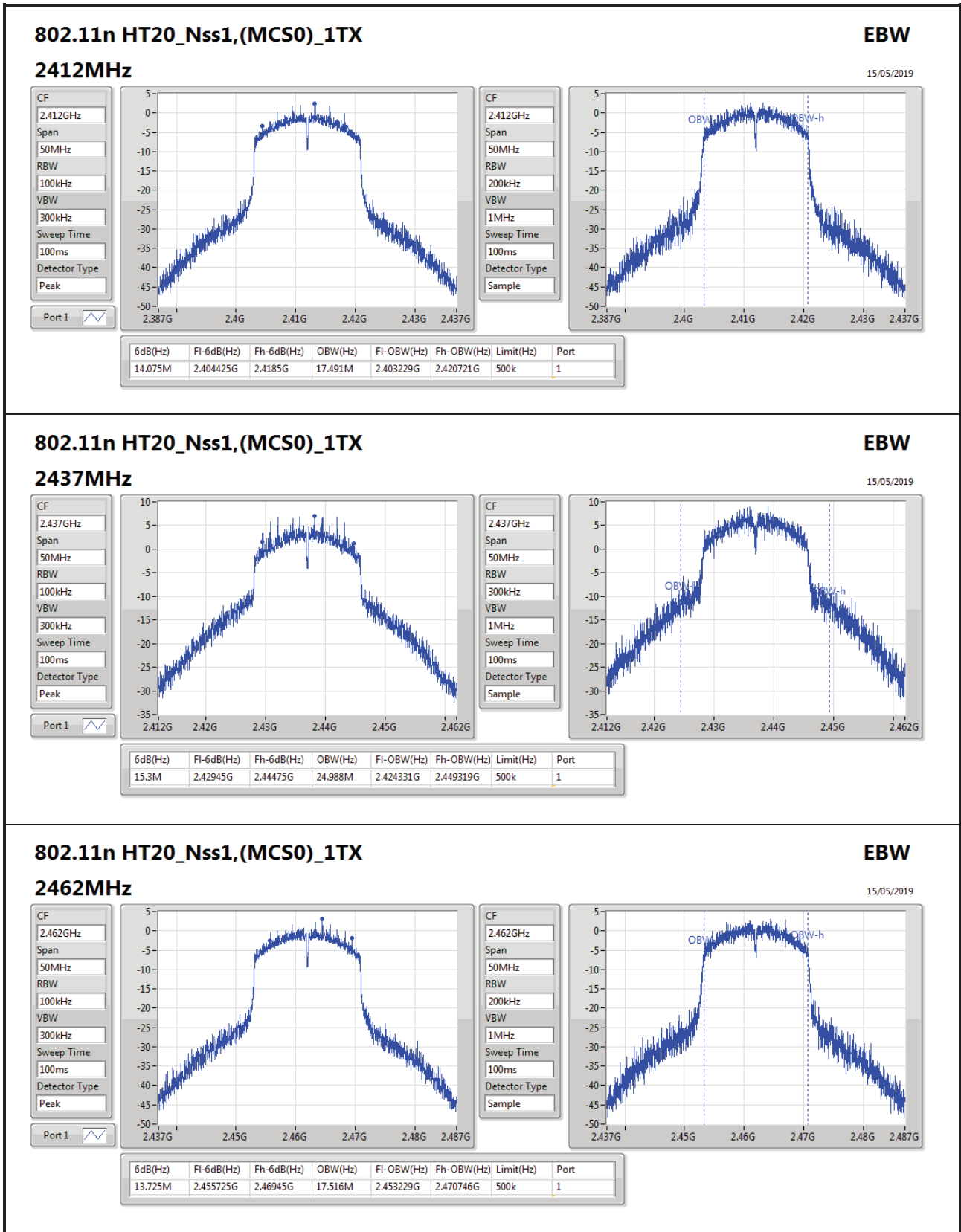
Port X-N dB = Port X 6dB down bandwidth; **Port X-OBW** = Port X 99% occupied bandwidth;

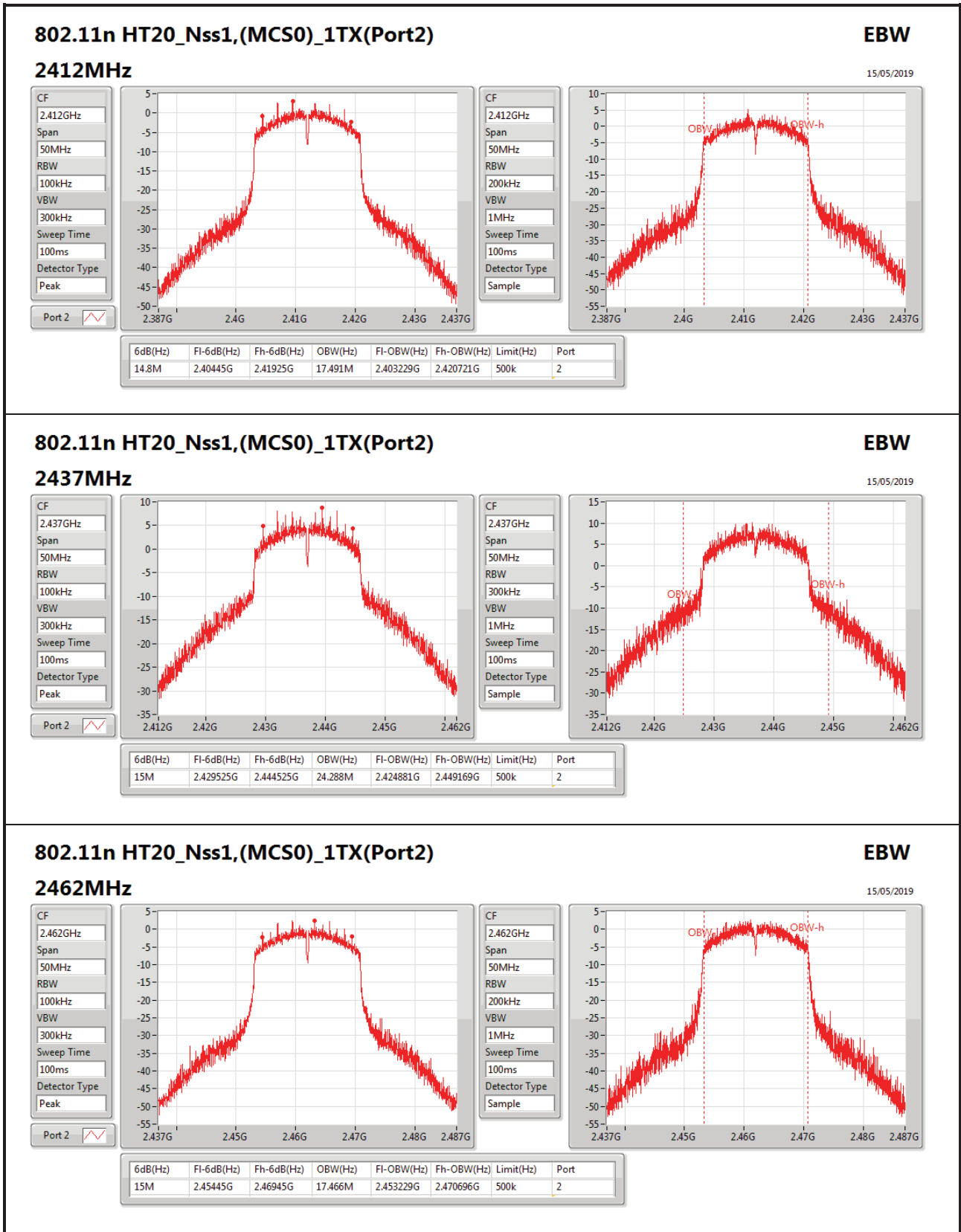


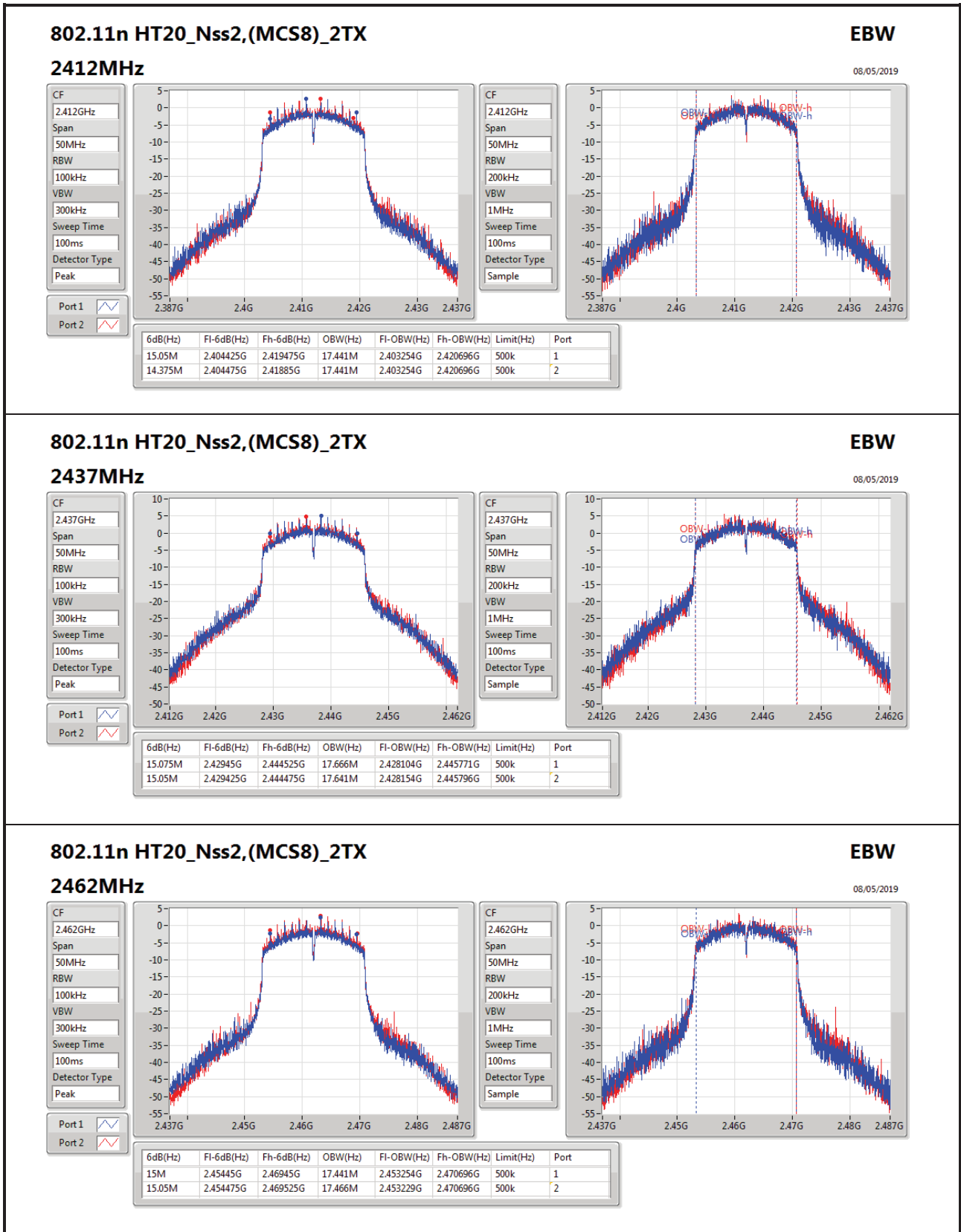


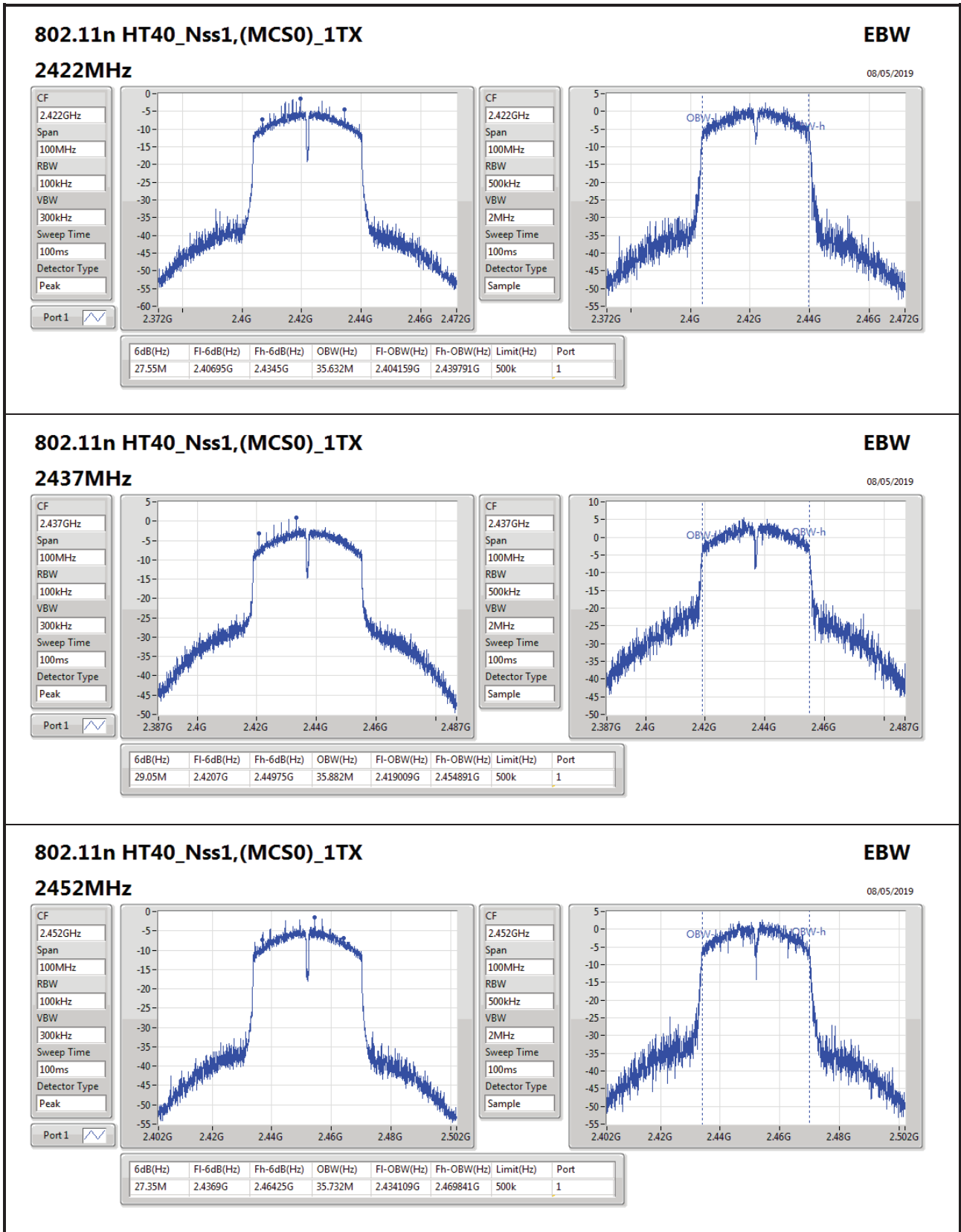


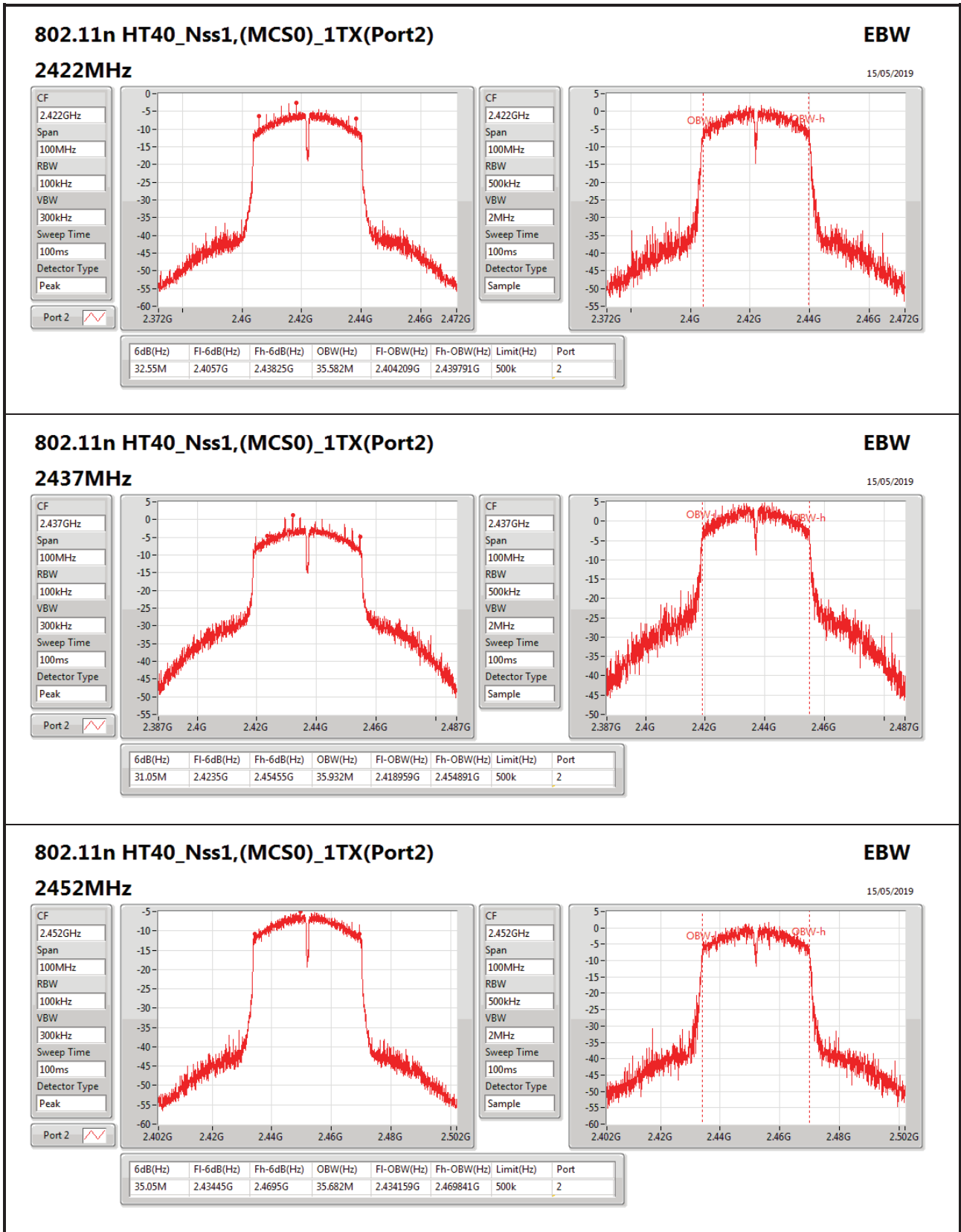














Summary

Mode	Total Power (dBm)	Total Power (W)
2.4-2.4835GHz	-	-
802.11b_Nss1,(1Mbps)_1TX	20.57	0.11402
802.11b_Nss1,(1Mbps)_1TX(Port2)	20.57	0.11402
802.11g_Nss1,(6Mbps)_1TX	18.84	0.07656
802.11g_Nss1,(6Mbps)_1TX(Port2)	18.84	0.07656
802.11n HT20_Nss1,(MCS0)_1TX	18.84	0.07656
802.11n HT20_Nss1,(MCS0)_1TX(Port2)	18.84	0.07656
802.11n HT20_Nss2,(MCS8)_2TX	18.13	0.06501
802.11n HT40_Nss1,(MCS0)_1TX	14.66	0.02924
802.11n HT40_Nss1,(MCS0)_1TX(Port2)	14.66	0.02924

Result

Mode	Result	DG (dBI)	Port 1 (dBm)	Port 2 (dBm)	Total Power (dBm)	Power Limit (dBm)
802.11b_Nss1,(1Mbps)_1TX	-	-	-	-	-	-
2412MHz_TnomVnom	Pass	0.89	17.55		17.55	30.00
2417MHz_TnomVnom	Pass	0.89	18.71		18.71	30.00
2437MHz_TnomVnom	Pass	0.89	18.75		18.75	30.00
2457MHz_TnomVnom	Pass	0.89	18.79		18.79	30.00
2462MHz_TnomVnom	Pass	0.89	18.01		18.01	30.00
802.11b_Nss1,(1Mbps)_1TX(Port2)	-	-	-	-	-	-
2412MHz_TnomVnom	Pass	0.89		18.43	18.43	30.00
2417MHz_TnomVnom	Pass	0.89		19.16	19.16	30.00
2437MHz_TnomVnom	Pass	0.89		19.98	19.98	30.00
2457MHz_TnomVnom	Pass	0.89		20.57	20.57	30.00
2462MHz_TnomVnom	Pass	0.89		18.39	18.39	30.00
802.11g_Nss1,(6Mbps)_1TX	-	-	-	-	-	-
2412MHz_TnomVnom	Pass	0.89	13.84		13.84	30.00
2417MHz_TnomVnom	Pass	0.89	15.60		15.60	30.00
2437MHz_TnomVnom	Pass	0.89	18.25		18.25	30.00
2457MHz_TnomVnom	Pass	0.89	15.74		15.74	30.00
2462MHz_TnomVnom	Pass	0.89	14.13		14.13	30.00
802.11g_Nss1,(6Mbps)_1TX(Port2)	-	-	-	-	-	-
2412MHz_TnomVnom	Pass	0.89		15.21	15.21	30.00
2417MHz_TnomVnom	Pass	0.89		17.65	17.65	30.00
2437MHz_TnomVnom	Pass	0.89		18.84	18.84	30.00
2457MHz_TnomVnom	Pass	0.89		16.77	16.77	30.00
2462MHz_TnomVnom	Pass	0.89		14.65	14.65	30.00
802.11n HT20_Nss1,(MCS0)_1TX	-	-	-	-	-	-
2412MHz_TnomVnom	Pass	0.89	13.56		13.56	30.00
2417MHz_TnomVnom	Pass	0.89	15.38		15.38	30.00
2437MHz_TnomVnom	Pass	0.89	17.72		17.72	30.00
2457MHz_TnomVnom	Pass	0.89	15.94		15.94	30.00
2462MHz_TnomVnom	Pass	0.89	13.98		13.98	30.00
802.11n HT20_Nss1,(MCS0)_1TX(Port2)	-	-	-	-	-	-



Mode	Result	DG (dBI)	Port 1 (dBm)	Port 2 (dBm)	Total Power (dBm)	Power Limit (dBm)
2412MHz_TnomVnom	Pass	0.89		14.51	14.51	30.00
2417MHz_TnomVnom	Pass	0.89		17.03	17.03	30.00
2437MHz_TnomVnom	Pass	0.89		18.84	18.84	30.00
2457MHz_TnomVnom	Pass	0.89		17.00	17.00	30.00
2462MHz_TnomVnom	Pass	0.89		13.70	13.70	30.00
802.11n HT20_Nss2,(MCS8)_2TX	-	-	-	-	-	-
2412MHz_TnomVnom	Pass	0.89	12.50	12.74	15.63	30.00
2417MHz_TnomVnom	Pass	0.89	14.60	14.86	17.74	30.00
2437MHz_TnomVnom	Pass	0.89	14.98	15.25	18.13	30.00
2457MHz_TnomVnom	Pass	0.89	14.61	14.93	17.78	30.00
2462MHz_TnomVnom	Pass	0.89	12.35	12.87	15.63	30.00
802.11n HT40_Nss1,(MCS0)_1TX	-	-	-	-	-	-
2422MHz_TnomVnom	Pass	0.89	11.25		11.25	30.00
2427MHz_TnomVnom	Pass	0.89	11.76		11.76	30.00
2437MHz_TnomVnom	Pass	0.89	14.23		14.23	30.00
2447MHz_TnomVnom	Pass	0.89	12.59		12.59	30.00
2452MHz_TnomVnom	Pass	0.89	11.61		11.61	30.00
802.11n HT40_Nss1,(MCS0)_1TX(Port2)	-	-	-	-	-	-
2422MHz_TnomVnom	Pass	0.89		11.59	11.59	30.00
2427MHz_TnomVnom	Pass	0.89		12.71	12.71	30.00
2437MHz_TnomVnom	Pass	0.89		14.66	14.66	30.00
2447MHz_TnomVnom	Pass	0.89		11.80	11.80	30.00
2452MHz_TnomVnom	Pass	0.89		11.29	11.29	30.00

DG = Directional Gain; Port X = Port X output power
 Note : Conducted average output power is for reference only



Summary

Mode	PD (dBm/RBW)
2.4-2.4835GHz	-
802.11b_Nss1,(1Mbps)_1TX	-4.41
802.11b_Nss1,(1Mbps)_1TX(Port2)	-4.68
802.11g_Nss1,(6Mbps)_1TX	-5.87
802.11g_Nss1,(6Mbps)_1TX(Port2)	-5.87
802.11n HT20_Nss1,(MCS0)_1TX	-7.66
802.11n HT20_Nss1,(MCS0)_1TX(Port2)	-7.66
802.11n HT20_Nss2,(MCS8)_2TX	-8.51
802.11n HT40_Nss1,(MCS0)_1TX	-13.19
802.11n HT40_Nss1,(MCS0)_1TX(Port2)	-13.73

RBW=3kHz.

Result

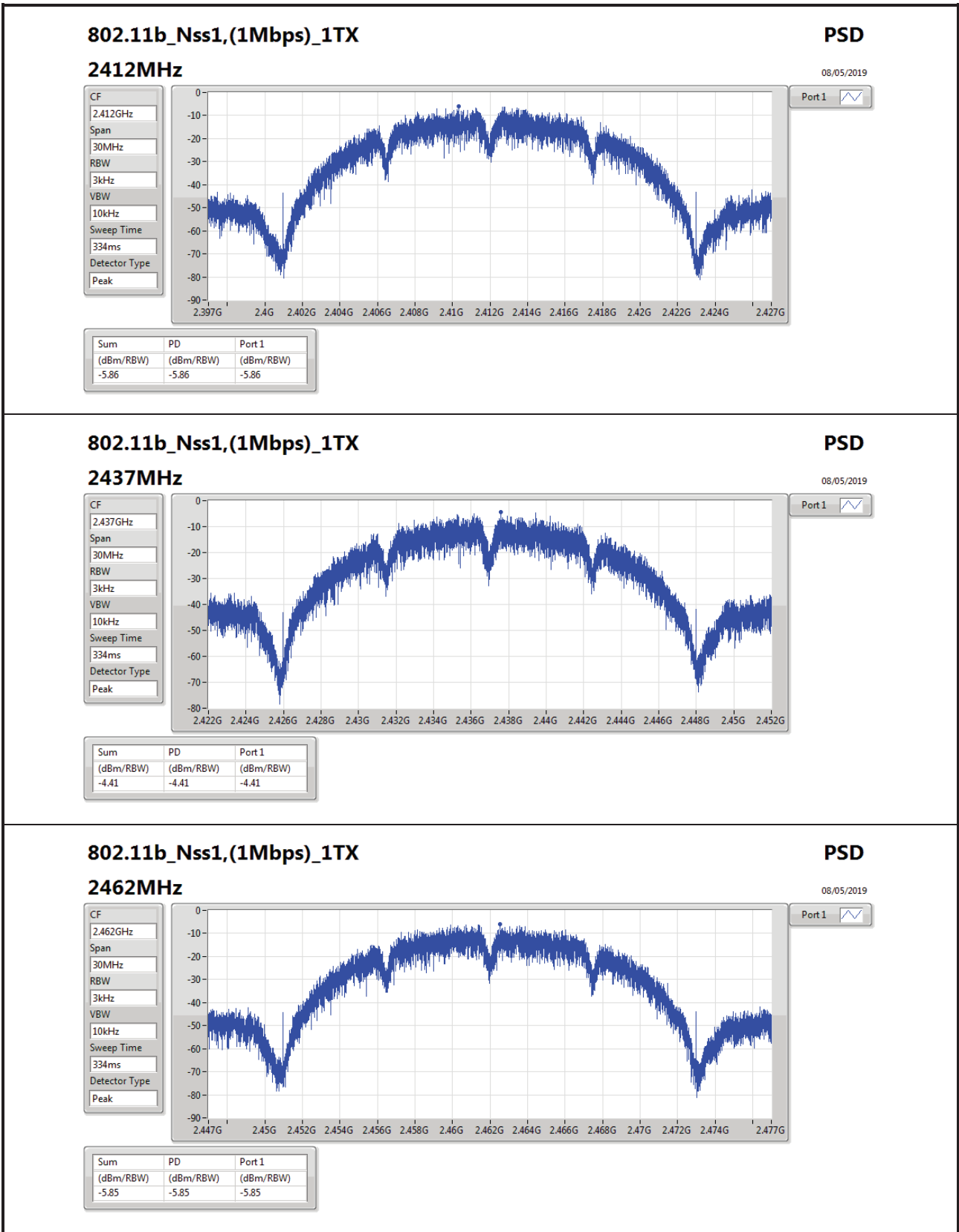
Mode	Result	DG (dBI)	Port 1 (dBm/RBW)	Port 2 (dBm/RBW)	PD (dBm/RBW)	PD Limit (dBm/RBW)
802.11b_Nss1,(1Mbps)_1TX	-	-	-	-	-	-
2412MHz_TnomVnom	Pass	0.89	-5.86	-	-5.86	8.00
2417MHz_TnomVnom						
2437MHz_TnomVnom	Pass	0.89	-4.41	-	-4.41	8.00
2457MHz_TnomVnom						
2462MHz_TnomVnom	Pass	0.89	-5.85	-	-5.85	8.00
802.11b_Nss1,(1Mbps)_1TX(Port2)	-	-	-	-	-	-
2412MHz_TnomVnom	Pass	0.89	-	-5.43	-5.43	8.00
2417MHz_TnomVnom						
2437MHz_TnomVnom	Pass	0.89	-	-4.68	-4.68	8.00
2457MHz_TnomVnom						
2462MHz_TnomVnom	Pass	0.89	-	-6.12	-6.12	8.00
802.11g_Nss1,(6Mbps)_1TX	-	-	-	-	-	-
2412MHz_TnomVnom	Pass	0.89	-10.55	-	-10.55	8.00
2417MHz_TnomVnom						
2437MHz_TnomVnom	Pass	0.89	-6.24	-	-6.24	8.00
2457MHz_TnomVnom						
2462MHz_TnomVnom	Pass	0.89	-10.60	-	-10.60	8.00
802.11g_Nss1,(6Mbps)_1TX(Port2)	-	-	-	-	-	-
2412MHz_TnomVnom	Pass	0.89	-	-10.20	-10.20	8.00
2417MHz_TnomVnom						
2437MHz_TnomVnom	Pass	0.89	-	-5.87	-5.87	8.00
2457MHz_TnomVnom						
2462MHz_TnomVnom	Pass	0.89	-	-10.05	-10.05	8.00
802.11n HT20_Nss1,(MCS0)_1TX	-	-	-	-	-	-
2412MHz_TnomVnom	Pass	0.89	-11.91	-	-11.91	8.00
2417MHz_TnomVnom						
2437MHz_TnomVnom	Pass	0.89	-8.54	-	-8.54	8.00
2457MHz_TnomVnom						
2462MHz_TnomVnom	Pass	0.89	-10.96	-	-10.96	8.00

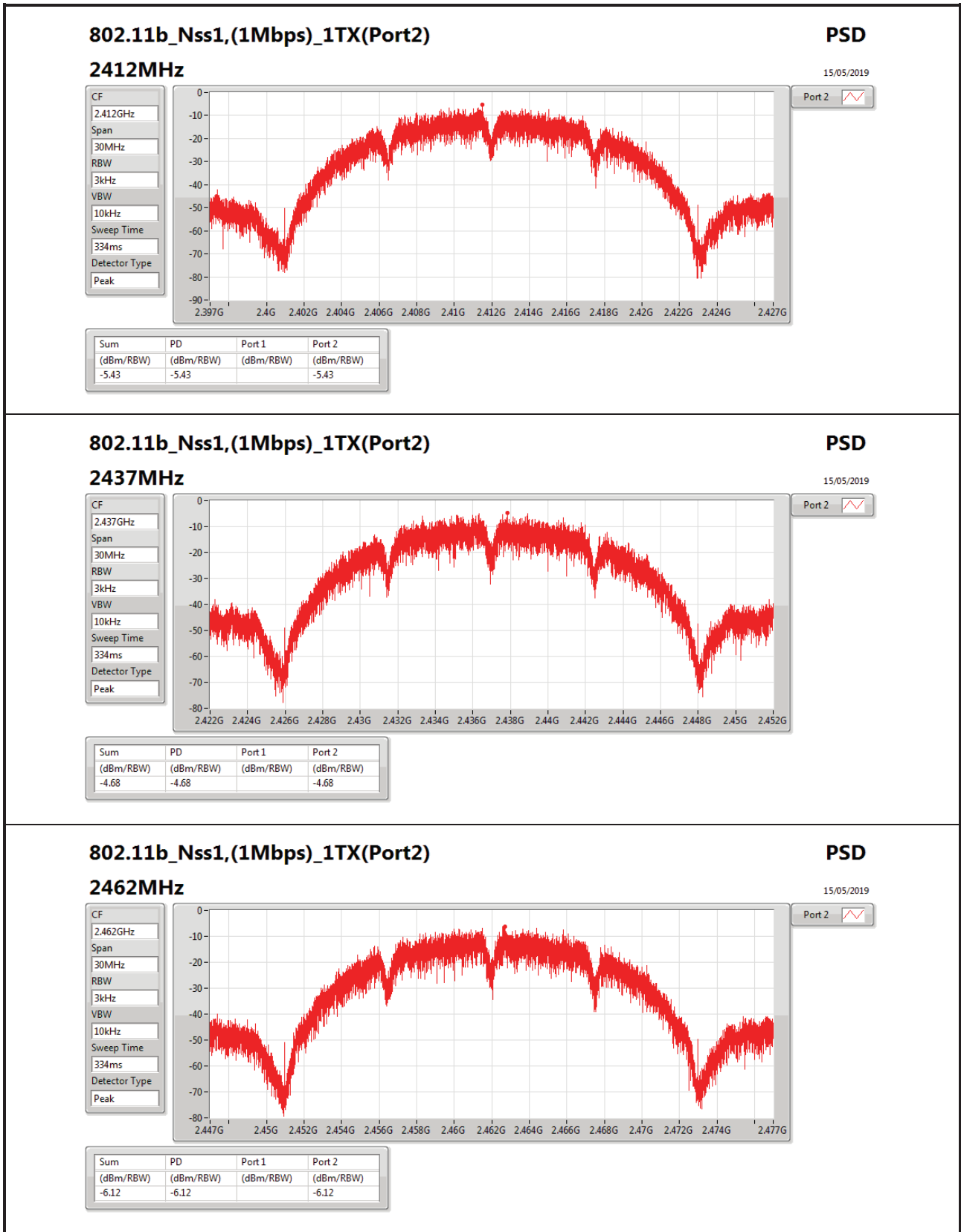


Mode	Result	DG (dBi)	Port 1 (dBm/RBW)	Port 2 (dBm/RBW)	PD (dBm/RBW)	PD Limit (dBm/RBW)
802.11n HT20_Nss1,(MCS0)_1TX(Port2)	-	-	-	-	-	-
2412MHz_TnomVnom	Pass	0.89		-10.64	-10.64	8.00
2417MHz_TnomVnom						
2437MHz_TnomVnom	Pass	0.89		-7.66	-7.66	8.00
2457MHz_TnomVnom						
2462MHz_TnomVnom	Pass	0.89		-12.01	-12.01	8.00
802.11n HT20_Nss2,(MCS8)_2TX	-	-	-	-	-	-
2412MHz_TnomVnom	Pass	0.89	-12.64	-11.12	-10.48	8.00
2417MHz_TnomVnom						
2437MHz_TnomVnom	Pass	0.89	-10.31	-9.85	-8.51	8.00
2457MHz_TnomVnom						
2462MHz_TnomVnom	Pass	0.89	-12.48	-11.89	-11.28	8.00
802.11n HT40_Nss1,(MCS0)_1TX	-	-	-	-	-	-
2422MHz_TnomVnom	Pass	0.89	-16.62		-16.62	8.00
2427MHz_TnomVnom						
2437MHz_TnomVnom	Pass	0.89	-13.19		-13.19	8.00
2447MHz_TnomVnom						
2452MHz_TnomVnom	Pass	0.89	-15.62		-15.62	8.00
802.11n HT40_Nss1,(MCS0)_1TX(Port2)	-	-	-	-	-	-
2422MHz_TnomVnom	Pass	0.89		-15.16	-15.16	8.00
2427MHz_TnomVnom						
2437MHz_TnomVnom	Pass	0.89		-13.73	-13.73	8.00
2447MHz_TnomVnom						
2452MHz_TnomVnom	Pass	0.89		-16.67	-16.67	8.00

DG = Directional Gain; RBW=3kHz;

PD = trace bin-by-bin of each transmits port summing can be performed maximum power density; Port X = Port Xpower density;





802.11b_Nss1,(1Mbps)_1TX(Port2)

2462MHz

PSD

15/05/2019

CF

2.462GHz

Span

30MHz

RBW

3kHz

VBW

10kHz

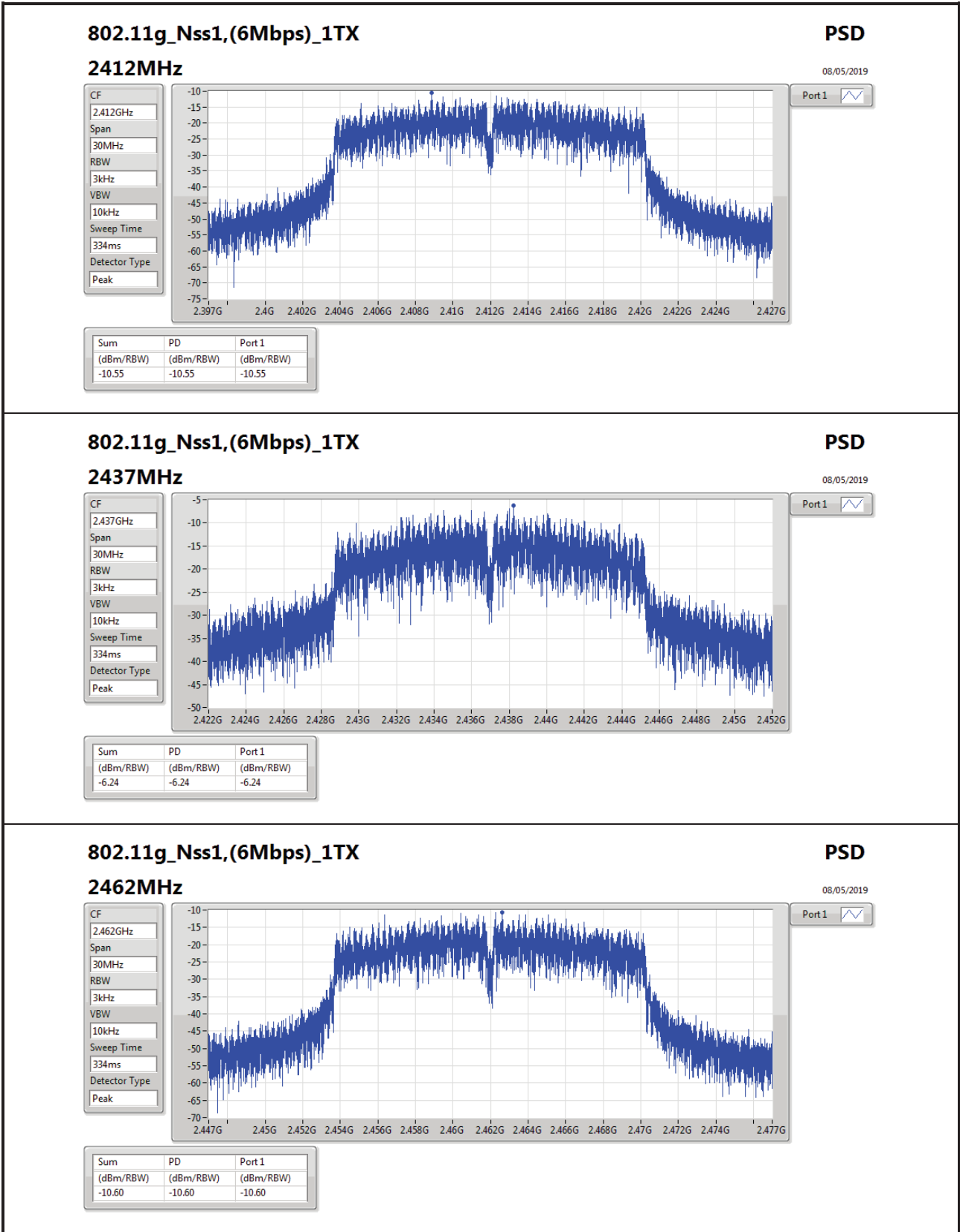
Sweep Time

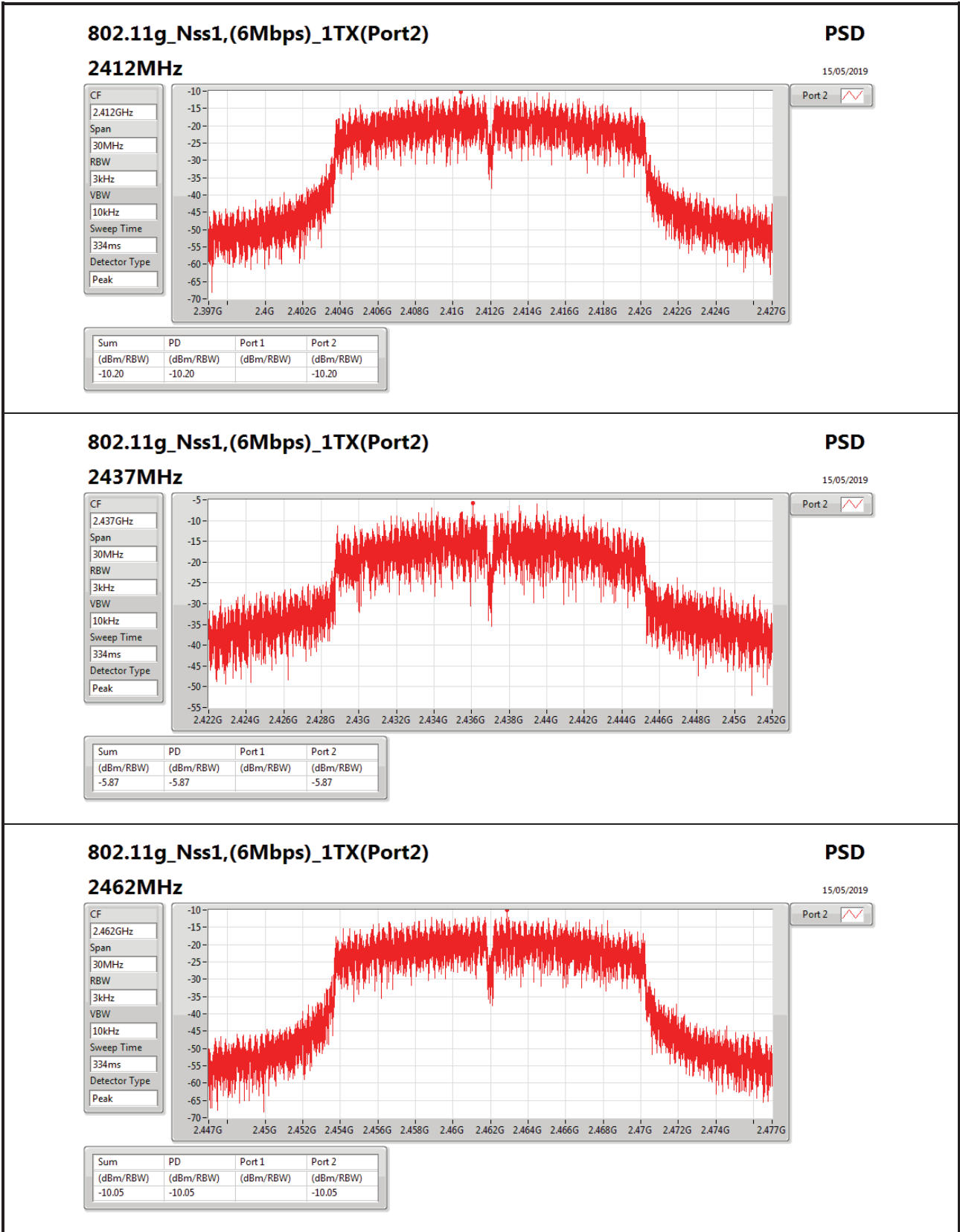
334ms

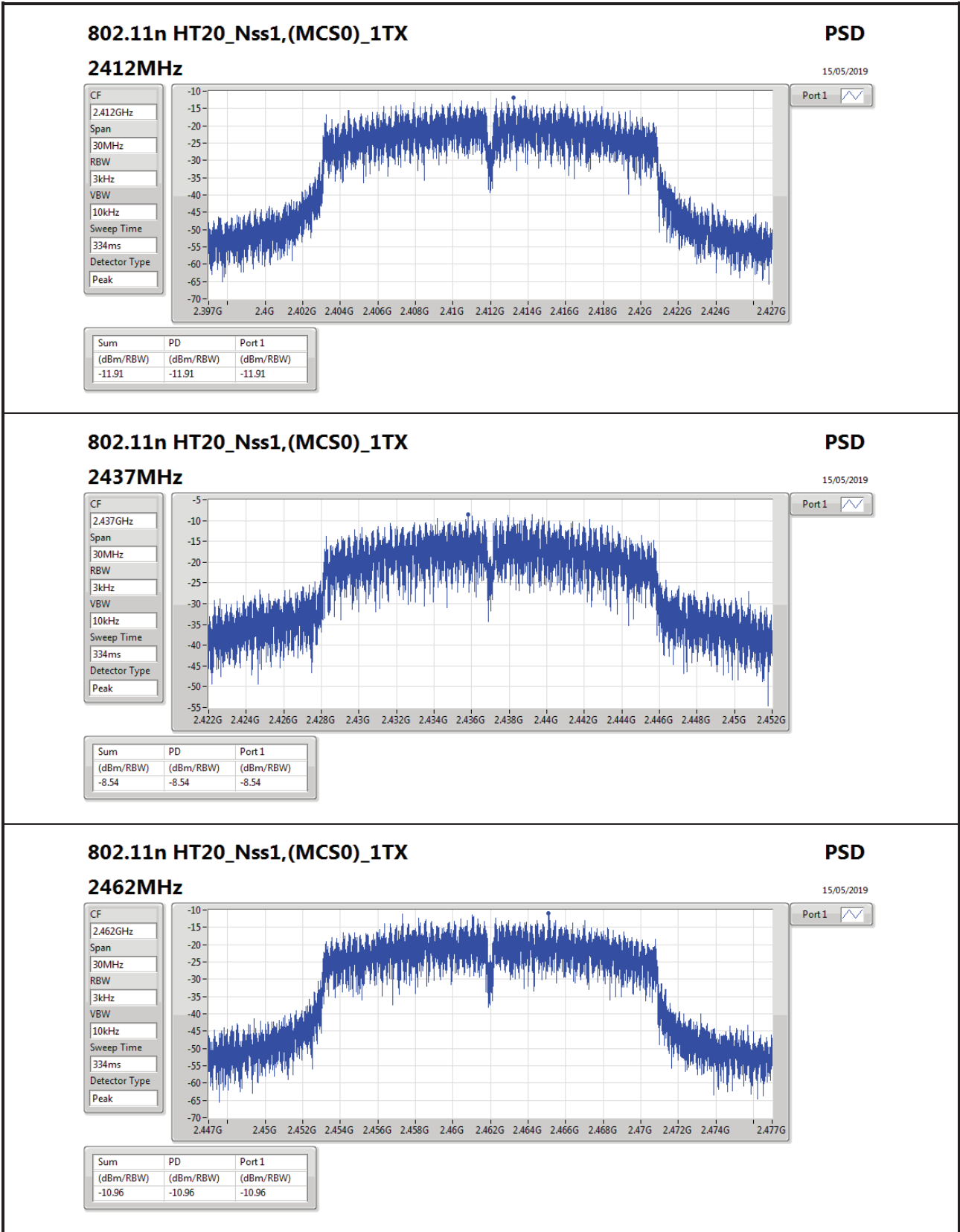
Detector Type

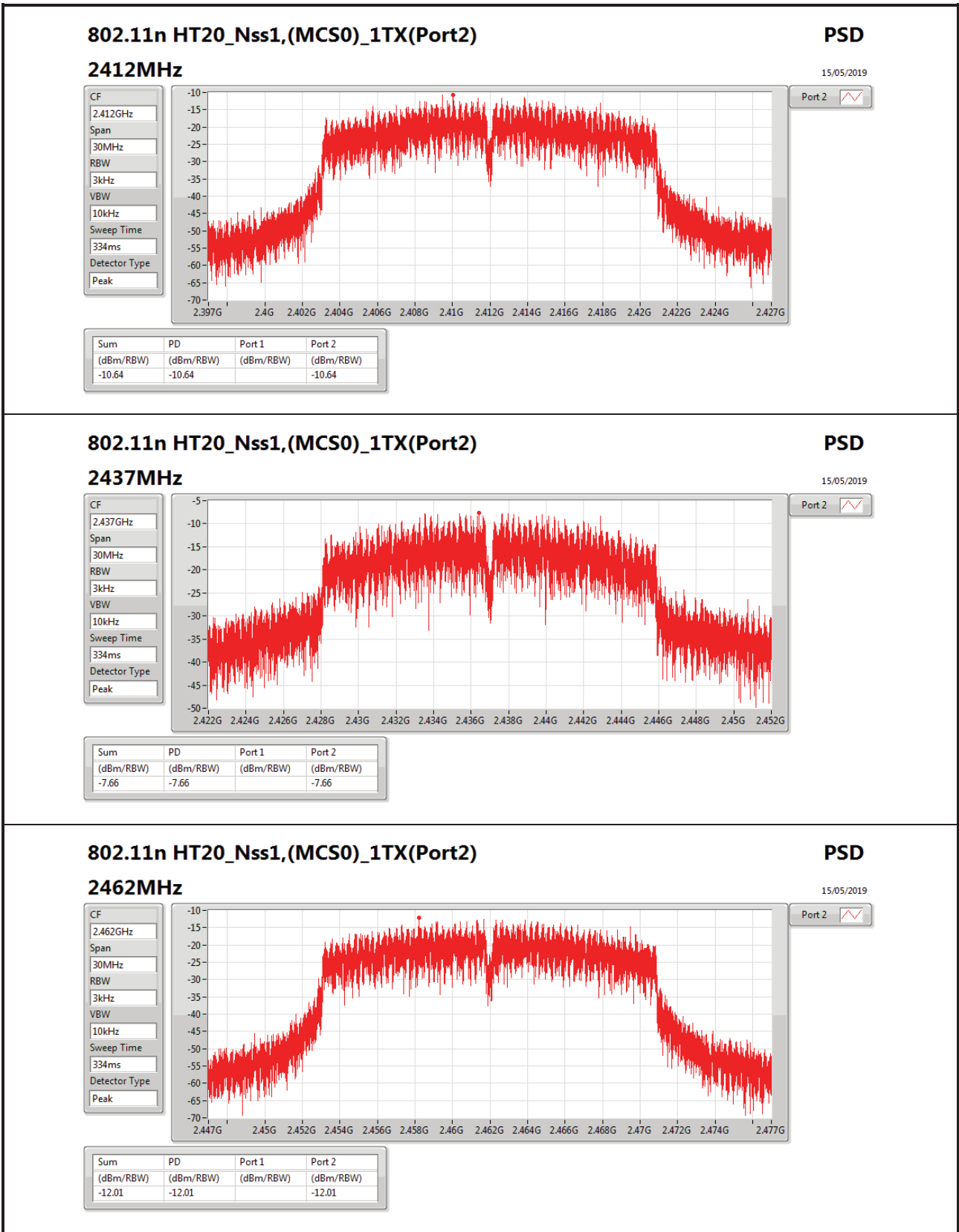
Peak

Port 2











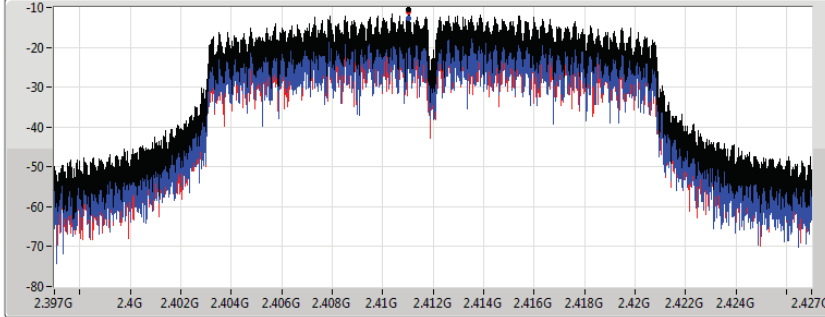
802.11n HT20_Nss2,(MCS8)_2TX

PSD

2412MHz

08/05/2019

CF
2.412GHz
Span
30MHz
RBW
3kHz
VBW
10kHz
Sweep Time
334ms
Detector Type
Peak



Sum
Port 1
Port 2

Sum	PD	Port 1	Port 2
(dBm/RBW)	(dBm/RBW)	(dBm/RBW)	(dBm/RBW)
-10.48	-10.48	-12.64	-11.12

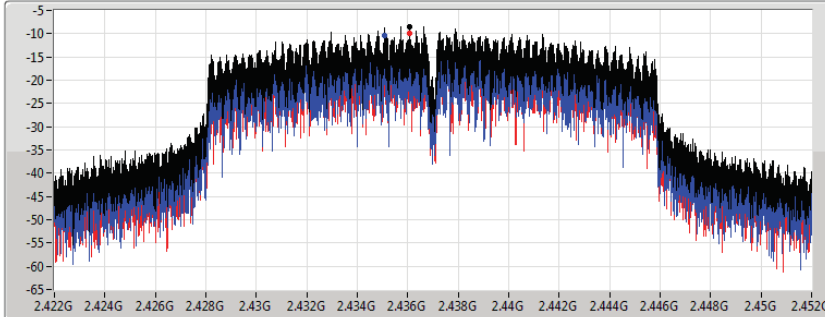
802.11n HT20_Nss2,(MCS8)_2TX

PSD

2437MHz

08/05/2019

CF
2.437GHz
Span
30MHz
RBW
3kHz
VBW
10kHz
Sweep Time
334ms
Detector Type
Peak



Sum
Port 1
Port 2

Sum	PD	Port 1	Port 2
(dBm/RBW)	(dBm/RBW)	(dBm/RBW)	(dBm/RBW)
-8.51	-8.51	-10.31	-9.85

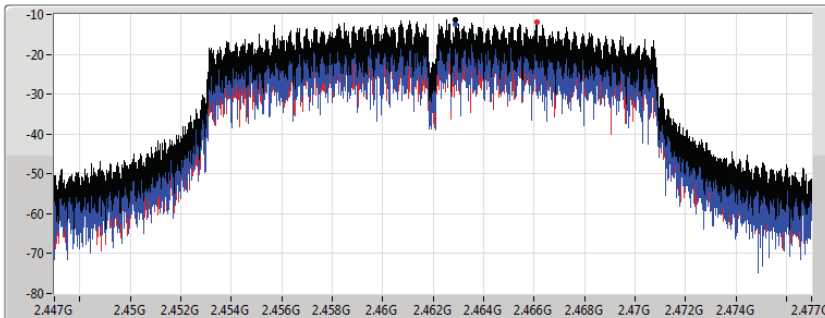
802.11n HT20_Nss2,(MCS8)_2TX

PSD

2462MHz

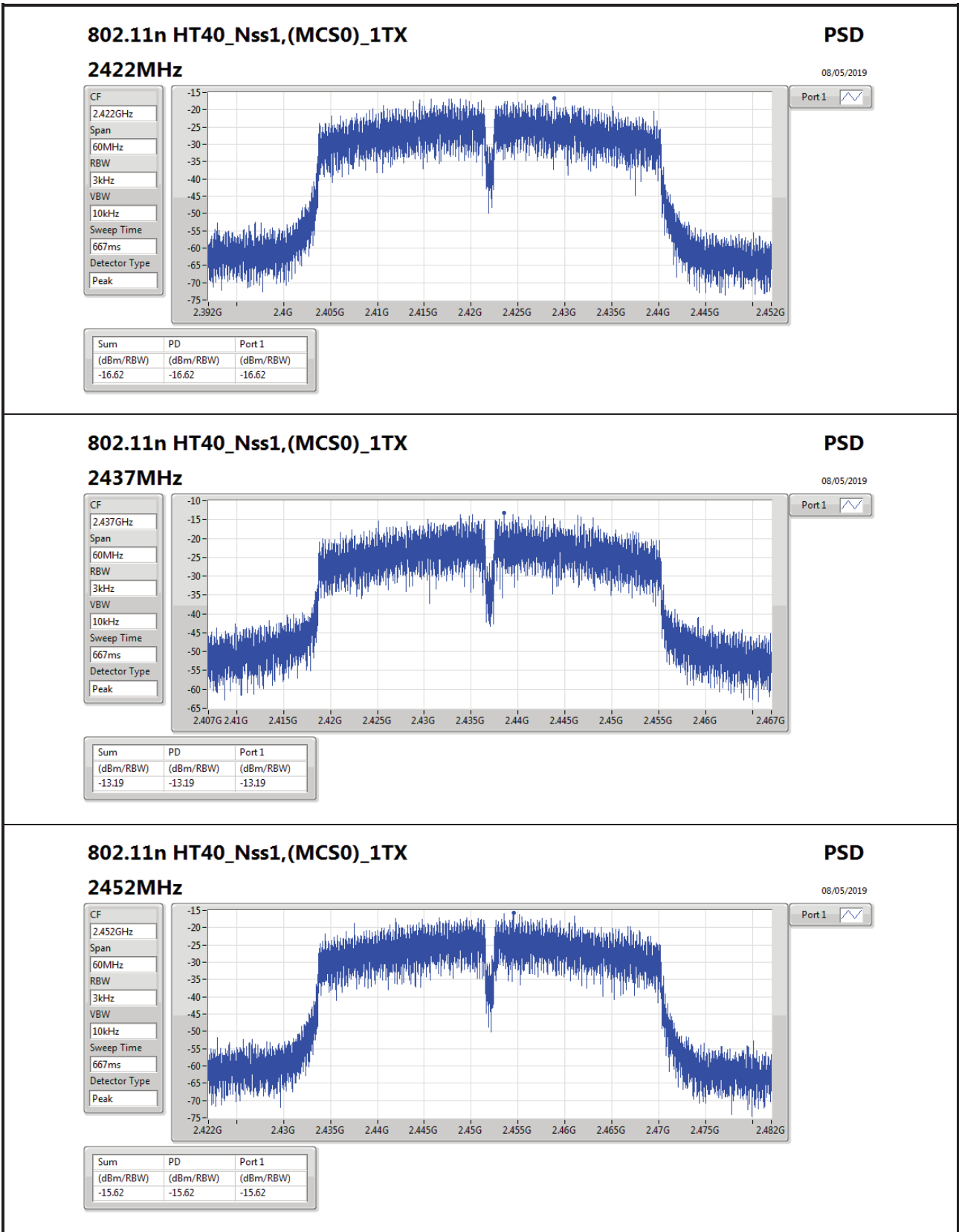
08/05/2019

CF
2.462GHz
Span
30MHz
RBW
3kHz
VBW
10kHz
Sweep Time
334ms
Detector Type
Peak



Sum
Port 1
Port 2

Sum	PD	Port 1	Port 2
(dBm/RBW)	(dBm/RBW)	(dBm/RBW)	(dBm/RBW)
-11.28	-11.28	-12.48	-11.89





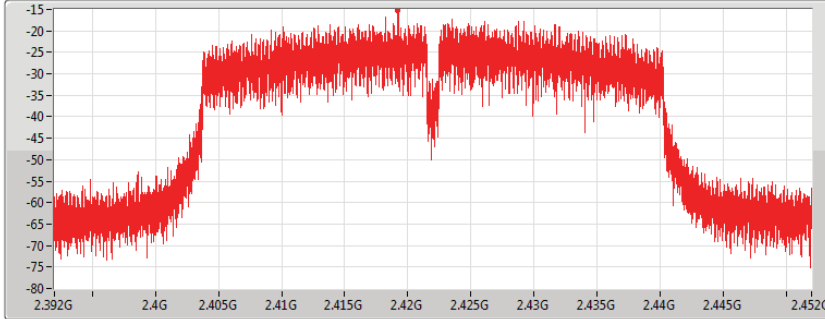
802.11n HT40_Nss1,(MCS0)_1TX(Port2)

PSD

2422MHz

15/05/2019

CF
2.422GHz
Span
60MHz
RBW
3kHz
VBW
10kHz
Sweep Time
667ms
Detector Type
Peak



Port 2

Sum	PD	Port 1	Port 2
(dBm/RBW)	(dBm/RBW)	(dBm/RBW)	(dBm/RBW)
-15.16	-15.16		-15.16

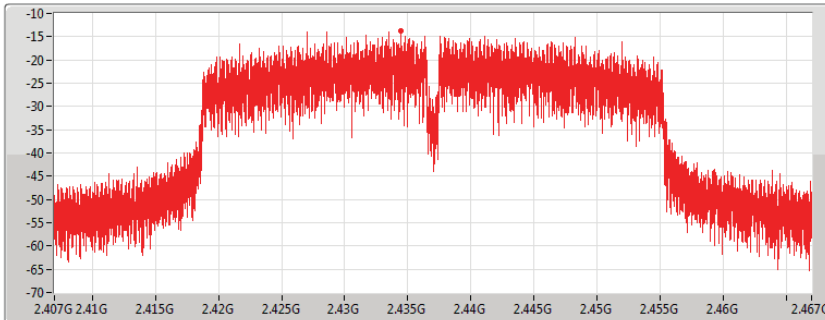
802.11n HT40_Nss1,(MCS0)_1TX(Port2)

PSD

2437MHz

15/05/2019

CF
2.437GHz
Span
60MHz
RBW
3kHz
VBW
10kHz
Sweep Time
667ms
Detector Type
Peak



Port 2

Sum	PD	Port 1	Port 2
(dBm/RBW)	(dBm/RBW)	(dBm/RBW)	(dBm/RBW)
-13.73	-13.73		-13.73

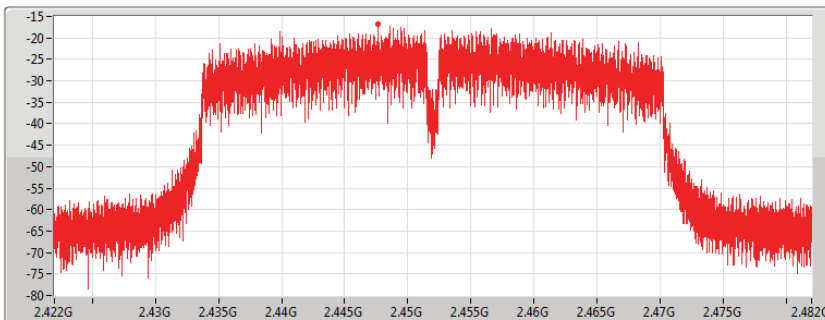
802.11n HT40_Nss1,(MCS0)_1TX(Port2)

PSD

2452MHz

15/05/2019

CF
2.452GHz
Span
60MHz
RBW
3kHz
VBW
10kHz
Sweep Time
667ms
Detector Type
Peak



Port 2

Sum	PD	Port 1	Port 2
(dBm/RBW)	(dBm/RBW)	(dBm/RBW)	(dBm/RBW)
-16.67	-16.67		-16.67



Summary

Mode	Result	Ref (Hz)	Ref (dBm)	Limit (dBm)	Freq (Hz)	Level (dBm)	Freq (Hz)	Level (dBm)	Freq (Hz)	Level (dBm)	Freq (Hz)	Level (dBm)	Port
2.4-2.4835GHz	-	-	-	-	-	-	-	-	-	-	-	-	-
802.11b_Nss1,(1Mbps)_1TX	Pass	2.43749G	10.03	-19.97	2.30845G	-58.19	2.39698G	-27.91	2.513G	-55.14	7.23795G	-50.43	1
802.11b_Nss1,(1Mbps)_1TX(Port2)	Pass	2.43649G	10.78	-19.22	2.30903G	-60.02	2.39698G	-28.14	2.48494G	-57.46	7.23514G	-51.10	2
802.11g_Nss1,(6Mbps)_1TX(Port2)	Pass	2.43945G	8.89	-21.11	2.30583G	-62.84	2.39824G	-22.32	2.5174G	-59.33	24.55047G	-51.72	2
802.11g_Nss1,(6Mbps)_1TX(Port2)	Pass	2.43945G	8.89	-21.11	2.30583G	-62.84	2.39824G	-22.32	2.5174G	-59.33	24.55047G	-51.72	2
802.11n HT20_Nss1,(MCS0)_1TX	Pass	2.43449G	7.12	-22.88	2.30292G	-62.81	2.39882G	-24.85	2.51468G	-59.67	15.07663G	-51.99	1
802.11n HT20_Nss1,(MCS0)_1TX(Port2)	Pass	2.4382G	8.57	-21.43	2.30088G	-62.92	2.39824G	-24.67	2.48718G	-59.09	24.44933G	-51.76	2
802.11n HT20_Nss2,(MCS8)_2TX	Pass	2.43574G	5.34	-24.66	2.30932G	-62.22	2.39828G	-27.76	2.51376G	-60.66	16.20607G	-51.65	1
802.11n HT40_Nss1,(MCS0)_1TX	Pass	2.44071G	1.50	-28.50	1.92383G	-64.40	2.39976G	-30.79	2.48422G	-39.76	17.59035G	-50.79	1
802.11n HT40_Nss1,(MCS0)_1TX(Port2)	Pass	2.43449G	1.94	-28.06	2.30884G	-63.95	2.39956G	-31.77	2.48382G	-41.33	16.47413G	-51.94	2

Result

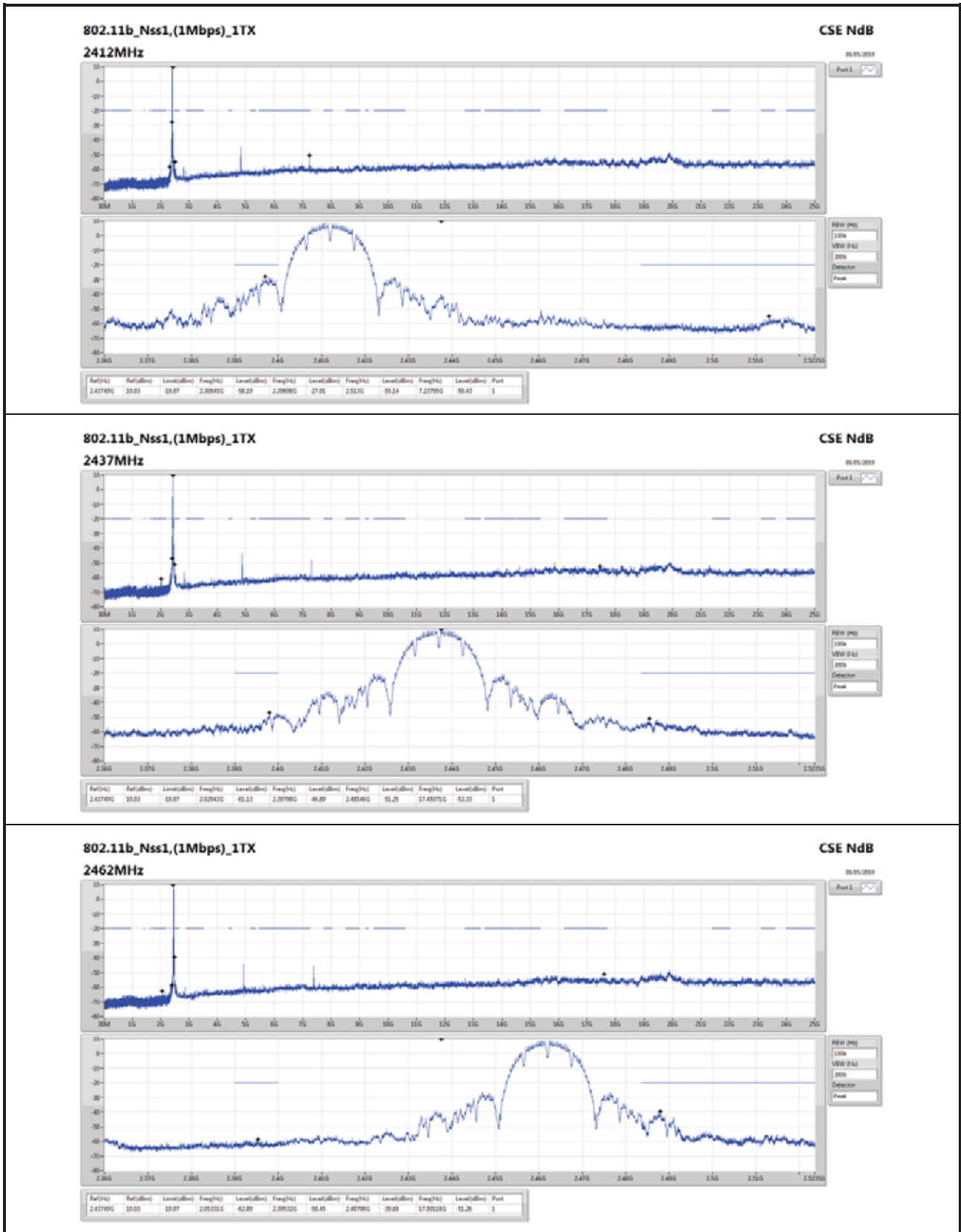
Mode	Result	Ref (Hz)	Ref (dBm)	Limit (dBm)	Freq (Hz)	Level (dBm)	Freq (Hz)	Level (dBm)	Freq (Hz)	Level (dBm)	Freq (Hz)	Level (dBm)	Port
802.11b_Nss1,(1Mbps)_1TX	-	-	-	-	-	-	-	-	-	-	-	-	-
2412MHz_TnomVnom	Pass	2.43749G	10.03	-19.97	2.30845G	-58.19	2.39698G	-27.91	2.513G	-55.14	7.23795G	-50.43	1
2437MHz_TnomVnom	Pass	2.43749G	10.03	-19.97	2.02943G	-61.13	2.39798G	-46.89	2.48546G	-51.25	17.45071G	-52.33	1
2462MHz_TnomVnom	Pass	2.43749G	10.03	-19.97	2.05331G	-62.89	2.39532G	-58.45	2.48798G	-39.68	17.59118G	-51.26	1
802.11b_Nss1,(1Mbps)_1TX(Port2)	-	-	-	-	-	-	-	-	-	-	-	-	-
2412MHz_TnomVnom	Pass	2.43649G	10.78	-19.22	2.30903G	-60.02	2.39698G	-28.14	2.48494G	-57.46	7.23514G	-51.10	2
2437MHz_TnomVnom	Pass	2.43649G	10.78	-19.22	1.94963G	-62.61	2.39998G	-42.97	2.48546G	-48.78	14.62148G	-48.62	2
2462MHz_TnomVnom	Pass	2.43649G	10.78	-19.22	1.96973G	-63.43	2.39954G	-59.78	2.4985G	-46.73	15.09067G	-51.91	2
802.11g_Nss1,(6Mbps)_1TX	-	-	-	-	-	-	-	-	-	-	-	-	-
2412MHz_TnomVnom	Pass	2.4357G	8.94	-21.06	2.30991G	-62.62	2.3997G	-23.80	2.51292G	-59.20	16.55165G	-51.91	1
2437MHz_TnomVnom	Pass	2.4357G	8.94	-21.06	2.03234G	-62.01	2.39984G	-36.03	2.48732G	-44.83	17.19504G	-52.22	1
2462MHz_TnomVnom	Pass	2.4357G	8.94	-21.06	2.18904G	-64.52	2.3999G	-58.89	2.48354G	-36.13	23.30864G	-51.77	1
802.11g_Nss1,(6Mbps)_1TX(Port2)	-	-	-	-	-	-	-	-	-	-	-	-	-
2412MHz_TnomVnom	Pass	2.43945G	8.89	-21.11	2.30583G	-62.84	2.39824G	-22.32	2.5174G	-59.33	24.55047G	-51.72	2
2437MHz_TnomVnom	Pass	2.43945G	8.89	-21.11	2.30117G	-63.41	2.3986G	-39.05	2.48572G	-45.13	15.32949G	-51.89	2
2462MHz_TnomVnom	Pass	2.43945G	8.89	-21.11	745.6M	-62.65	2.39996G	-57.62	2.48448G	-39.34	15.3042G	-51.77	2
802.11n HT20_Nss1,(MCS0)_1TX	-	-	-	-	-	-	-	-	-	-	-	-	-
2412MHz_TnomVnom	Pass	2.43449G	7.12	-22.88	2.30292G	-62.81	2.39882G	-24.85	2.51468G	-59.67	15.07663G	-51.99	1
2437MHz_TnomVnom	Pass	2.43449G	7.12	-22.88	2.30554G	-63.40	2.39978G	-36.91	2.4873G	-43.44	15.10191G	-51.02	1
2462MHz_TnomVnom	Pass	2.43449G	7.12	-22.88	2.05069G	-63.76	2.39986G	-58.53	2.48384G	-33.66	15.08224G	-51.65	1
802.11n HT20_Nss1,(MCS0)_1TX(Port2)	-	-	-	-	-	-	-	-	-	-	-	-	-
2412MHz_TnomVnom	Pass	2.4382G	8.57	-21.43	2.30088G	-62.92	2.39824G	-24.67	2.48718G	-59.09	24.44933G	-51.76	2
2437MHz_TnomVnom	Pass	2.4382G	8.57	-21.43	2.30117G	-64.00	2.39944G	-37.25	2.4863G	-42.08	23.40417G	-51.73	2
2462MHz_TnomVnom	Pass	2.4382G	8.57	-21.43	2.30175G	-64.48	2.39164G	-59.14	2.48374G	-41.70	15.11315G	-51.64	2
802.11n HT20_Nss2,(MCS8)_2TX	-	-	-	-	-	-	-	-	-	-	-	-	-
2412MHz_TnomVnom	Pass	2.43574G	5.34	-24.66	2.30932G	-62.22	2.39828G	-27.76	2.51376G	-60.66	16.20607G	-51.65	1
2412MHz_TnomVnom	Pass	2.43574G	5.34	-24.66	2.30204G	-63.64	2.39926G	-30.46	2.48546G	-59.63	17.47599G	-52.02	2
2437MHz_TnomVnom	Pass	2.43574G	5.34	-24.66	2.30874G	-64.01	2.39986G	-45.85	2.48414G	-54.65	16.2454G	-51.12	1
2437MHz_TnomVnom	Pass	2.43574G	5.34	-24.66	2.30437G	-63.06	2.39856G	-46.55	2.48508G	-53.58	16.81293G	-51.73	2
2462MHz_TnomVnom	Pass	2.43574G	5.34	-24.66	2.12234G	-64.31	2.39408G	-60.19	2.4839G	-41.75	17.5659G	-51.76	1
2462MHz_TnomVnom	Pass	2.43574G	5.34	-24.66	2.13079G	-64.39	2.39852G	-59.79	2.48356G	-42.31	16.20045G	-51.30	2
802.11n HT40_Nss1,(MCS0)_1TX	-	-	-	-	-	-	-	-	-	-	-	-	-
2422MHz_TnomVnom	Pass	2.44071G	1.50	-28.50	2.30855G	-63.58	2.39812G	-32.84	2.48474G	-58.36	16.97054G	-51.17	1
2437MHz_TnomVnom	Pass	2.44071G	1.50	-28.50	1.92383G	-64.40	2.39976G	-30.79	2.48422G	-39.76	17.59035G	-50.79	1

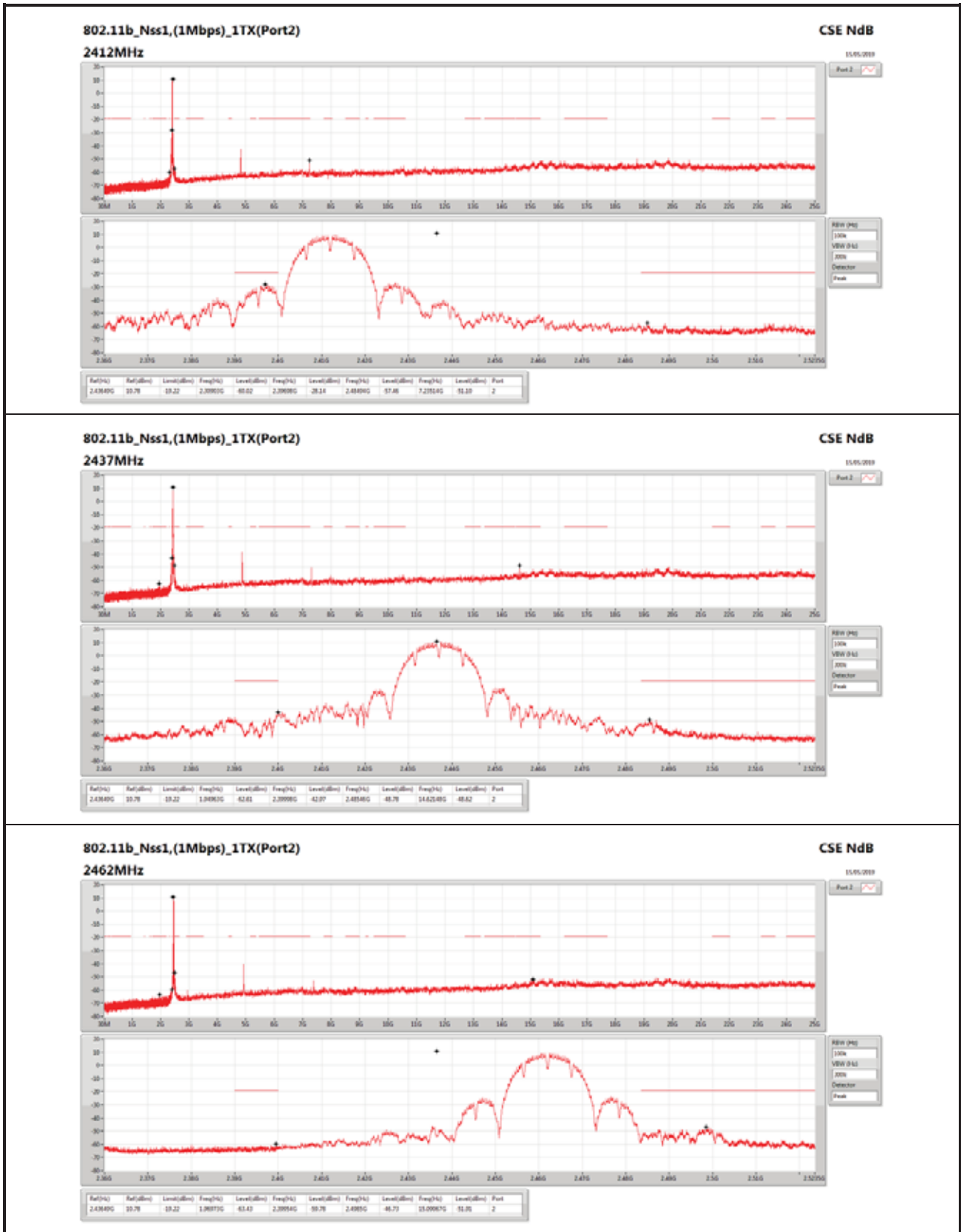


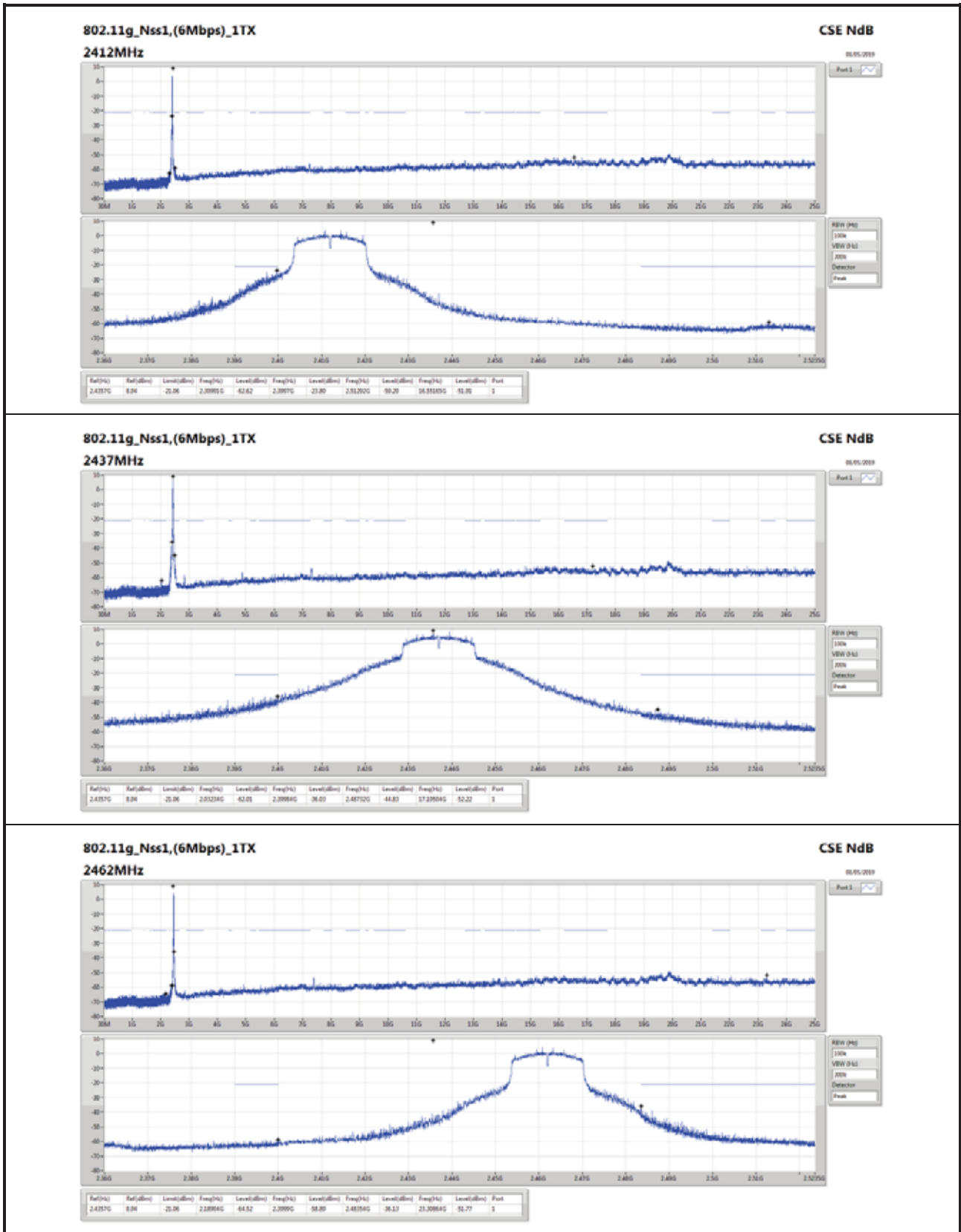
CSE Non-restricted Band Result

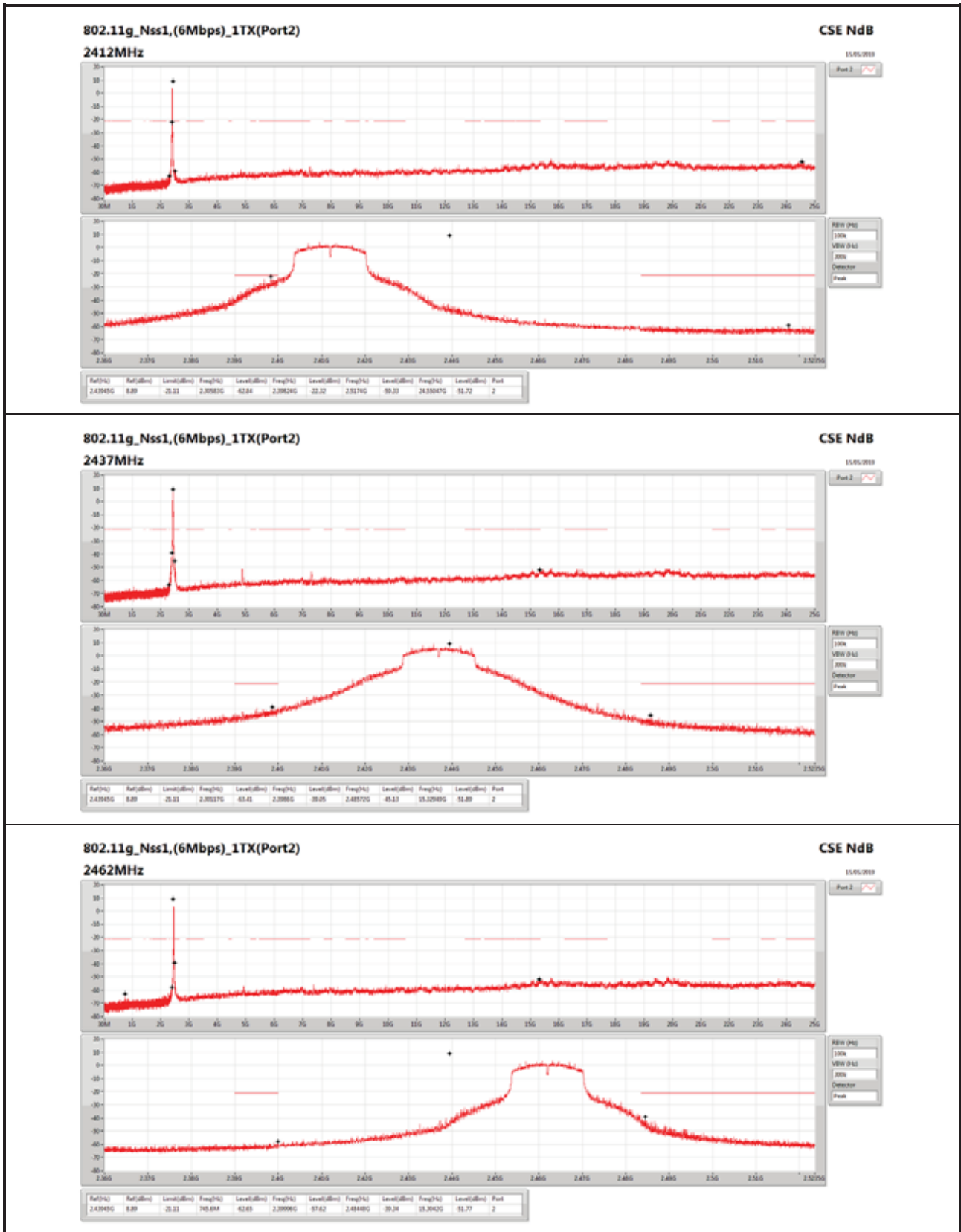
Appendix E

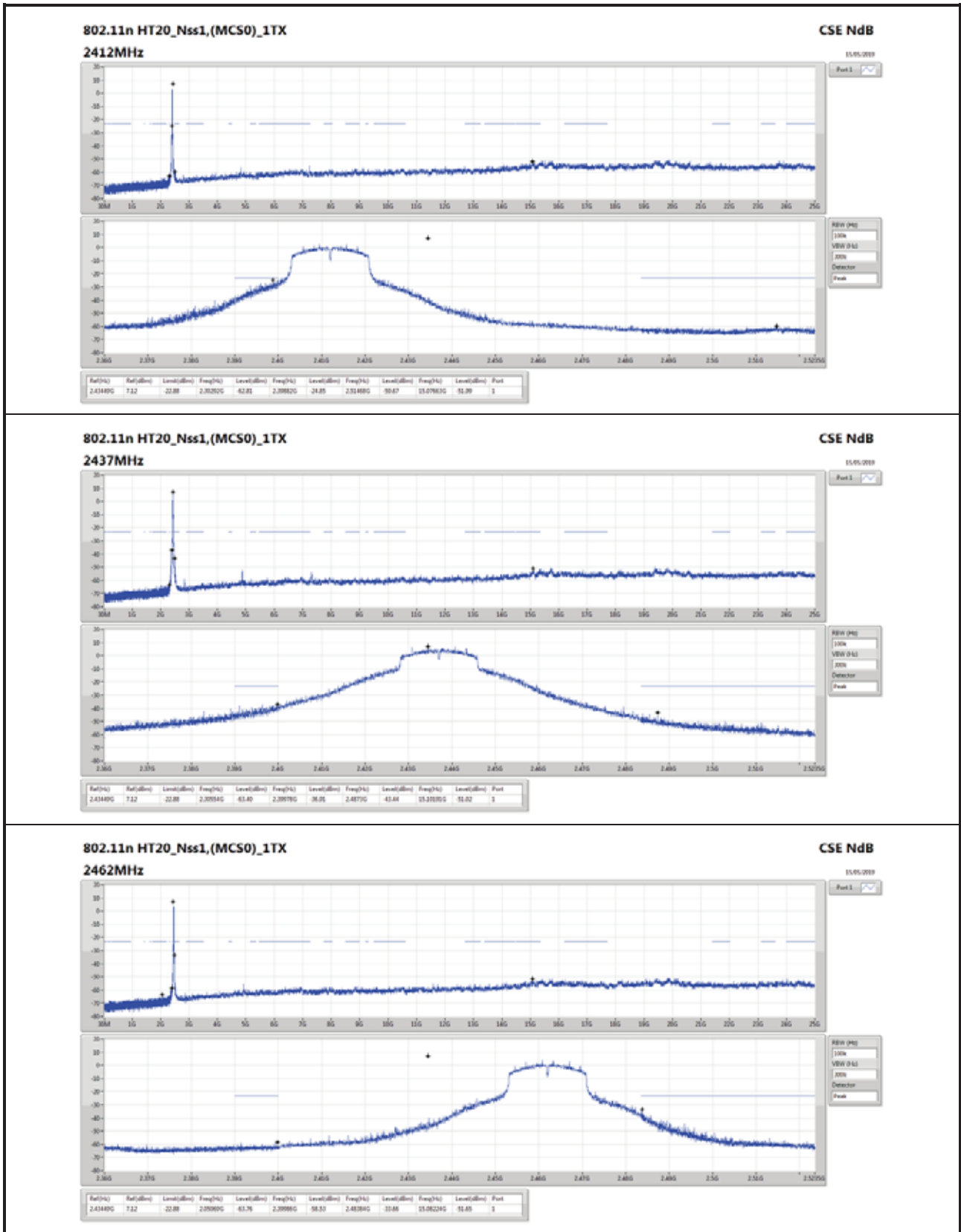
Mode	Result	Ref (Hz)	Ref (dBm)	Limit (dBm)	Freq (Hz)	Level (dBm)	Freq (Hz)	Level (dBm)	Freq (Hz)	Level (dBm)	Freq (Hz)	Level (dBm)	Port
2452MHz_TnomVnom	Pass	2.44071G	1.50	-28.50	2.19062G	-64.73	2.3976G	-51.63	2.48446G	-37.67	14.97369G	-52.56	1
802.11n HT40_Nss1.(MCS0)_1TX(Port2)	-	-	-	-	-	-	-	-	-	-	-	-	-
2422MHz_TnomVnom	Pass	2.43449G	1.94	-28.06	1.95761G	-64.08	2.39796G	-37.99	2.48406G	-53.92	24.42506G	-51.68	2
2437MHz_TnomVnom	Pass	2.43449G	1.94	-28.06	2.30884G	-63.95	2.39956G	-31.77	2.48382G	-41.33	16.47413G	-51.94	2
2452MHz_TnomVnom	Pass	2.43449G	1.94	-28.06	2.30569G	-64.09	2.39668G	-56.83	2.48602G	-41.58	23.19667G	-52.26	2

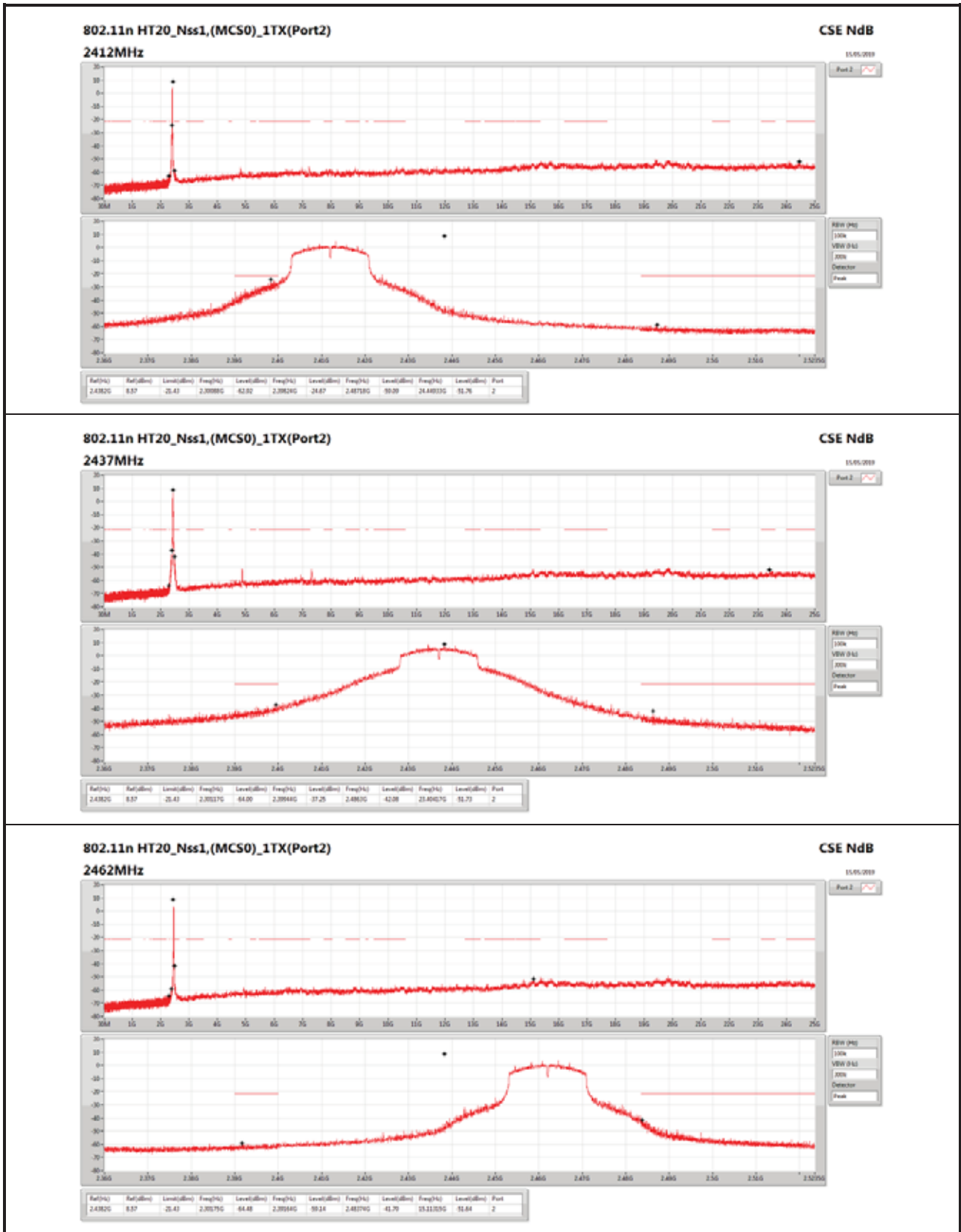


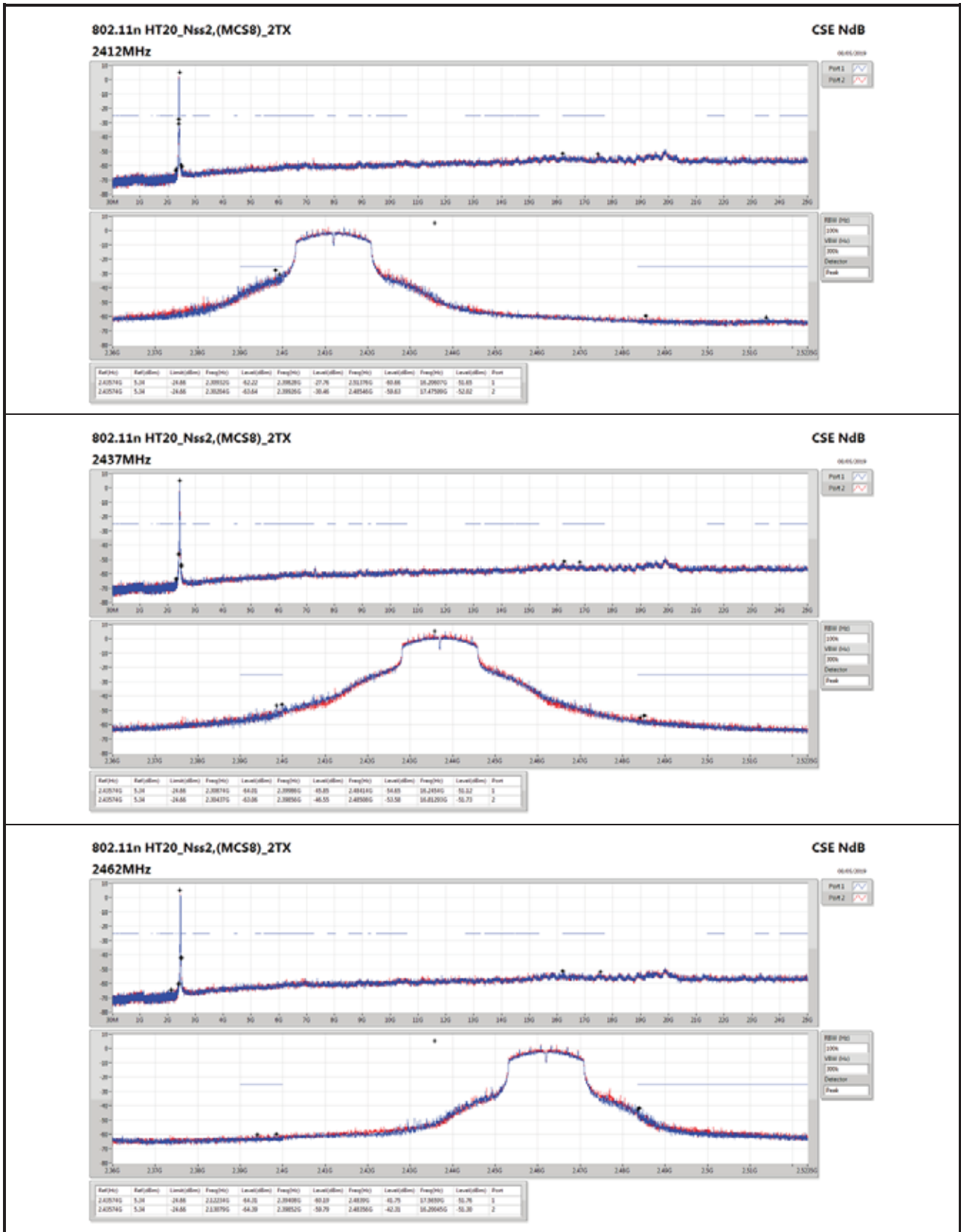


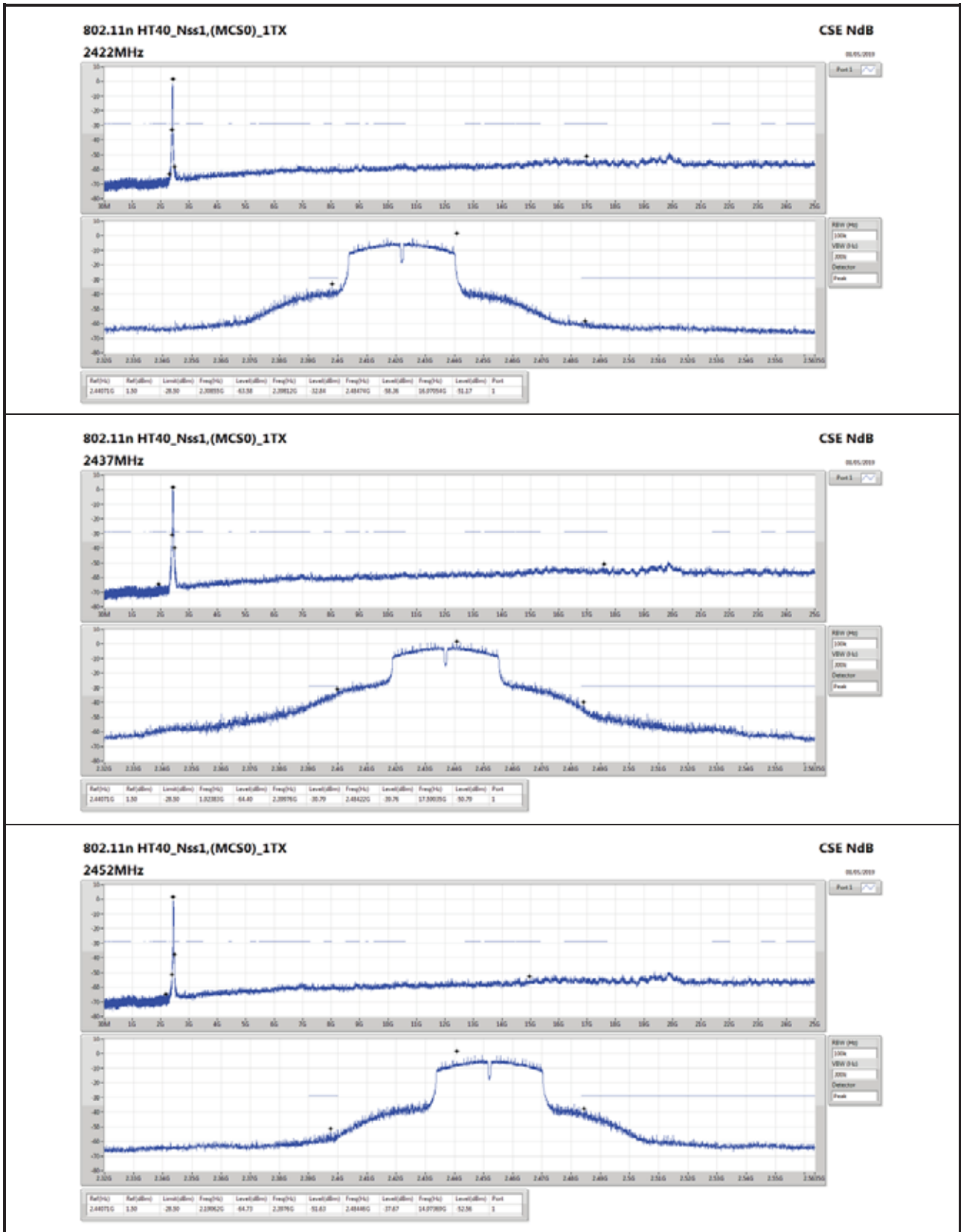


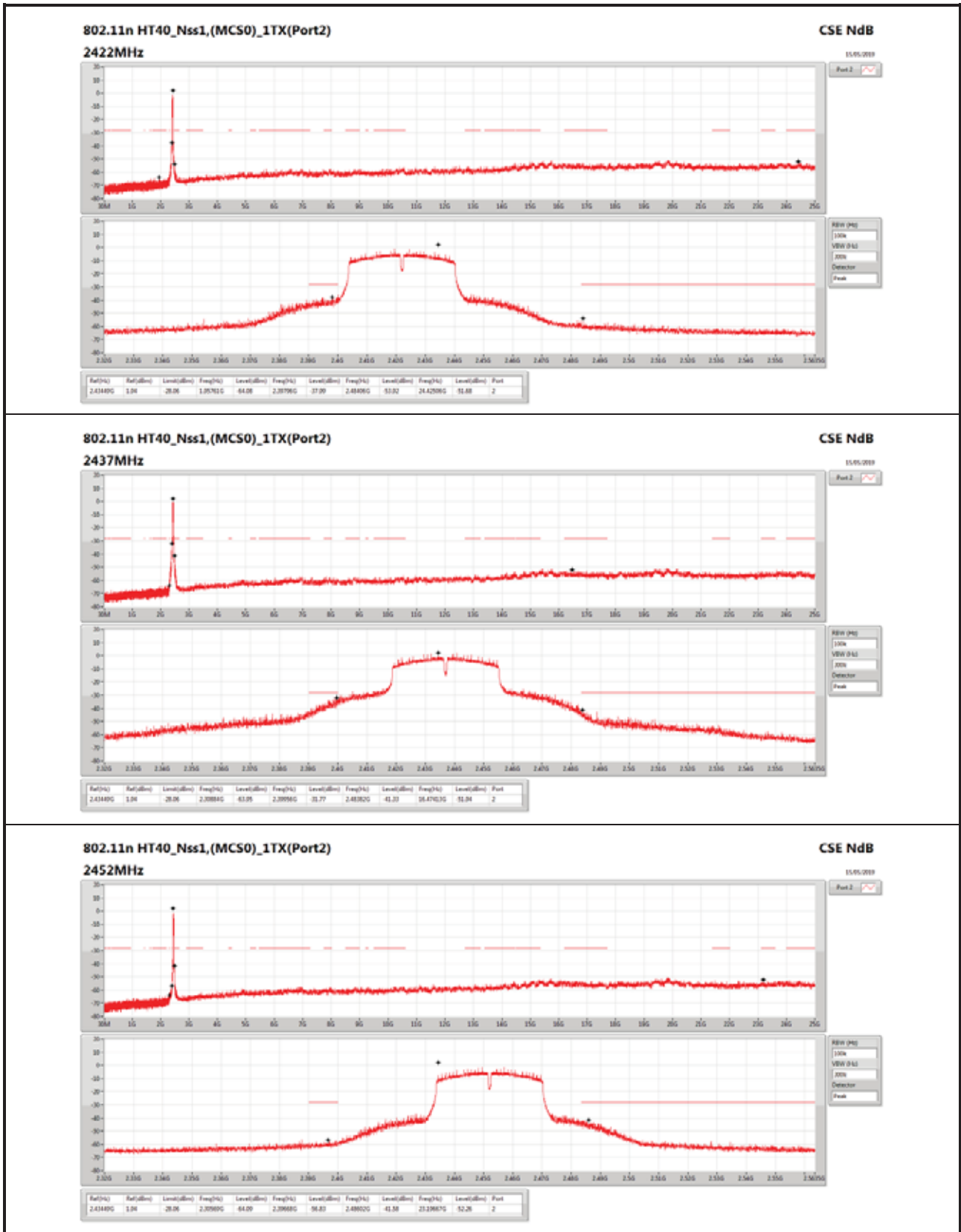














Summary

Mode	Result	Type	Freq (Hz)	Level (dBuV/m)	Limit (dBuV/m)	Margin (dB)	Factor (dB)	Dist (m)	Condition	Azimuth (°)	Height (m)	Comments
2.4-2.4835GHz	-	-	-	-	-	-	-	-	-	-	-	-
802.11n HT40_Nss1,(MCS0)_1TX	Pass	QP	62.98M	36.94	40.00	-3.06	-15.54	3	Horizontal	187	1.81	-



Result

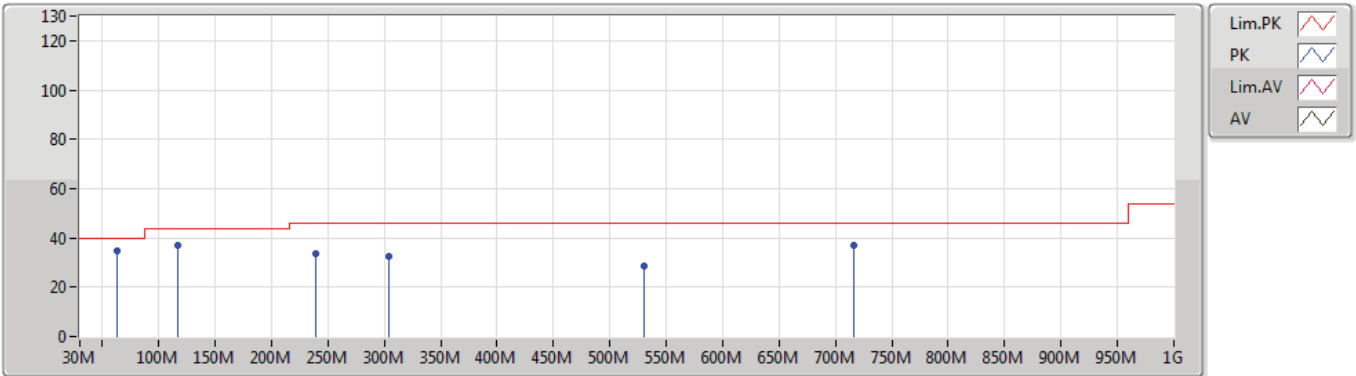
Mode	Result	Type	Freq (Hz)	Level (dBuV/m)	Limit (dBuV/m)	Margin (dB)	Factor (dB)	Dist (m)	Condition	Azimuth (°)	Height (m)	Comments
802.11n HT40_Nss1,(MCS0)_1TX	-	-	-	-	-	-	-	-	-	-	-	-
2437MHz	Pass	PK	62.98M	34.61	40.00	-5.39	-15.54	3	Vertical	360	1.00	-
2437MHz	Pass	PK	117.3M	36.73	43.50	-6.77	-8.93	3	Vertical	360	1.00	-
2437MHz	Pass	PK	239.52M	33.80	46.00	-12.20	-8.23	3	Vertical	360	1.00	-
2437MHz	Pass	PK	303.54M	32.71	46.00	-13.29	-5.78	3	Vertical	360	1.00	-
2437MHz	Pass	PK	530.52M	28.65	46.00	-17.35	-1.83	3	Vertical	360	1.00	-
2437MHz	Pass	PK	716.76M	36.99	46.00	-9.01	0.15	3	Vertical	360	1.00	-
2437MHz	Pass	PK	125.06M	39.44	43.50	-4.06	-8.92	3	Horizontal	0	1.00	-
2437MHz	Pass	PK	355.92M	41.37	46.00	-4.63	-4.75	3	Horizontal	0	1.00	-
2437MHz	Pass	PK	480.08M	32.38	46.00	-13.62	-2.34	3	Horizontal	0	1.00	-
2437MHz	Pass	QP	62.98M	36.94	40.00	-3.06	-15.54	3	Horizontal	187	1.81	-
2437MHz	Pass	QP	235.64M	41.53	46.00	-4.47	-8.70	3	Horizontal	239	1.00	-
2437MHz	Pass	QP	716.76M	41.91	46.00	-4.09	0.15	3	Horizontal	201	1.02	-



802.11n HT40_Nss1,(MCS0)_1TX

11/04/2019

2437MHz_USB



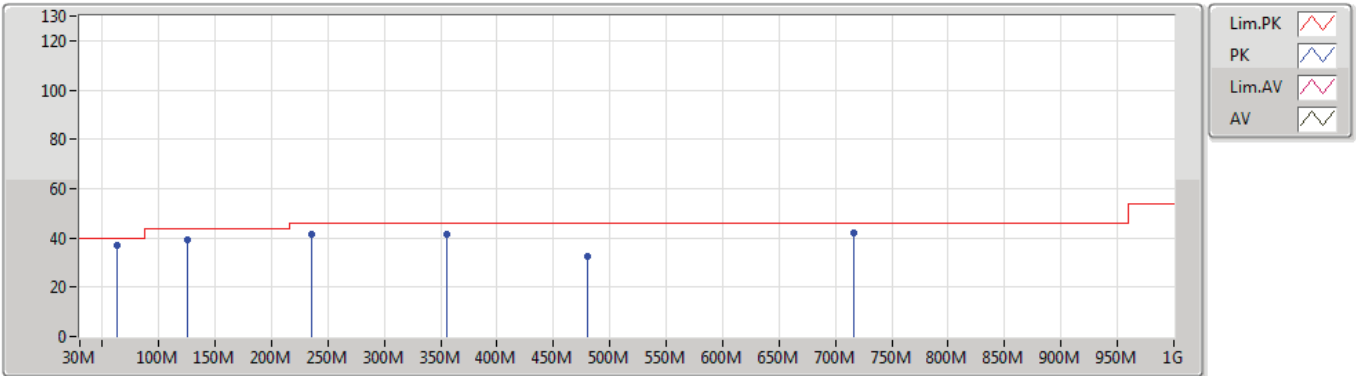
Type	Freq (Hz)	Level (dBuV/m)	Limit (dBuV/m)	Margin (dB)	Factor (dB)	Dist (m)	Condition	Azimuth (°)	Height (m)	Comment
PK	62.98M	34.61	40.00	-5.39	-15.54	3	Vertical	360	1.00	-
PK	117.3M	36.73	43.50	-6.77	-8.93	3	Vertical	360	1.00	-
PK	239.52M	33.80	46.00	-12.20	-8.23	3	Vertical	360	1.00	-
PK	303.54M	32.71	46.00	-13.29	-5.78	3	Vertical	360	1.00	-
PK	530.52M	28.65	46.00	-17.35	-1.83	3	Vertical	360	1.00	-
PK	716.76M	36.99	46.00	-9.01	0.15	3	Vertical	360	1.00	-



802.11n HT40_Nss1,(MCS0)_1TX

11/04/2019

2437MHz_USB



Type	Freq (Hz)	Level (dBuV/m)	Limit (dBuV/m)	Margin (dB)	Factor (dB)	Dist (m)	Condition	Azimuth (°)	Height (m)	Comment
PK	125.06M	39.44	43.50	-4.06	-8.92	3	Horizontal	0	1.00	-
PK	355.92M	41.37	46.00	-4.63	-4.75	3	Horizontal	0	1.00	-
PK	480.08M	32.38	46.00	-13.62	-2.34	3	Horizontal	0	1.00	-
QP	62.98M	36.94	40.00	-3.06	-15.54	3	Horizontal	187	1.81	-
QP	235.64M	41.53	46.00	-4.47	-8.70	3	Horizontal	239	1.00	-
QP	716.76M	41.91	46.00	-4.09	0.15	3	Horizontal	201	1.02	-



Summary

Mode	Result	Type	Freq (Hz)	Level (dBuV/m)	Limit (dBuV/m)	Margin (dB)	Factor (dB)	Dist (m)	Condition	Azimuth (°)	Height (m)	Comments
2.4-2.4835GHz	-	-	-	-	-	-	-	-	-	-	-	-
802.11b_Nss1,(1Mbps)_1TX(Port1)	Pass	AV	2.4878G	50.90	54.00	-3.10	31.32	3	Vertical	293	2.10	-
802.11b_Nss1,(1Mbps)_1TX(Port2)	Pass	AV	2.4886G	50.66	54.00	-3.34	34.17	3	Vertical	296	1.39	-
802.11g_Nss1,(6Mbps)_1TX(Port1)	Pass	AV	2.4835G	50.88	54.00	-3.12	31.30	3	Vertical	291	2.11	-
802.11g_Nss1,(6Mbps)_1TX(Port2)	Pass	PK	2.4835G	70.91	74.00	-3.09	34.18	3	Vertical	296	1.39	-
802.11n HT20_Nss1,(MCS0)_1TX(Port1)	Pass	AV	2.39G	50.91	54.00	-3.09	34.15	3	Vertical	53	1.08	-
802.11n HT20_Nss1,(MCS0)_1TX(Port2)	Pass	AV	2.4835G	50.97	54.00	-3.03	34.18	3	Vertical	291	1.02	-
802.11n HT20_Nss2,(MCS8)_2TX	Pass	AV	2.4838G	50.88	54.00	-3.12	31.30	3	Vertical	58	2.31	-
802.11n HT40_Nss1,(MCS0)_1TX(Port1)	Pass	AV	2.4838G	50.88	54.00	-3.12	31.30	3	Vertical	281	2.20	-
802.11n HT40_Nss1,(MCS0)_1TX(Port2)	Pass	AV	2.4835G	50.91	54.00	-3.09	34.18	3	Vertical	277	1.05	-



Result

Mode	Result	Type	Freq (Hz)	Level (dBuV/m)	Limit (dBuV/m)	Margin (dB)	Factor (dB)	Dist (m)	Condition	Azimuth (°)	Height (m)	Comments
802.11b_Nss1,(1Mbps)_1TX(Port1)	-	-	-	-	-	-	-	-	-	-	-	-
2412MHz	Pass	AV	2.3862G	50.47	54.00	-3.53	30.94	3	Vertical	277	1.20	-
2412MHz	Pass	AV	2.4128G	99.71	Inf	-Inf	31.04	3	Vertical	277	1.20	-
2412MHz	Pass	PK	2.387G	60.63	74.00	-13.37	30.94	3	Vertical	277	1.20	-
2412MHz	Pass	PK	2.4134G	102.21	Inf	-Inf	31.04	3	Vertical	277	1.20	-
2412MHz	Pass	AV	2.3862G	49.76	54.00	-4.24	30.94	3	Horizontal	277	1.20	-
2412MHz	Pass	AV	2.4128G	96.71	Inf	-Inf	31.04	3	Horizontal	277	1.20	-
2412MHz	Pass	PK	2.3868G	59.63	74.00	-14.37	30.94	3	Horizontal	277	1.20	-
2412MHz	Pass	PK	2.4128G	99.27	Inf	-Inf	31.04	3	Horizontal	277	1.20	-
2412MHz	Pass	AV	4.82394G	44.70	54.00	-9.30	1.66	3	Vertical	284	2.41	-
2412MHz	Pass	PK	4.824G	49.49	74.00	-24.51	1.66	3	Vertical	284	2.41	-
2412MHz	Pass	AV	4.824G	47.21	54.00	-6.79	2.90	3	Horizontal	270	1.10	-
2412MHz	Pass	PK	4.82394G	51.99	74.00	-22.01	2.90	3	Horizontal	270	1.10	-
2417MHz	Pass	AV	2.39G	50.30	54.00	-3.70	30.95	3	Vertical	20	2.33	-
2417MHz	Pass	AV	2.4162G	104.19	Inf	-Inf	31.05	3	Vertical	20	2.33	-
2417MHz	Pass	PK	2.3778G	59.90	74.00	-14.10	30.91	3	Vertical	20	2.33	-
2417MHz	Pass	PK	2.416G	106.68	Inf	-Inf	31.04	3	Vertical	20	2.33	-
2417MHz	Pass	AV	2.39G	47.52	54.00	-6.48	30.95	3	Horizontal	316	1.43	-
2417MHz	Pass	AV	2.4162G	100.06	Inf	-Inf	31.05	3	Horizontal	316	1.43	-
2417MHz	Pass	PK	2.3888G	58.59	74.00	-15.41	30.95	3	Horizontal	316	1.43	-
2417MHz	Pass	PK	2.4178G	102.55	Inf	-Inf	31.06	3	Horizontal	316	1.43	-
2437MHz	Pass	AV	2.3378G	45.59	54.00	-8.41	30.78	3	Vertical	360	2.57	-
2437MHz	Pass	AV	2.4378G	94.73	Inf	-Inf	31.13	3	Vertical	360	2.57	-
2437MHz	Pass	AV	2.485G	46.63	54.00	-7.37	31.31	3	Vertical	360	2.57	-
2437MHz	Pass	PK	2.3742G	58.28	74.00	-15.72	30.90	3	Vertical	360	2.57	-
2437MHz	Pass	PK	2.4378G	97.23	Inf	-Inf	31.13	3	Vertical	360	2.57	-
2437MHz	Pass	PK	2.4906G	58.64	74.00	-15.36	31.32	3	Vertical	360	2.57	-
2437MHz	Pass	AV	2.3778G	45.85	54.00	-8.15	30.91	3	Horizontal	23	1.84	-
2437MHz	Pass	AV	2.4378G	99.72	Inf	-Inf	31.13	3	Horizontal	23	1.84	-
2437MHz	Pass	AV	2.4878G	46.64	54.00	-7.36	31.32	3	Horizontal	23	1.84	-
2437MHz	Pass	PK	2.3822G	58.22	74.00	-15.78	30.93	3	Horizontal	23	1.84	-
2437MHz	Pass	PK	2.4378G	102.31	Inf	-Inf	31.13	3	Horizontal	23	1.84	-
2437MHz	Pass	PK	2.4926G	58.43	74.00	-15.57	31.33	3	Horizontal	23	1.84	-
2437MHz	Pass	AV	4.87394G	47.55	54.00	-6.45	1.79	3	Vertical	64	2.06	-
2437MHz	Pass	AV	7.3101G	38.70	54.00	-15.30	7.46	3	Vertical	0	2.05	-
2437MHz	Pass	PK	4.87388G	51.24	74.00	-22.76	1.79	3	Vertical	64	2.06	-
2437MHz	Pass	PK	7.3137G	51.37	74.00	-22.63	7.48	3	Vertical	0	2.05	-
2437MHz	Pass	AV	4.874G	50.32	54.00	-3.68	1.79	3	Horizontal	274	1.16	-
2437MHz	Pass	AV	7.30998G	41.05	54.00	-12.95	9.00	3	Horizontal	97	1.87	-
2437MHz	Pass	PK	4.874G	53.48	74.00	-20.52	1.79	3	Horizontal	274	1.16	-
2437MHz	Pass	PK	7.30752G	52.99	74.00	-21.01	8.99	3	Horizontal	97	1.87	-
2457MHz	Pass	AV	2.4562G	104.24	Inf	-Inf	31.20	3	Vertical	19	2.07	-
2457MHz	Pass	AV	2.4835G	50.15	54.00	-3.85	31.30	3	Vertical	19	2.07	-
2457MHz	Pass	PK	2.456G	106.82	Inf	-Inf	31.20	3	Vertical	19	2.07	-
2457MHz	Pass	PK	2.4835G	60.33	74.00	-13.67	31.30	3	Vertical	19	2.07	-
2457MHz	Pass	AV	2.4562G	102.27	Inf	-Inf	31.20	3	Horizontal	80	2.15	-
2457MHz	Pass	AV	2.4835G	48.26	54.00	-5.74	31.30	3	Horizontal	80	2.15	-
2457MHz	Pass	PK	2.4556G	105.00	Inf	-Inf	31.20	3	Horizontal	80	2.15	-



Mode	Result	Type	Freq (Hz)	Level (dBuV/m)	Limit (dBuV/m)	Margin (dB)	Factor (dB)	Dist (m)	Condition	Azimuth (°)	Height (m)	Comments
2457MHz	Pass	PK	2.492G	59.69	74.00	-14.31	31.33	3	Horizontal	80	2.15	-
2462MHz	Pass	AV	2.4628G	99.71	Inf	-Inf	31.23	3	Vertical	293	2.10	-
2462MHz	Pass	AV	2.4878G	50.90	54.00	-3.10	31.32	3	Vertical	293	2.10	-
2462MHz	Pass	PK	2.4628G	102.20	Inf	-Inf	31.23	3	Vertical	293	2.10	-
2462MHz	Pass	PK	2.4872G	61.45	74.00	-12.55	31.31	3	Vertical	293	2.10	-
2462MHz	Pass	AV	2.4612G	98.40	Inf	-Inf	31.22	3	Horizontal	16	1.18	-
2462MHz	Pass	AV	2.4876G	48.92	54.00	-5.08	31.32	3	Horizontal	16	1.18	-
2462MHz	Pass	PK	2.461G	100.86	Inf	-Inf	31.21	3	Horizontal	16	1.18	-
2462MHz	Pass	PK	2.4872G	59.79	74.00	-14.21	31.31	3	Horizontal	16	1.18	-
2462MHz	Pass	AV	4.924G	38.60	54.00	-15.40	1.92	3	Vertical	82	2.34	-
2462MHz	Pass	AV	7.38012G	37.76	54.00	-16.24	7.64	3	Vertical	300	1.95	-
2462MHz	Pass	PK	4.9237G	46.59	74.00	-27.41	1.92	3	Vertical	82	2.34	-
2462MHz	Pass	PK	7.38576G	50.92	74.00	-23.08	7.66	3	Vertical	300	1.95	-
2462MHz	Pass	AV	4.924G	40.61	54.00	-13.39	1.92	3	Horizontal	120	2.86	-
2462MHz	Pass	AV	7.38264G	37.88	54.00	-16.12	7.65	3	Horizontal	86	1.70	-
2462MHz	Pass	PK	4.92412G	47.88	74.00	-26.12	1.92	3	Horizontal	120	2.86	-
2462MHz	Pass	PK	7.38408G	50.70	74.00	-23.30	7.65	3	Horizontal	86	1.70	-
802.11b_Nss1,(1Mbps)_1TX(Port2)	-	-	-	-	-	-	-	-	-	-	-	-
2412MHz	Pass	AV	2.3862G	49.48	54.00	-4.52	34.15	3	Vertical	304	1.50	-
2412MHz	Pass	AV	2.4136G	103.82	Inf	-Inf	34.15	3	Vertical	304	1.50	-
2412MHz	Pass	PK	2.3872G	60.40	74.00	-13.60	34.16	3	Vertical	304	1.50	-
2412MHz	Pass	PK	2.4128G	106.40	Inf	-Inf	34.15	3	Vertical	304	1.50	-
2412MHz	Pass	AV	2.3862G	47.68	54.00	-6.32	34.15	3	Horizontal	280	1.50	-
2412MHz	Pass	AV	2.4128G	99.43	Inf	-Inf	34.15	3	Horizontal	280	1.50	-
2412MHz	Pass	PK	2.386G	60.10	74.00	-13.90	34.15	3	Horizontal	280	1.50	-
2412MHz	Pass	PK	2.413G	101.95	Inf	-Inf	34.15	3	Horizontal	280	1.50	-
2412MHz	Pass	AV	4.824G	35.89	54.00	-18.11	-1.81	3	Vertical	251	1.52	-
2412MHz	Pass	PK	4.82388G	46.34	74.00	-27.66	-1.81	3	Vertical	251	1.52	-
2412MHz	Pass	AV	4.82394G	33.69	54.00	-20.31	-1.81	3	Horizontal	304	1.92	-
2412MHz	Pass	PK	4.82354G	46.23	74.00	-27.77	-1.81	3	Horizontal	304	1.92	-
2417MHz	Pass	AV	2.39G	50.63	54.00	-3.37	34.15	3	Vertical	300	1.06	-
2417MHz	Pass	AV	2.4162G	102.68	Inf	-Inf	34.16	3	Vertical	300	1.06	-
2417MHz	Pass	PK	2.3896G	60.76	74.00	-13.24	34.15	3	Vertical	300	1.06	-
2417MHz	Pass	PK	2.416G	105.08	Inf	-Inf	34.16	3	Vertical	300	1.06	-
2417MHz	Pass	AV	2.39G	48.68	54.00	-5.32	34.15	3	Horizontal	275	1.23	-
2417MHz	Pass	AV	2.4162G	100.33	Inf	-Inf	34.16	3	Horizontal	275	1.23	-
2417MHz	Pass	PK	2.3866G	60.35	74.00	-13.65	34.15	3	Horizontal	275	1.23	-
2417MHz	Pass	PK	2.4178G	102.75	Inf	-Inf	34.16	3	Horizontal	275	1.23	-
2437MHz	Pass	AV	2.3894G	47.34	54.00	-6.66	34.15	3	Vertical	299	1.03	-
2437MHz	Pass	AV	2.4362G	104.25	Inf	-Inf	34.17	3	Vertical	299	1.03	-
2437MHz	Pass	AV	2.4846G	48.55	54.00	-5.45	34.18	3	Vertical	299	1.03	-
2437MHz	Pass	PK	2.3546G	59.84	74.00	-14.16	34.14	3	Vertical	299	1.03	-
2437MHz	Pass	PK	2.4362G	106.59	Inf	-Inf	34.17	3	Vertical	299	1.03	-
2437MHz	Pass	PK	2.4894G	60.36	74.00	-13.64	34.17	3	Vertical	299	1.03	-
2437MHz	Pass	AV	2.3894G	46.74	54.00	-7.26	34.15	3	Horizontal	277	1.01	-
2437MHz	Pass	AV	2.4362G	101.39	Inf	-Inf	34.17	3	Horizontal	277	1.01	-
2437MHz	Pass	AV	2.485G	47.51	54.00	-6.49	34.18	3	Horizontal	277	1.01	-
2437MHz	Pass	PK	2.3894G	59.48	74.00	-14.52	34.15	3	Horizontal	277	1.01	-
2437MHz	Pass	PK	2.4362G	103.74	Inf	-Inf	34.17	3	Horizontal	277	1.01	-



Mode	Result	Type	Freq (Hz)	Level (dBuV/m)	Limit (dBuV/m)	Margin (dB)	Factor (dB)	Dist (m)	Condition	Azimuth (°)	Height (m)	Comments
2437MHz	Pass	PK	2.4882G	59.68	74.00	-14.32	34.17	3	Horizontal	277	1.01	-
2437MHz	Pass	AV	4.874G	36.41	54.00	-17.59	-1.66	3	Vertical	196	1.50	-
2437MHz	Pass	AV	7.32048G	37.71	54.00	-16.29	3.93	3	Vertical	247	1.50	-
2437MHz	Pass	PK	4.87436G	45.62	74.00	-28.38	-1.66	3	Vertical	196	1.50	-
2437MHz	Pass	PK	7.32066G	50.81	74.00	-23.19	3.93	3	Vertical	247	1.50	-
2437MHz	Pass	AV	4.87397G	36.74	54.00	-17.26	-1.66	3	Horizontal	166	1.05	-
2437MHz	Pass	AV	7.29888G	37.85	54.00	-16.15	3.88	3	Horizontal	1	2.17	-
2437MHz	Pass	PK	4.87419G	46.46	74.00	-27.54	-1.66	3	Horizontal	166	1.05	-
2437MHz	Pass	PK	7.31454G	50.69	74.00	-23.31	3.90	3	Horizontal	1	2.17	-
2457MHz	Pass	AV	2.4552G	103.06	Inf	-Inf	34.16	3	Vertical	293	1.50	-
2457MHz	Pass	AV	2.4842G	49.30	54.00	-4.70	34.18	3	Vertical	293	1.50	-
2457MHz	Pass	PK	2.456G	105.47	Inf	-Inf	34.17	3	Vertical	293	1.50	-
2457MHz	Pass	PK	2.4854G	63.96	74.00	-10.04	34.18	3	Vertical	293	1.50	-
2457MHz	Pass	AV	2.4552G	101.46	Inf	-Inf	34.16	3	Horizontal	272	1.22	-
2457MHz	Pass	AV	2.484G	48.34	54.00	-5.66	34.18	3	Horizontal	272	1.22	-
2457MHz	Pass	PK	2.456G	103.88	Inf	-Inf	34.17	3	Horizontal	272	1.22	-
2457MHz	Pass	PK	2.4876G	61.18	74.00	-12.82	34.17	3	Horizontal	272	1.22	-
2462MHz	Pass	AV	2.4612G	102.35	Inf	-Inf	34.17	3	Vertical	296	1.39	-
2462MHz	Pass	AV	2.4886G	50.66	54.00	-3.34	34.17	3	Vertical	296	1.39	-
2462MHz	Pass	PK	2.4628G	104.85	Inf	-Inf	34.17	3	Vertical	296	1.39	-
2462MHz	Pass	PK	2.488G	61.30	74.00	-12.70	34.17	3	Vertical	296	1.39	-
2462MHz	Pass	AV	2.4612G	100.16	Inf	-Inf	34.17	3	Horizontal	275	1.20	-
2462MHz	Pass	AV	2.4886G	49.67	54.00	-4.33	34.17	3	Horizontal	275	1.20	-
2462MHz	Pass	PK	2.461G	102.50	Inf	-Inf	34.17	3	Horizontal	275	1.20	-
2462MHz	Pass	PK	2.4888G	60.75	74.00	-13.25	34.17	3	Horizontal	275	1.20	-
2462MHz	Pass	AV	4.924G	32.53	54.00	-21.47	-1.50	3	Vertical	197	1.49	-
2462MHz	Pass	AV	7.38726G	38.02	54.00	-15.98	4.10	3	Vertical	341	1.50	-
2462MHz	Pass	PK	4.92406G	44.86	74.00	-29.14	-1.50	3	Vertical	197	1.49	-
2462MHz	Pass	PK	7.37712G	50.92	74.00	-23.08	4.08	3	Vertical	341	1.50	-
2462MHz	Pass	AV	4.92394G	33.72	54.00	-20.28	-1.50	3	Horizontal	162	1.02	-
2462MHz	Pass	AV	7.38768G	38.00	54.00	-16.00	4.10	3	Horizontal	58	1.50	-
2462MHz	Pass	PK	4.92376G	44.80	74.00	-29.20	-1.50	3	Horizontal	162	1.02	-
2462MHz	Pass	PK	7.39026G	51.00	74.00	-23.00	4.11	3	Horizontal	58	1.50	-
802.11g_Nss1,(6Mbps)_TX(Port1)	-	-	-	-	-	-	-	-	-	-	-	-
2412MHz	Pass	AV	2.3898G	50.31	54.00	-3.69	30.95	3	Vertical	281	1.16	-
2412MHz	Pass	AV	2.413G	94.72	Inf	-Inf	31.04	3	Vertical	281	1.16	-
2412MHz	Pass	PK	2.3898G	68.53	74.00	-5.47	30.95	3	Vertical	281	1.16	-
2412MHz	Pass	PK	2.4106G	103.62	Inf	-Inf	31.03	3	Vertical	281	1.16	-
2412MHz	Pass	AV	2.39G	49.20	54.00	-4.80	30.95	3	Horizontal	11	1.01	-
2412MHz	Pass	AV	2.4136G	91.50	Inf	-Inf	31.04	3	Horizontal	11	1.01	-
2412MHz	Pass	PK	2.3896G	66.40	74.00	-7.60	30.95	3	Horizontal	11	1.01	-
2412MHz	Pass	PK	2.4134G	100.64	Inf	-Inf	31.04	3	Horizontal	11	1.01	-
2412MHz	Pass	AV	4.82664G	33.39	54.00	-20.61	1.68	3	Vertical	137	1.26	-
2412MHz	Pass	PK	4.8291G	45.60	74.00	-28.40	1.68	3	Vertical	137	1.26	-
2412MHz	Pass	AV	4.82508G	33.71	54.00	-20.29	1.68	3	Horizontal	316	1.61	-
2412MHz	Pass	PK	4.82994G	46.21	74.00	-27.79	1.68	3	Horizontal	316	1.61	-
2417MHz	Pass	AV	2.39G	50.64	54.00	-3.36	30.95	3	Vertical	289	1.16	-
2417MHz	Pass	AV	2.416G	94.60	Inf	-Inf	31.04	3	Vertical	289	1.16	-
2417MHz	Pass	PK	2.388G	67.48	74.00	-6.52	30.95	3	Vertical	289	1.16	-



Mode	Result	Type	Freq (Hz)	Level (dBuV/m)	Limit (dBuV/m)	Margin (dB)	Factor (dB)	Dist (m)	Condition	Azimuth (°)	Height (m)	Comments
2417MHz	Pass	PK	2.4154G	103.72	Inf	-Inf	31.04	3	Vertical	289	1.16	-
2417MHz	Pass	AV	2.39G	48.82	54.00	-5.18	30.95	3	Horizontal	7	2.35	-
2417MHz	Pass	AV	2.4182G	92.80	Inf	-Inf	31.06	3	Horizontal	7	2.35	-
2417MHz	Pass	PK	2.3896G	65.63	74.00	-8.37	30.95	3	Horizontal	7	2.35	-
2417MHz	Pass	PK	2.416G	101.88	Inf	-Inf	31.04	3	Horizontal	7	2.35	-
2437MHz	Pass	AV	2.3898G	48.15	54.00	-5.85	30.95	3	Vertical	285	2.43	-
2437MHz	Pass	AV	2.4386G	98.94	Inf	-Inf	31.13	3	Vertical	285	2.43	-
2437MHz	Pass	AV	2.4842G	47.72	54.00	-6.28	31.31	3	Vertical	285	2.43	-
2437MHz	Pass	PK	2.3878G	62.70	74.00	-11.30	30.95	3	Vertical	285	2.43	-
2437MHz	Pass	PK	2.4402G	108.28	Inf	-Inf	31.14	3	Vertical	285	2.43	-
2437MHz	Pass	PK	2.4842G	61.29	74.00	-12.71	31.31	3	Vertical	285	2.43	-
2437MHz	Pass	AV	2.389G	47.21	54.00	-6.79	30.95	3	Horizontal	22	1.83	-
2437MHz	Pass	AV	2.4382G	96.44	Inf	-Inf	31.13	3	Horizontal	22	1.83	-
2437MHz	Pass	AV	2.4846G	47.72	54.00	-6.28	31.31	3	Horizontal	22	1.83	-
2437MHz	Pass	PK	2.3878G	63.64	74.00	-10.36	30.95	3	Horizontal	22	1.83	-
2437MHz	Pass	PK	2.4394G	105.56	Inf	-Inf	31.14	3	Horizontal	22	1.83	-
2437MHz	Pass	PK	2.4838G	60.50	74.00	-13.50	31.30	3	Horizontal	22	1.83	-
2437MHz	Pass	AV	4.87568G	35.43	54.00	-18.57	1.81	3	Vertical	83	1.21	-
2437MHz	Pass	AV	7.31442G	38.54	54.00	-15.46	7.48	3	Vertical	215	2.16	-
2437MHz	Pass	PK	4.87796G	47.63	74.00	-26.37	1.81	3	Vertical	83	1.21	-
2437MHz	Pass	PK	7.30224G	51.18	74.00	-22.82	7.45	3	Vertical	215	2.16	-
2437MHz	Pass	AV	4.8758G	38.03	54.00	-15.97	1.81	3	Horizontal	268	1.08	-
2437MHz	Pass	AV	7.30734G	38.56	54.00	-15.44	7.46	3	Horizontal	45	1.75	-
2437MHz	Pass	PK	4.87592G	50.81	74.00	-23.19	1.81	3	Horizontal	268	1.08	-
2437MHz	Pass	PK	7.31016G	51.17	74.00	-22.83	7.46	3	Horizontal	45	1.75	-
2457MHz	Pass	AV	2.4556G	95.00	Inf	-Inf	31.20	3	Vertical	284	1.24	-
2457MHz	Pass	AV	2.4835G	50.52	54.00	-3.48	31.30	3	Vertical	284	1.24	-
2457MHz	Pass	PK	2.457G	104.32	Inf	-Inf	31.20	3	Vertical	284	1.24	-
2457MHz	Pass	PK	2.4838G	68.68	74.00	-5.32	31.30	3	Vertical	284	1.24	-
2457MHz	Pass	AV	2.458G	91.62	Inf	-Inf	31.20	3	Horizontal	6	1.30	-
2457MHz	Pass	AV	2.4835G	48.49	54.00	-5.51	31.30	3	Horizontal	6	1.30	-
2457MHz	Pass	PK	2.4612G	100.79	Inf	-Inf	31.22	3	Horizontal	6	1.30	-
2457MHz	Pass	PK	2.4846G	64.11	74.00	-9.89	31.31	3	Horizontal	6	1.30	-
2462MHz	Pass	AV	2.4628G	93.86	Inf	-Inf	31.23	3	Vertical	291	2.11	-
2462MHz	Pass	AV	2.4835G	50.88	54.00	-3.12	31.30	3	Vertical	291	2.11	-
2462MHz	Pass	PK	2.4646G	103.46	Inf	-Inf	31.23	3	Vertical	291	2.11	-
2462MHz	Pass	PK	2.484G	68.60	74.00	-5.40	31.31	3	Vertical	291	2.11	-
2462MHz	Pass	AV	2.4632G	92.39	Inf	-Inf	31.23	3	Horizontal	20	1.78	-
2462MHz	Pass	AV	2.4835G	50.33	54.00	-3.67	31.30	3	Horizontal	20	1.78	-
2462MHz	Pass	PK	2.4632G	101.61	Inf	-Inf	31.23	3	Horizontal	20	1.78	-
2462MHz	Pass	PK	2.4836G	66.70	74.00	-7.30	31.30	3	Horizontal	20	1.78	-
2462MHz	Pass	AV	4.92646G	33.68	54.00	-20.32	1.93	3	Vertical	52	1.94	-
2462MHz	Pass	AV	7.38984G	38.34	54.00	-15.66	7.68	3	Vertical	231	1.49	-
2462MHz	Pass	PK	4.92016G	46.30	74.00	-27.70	1.92	3	Vertical	52	1.94	-
2462MHz	Pass	PK	7.37184G	50.96	74.00	-23.04	7.63	3	Vertical	231	1.49	-
2462MHz	Pass	AV	4.92298G	32.91	54.00	-21.09	1.92	3	Horizontal	212	1.59	-
2462MHz	Pass	AV	7.37964G	38.42	54.00	-15.58	7.64	3	Horizontal	256	2.15	-
2462MHz	Pass	PK	4.93492G	45.89	74.00	-28.11	1.95	3	Horizontal	212	1.59	-
2462MHz	Pass	PK	7.37484G	51.54	74.00	-22.46	7.64	3	Horizontal	256	2.15	-



Mode	Result	Type	Freq (Hz)	Level (dBuV/m)	Limit (dBuV/m)	Margin (dB)	Factor (dB)	Dist (m)	Condition	Azimuth (°)	Height (m)	Comments
802.11g_Nss1,(6Mbps)_1TX(Port2)	-	-	-	-	-	-	-	-	-	-	-	-
2412MHz	Pass	AV	2.39G	50.14	54.00	-3.86	34.15	3	Vertical	300	1.07	-
2412MHz	Pass	AV	2.4132G	95.32	Inf	-Inf	34.15	3	Vertical	300	1.07	-
2412MHz	Pass	PK	2.3896G	70.78	74.00	-3.22	34.15	3	Vertical	300	1.07	-
2412MHz	Pass	PK	2.4126G	105.42	Inf	-Inf	34.15	3	Vertical	300	1.07	-
2412MHz	Pass	AV	2.39G	48.62	54.00	-5.38	34.15	3	Horizontal	275	1.20	-
2412MHz	Pass	AV	2.4134G	92.36	Inf	-Inf	34.15	3	Horizontal	275	1.20	-
2412MHz	Pass	PK	2.39G	66.58	74.00	-7.42	34.15	3	Horizontal	275	1.20	-
2412MHz	Pass	PK	2.4146G	102.52	Inf	-Inf	34.16	3	Horizontal	275	1.20	-
2412MHz	Pass	AV	4.8242G	32.15	54.00	-21.85	-1.81	3	Vertical	314	1.97	-
2412MHz	Pass	PK	4.82406G	45.80	74.00	-28.20	-1.81	3	Vertical	314	1.97	-
2412MHz	Pass	AV	4.82444G	32.13	54.00	-21.87	-1.81	3	Horizontal	145	1.79	-
2412MHz	Pass	PK	4.82442G	45.27	74.00	-28.73	-1.81	3	Horizontal	145	1.79	-
2417MHz	Pass	AV	2.39G	50.43	54.00	-3.57	34.15	3	Vertical	296	1.50	-
2417MHz	Pass	AV	2.4158G	96.88	Inf	-Inf	34.16	3	Vertical	296	1.50	-
2417MHz	Pass	PK	2.3876G	70.57	74.00	-3.43	34.15	3	Vertical	296	1.50	-
2417MHz	Pass	PK	2.4156G	106.78	Inf	-Inf	34.16	3	Vertical	296	1.50	-
2417MHz	Pass	AV	2.39G	49.69	54.00	-4.31	34.15	3	Horizontal	272	1.22	-
2417MHz	Pass	AV	2.4182G	95.42	Inf	-Inf	34.16	3	Horizontal	272	1.22	-
2417MHz	Pass	PK	2.39G	68.34	74.00	-5.66	34.15	3	Horizontal	272	1.22	-
2417MHz	Pass	PK	2.4156G	105.42	Inf	-Inf	34.16	3	Horizontal	272	1.22	-
2437MHz	Pass	AV	2.3898G	47.13	54.00	-6.87	34.15	3	Vertical	285	1.02	-
2437MHz	Pass	AV	2.4362G	98.93	Inf	-Inf	34.17	3	Vertical	285	1.02	-
2437MHz	Pass	AV	2.4835G	48.01	54.00	-5.99	34.18	3	Vertical	285	1.02	-
2437MHz	Pass	PK	2.3854G	62.10	74.00	-11.90	34.15	3	Vertical	285	1.02	-
2437MHz	Pass	PK	2.4358G	108.85	Inf	-Inf	34.17	3	Vertical	285	1.02	-
2437MHz	Pass	PK	2.4842G	62.12	74.00	-11.88	34.18	3	Vertical	285	1.02	-
2437MHz	Pass	AV	2.3894G	46.70	54.00	-7.30	34.15	3	Horizontal	274	1.02	-
2437MHz	Pass	AV	2.4358G	96.53	Inf	-Inf	34.17	3	Horizontal	274	1.02	-
2437MHz	Pass	AV	2.4838G	47.27	54.00	-6.73	34.18	3	Horizontal	274	1.02	-
2437MHz	Pass	PK	2.349G	60.35	74.00	-13.65	34.14	3	Horizontal	274	1.02	-
2437MHz	Pass	PK	2.4362G	106.59	Inf	-Inf	34.17	3	Horizontal	274	1.02	-
2437MHz	Pass	PK	2.4918G	60.64	74.00	-13.36	34.18	3	Horizontal	274	1.02	-
2437MHz	Pass	AV	4.86266G	31.49	54.00	-22.51	-1.69	3	Vertical	168	1.50	-
2437MHz	Pass	AV	7.32282G	37.80	54.00	-16.20	3.93	3	Vertical	21	1.50	-
2437MHz	Pass	PK	4.87526G	44.86	74.00	-29.14	-1.65	3	Vertical	168	1.50	-
2437MHz	Pass	PK	7.3146G	50.50	74.00	-23.50	3.91	3	Vertical	21	1.50	-
2437MHz	Pass	AV	4.86452G	31.57	54.00	-22.43	-1.69	3	Horizontal	298	1.50	-
2437MHz	Pass	AV	7.31156G	37.75	54.00	-16.25	3.90	3	Horizontal	350	1.50	-
2437MHz	Pass	PK	4.87706G	44.69	74.00	-29.31	-1.64	3	Horizontal	298	1.50	-
2437MHz	Pass	PK	7.31152G	50.92	74.00	-23.08	3.90	3	Horizontal	350	1.50	-
2457MHz	Pass	AV	2.4556G	96.16	Inf	-Inf	34.17	3	Vertical	290	1.50	-
2457MHz	Pass	AV	2.4835G	49.27	54.00	-4.73	34.18	3	Vertical	290	1.50	-
2457MHz	Pass	PK	2.4568G	107.13	Inf	-Inf	34.17	3	Vertical	290	1.50	-
2457MHz	Pass	PK	2.4836G	70.42	74.00	-3.58	34.18	3	Vertical	290	1.50	-
2457MHz	Pass	AV	2.4556G	94.86	Inf	-Inf	34.17	3	Horizontal	273	1.21	-
2457MHz	Pass	AV	2.4835G	48.21	54.00	-5.79	34.18	3	Horizontal	273	1.21	-
2457MHz	Pass	PK	2.4556G	105.15	Inf	-Inf	34.17	3	Horizontal	273	1.21	-
2457MHz	Pass	PK	2.4838G	67.71	74.00	-6.29	34.18	3	Horizontal	273	1.21	-



Mode	Result	Type	Freq (Hz)	Level (dBuV/m)	Limit (dBuV/m)	Margin (dB)	Factor (dB)	Dist (m)	Condition	Azimuth (°)	Height (m)	Comments
2462MHz	Pass	AV	2.4632G	95.48	Inf	-Inf	34.17	3	Vertical	296	1.39	-
2462MHz	Pass	AV	2.4835G	49.74	54.00	-4.26	34.18	3	Vertical	296	1.39	-
2462MHz	Pass	PK	2.4606G	105.93	Inf	-Inf	34.17	3	Vertical	296	1.39	-
2462MHz	Pass	PK	2.4835G	70.91	74.00	-3.09	34.18	3	Vertical	296	1.39	-
2462MHz	Pass	AV	2.461G	92.96	Inf	-Inf	34.17	3	Horizontal	272	1.24	-
2462MHz	Pass	AV	2.4835G	49.06	54.00	-4.94	34.18	3	Horizontal	272	1.24	-
2462MHz	Pass	PK	2.4636G	103.39	Inf	-Inf	34.17	3	Horizontal	272	1.24	-
2462MHz	Pass	PK	2.4835G	66.33	74.00	-7.67	34.18	3	Horizontal	272	1.24	-
2462MHz	Pass	AV	4.92474G	31.48	54.00	-22.52	-1.50	3	Vertical	108	1.53	-
2462MHz	Pass	AV	7.38638G	38.07	54.00	-15.93	4.10	3	Vertical	111	1.60	-
2462MHz	Pass	PK	4.92416G	44.37	74.00	-29.63	-1.50	3	Vertical	108	1.53	-
2462MHz	Pass	PK	7.38686G	52.22	74.00	-21.78	4.10	3	Vertical	111	1.60	-
2462MHz	Pass	AV	4.91956G	31.55	54.00	-22.45	-1.51	3	Horizontal	196	1.87	-
2462MHz	Pass	AV	7.38644G	38.19	54.00	-15.81	4.10	3	Horizontal	89	1.33	-
2462MHz	Pass	PK	4.9321G	45.23	74.00	-28.77	-1.47	3	Horizontal	196	1.87	-
2462MHz	Pass	PK	7.38347G	51.46	74.00	-22.54	4.09	3	Horizontal	89	1.33	-
802.11n HT20_Nss1,(MCS0)_1TX(Port1)	-	-	-	-	-	-	-	-	-	-	-	-
2412MHz	Pass	AV	2.39G	50.53	54.00	-3.47	34.15	3	Vertical	51	1.08	-
2412MHz	Pass	AV	2.4126G	91.37	Inf	-Inf	34.15	3	Vertical	51	1.08	-
2412MHz	Pass	PK	2.3894G	67.63	74.00	-6.37	34.15	3	Vertical	51	1.08	-
2412MHz	Pass	PK	2.4114G	101.06	Inf	-Inf	34.16	3	Vertical	51	1.08	-
2412MHz	Pass	AV	2.3898G	49.62	54.00	-4.38	34.15	3	Horizontal	334	2.15	-
2412MHz	Pass	AV	2.4132G	90.76	Inf	-Inf	34.15	3	Horizontal	334	2.15	-
2412MHz	Pass	PK	2.387G	65.08	74.00	-8.92	34.16	3	Horizontal	334	2.15	-
2412MHz	Pass	PK	2.4108G	100.39	Inf	-Inf	34.16	3	Horizontal	334	2.15	-
2412MHz	Pass	AV	4.82402G	32.83	54.00	-21.17	-1.86	3	Vertical	142	1.21	-
2412MHz	Pass	PK	4.8246G	45.84	74.00	-28.16	-1.86	3	Vertical	142	1.21	-
2412MHz	Pass	AV	4.8108G	32.96	54.00	-21.04	-1.86	3	Horizontal	181	1.58	-
2412MHz	Pass	PK	4.81254G	45.73	74.00	-28.27	-1.85	3	Horizontal	181	1.58	-
2417MHz	Pass	AV	2.39G	50.91	54.00	-3.09	34.15	3	Vertical	53	1.08	-
2417MHz	Pass	AV	2.4162G	92.93	Inf	-Inf	34.16	3	Vertical	53	1.08	-
2417MHz	Pass	PK	2.3896G	68.89	74.00	-5.11	34.15	3	Vertical	53	1.08	-
2417MHz	Pass	PK	2.416G	102.81	Inf	-Inf	34.16	3	Vertical	53	1.08	-
2417MHz	Pass	AV	2.3898G	50.16	54.00	-3.84	34.15	3	Horizontal	327	2.41	-
2417MHz	Pass	AV	2.4162G	93.19	Inf	-Inf	34.16	3	Horizontal	327	2.41	-
2417MHz	Pass	PK	2.39G	68.84	74.00	-5.16	34.15	3	Horizontal	327	2.41	-
2417MHz	Pass	PK	2.419G	102.18	Inf	-Inf	34.16	3	Horizontal	327	2.41	-
2437MHz	Pass	AV	2.3894G	49.14	54.00	-4.86	34.15	3	Vertical	51	1.24	-
2437MHz	Pass	AV	2.435G	94.79	Inf	-Inf	34.17	3	Vertical	51	1.24	-
2437MHz	Pass	AV	2.4862G	47.81	54.00	-6.19	34.18	3	Vertical	51	1.24	-
2437MHz	Pass	PK	2.3874G	64.97	74.00	-9.03	34.16	3	Vertical	51	1.24	-
2437MHz	Pass	PK	2.4358G	104.36	Inf	-Inf	34.17	3	Vertical	51	1.24	-
2437MHz	Pass	PK	2.4946G	60.27	74.00	-13.73	34.18	3	Vertical	51	1.24	-
2437MHz	Pass	AV	2.3898G	48.76	54.00	-5.24	34.15	3	Horizontal	335	2.99	-
2437MHz	Pass	AV	2.4354G	95.06	Inf	-Inf	34.17	3	Horizontal	335	2.99	-
2437MHz	Pass	AV	2.4835G	47.94	54.00	-6.06	34.18	3	Horizontal	335	2.99	-
2437MHz	Pass	PK	2.3866G	64.93	74.00	-9.07	34.15	3	Horizontal	335	2.99	-
2437MHz	Pass	PK	2.4394G	104.46	Inf	-Inf	34.16	3	Horizontal	335	2.99	-
2437MHz	Pass	PK	2.4982G	60.28	74.00	-13.72	34.18	3	Horizontal	335	2.99	-



Mode	Result	Type	Freq (Hz)	Level (dBuV/m)	Limit (dBuV/m)	Margin (dB)	Factor (dB)	Dist (m)	Condition	Azimuth (°)	Height (m)	Comments
2437MHz	Pass	AV	4.88744G	32.23	54.00	-21.77	-1.62	3	Vertical	203	2.31	-
2437MHz	Pass	AV	7.32042G	38.60	54.00	-15.40	3.93	3	Vertical	199	2.35	-
2437MHz	Pass	PK	4.87424G	44.78	74.00	-29.22	-1.66	3	Vertical	203	2.31	-
2437MHz	Pass	PK	7.30194G	51.23	74.00	-22.77	3.88	3	Vertical	199	2.35	-
2437MHz	Pass	AV	4.86848G	32.25	54.00	-21.75	-1.68	3	Horizontal	68	1.84	-
2437MHz	Pass	AV	7.30836G	38.37	54.00	-15.63	3.89	3	Horizontal	108	2.43	-
2437MHz	Pass	PK	4.86362G	44.86	74.00	-29.14	-1.69	3	Horizontal	68	1.84	-
2437MHz	Pass	PK	7.3191G	51.35	74.00	-22.65	3.93	3	Horizontal	108	2.43	-
2457MHz	Pass	AV	2.4556G	92.42	Inf	-Inf	34.17	3	Vertical	36	1.50	-
2457MHz	Pass	AV	2.4838G	50.58	54.00	-3.42	34.18	3	Vertical	36	1.50	-
2457MHz	Pass	PK	2.455G	102.29	Inf	-Inf	34.16	3	Vertical	36	1.50	-
2457MHz	Pass	PK	2.4835G	67.78	74.00	-6.22	34.18	3	Vertical	36	1.50	-
2457MHz	Pass	AV	2.4552G	93.53	Inf	-Inf	34.16	3	Horizontal	331	2.65	-
2457MHz	Pass	AV	2.4835G	50.68	54.00	-3.32	34.18	3	Horizontal	331	2.65	-
2457MHz	Pass	PK	2.459G	103.45	Inf	-Inf	34.17	3	Horizontal	331	2.65	-
2457MHz	Pass	PK	2.4842G	67.02	74.00	-6.98	34.18	3	Horizontal	331	2.65	-
2462MHz	Pass	AV	2.4612G	90.65	Inf	-Inf	34.17	3	Vertical	49	1.35	-
2462MHz	Pass	AV	2.4835G	50.11	54.00	-3.89	34.18	3	Vertical	49	1.35	-
2462MHz	Pass	PK	2.4604G	100.17	Inf	-Inf	34.17	3	Vertical	49	1.35	-
2462MHz	Pass	PK	2.4844G	66.20	74.00	-7.80	34.18	3	Vertical	49	1.35	-
2462MHz	Pass	AV	2.463G	91.79	Inf	-Inf	34.17	3	Horizontal	333	2.64	-
2462MHz	Pass	AV	2.4835G	50.63	54.00	-3.37	34.18	3	Horizontal	333	2.64	-
2462MHz	Pass	PK	2.4596G	101.05	Inf	-Inf	34.17	3	Horizontal	333	2.64	-
2462MHz	Pass	PK	2.4844G	67.21	74.00	-6.79	34.18	3	Horizontal	333	2.64	-
2462MHz	Pass	AV	4.92118G	32.48	54.00	-21.52	-1.50	3	Vertical	32	2.42	-
2462MHz	Pass	AV	7.3866G	38.62	54.00	-15.38	4.10	3	Vertical	190	1.16	-
2462MHz	Pass	PK	4.90996G	44.76	74.00	-29.24	-1.54	3	Vertical	32	2.42	-
2462MHz	Pass	PK	7.38942G	51.31	74.00	-22.69	4.10	3	Vertical	190	1.16	-
2462MHz	Pass	AV	4.92832G	32.25	54.00	-21.75	-1.48	3	Horizontal	21	2.27	-
2462MHz	Pass	AV	7.38732G	38.76	54.00	-15.24	4.10	3	Horizontal	157	1.71	-
2462MHz	Pass	PK	4.9245G	45.33	74.00	-28.67	-1.50	3	Horizontal	21	2.27	-
2462MHz	Pass	PK	7.383G	51.49	74.00	-22.51	4.09	3	Horizontal	157	1.71	-
802.11n HT20_Nss1,(MCS0)_TTX(Port2)	-	-	-	-	-	-	-	-	-	-	-	-
2412MHz	Pass	AV	2.39G	50.66	54.00	-3.34	34.15	3	Vertical	294	1.05	-
2412MHz	Pass	AV	2.4132G	95.15	Inf	-Inf	34.15	3	Vertical	294	1.05	-
2412MHz	Pass	PK	2.39G	69.58	74.00	-4.42	34.15	3	Vertical	294	1.05	-
2412MHz	Pass	PK	2.4132G	104.97	Inf	-Inf	34.15	3	Vertical	294	1.05	-
2412MHz	Pass	AV	2.39G	48.98	54.00	-5.02	34.15	3	Horizontal	288	2.48	-
2412MHz	Pass	AV	2.4132G	92.70	Inf	-Inf	34.15	3	Horizontal	288	2.48	-
2412MHz	Pass	PK	2.39G	66.53	74.00	-7.47	34.15	3	Horizontal	288	2.48	-
2412MHz	Pass	PK	2.4134G	102.49	Inf	-Inf	34.15	3	Horizontal	288	2.48	-
2412MHz	Pass	AV	4.82428G	40.14	54.00	-13.86	5.45	3	Vertical	164	2.02	-
2412MHz	Pass	PK	4.82438G	52.72	74.00	-21.28	5.45	3	Vertical	164	2.02	-
2412MHz	Pass	AV	4.82436G	32.80	54.00	-21.20	-1.86	3	Horizontal	19	1.46	-
2412MHz	Pass	PK	4.82826G	46.08	74.00	-27.92	-1.81	3	Horizontal	19	1.46	-
2417MHz	Pass	AV	2.3898G	50.73	54.00	-3.27	34.15	3	Vertical	295	1.07	-
2417MHz	Pass	AV	2.4158G	97.28	Inf	-Inf	34.16	3	Vertical	295	1.07	-
2417MHz	Pass	PK	2.3882G	70.36	74.00	-3.64	34.15	3	Vertical	295	1.07	-
2417MHz	Pass	PK	2.415G	107.12	Inf	-Inf	34.16	3	Vertical	295	1.07	-



Mode	Result	Type	Freq (Hz)	Level (dBuV/m)	Limit (dBuV/m)	Margin (dB)	Factor (dB)	Dist (m)	Condition	Azimuth (°)	Height (m)	Comments
2417MHz	Pass	AV	2.39G	48.90	54.00	-5.10	34.15	3	Horizontal	269	1.22	-
2417MHz	Pass	AV	2.4192G	94.77	Inf	-Inf	34.16	3	Horizontal	269	1.22	-
2417MHz	Pass	PK	2.3896G	68.17	74.00	-5.83	34.15	3	Horizontal	269	1.22	-
2417MHz	Pass	PK	2.4192G	104.12	Inf	-Inf	34.16	3	Horizontal	269	1.22	-
2437MHz	Pass	AV	2.3898G	47.34	54.00	-6.66	34.15	3	Horizontal	272	1.02	-
2437MHz	Pass	AV	2.4358G	96.91	Inf	-Inf	34.17	3	Horizontal	272	1.02	-
2437MHz	Pass	AV	2.485G	47.99	54.00	-6.01	34.18	3	Horizontal	272	1.02	-
2437MHz	Pass	PK	2.3886G	60.50	74.00	-13.50	34.15	3	Horizontal	272	1.02	-
2437MHz	Pass	PK	2.4338G	106.03	Inf	-Inf	34.16	3	Horizontal	272	1.02	-
2437MHz	Pass	PK	2.4846G	61.53	74.00	-12.47	34.18	3	Horizontal	272	1.02	-
2437MHz	Pass	AV	4.87404G	32.23	54.00	-21.77	-1.61	3	Vertical	353	1.90	-
2437MHz	Pass	AV	7.32126G	38.75	54.00	-15.25	3.93	3	Vertical	250	1.83	-
2437MHz	Pass	PK	4.87412G	45.66	74.00	-28.34	-1.69	3	Vertical	353	1.90	-
2437MHz	Pass	PK	7.31658G	51.91	74.00	-22.09	3.91	3	Vertical	250	1.83	-
2437MHz	Pass	AV	4.86236G	32.27	54.00	-21.73	-1.70	3	Horizontal	348	1.98	-
2437MHz	Pass	AV	7.32162G	38.59	54.00	-15.41	3.93	3	Horizontal	158	1.03	-
2437MHz	Pass	PK	4.87826G	44.59	74.00	-29.41	-1.64	3	Horizontal	348	1.98	-
2437MHz	Pass	PK	7.32132G	50.94	74.00	-23.06	3.93	3	Horizontal	158	1.03	-
2457MHz	Pass	AV	2.456G	96.71	Inf	-Inf	34.17	3	Vertical	291	1.50	-
2457MHz	Pass	AV	2.4835G	50.73	54.00	-3.27	34.18	3	Vertical	291	1.50	-
2457MHz	Pass	PK	2.4534G	106.33	Inf	-Inf	34.17	3	Vertical	291	1.50	-
2457MHz	Pass	PK	2.4858G	70.64	74.00	-3.36	34.18	3	Vertical	291	1.50	-
2457MHz	Pass	AV	2.4562G	95.17	Inf	-Inf	34.17	3	Horizontal	270	1.20	-
2457MHz	Pass	AV	2.4835G	49.65	54.00	-4.35	34.18	3	Horizontal	270	1.20	-
2457MHz	Pass	PK	2.4548G	105.53	Inf	-Inf	34.16	3	Horizontal	270	1.20	-
2457MHz	Pass	PK	2.4846G	68.73	74.00	-5.27	34.18	3	Horizontal	270	1.20	-
2462MHz	Pass	AV	2.4628G	94.49	Inf	-Inf	34.17	3	Vertical	291	1.02	-
2462MHz	Pass	AV	2.4835G	50.97	54.00	-3.03	34.18	3	Vertical	291	1.02	-
2462MHz	Pass	PK	2.464G	104.63	Inf	-Inf	34.17	3	Vertical	291	1.02	-
2462MHz	Pass	PK	2.4835G	69.25	74.00	-4.75	34.18	3	Vertical	291	1.02	-
2462MHz	Pass	AV	2.4636G	92.81	Inf	-Inf	34.17	3	Horizontal	268	1.12	-
2462MHz	Pass	AV	2.4835G	49.48	54.00	-4.52	34.18	3	Horizontal	268	1.12	-
2462MHz	Pass	PK	2.465G	103.05	Inf	-Inf	34.17	3	Horizontal	268	1.12	-
2462MHz	Pass	PK	2.484G	67.28	74.00	-6.72	34.18	3	Horizontal	268	1.12	-
2462MHz	Pass	AV	4.92454G	32.31	54.00	-21.69	-1.47	3	Vertical	181	2.20	-
2462MHz	Pass	AV	7.38756G	38.65	54.00	-15.35	4.10	3	Vertical	285	1.72	-
2462MHz	Pass	PK	4.92476G	44.79	74.00	-29.21	-1.45	3	Vertical	181	2.20	-
2462MHz	Pass	PK	7.3866G	51.97	74.00	-22.03	4.10	3	Vertical	285	1.72	-
2462MHz	Pass	AV	4.9245G	32.30	54.00	-21.70	-1.50	3	Horizontal	294	1.11	-
2462MHz	Pass	AV	7.38624G	38.79	54.00	-15.21	4.10	3	Horizontal	107	1.23	-
2462MHz	Pass	PK	4.92454G	44.92	74.00	-29.08	-1.50	3	Horizontal	294	1.11	-
2462MHz	Pass	PK	7.38804G	51.42	74.00	-22.58	4.10	3	Horizontal	107	1.23	-
802.11n HT20_Nss2,(MCS8)_2TX	-	-	-	-	-	-	-	-	-	-	-	-
2412MHz	Pass	AV	2.39G	50.48	54.00	-3.52	30.95	3	Vertical	52	2.07	-
2412MHz	Pass	AV	2.411G	97.24	Inf	-Inf	31.03	3	Vertical	52	2.07	-
2412MHz	Pass	PK	2.3896G	67.89	74.00	-6.11	30.95	3	Vertical	52	2.07	-
2412MHz	Pass	PK	2.4104G	107.49	Inf	-Inf	31.03	3	Vertical	52	2.07	-
2412MHz	Pass	AV	2.39G	48.15	54.00	-5.85	30.95	3	Horizontal	330	1.50	-
2412MHz	Pass	AV	2.411G	90.84	Inf	-Inf	31.03	3	Horizontal	330	1.50	-



Mode	Result	Type	Freq (Hz)	Level (dBuV/m)	Limit (dBuV/m)	Margin (dB)	Factor (dB)	Dist (m)	Condition	Azimuth (°)	Height (m)	Comments
2412MHz	Pass	PK	2.3898G	62.57	74.00	-11.43	30.95	3	Horizontal	330	1.50	-
2412MHz	Pass	PK	2.4084G	100.83	Inf	-Inf	31.02	3	Horizontal	330	1.50	-
2412MHz	Pass	AV	4.83042G	32.67	54.00	-21.33	1.69	3	Vertical	149	1.99	-
2412MHz	Pass	PK	4.81476G	45.03	74.00	-28.97	1.65	3	Vertical	149	1.99	-
2412MHz	Pass	AV	4.8195G	32.63	54.00	-21.37	1.66	3	Horizontal	48	1.85	-
2412MHz	Pass	PK	4.81404G	44.83	74.00	-29.17	1.65	3	Horizontal	48	1.85	-
2417MHz	Pass	AV	2.3898G	50.30	54.00	-3.70	30.95	3	Vertical	24	2.34	-
2417MHz	Pass	AV	2.416G	97.95	Inf	-Inf	31.04	3	Vertical	24	2.34	-
2417MHz	Pass	PK	2.389G	66.64	74.00	-7.36	30.95	3	Vertical	24	2.34	-
2417MHz	Pass	PK	2.4182G	108.03	Inf	-Inf	31.06	3	Vertical	24	2.34	-
2417MHz	Pass	AV	2.3896G	47.97	54.00	-6.03	30.95	3	Horizontal	307	1.89	-
2417MHz	Pass	AV	2.416G	94.10	Inf	-Inf	31.04	3	Horizontal	307	1.89	-
2417MHz	Pass	PK	2.3882G	64.11	74.00	-9.89	30.95	3	Horizontal	307	1.89	-
2417MHz	Pass	PK	2.4194G	105.24	Inf	-Inf	31.06	3	Horizontal	307	1.89	-
2437MHz	Pass	AV	2.3886G	46.70	54.00	-7.30	30.95	3	Vertical	59	2.35	-
2437MHz	Pass	AV	2.4358G	99.06	Inf	-Inf	31.12	3	Vertical	59	2.35	-
2437MHz	Pass	AV	2.4842G	47.46	54.00	-6.54	31.31	3	Vertical	59	2.35	-
2437MHz	Pass	PK	2.389G	59.70	74.00	-14.30	30.95	3	Vertical	59	2.35	-
2437MHz	Pass	PK	2.4346G	109.70	Inf	-Inf	31.12	3	Vertical	59	2.35	-
2437MHz	Pass	PK	2.485G	59.79	74.00	-14.21	31.31	3	Vertical	59	2.35	-
2437MHz	Pass	AV	2.3886G	46.43	54.00	-7.57	30.95	3	Horizontal	321	1.01	-
2437MHz	Pass	AV	2.4358G	93.86	Inf	-Inf	31.12	3	Horizontal	321	1.01	-
2437MHz	Pass	AV	2.4994G	47.24	54.00	-6.76	31.36	3	Horizontal	321	1.01	-
2437MHz	Pass	PK	2.3634G	58.69	74.00	-15.31	30.86	3	Horizontal	321	1.01	-
2437MHz	Pass	PK	2.4354G	103.77	Inf	-Inf	31.12	3	Horizontal	321	1.01	-
2437MHz	Pass	PK	2.4966G	58.45	74.00	-15.55	31.35	3	Horizontal	321	1.01	-
2437MHz	Pass	AV	4.87502G	33.42	54.00	-20.58	1.81	3	Vertical	120	2.48	-
2437MHz	Pass	AV	7.3041G	38.90	54.00	-15.10	7.45	3	Vertical	81	1.65	-
2437MHz	Pass	PK	4.87616G	45.12	74.00	-28.88	1.81	3	Vertical	120	2.48	-
2437MHz	Pass	PK	7.3023G	51.26	74.00	-22.74	7.45	3	Vertical	81	1.65	-
2437MHz	Pass	AV	4.88036G	32.98	54.00	-21.02	1.81	3	Horizontal	73	2.04	-
2437MHz	Pass	AV	7.29906G	38.95	54.00	-15.05	7.44	3	Horizontal	182	2.24	-
2437MHz	Pass	PK	4.88318G	45.69	74.00	-28.31	1.82	3	Horizontal	73	2.04	-
2437MHz	Pass	PK	7.30044G	51.21	74.00	-22.79	7.44	3	Horizontal	182	2.24	-
2457MHz	Pass	AV	2.4556G	97.87	Inf	-Inf	31.20	3	Vertical	23	2.01	-
2457MHz	Pass	AV	2.4835G	49.96	54.00	-4.04	31.30	3	Vertical	23	2.01	-
2457MHz	Pass	PK	2.4552G	108.25	Inf	-Inf	31.19	3	Vertical	23	2.01	-
2457MHz	Pass	PK	2.4844G	70.19	74.00	-3.81	31.31	3	Vertical	23	2.01	-
2457MHz	Pass	AV	2.4554G	95.93	Inf	-Inf	31.20	3	Horizontal	81	2.14	-
2457MHz	Pass	AV	2.484G	48.51	54.00	-5.49	31.31	3	Horizontal	81	2.14	-
2457MHz	Pass	PK	2.4558G	106.39	Inf	-Inf	31.20	3	Horizontal	81	2.14	-
2457MHz	Pass	PK	2.4858G	64.26	74.00	-9.74	31.31	3	Horizontal	81	2.14	-
2462MHz	Pass	AV	2.4632G	96.82	Inf	-Inf	31.23	3	Vertical	58	2.31	-
2462MHz	Pass	AV	2.4838G	50.88	54.00	-3.12	31.30	3	Vertical	58	2.31	-
2462MHz	Pass	PK	2.4632G	106.69	Inf	-Inf	31.23	3	Vertical	58	2.31	-
2462MHz	Pass	PK	2.4846G	66.68	74.00	-7.32	31.31	3	Vertical	58	2.31	-
2462MHz	Pass	AV	2.463G	91.01	Inf	-Inf	31.23	3	Horizontal	345	1.99	-
2462MHz	Pass	AV	2.4835G	48.67	54.00	-5.33	31.30	3	Horizontal	345	1.99	-
2462MHz	Pass	PK	2.4646G	100.98	Inf	-Inf	31.23	3	Horizontal	345	1.99	-



Mode	Result	Type	Freq (Hz)	Level (dBuV/m)	Limit (dBuV/m)	Margin (dB)	Factor (dB)	Dist (m)	Condition	Azimuth (°)	Height (m)	Comments
2462MHz	Pass	PK	2.4848G	62.58	74.00	-11.42	31.31	3	Horizontal	345	1.99	-
2462MHz	Pass	AV	4.92604G	33.43	54.00	-20.57	1.93	3	Vertical	304	2.30	-
2462MHz	Pass	AV	7.39512G	38.66	54.00	-15.34	7.69	3	Vertical	182	1.25	-
2462MHz	Pass	PK	4.9165G	45.26	74.00	-28.74	1.90	3	Vertical	304	2.30	-
2462MHz	Pass	PK	7.38024G	50.45	74.00	-23.55	7.64	3	Vertical	182	1.25	-
2462MHz	Pass	AV	4.93672G	33.03	54.00	-20.97	1.96	3	Horizontal	136	1.56	-
2462MHz	Pass	AV	7.37694G	38.66	54.00	-15.34	7.63	3	Horizontal	349	2.02	-
2462MHz	Pass	PK	4.93018G	45.78	74.00	-28.22	1.94	3	Horizontal	136	1.56	-
2462MHz	Pass	PK	7.37856G	50.79	74.00	-23.21	7.64	3	Horizontal	349	2.02	-
802.11n HT40_Nss1,(MCSO)_TX(Port1)	-	-	-	-	-	-	-	-	-	-	-	-
2422MHz	Pass	AV	2.3888G	50.30	54.00	-3.70	30.95	3	Vertical	276	2.49	-
2422MHz	Pass	AV	2.424G	88.97	Inf	-Inf	31.08	3	Vertical	276	2.49	-
2422MHz	Pass	AV	2.5G	47.06	54.00	-6.94	31.36	3	Vertical	276	2.49	-
2422MHz	Pass	PK	2.3848G	70.46	74.00	-3.54	30.94	3	Vertical	276	2.49	-
2422MHz	Pass	PK	2.424G	97.74	Inf	-Inf	31.08	3	Vertical	276	2.49	-
2422MHz	Pass	PK	2.494G	58.18	74.00	-15.82	31.33	3	Vertical	276	2.49	-
2422MHz	Pass	AV	2.3896G	49.41	54.00	-4.59	30.95	3	Horizontal	254	2.59	-
2422MHz	Pass	AV	2.424G	85.91	Inf	-Inf	31.08	3	Horizontal	254	2.59	-
2422MHz	Pass	AV	2.4868G	47.01	54.00	-6.99	31.31	3	Horizontal	254	2.59	-
2422MHz	Pass	PK	2.3888G	66.14	74.00	-7.86	30.95	3	Horizontal	254	2.59	-
2422MHz	Pass	PK	2.4232G	94.99	Inf	-Inf	31.07	3	Horizontal	254	2.59	-
2422MHz	Pass	PK	2.4856G	58.01	74.00	-15.99	31.31	3	Horizontal	254	2.59	-
2422MHz	Pass	AV	4.83746G	32.42	54.00	-21.58	1.71	3	Vertical	55	1.50	-
2422MHz	Pass	PK	4.84598G	44.30	74.00	-29.70	1.72	3	Vertical	55	1.50	-
2422MHz	Pass	AV	4.841G	32.37	54.00	-21.63	1.71	3	Horizontal	35	1.60	-
2422MHz	Pass	PK	4.84736G	44.65	74.00	-29.35	1.73	3	Horizontal	35	1.60	-
2427MHz	Pass	AV	2.3894G	50.64	54.00	-3.36	30.95	3	Vertical	283	2.48	-
2427MHz	Pass	AV	2.429G	89.61	Inf	-Inf	31.10	3	Vertical	283	2.48	-
2427MHz	Pass	AV	2.4926G	47.03	54.00	-6.97	31.33	3	Vertical	283	2.48	-
2427MHz	Pass	PK	2.3842G	69.73	74.00	-4.27	30.94	3	Vertical	283	2.48	-
2427MHz	Pass	PK	2.4314G	98.84	Inf	-Inf	31.11	3	Vertical	283	2.48	-
2427MHz	Pass	PK	2.4938G	57.87	74.00	-16.13	31.33	3	Vertical	283	2.48	-
2427MHz	Pass	AV	2.3898G	49.59	54.00	-4.41	30.95	3	Horizontal	257	2.60	-
2427MHz	Pass	AV	2.429G	86.53	Inf	-Inf	31.10	3	Horizontal	257	2.60	-
2427MHz	Pass	AV	2.4858G	47.01	54.00	-6.99	31.31	3	Horizontal	257	2.60	-
2427MHz	Pass	PK	2.3866G	68.10	74.00	-5.90	30.94	3	Horizontal	257	2.60	-
2427MHz	Pass	PK	2.4226G	95.66	Inf	-Inf	31.07	3	Horizontal	257	2.60	-
2427MHz	Pass	PK	2.4906G	58.25	74.00	-15.75	31.32	3	Horizontal	257	2.60	-
2437MHz	Pass	AV	2.3898G	50.47	54.00	-3.53	30.95	3	Vertical	283	2.46	-
2437MHz	Pass	AV	2.4346G	91.87	Inf	-Inf	31.12	3	Vertical	283	2.46	-
2437MHz	Pass	AV	2.4835G	49.15	54.00	-4.85	31.30	3	Vertical	283	2.46	-
2437MHz	Pass	PK	2.3898G	66.05	74.00	-7.95	30.95	3	Vertical	283	2.46	-
2437MHz	Pass	PK	2.4354G	100.51	Inf	-Inf	31.12	3	Vertical	283	2.46	-
2437MHz	Pass	PK	2.4838G	63.35	74.00	-10.65	31.30	3	Vertical	283	2.46	-
2437MHz	Pass	AV	2.3894G	48.19	54.00	-5.81	30.95	3	Horizontal	360	2.61	-
2437MHz	Pass	AV	2.4386G	88.00	Inf	-Inf	31.13	3	Horizontal	360	2.61	-
2437MHz	Pass	AV	2.485G	48.28	54.00	-5.72	31.31	3	Horizontal	360	2.61	-
2437MHz	Pass	PK	2.3882G	61.27	74.00	-12.73	30.95	3	Horizontal	360	2.61	-
2437MHz	Pass	PK	2.441G	96.89	Inf	-Inf	31.14	3	Horizontal	360	2.61	-



Mode	Result	Type	Freq (Hz)	Level (dBuV/m)	Limit (dBuV/m)	Margin (dB)	Factor (dB)	Dist (m)	Condition	Azimuth (°)	Height (m)	Comments
2437MHz	Pass	PK	2.4938G	60.24	74.00	-13.76	31.33	3	Horizontal	360	2.61	-
2437MHz	Pass	AV	4.8821G	32.57	54.00	-21.43	1.82	3	Vertical	360	1.52	-
2437MHz	Pass	AV	7.31124G	38.40	54.00	-15.60	7.47	3	Vertical	330	1.50	-
2437MHz	Pass	PK	4.87922G	45.96	74.00	-28.04	1.81	3	Vertical	360	1.52	-
2437MHz	Pass	PK	7.3185G	50.72	74.00	-23.28	7.49	3	Vertical	330	1.50	-
2437MHz	Pass	AV	4.8803G	33.51	54.00	-20.49	1.81	3	Horizontal	99	2.10	-
2437MHz	Pass	AV	7.31838G	38.44	54.00	-15.56	7.49	3	Horizontal	46	2.38	-
2437MHz	Pass	PK	4.8776G	45.86	74.00	-28.14	1.81	3	Horizontal	99	2.10	-
2437MHz	Pass	PK	7.3035G	51.56	74.00	-22.44	7.45	3	Horizontal	46	2.38	-
2447MHz	Pass	AV	2.3886G	46.26	54.00	-7.74	30.95	3	Vertical	281	2.20	-
2447MHz	Pass	AV	2.445G	88.81	Inf	-Inf	31.16	3	Vertical	281	2.20	-
2447MHz	Pass	AV	2.4838G	50.88	54.00	-3.12	31.30	3	Vertical	281	2.20	-
2447MHz	Pass	PK	2.3894G	59.22	74.00	-14.78	30.95	3	Vertical	281	2.20	-
2447MHz	Pass	PK	2.449G	97.94	Inf	-Inf	31.17	3	Vertical	281	2.20	-
2447MHz	Pass	PK	2.485G	67.06	74.00	-6.94	31.31	3	Vertical	281	2.20	-
2447MHz	Pass	AV	2.3886G	46.26	54.00	-7.74	30.95	3	Horizontal	23	1.88	-
2447MHz	Pass	AV	2.4486G	86.72	Inf	-Inf	31.17	3	Horizontal	23	1.88	-
2447MHz	Pass	AV	2.4838G	50.52	54.00	-3.48	31.30	3	Horizontal	23	1.88	-
2447MHz	Pass	PK	2.3698G	57.62	74.00	-16.38	30.89	3	Horizontal	23	1.88	-
2447MHz	Pass	PK	2.4522G	95.82	Inf	-Inf	31.19	3	Horizontal	23	1.88	-
2447MHz	Pass	PK	2.485G	65.63	74.00	-8.37	31.31	3	Horizontal	23	1.88	-
2452MHz	Pass	AV	2.3788G	46.24	54.00	-7.76	30.92	3	Vertical	286	1.15	-
2452MHz	Pass	AV	2.4536G	88.20	Inf	-Inf	31.19	3	Vertical	286	1.15	-
2452MHz	Pass	AV	2.4835G	50.70	54.00	-3.30	31.30	3	Vertical	286	1.15	-
2452MHz	Pass	PK	2.3688G	57.39	74.00	-16.61	30.88	3	Vertical	286	1.15	-
2452MHz	Pass	PK	2.4548G	97.24	Inf	-Inf	31.19	3	Vertical	286	1.15	-
2452MHz	Pass	PK	2.4835G	68.86	74.00	-5.14	31.30	3	Vertical	286	1.15	-
2452MHz	Pass	AV	2.3824G	46.24	54.00	-7.76	30.93	3	Horizontal	354	1.20	-
2452MHz	Pass	AV	2.454G	85.19	Inf	-Inf	31.19	3	Horizontal	354	1.20	-
2452MHz	Pass	AV	2.4835G	49.57	54.00	-4.43	31.30	3	Horizontal	354	1.20	-
2452MHz	Pass	PK	2.3656G	58.11	74.00	-15.89	30.87	3	Horizontal	354	1.20	-
2452MHz	Pass	PK	2.4536G	94.10	Inf	-Inf	31.19	3	Horizontal	354	1.20	-
2452MHz	Pass	PK	2.4835G	66.77	74.00	-7.23	31.30	3	Horizontal	354	1.20	-
2452MHz	Pass	AV	4.90592G	32.34	54.00	-21.66	1.87	3	Vertical	232	1.95	-
2452MHz	Pass	AV	7.34262G	38.44	54.00	-15.56	7.55	3	Vertical	60	1.01	-
2452MHz	Pass	PK	4.89566G	44.92	74.00	-29.08	1.85	3	Vertical	232	1.95	-
2452MHz	Pass	PK	7.36638G	50.75	74.00	-23.25	7.62	3	Vertical	60	1.01	-
2452MHz	Pass	AV	4.89158G	32.42	54.00	-21.58	1.84	3	Horizontal	337	2.17	-
2452MHz	Pass	AV	7.34802G	38.50	54.00	-15.50	7.57	3	Horizontal	63	1.68	-
2452MHz	Pass	PK	4.9043G	44.60	74.00	-29.40	1.87	3	Horizontal	337	2.17	-
2452MHz	Pass	PK	7.3542G	50.62	74.00	-23.38	7.58	3	Horizontal	63	1.68	-
802.11n HT40_Nss1,(MCS0)_1TX(Por12)	-	-	-	-	-	-	-	-	-	-	-	-
2422MHz	Pass	AV	2.39G	50.85	54.00	-3.15	34.15	3	Vertical	293	1.02	-
2422MHz	Pass	AV	2.4236G	89.00	Inf	-Inf	34.16	3	Vertical	293	1.02	-
2422MHz	Pass	AV	2.4888G	47.30	54.00	-6.70	34.17	3	Vertical	293	1.02	-
2422MHz	Pass	PK	2.3892G	68.26	74.00	-5.74	34.15	3	Vertical	293	1.02	-
2422MHz	Pass	PK	2.428G	98.68	Inf	-Inf	34.16	3	Vertical	293	1.02	-
2422MHz	Pass	PK	2.498G	59.47	74.00	-14.53	34.18	3	Vertical	293	1.02	-
2422MHz	Pass	AV	2.39G	49.28	54.00	-4.72	34.15	3	Horizontal	268	1.24	-



Mode	Result	Type	Freq (Hz)	Level (dBuV/m)	Limit (dBuV/m)	Margin (dB)	Factor (dB)	Dist (m)	Condition	Azimuth (°)	Height (m)	Comments
2422MHz	Pass	AV	2.4208G	86.79	Inf	-Inf	34.16	3	Horizontal	268	1.24	-
2422MHz	Pass	AV	2.4896G	47.12	54.00	-6.88	34.17	3	Horizontal	268	1.24	-
2422MHz	Pass	PK	2.3892G	64.55	74.00	-9.45	34.15	3	Horizontal	268	1.24	-
2422MHz	Pass	PK	2.42G	96.47	Inf	-Inf	34.16	3	Horizontal	268	1.24	-
2422MHz	Pass	PK	2.494G	60.18	74.00	-13.82	34.18	3	Horizontal	268	1.24	-
2422MHz	Pass	AV	4.84428G	32.85	54.00	-21.15	-1.80	3	Vertical	229	2.16	-
2422MHz	Pass	AV	7.26612G	38.41	54.00	-15.59	3.74	3	Vertical	150	1.86	-
2422MHz	Pass	PK	4.84434G	45.24	74.00	-28.76	-1.80	3	Vertical	229	2.16	-
2422MHz	Pass	PK	7.26624G	50.95	74.00	-23.05	3.78	3	Vertical	150	1.86	-
2422MHz	Pass	AV	4.82948G	32.84	54.00	-21.16	-1.81	3	Horizontal	257	1.70	-
2422MHz	Pass	AV	7.26632G	38.43	54.00	-15.57	3.75	3	Horizontal	227	1.31	-
2422MHz	Pass	PK	4.83632G	46.07	74.00	-27.93	-1.78	3	Horizontal	257	1.70	-
2422MHz	Pass	PK	7.2654G	51.39	74.00	-22.61	3.79	3	Horizontal	227	1.31	-
2427MHz	Pass	AV	2.3898G	50.85	54.00	-3.15	34.15	3	Vertical	277	1.02	-
2427MHz	Pass	AV	2.4294G	90.31	Inf	-Inf	34.16	3	Vertical	277	1.02	-
2427MHz	Pass	AV	2.485G	47.28	54.00	-6.72	34.18	3	Vertical	277	1.02	-
2427MHz	Pass	PK	2.3878G	68.41	74.00	-5.59	34.15	3	Vertical	277	1.02	-
2427MHz	Pass	PK	2.4294G	100.42	Inf	-Inf	34.16	3	Vertical	277	1.02	-
2427MHz	Pass	PK	2.4914G	59.28	74.00	-14.72	34.18	3	Vertical	277	1.02	-
2427MHz	Pass	AV	2.3898G	49.94	54.00	-4.06	34.15	3	Horizontal	267	1.02	-
2427MHz	Pass	AV	2.4298G	87.92	Inf	-Inf	34.16	3	Horizontal	267	1.02	-
2427MHz	Pass	AV	2.4838G	47.46	54.00	-6.54	34.18	3	Horizontal	267	1.02	-
2427MHz	Pass	PK	2.3898G	66.00	74.00	-8.00	34.15	3	Horizontal	267	1.02	-
2427MHz	Pass	PK	2.4314G	97.84	Inf	-Inf	34.16	3	Horizontal	267	1.02	-
2427MHz	Pass	PK	2.4986G	59.18	74.00	-14.82	34.18	3	Horizontal	267	1.02	-
2437MHz	Pass	AV	2.3894G	48.66	54.00	-5.34	34.15	3	Vertical	277	1.05	-
2437MHz	Pass	AV	2.435G	92.51	Inf	-Inf	34.17	3	Vertical	277	1.05	-
2437MHz	Pass	AV	2.4835G	50.91	54.00	-3.09	34.18	3	Vertical	277	1.05	-
2437MHz	Pass	PK	2.3894G	62.63	74.00	-11.37	34.15	3	Vertical	277	1.05	-
2437MHz	Pass	PK	2.435G	102.66	Inf	-Inf	34.17	3	Vertical	277	1.05	-
2437MHz	Pass	PK	2.4838G	67.07	74.00	-6.93	34.18	3	Vertical	277	1.05	-
2437MHz	Pass	AV	2.3898G	48.47	54.00	-5.53	34.15	3	Horizontal	268	1.01	-
2437MHz	Pass	AV	2.435G	89.94	Inf	-Inf	34.17	3	Horizontal	268	1.01	-
2437MHz	Pass	AV	2.4835G	49.54	54.00	-4.46	34.18	3	Horizontal	268	1.01	-
2437MHz	Pass	PK	2.3898G	65.38	74.00	-8.62	34.15	3	Horizontal	268	1.01	-
2437MHz	Pass	PK	2.4342G	100.09	Inf	-Inf	34.16	3	Horizontal	268	1.01	-
2437MHz	Pass	PK	2.4838G	66.65	74.00	-7.35	34.18	3	Horizontal	268	1.01	-
2437MHz	Pass	AV	4.87476G	32.29	54.00	-21.71	-1.66	3	Vertical	139	1.65	-
2437MHz	Pass	AV	7.30218G	38.57	54.00	-15.43	3.89	3	Vertical	105	2.26	-
2437MHz	Pass	PK	4.8749G	45.24	74.00	-28.76	-1.66	3	Vertical	139	1.65	-
2437MHz	Pass	PK	7.31244G	51.02	74.00	-22.98	3.90	3	Vertical	105	2.26	-
2437MHz	Pass	AV	4.87456G	32.33	54.00	-21.67	-1.68	3	Horizontal	67	1.67	-
2437MHz	Pass	AV	7.311G	38.63	54.00	-15.37	3.93	3	Horizontal	105	1.99	-
2437MHz	Pass	PK	4.87454G	45.58	74.00	-28.42	-1.69	3	Horizontal	67	1.67	-
2437MHz	Pass	PK	7.31176G	51.36	74.00	-22.64	3.93	3	Horizontal	105	1.99	-
2447MHz	Pass	AV	2.3834G	46.83	54.00	-7.17	34.15	3	Vertical	275	1.03	-
2447MHz	Pass	AV	2.443G	89.80	Inf	-Inf	34.17	3	Vertical	275	1.03	-
2447MHz	Pass	AV	2.4835G	50.64	54.00	-3.36	34.18	3	Vertical	275	1.03	-
2447MHz	Pass	PK	2.3678G	59.58	74.00	-14.42	34.15	3	Vertical	275	1.03	-

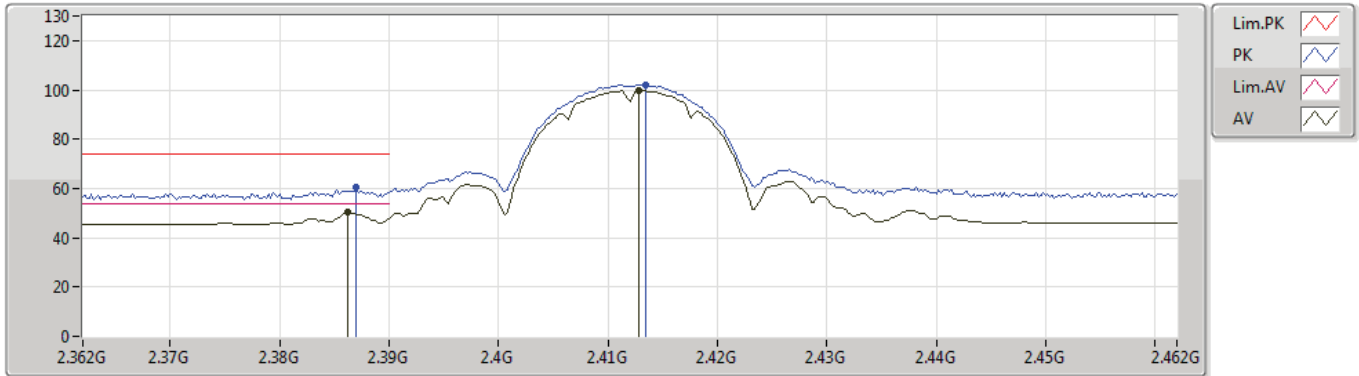


Mode	Result	Type	Freq (Hz)	Level (dBuV/m)	Limit (dBuV/m)	Margin (dB)	Factor (dB)	Dist (m)	Condition	Azimuth (°)	Height (m)	Comments
2447MHz	Pass	PK	2.449G	99.27	Inf	-Inf	34.17	3	Vertical	275	1.03	-
2447MHz	Pass	PK	2.4838G	67.34	74.00	-6.66	34.18	3	Vertical	275	1.03	-
2447MHz	Pass	AV	2.3666G	46.73	54.00	-7.27	34.15	3	Horizontal	267	1.20	-
2447MHz	Pass	AV	2.4522G	87.03	Inf	-Inf	34.17	3	Horizontal	267	1.20	-
2447MHz	Pass	AV	2.4835G	48.82	54.00	-5.18	34.18	3	Horizontal	267	1.20	-
2447MHz	Pass	PK	2.359G	59.75	74.00	-14.25	34.14	3	Horizontal	267	1.20	-
2447MHz	Pass	PK	2.4538G	96.76	Inf	-Inf	34.17	3	Horizontal	267	1.20	-
2447MHz	Pass	PK	2.4835G	63.09	74.00	-10.91	34.18	3	Horizontal	267	1.20	-
2452MHz	Pass	AV	2.3608G	46.87	54.00	-7.13	34.15	3	Vertical	287	1.49	-
2452MHz	Pass	AV	2.454G	88.69	Inf	-Inf	34.17	3	Vertical	287	1.49	-
2452MHz	Pass	AV	2.4835G	50.75	54.00	-3.25	34.18	3	Vertical	287	1.49	-
2452MHz	Pass	PK	2.3812G	59.17	74.00	-14.83	34.15	3	Vertical	287	1.49	-
2452MHz	Pass	PK	2.454G	98.04	Inf	-Inf	34.17	3	Vertical	287	1.49	-
2452MHz	Pass	PK	2.4835G	67.42	74.00	-6.58	34.18	3	Vertical	287	1.49	-
2452MHz	Pass	AV	2.3644G	46.73	54.00	-7.27	34.14	3	Horizontal	266	1.20	-
2452MHz	Pass	AV	2.4532G	87.13	Inf	-Inf	34.17	3	Horizontal	266	1.20	-
2452MHz	Pass	AV	2.484G	49.95	54.00	-4.05	34.18	3	Horizontal	266	1.20	-
2452MHz	Pass	PK	2.3896G	59.26	74.00	-14.74	34.15	3	Horizontal	266	1.20	-
2452MHz	Pass	PK	2.4552G	96.73	Inf	-Inf	34.16	3	Horizontal	266	1.20	-
2452MHz	Pass	PK	2.4835G	65.05	74.00	-8.95	34.18	3	Horizontal	266	1.20	-
2452MHz	Pass	AV	4.9042G	32.15	54.00	-21.85	-1.56	3	Vertical	44	1.89	-
2452MHz	Pass	AV	7.35637G	38.84	54.00	-15.16	4.03	3	Vertical	203	1.94	-
2452MHz	Pass	PK	4.9073G	44.85	74.00	-29.15	-1.55	3	Vertical	44	1.89	-
2452MHz	Pass	PK	7.35658G	51.26	74.00	-22.74	4.03	3	Vertical	203	1.94	-
2452MHz	Pass	AV	4.90406G	32.34	54.00	-21.66	-1.56	3	Horizontal	228	2.45	-
2452MHz	Pass	AV	7.35658G	38.87	54.00	-15.13	4.03	3	Horizontal	281	2.22	-
2452MHz	Pass	PK	4.90454G	44.91	74.00	-29.09	-1.56	3	Horizontal	228	2.45	-
2452MHz	Pass	PK	7.35662G	51.31	74.00	-22.69	4.03	3	Horizontal	281	2.22	-

802.11b_Nss1,(1Mbps)_1TX(Port1)

07/05/2019

2412MHz_TX

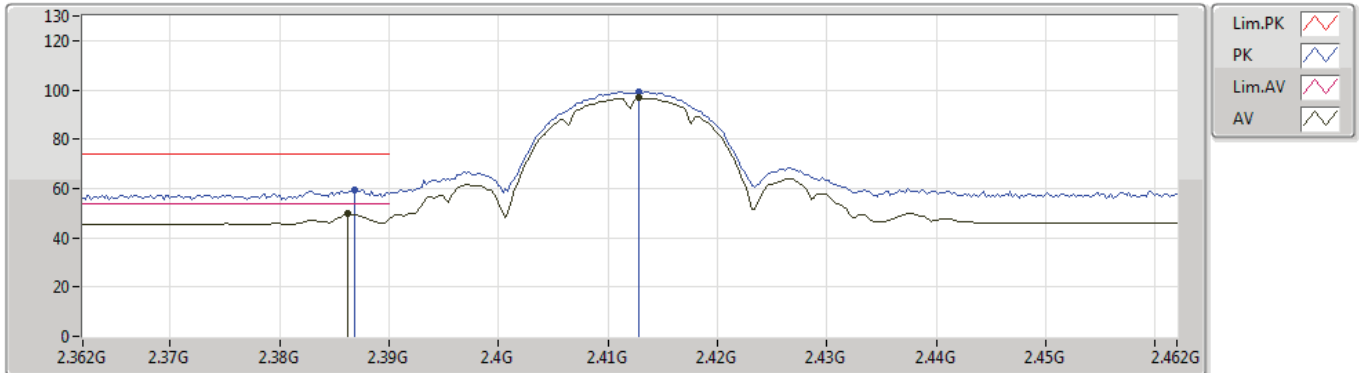


Type	Freq (Hz)	Level (dBuV/m)	Limit (dBuV/m)	Margin (dB)	Factor (dB)	Dist (m)	Condition	Azimuth (°)	Height (m)	Comment
AV	2.3862G	50.47	54.00	-3.53	30.94	3	Vertical	277	1.20	-
AV	2.4128G	99.71	Inf	-Inf	31.04	3	Vertical	277	1.20	-
PK	2.387G	60.63	74.00	-13.37	30.94	3	Vertical	277	1.20	-
PK	2.4134G	102.21	Inf	-Inf	31.04	3	Vertical	277	1.20	-

802.11b_Nss1,(1Mbps)_1TX(Port1)

07/05/2019

2412MHz_TX



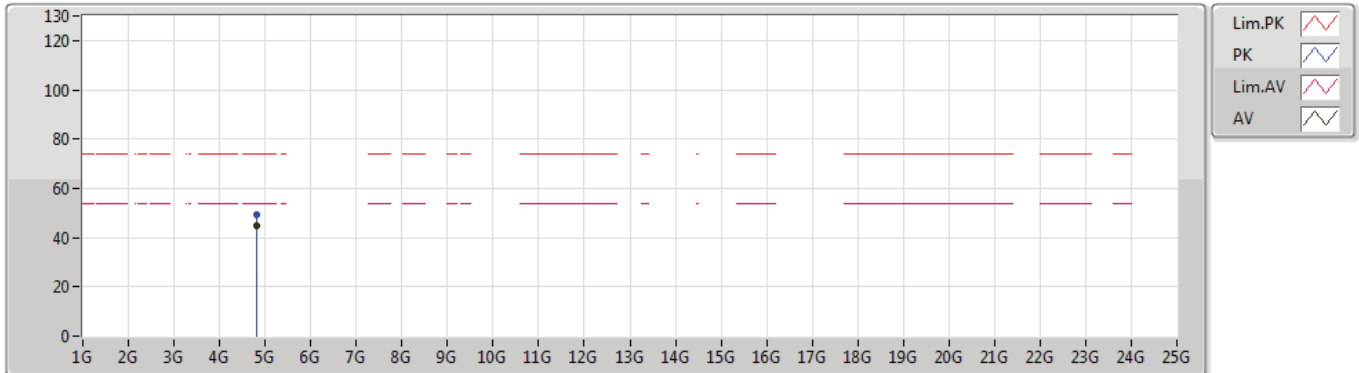
Type	Freq (Hz)	Level (dBuV/m)	Limit (dBuV/m)	Margin (dB)	Factor (dB)	Dist (m)	Condition	Azimuth (°)	Height (m)	Comment
AV	2.3862G	49.76	54.00	-4.24	30.94	3	Horizontal	277	1.20	-
AV	2.4128G	96.71	Inf	-Inf	31.04	3	Horizontal	277	1.20	-
PK	2.3868G	59.63	74.00	-14.37	30.94	3	Horizontal	277	1.20	-
PK	2.4128G	99.27	Inf	-Inf	31.04	3	Horizontal	277	1.20	-



802.11b_Nss1,(1Mbps)_1TX(Port1)

07/05/2019

2412MHz_TX

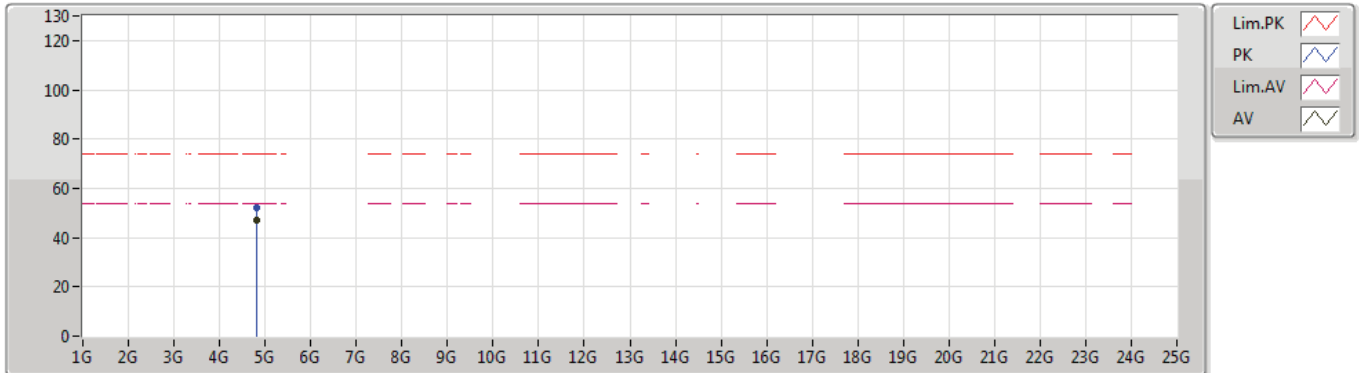


Type	Freq (Hz)	Level (dBuV/m)	Limit (dBuV/m)	Margin (dB)	Factor (dB)	Dist (m)	Condition	Azimuth (°)	Height (m)	Comment
AV	4.82394G	44.70	54.00	-9.30	1.66	3	Vertical	284	2.41	-
PK	4.824G	49.49	74.00	-24.51	1.66	3	Vertical	284	2.41	-

802.11b_Nss1,(1Mbps)_1TX(Port1)

07/05/2019

2412MHz_TX

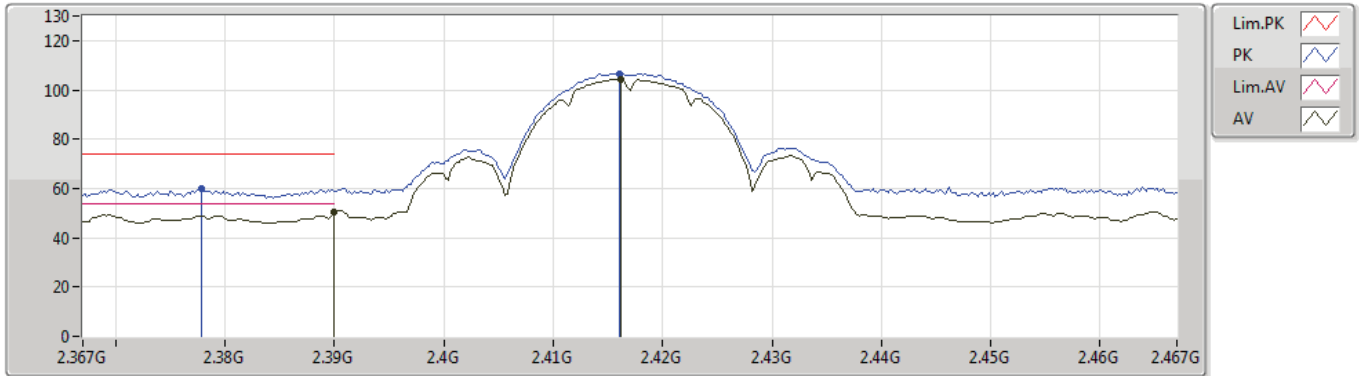


Type	Freq (Hz)	Level (dBuV/m)	Limit (dBuV/m)	Margin (dB)	Factor (dB)	Dist (m)	Condition	Azimuth (°)	Height (m)	Comment
AV	4.824G	47.21	54.00	-6.79	2.90	3	Horizontal	270	1.10	-
PK	4.82394G	51.99	74.00	-22.01	2.90	3	Horizontal	270	1.10	-

802.11b_Nss1,(1Mbps)_1TX(Port1)

08/05/2019

2417MHz_TX

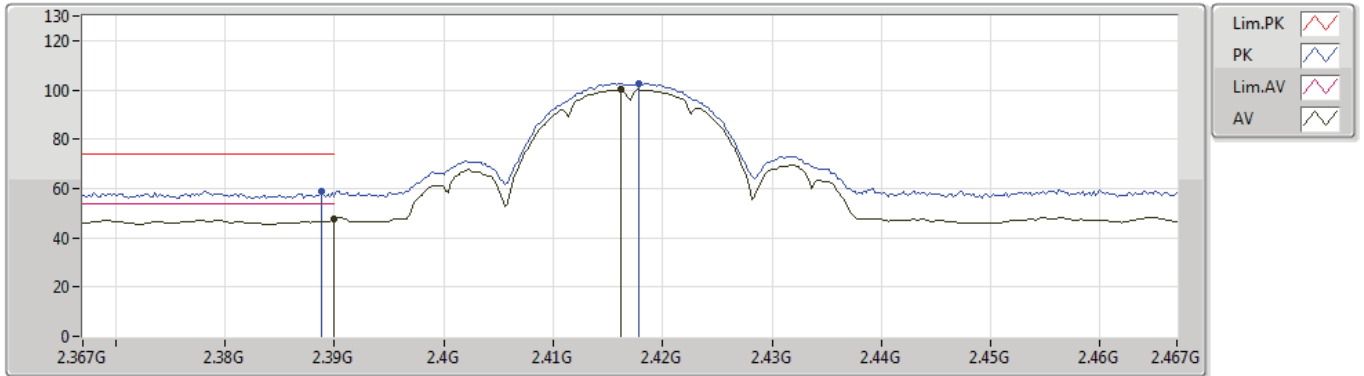


Type	Freq (Hz)	Level (dBuV/m)	Limit (dBuV/m)	Margin (dB)	Factor (dB)	Dist (m)	Condition	Azimuth (°)	Height (m)	Comment
AV	2.39G	50.30	54.00	-3.70	30.95	3	Vertical	20	2.33	-
AV	2.4162G	104.19	Inf	-Inf	31.05	3	Vertical	20	2.33	-
PK	2.3778G	59.90	74.00	-14.10	30.91	3	Vertical	20	2.33	-
PK	2.416G	106.68	Inf	-Inf	31.04	3	Vertical	20	2.33	-

802.11b_Nss1,(1Mbps)_1TX(Port1)

08/05/2019

2417MHz_TX

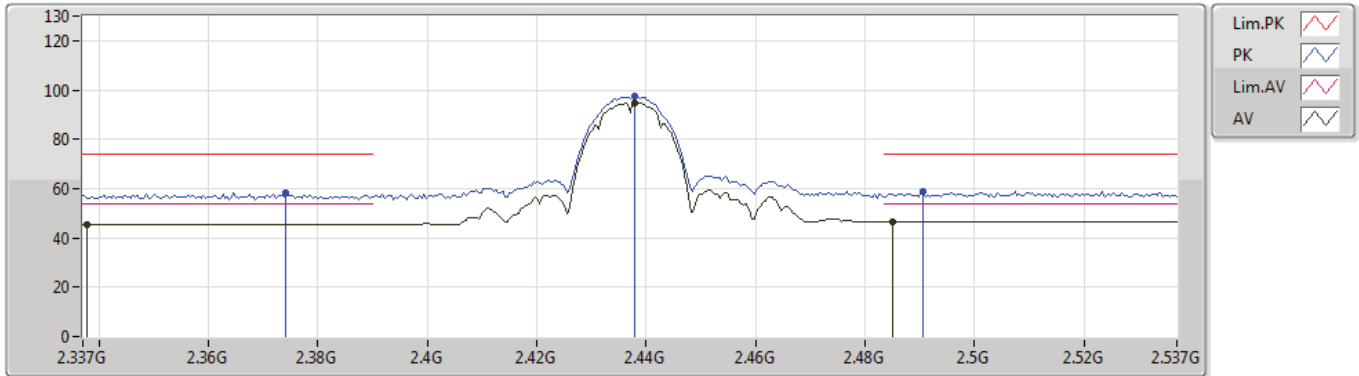


Type	Freq (Hz)	Level (dBuV/m)	Limit (dBuV/m)	Margin (dB)	Factor (dB)	Dist (m)	Condition	Azimuth (°)	Height (m)	Comment
AV	2.39G	47.52	54.00	-6.48	30.95	3	Horizontal	316	1.43	-
AV	2.4162G	100.06	Inf	-Inf	31.05	3	Horizontal	316	1.43	-
PK	2.3888G	58.59	74.00	-15.41	30.95	3	Horizontal	316	1.43	-
PK	2.4178G	102.55	Inf	-Inf	31.06	3	Horizontal	316	1.43	-

802.11b_Nss1,(1Mbps)_1TX(Port1)

07/05/2019

2437MHz_TX

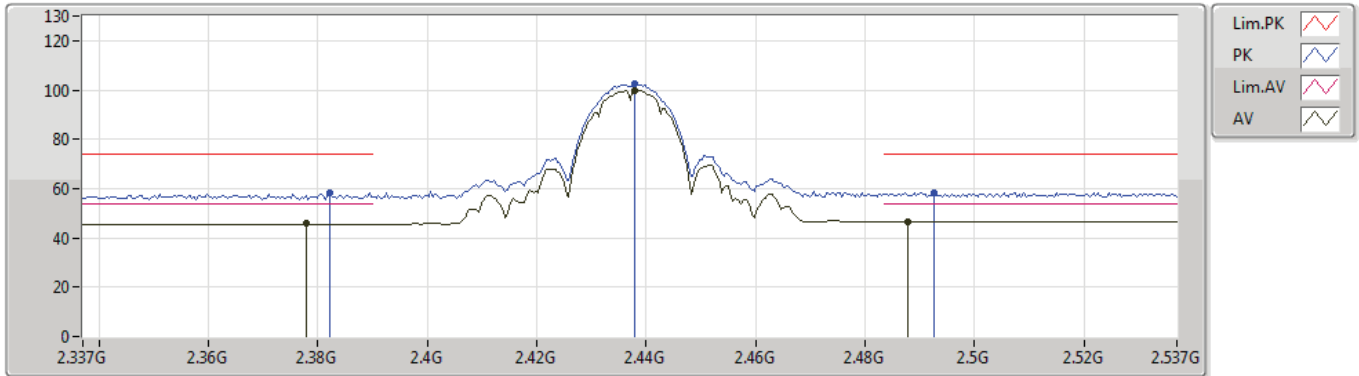


Type	Freq (Hz)	Level (dBuV/m)	Limit (dBuV/m)	Margin (dB)	Factor (dB)	Dist (m)	Condition	Azimuth (°)	Height (m)	Comment
AV	2.3378G	45.59	54.00	-8.41	30.78	3	Vertical	360	2.57	-
AV	2.4378G	94.73	Inf	-Inf	31.13	3	Vertical	360	2.57	-
AV	2.485G	46.63	54.00	-7.37	31.31	3	Vertical	360	2.57	-
PK	2.3742G	58.28	74.00	-15.72	30.90	3	Vertical	360	2.57	-
PK	2.4378G	97.23	Inf	-Inf	31.13	3	Vertical	360	2.57	-
PK	2.4906G	58.64	74.00	-15.36	31.32	3	Vertical	360	2.57	-

802.11b_Nss1,(1Mbps)_1TX(Port1)

07/05/2019

2437MHz_TX

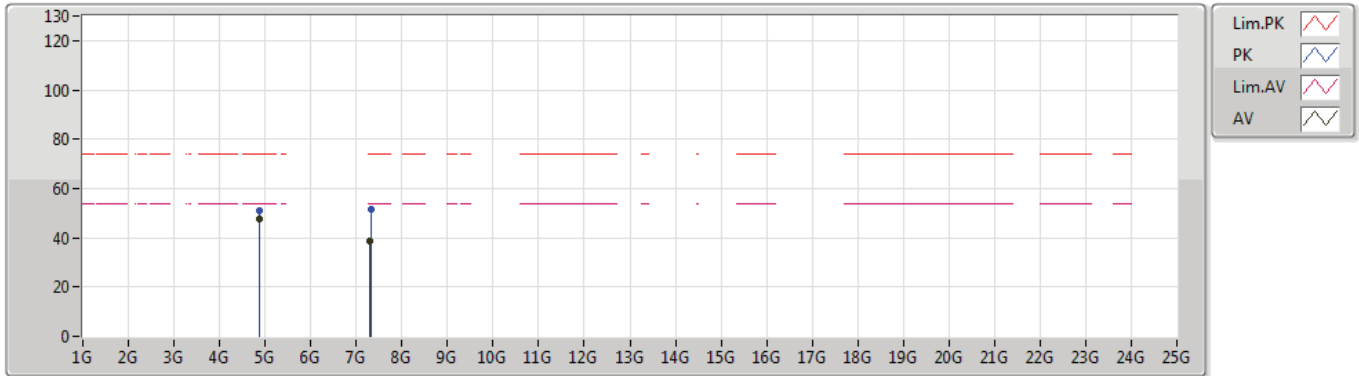


Type	Freq (Hz)	Level (dBuV/m)	Limit (dBuV/m)	Margin (dB)	Factor (dB)	Dist (m)	Condition	Azimuth (°)	Height (m)	Comment
AV	2.3778G	45.85	54.00	-8.15	30.91	3	Horizontal	23	1.84	-
AV	2.4378G	99.72	Inf	-Inf	31.13	3	Horizontal	23	1.84	-
AV	2.4878G	46.64	54.00	-7.36	31.32	3	Horizontal	23	1.84	-
PK	2.3822G	58.22	74.00	-15.78	30.93	3	Horizontal	23	1.84	-
PK	2.4378G	102.31	Inf	-Inf	31.13	3	Horizontal	23	1.84	-
PK	2.4926G	58.43	74.00	-15.57	31.33	3	Horizontal	23	1.84	-

802.11b_Nss1,(1Mbps)_1TX(Port1)

07/05/2019

2437MHz_TX



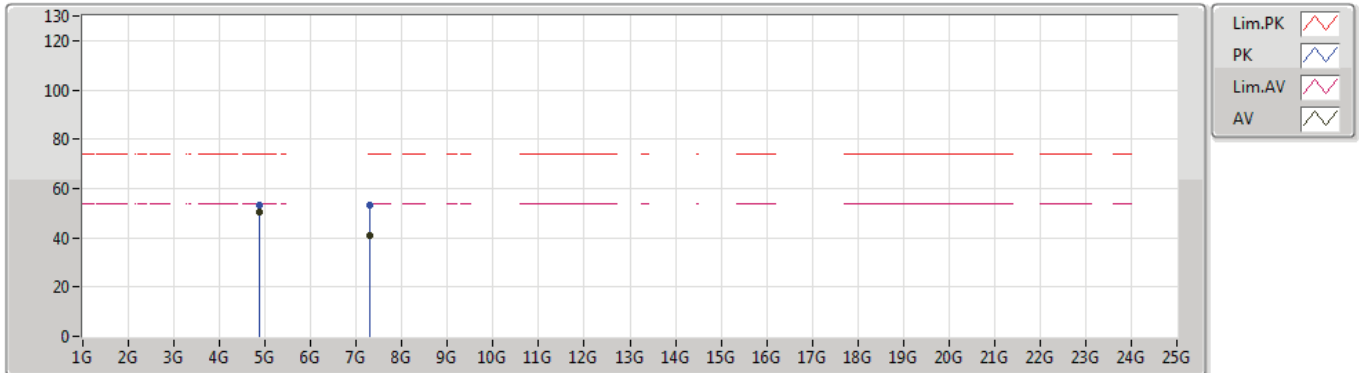
Type	Freq (Hz)	Level (dBuV/m)	Limit (dBuV/m)	Margin (dB)	Factor (dB)	Dist (m)	Condition	Azimuth (°)	Height (m)	Comment
AV	4.87394G	47.55	54.00	-6.45	1.79	3	Vertical	64	2.06	-
AV	7.3101G	38.70	54.00	-15.30	7.46	3	Vertical	0	2.05	-
PK	4.87388G	51.24	74.00	-22.76	1.79	3	Vertical	64	2.06	-
PK	7.3137G	51.37	74.00	-22.63	7.48	3	Vertical	0	2.05	-



802.11b_Nss1,(1Mbps)_1TX(Port1)

07/05/2019

2437MHz_TX

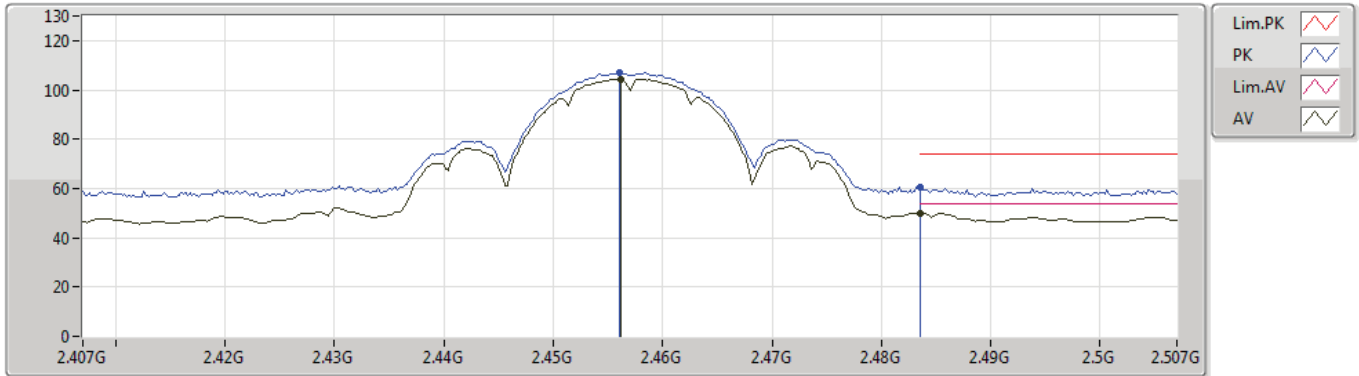


Type	Freq (Hz)	Level (dBuV/m)	Limit (dBuV/m)	Margin (dB)	Factor (dB)	Dist (m)	Condition	Azimuth (°)	Height (m)	Comment
AV	4.874G	50.32	54.00	-3.68	1.79	3	Horizontal	274	1.16	-
AV	7.30998G	41.05	54.00	-12.95	9.00	3	Horizontal	97	1.87	-
PK	4.874G	53.48	74.00	-20.52	1.79	3	Horizontal	274	1.16	-
PK	7.30752G	52.99	74.00	-21.01	8.99	3	Horizontal	97	1.87	-

802.11b_Nss1,(1Mbps)_1TX(Port1)

08/05/2019

2457MHz_TX

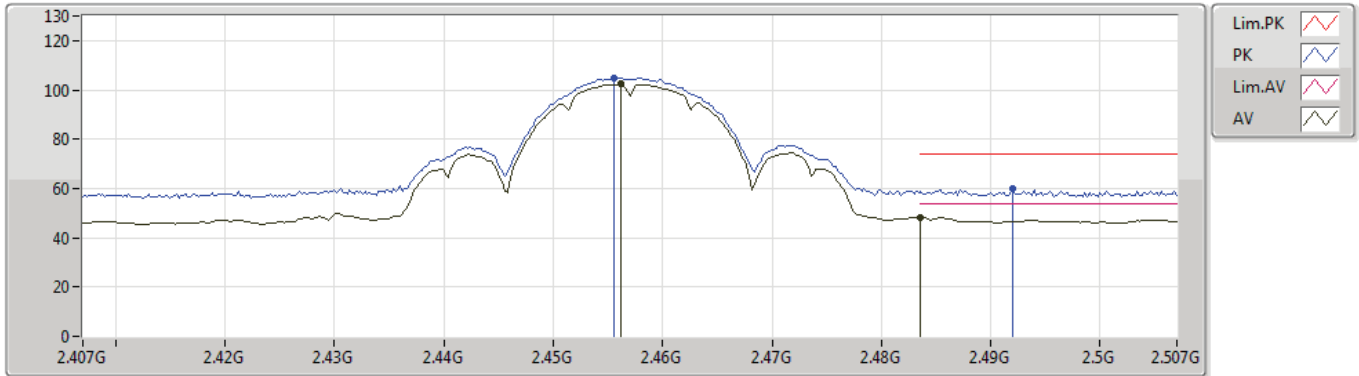


Type	Freq (Hz)	Level (dBuV/m)	Limit (dBuV/m)	Margin (dB)	Factor (dB)	Dist (m)	Condition	Azimuth (°)	Height (m)	Comment
AV	2.4562G	104.24	Inf	-Inf	31.20	3	Vertical	19	2.07	-
AV	2.4835G	50.15	54.00	-3.85	31.30	3	Vertical	19	2.07	-
PK	2.456G	106.82	Inf	-Inf	31.20	3	Vertical	19	2.07	-
PK	2.4835G	60.33	74.00	-13.67	31.30	3	Vertical	19	2.07	-

802.11b_Nss1,(1Mbps)_1TX(Port1)

08/05/2019

2457MHz_TX

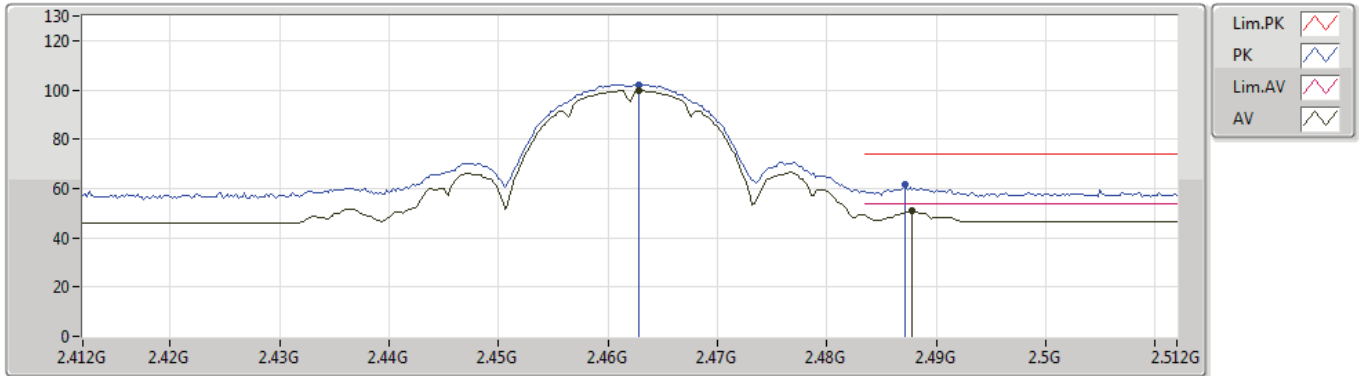


Type	Freq (Hz)	Level (dBuV/m)	Limit (dBuV/m)	Margin (dB)	Factor (dB)	Dist (m)	Condition	Azimuth (°)	Height (m)	Comment
AV	2.4562G	102.27	Inf	-Inf	31.20	3	Horizontal	80	2.15	-
AV	2.4835G	48.26	54.00	-5.74	31.30	3	Horizontal	80	2.15	-
PK	2.4556G	105.00	Inf	-Inf	31.20	3	Horizontal	80	2.15	-
PK	2.492G	59.69	74.00	-14.31	31.33	3	Horizontal	80	2.15	-

802.11b_Nss1,(1Mbps)_1TX(Port1)

07/05/2019

2462MHz_TX

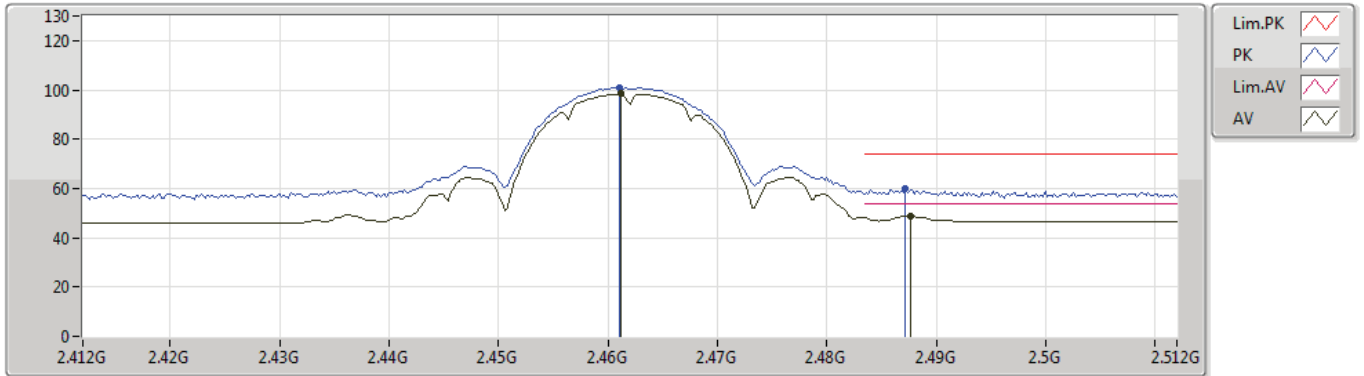


Type	Freq (Hz)	Level (dBuV/m)	Limit (dBuV/m)	Margin (dB)	Factor (dB)	Dist (m)	Condition	Azimuth (°)	Height (m)	Comment
AV	2.4628G	99.71	Inf	-Inf	31.23	3	Vertical	293	2.10	-
AV	2.4878G	50.90	54.00	-3.10	31.32	3	Vertical	293	2.10	-
PK	2.4628G	102.20	Inf	-Inf	31.23	3	Vertical	293	2.10	-
PK	2.4872G	61.45	74.00	-12.55	31.31	3	Vertical	293	2.10	-

802.11b_Nss1,(1Mbps)_1TX(Port1)

07/05/2019

2462MHz_TX

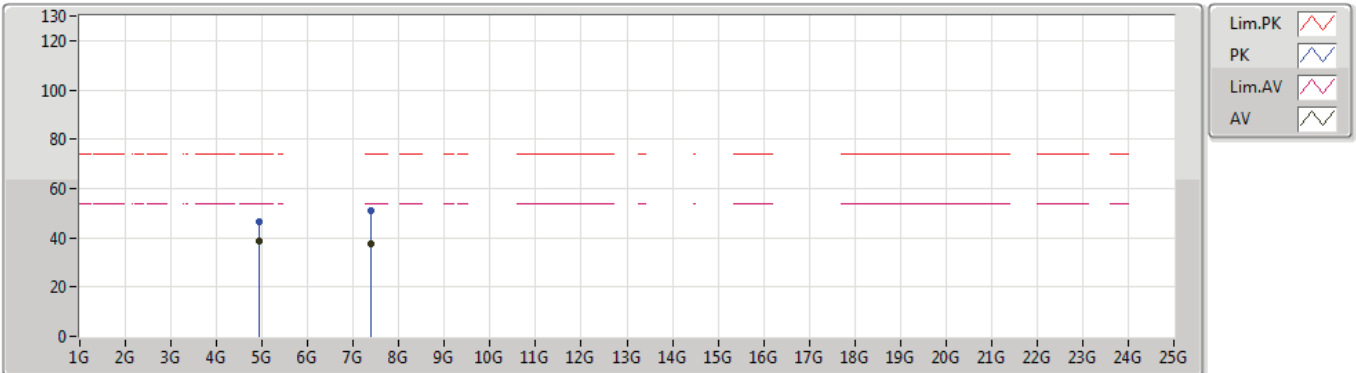


Type	Freq (Hz)	Level (dBuV/m)	Limit (dBuV/m)	Margin (dB)	Factor (dB)	Dist (m)	Condition	Azimuth (°)	Height (m)	Comment
AV	2.4612G	98.40	Inf	-Inf	31.22	3	Horizontal	16	1.18	-
AV	2.4876G	48.92	54.00	-5.08	31.32	3	Horizontal	16	1.18	-
PK	2.461G	100.86	Inf	-Inf	31.21	3	Horizontal	16	1.18	-
PK	2.4872G	59.79	74.00	-14.21	31.31	3	Horizontal	16	1.18	-

802.11b_Nss1,(1Mbps)_1TX(Port1)

07/05/2019

2462MHz_TX

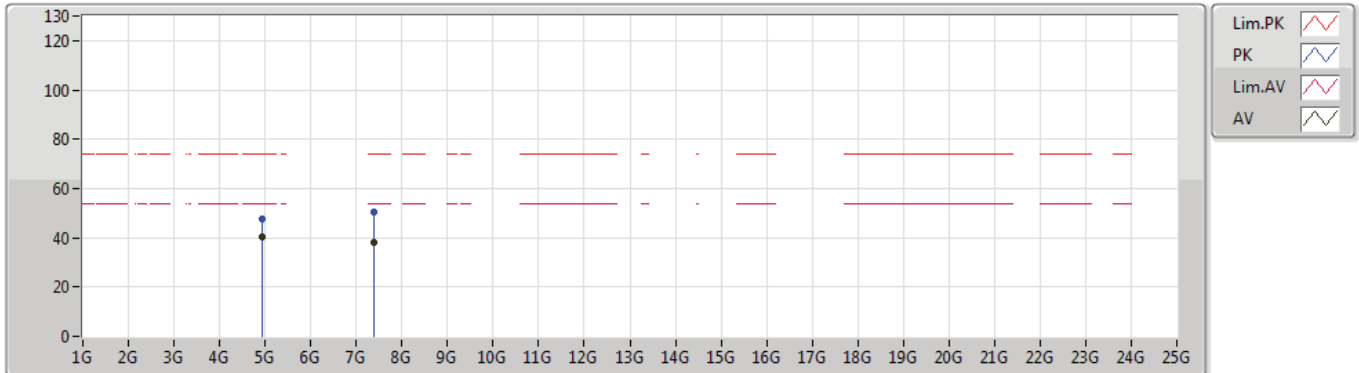


Type	Freq (Hz)	Level (dBuV/m)	Limit (dBuV/m)	Margin (dB)	Factor (dB)	Dist (m)	Condition	Azimuth (°)	Height (m)	Comment
AV	4.924G	38.60	54.00	-15.40	1.92	3	Vertical	82	2.34	-
AV	7.38012G	37.76	54.00	-16.24	7.64	3	Vertical	300	1.95	-
PK	4.9237G	46.59	74.00	-27.41	1.92	3	Vertical	82	2.34	-
PK	7.38576G	50.92	74.00	-23.08	7.66	3	Vertical	300	1.95	-

802.11b_Nss1,(1Mbps)_1TX(Port1)

07/05/2019

2462MHz_TX

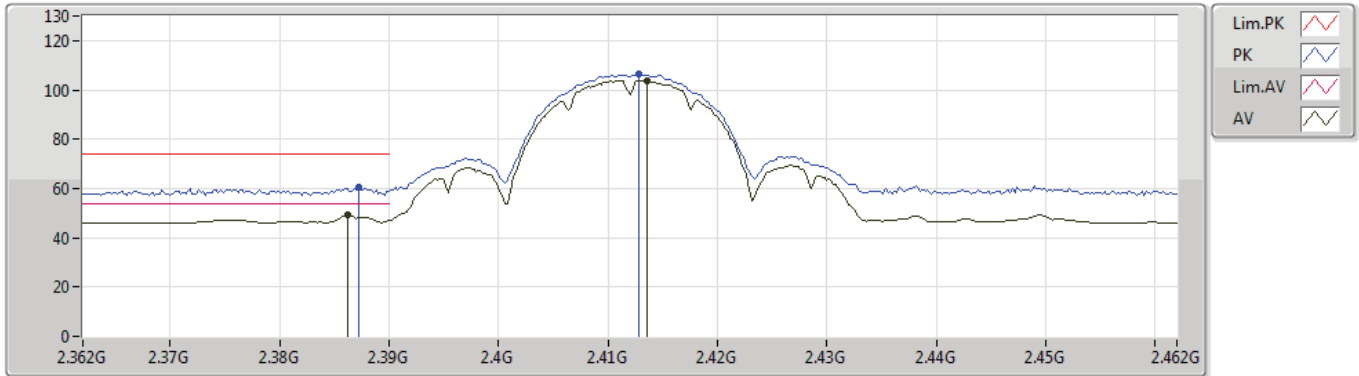


Type	Freq (Hz)	Level (dBuV/m)	Limit (dBuV/m)	Margin (dB)	Factor (dB)	Dist (m)	Condition	Azimuth (°)	Height (m)	Comment
AV	4.924G	40.61	54.00	-13.39	1.92	3	Horizontal	120	2.86	-
AV	7.38264G	37.88	54.00	-16.12	7.65	3	Horizontal	86	1.70	-
PK	4.92412G	47.88	74.00	-26.12	1.92	3	Horizontal	120	2.86	-
PK	7.38408G	50.70	74.00	-23.30	7.65	3	Horizontal	86	1.70	-

802.11b_Nss1,(1Mbps)_1TX(Port2)

15/05/2019

2412MHz_TX

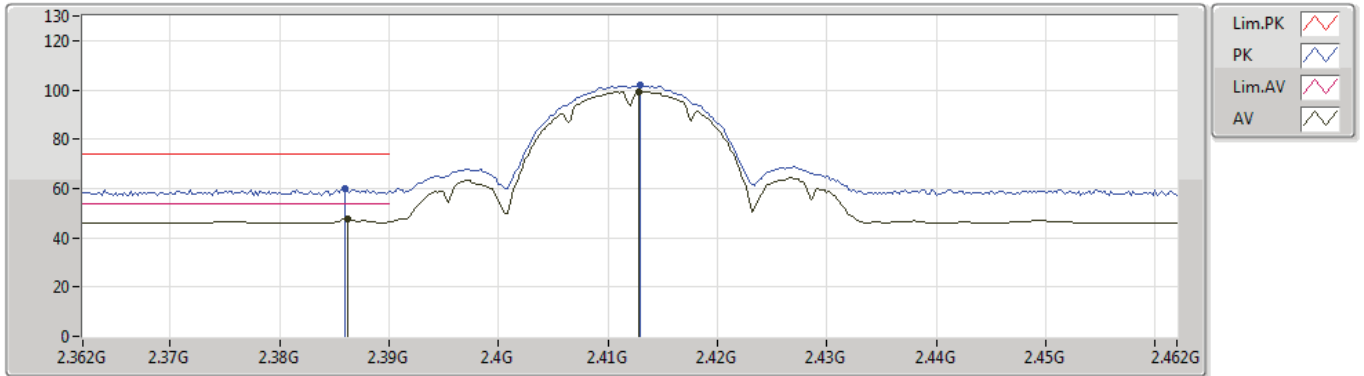


Type	Freq (Hz)	Level (dBuV/m)	Limit (dBuV/m)	Margin (dB)	Factor (dB)	Dist (m)	Condition	Azimuth (°)	Height (m)	Comment
AV	2.3862G	49.48	54.00	-4.52	34.15	3	Vertical	304	1.50	-
AV	2.4136G	103.82	Inf	-Inf	34.15	3	Vertical	304	1.50	-
PK	2.3872G	60.40	74.00	-13.60	34.16	3	Vertical	304	1.50	-
PK	2.4128G	106.40	Inf	-Inf	34.15	3	Vertical	304	1.50	-

802.11b_Nss1,(1Mbps)_1TX(Port2)

15/05/2019

2412MHz_TX

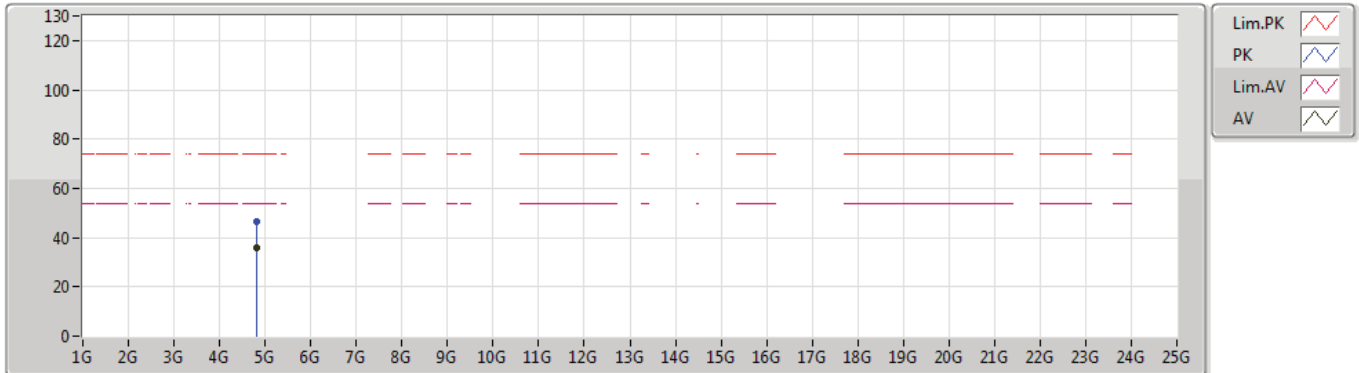


Type	Freq (Hz)	Level (dBuV/m)	Limit (dBuV/m)	Margin (dB)	Factor (dB)	Dist (m)	Condition	Azimuth (°)	Height (m)	Comment
AV	2.3862G	47.68	54.00	-6.32	34.15	3	Horizontal	280	1.50	-
AV	2.4128G	99.43	Inf	-Inf	34.15	3	Horizontal	280	1.50	-
PK	2.386G	60.10	74.00	-13.90	34.15	3	Horizontal	280	1.50	-
PK	2.413G	101.95	Inf	-Inf	34.15	3	Horizontal	280	1.50	-

802.11b_Nss1,(1Mbps)_1TX(Port2)

15/05/2019

2412MHz_TX

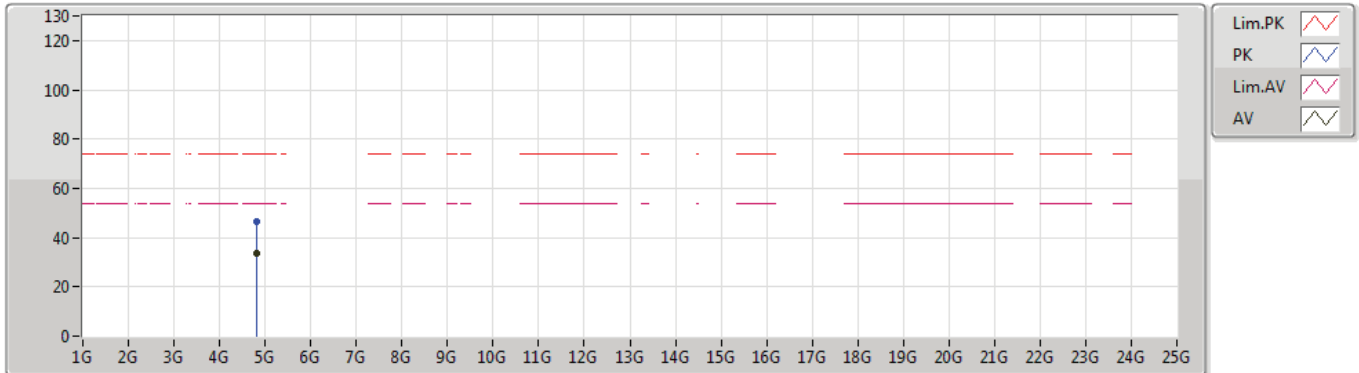


Type	Freq (Hz)	Level (dBuV/m)	Limit (dBuV/m)	Margin (dB)	Factor (dB)	Dist (m)	Condition	Azimuth (°)	Height (m)	Comment
AV	4.824G	35.89	54.00	-18.11	-1.81	3	Vertical	251	1.52	-
PK	4.82388G	46.34	74.00	-27.66	-1.81	3	Vertical	251	1.52	-

802.11b_Nss1,(1Mbps)_1TX(Port2)

15/05/2019

2412MHz_TX

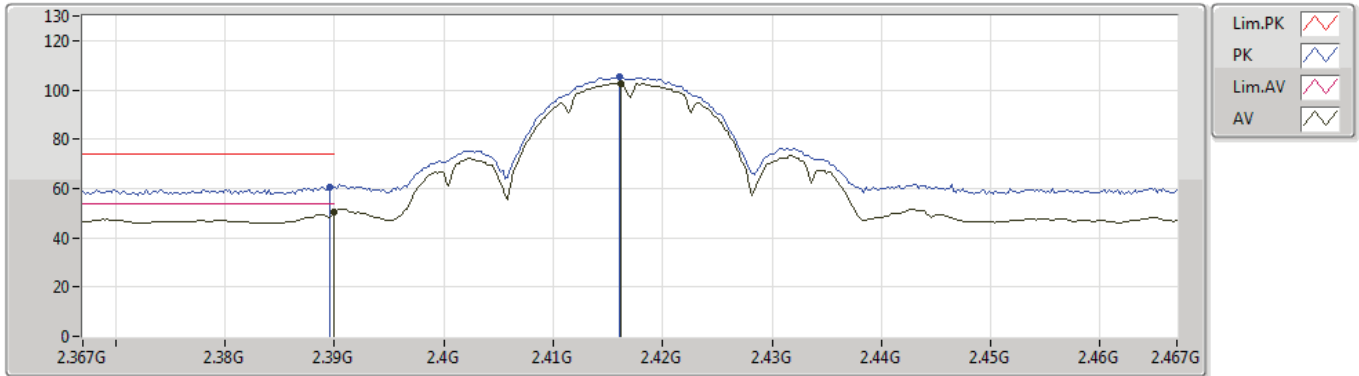


Type	Freq (Hz)	Level (dBuV/m)	Limit (dBuV/m)	Margin (dB)	Factor (dB)	Dist (m)	Condition	Azimuth (°)	Height (m)	Comment
AV	4.82394G	33.69	54.00	-20.31	-1.81	3	Horizontal	304	1.92	-
PK	4.82354G	46.23	74.00	-27.77	-1.81	3	Horizontal	304	1.92	-

802.11b_Nss1,(1Mbps)_1TX(Port2)

15/05/2019

2417MHz_TX

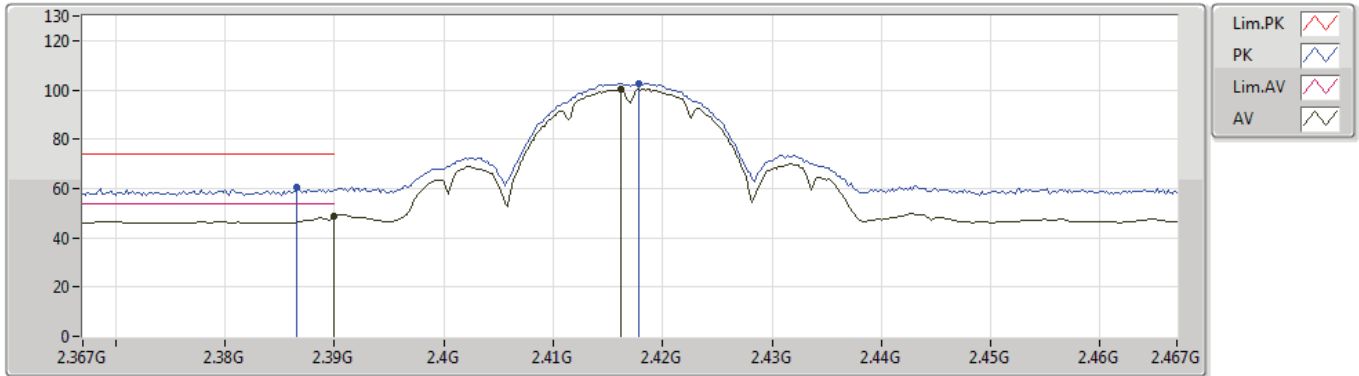


Type	Freq (Hz)	Level (dBuV/m)	Limit (dBuV/m)	Margin (dB)	Factor (dB)	Dist (m)	Condition	Azimuth (°)	Height (m)	Comment
AV	2.39G	50.63	54.00	-3.37	34.15	3	Vertical	300	1.06	-
AV	2.4162G	102.68	Inf	-Inf	34.16	3	Vertical	300	1.06	-
PK	2.3896G	60.76	74.00	-13.24	34.15	3	Vertical	300	1.06	-
PK	2.416G	105.08	Inf	-Inf	34.16	3	Vertical	300	1.06	-

802.11b_Nss1,(1Mbps)_1TX(Port2)

15/05/2019

2417MHz_TX

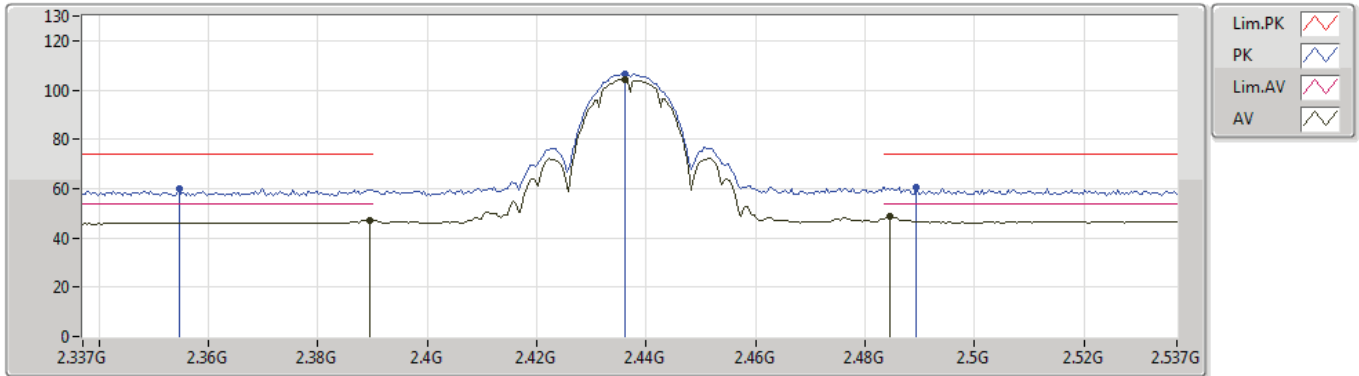


Type	Freq (Hz)	Level (dBuV/m)	Limit (dBuV/m)	Margin (dB)	Factor (dB)	Dist (m)	Condition	Azimuth (°)	Height (m)	Comment
AV	2.39G	48.68	54.00	-5.32	34.15	3	Horizontal	275	1.23	-
AV	2.4162G	100.33	Inf	-Inf	34.16	3	Horizontal	275	1.23	-
PK	2.3866G	60.35	74.00	-13.65	34.15	3	Horizontal	275	1.23	-
PK	2.4178G	102.75	Inf	-Inf	34.16	3	Horizontal	275	1.23	-

802.11b_Nss1,(1Mbps)_1TX(Port2)

15/05/2019

2437MHz_TX

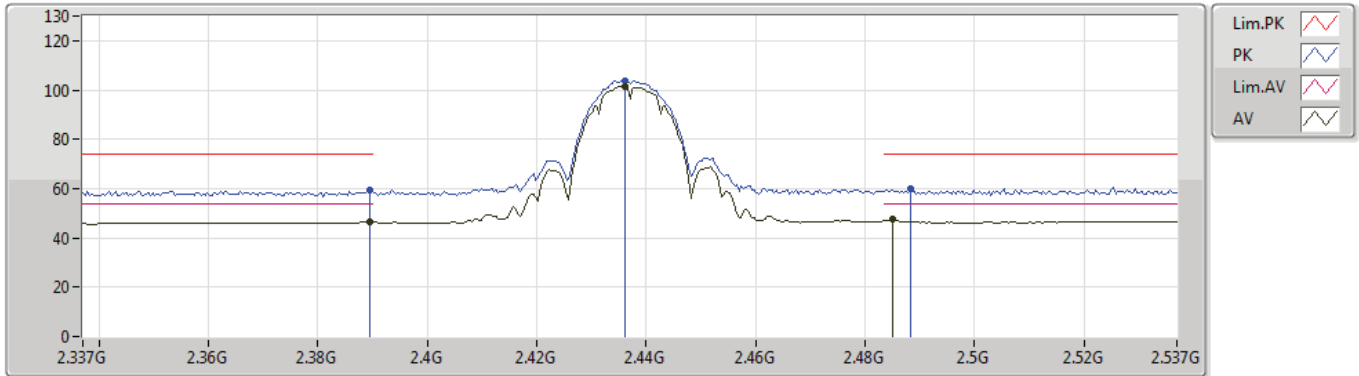


Type	Freq (Hz)	Level (dBuV/m)	Limit (dBuV/m)	Margin (dB)	Factor (dB)	Dist (m)	Condition	Azimuth (°)	Height (m)	Comment
AV	2.3894G	47.34	54.00	-6.66	34.15	3	Vertical	299	1.03	-
AV	2.4362G	104.25	Inf	-Inf	34.17	3	Vertical	299	1.03	-
AV	2.4846G	48.55	54.00	-5.45	34.18	3	Vertical	299	1.03	-
PK	2.3546G	59.84	74.00	-14.16	34.14	3	Vertical	299	1.03	-
PK	2.4362G	106.59	Inf	-Inf	34.17	3	Vertical	299	1.03	-
PK	2.4894G	60.36	74.00	-13.64	34.17	3	Vertical	299	1.03	-

802.11b_Nss1,(1Mbps)_1TX(Port2)

15/05/2019

2437MHz_TX

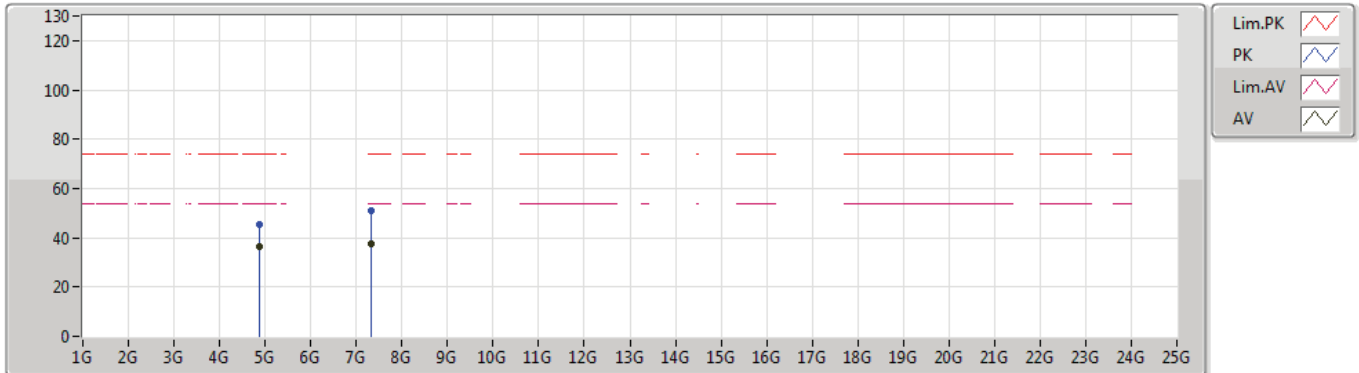


Type	Freq (Hz)	Level (dBuV/m)	Limit (dBuV/m)	Margin (dB)	Factor (dB)	Dist (m)	Condition	Azimuth (°)	Height (m)	Comment
AV	2.3894G	46.74	54.00	-7.26	34.15	3	Horizontal	277	1.01	-
AV	2.4362G	101.39	Inf	-Inf	34.17	3	Horizontal	277	1.01	-
AV	2.485G	47.51	54.00	-6.49	34.18	3	Horizontal	277	1.01	-
PK	2.3894G	59.48	74.00	-14.52	34.15	3	Horizontal	277	1.01	-
PK	2.4362G	103.74	Inf	-Inf	34.17	3	Horizontal	277	1.01	-
PK	2.4882G	59.68	74.00	-14.32	34.17	3	Horizontal	277	1.01	-

802.11b_Nss1,(1Mbps)_1TX(Port2)

15/05/2019

2437MHz_TX

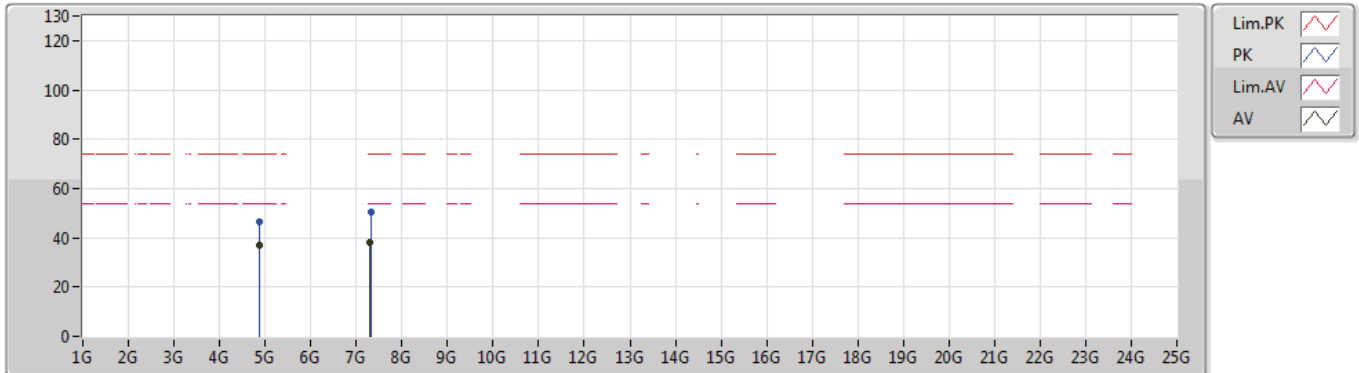


Type	Freq (Hz)	Level (dBuV/m)	Limit (dBuV/m)	Margin (dB)	Factor (dB)	Dist (m)	Condition	Azimuth (°)	Height (m)	Comment
AV	4.874G	36.41	54.00	-17.59	-1.66	3	Vertical	196	1.50	-
AV	7.32048G	37.71	54.00	-16.29	3.93	3	Vertical	247	1.50	-
PK	4.87436G	45.62	74.00	-28.38	-1.66	3	Vertical	196	1.50	-
PK	7.32066G	50.81	74.00	-23.19	3.93	3	Vertical	247	1.50	-

802.11b_Nss1,(1Mbps)_1TX(Port2)

15/05/2019

2437MHz_TX

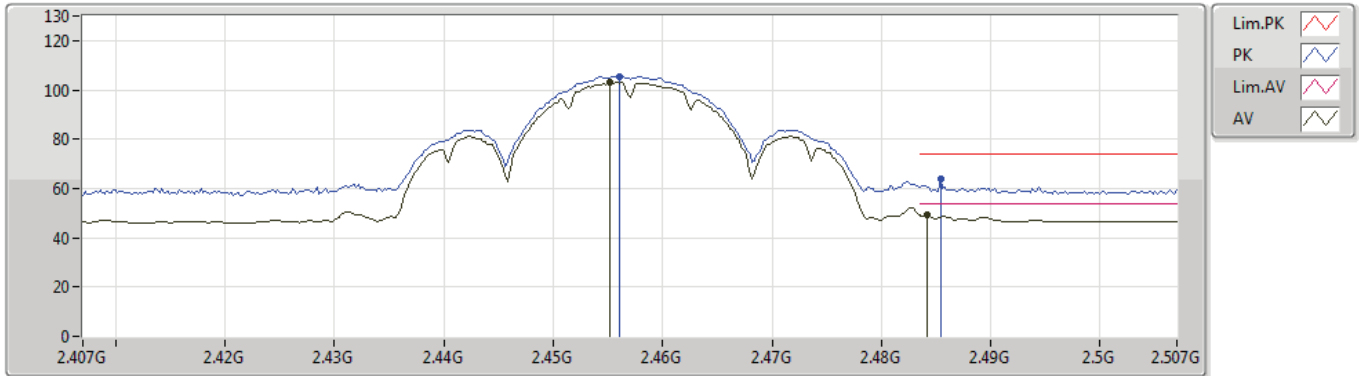


Type	Freq (Hz)	Level (dBuV/m)	Limit (dBuV/m)	Margin (dB)	Factor (dB)	Dist (m)	Condition	Azimuth (°)	Height (m)	Comment
AV	4.87397G	36.74	54.00	-17.26	-1.66	3	Horizontal	166	1.05	-
AV	7.29888G	37.85	54.00	-16.15	3.88	3	Horizontal	1	2.17	-
PK	4.87419G	46.46	74.00	-27.54	-1.66	3	Horizontal	166	1.05	-
PK	7.31454G	50.69	74.00	-23.31	3.90	3	Horizontal	1	2.17	-

802.11b_Nss1,(1Mbps)_1TX(Port2)

15/05/2019

2457MHz_TX

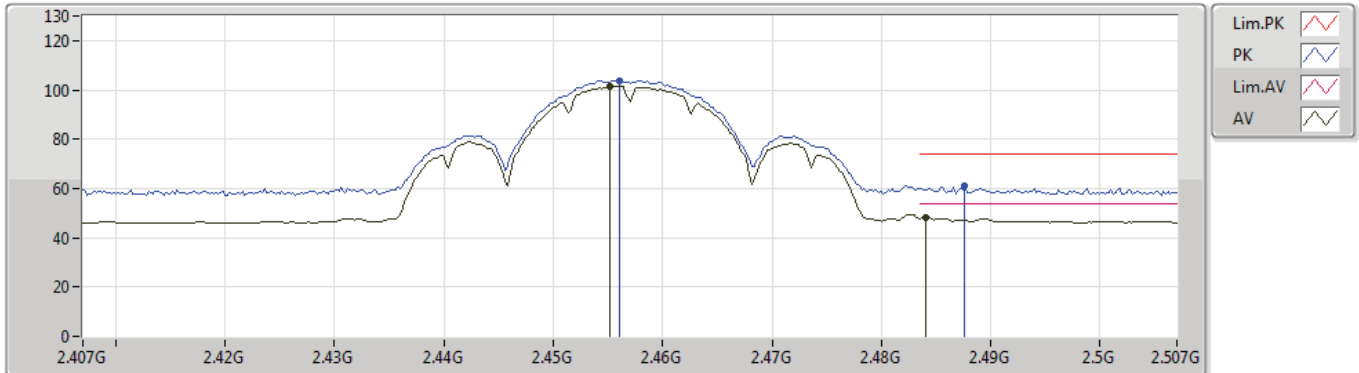


Type	Freq (Hz)	Level (dBuV/m)	Limit (dBuV/m)	Margin (dB)	Factor (dB)	Dist (m)	Condition	Azimuth (°)	Height (m)	Comment
AV	2.4552G	103.06	Inf	-Inf	34.16	3	Vertical	293	1.50	-
AV	2.4842G	49.30	54.00	-4.70	34.18	3	Vertical	293	1.50	-
PK	2.456G	105.47	Inf	-Inf	34.17	3	Vertical	293	1.50	-
PK	2.4854G	63.96	74.00	-10.04	34.18	3	Vertical	293	1.50	-

802.11b_Nss1,(1Mbps)_1TX(Port2)

15/05/2019

2457MHz_TX

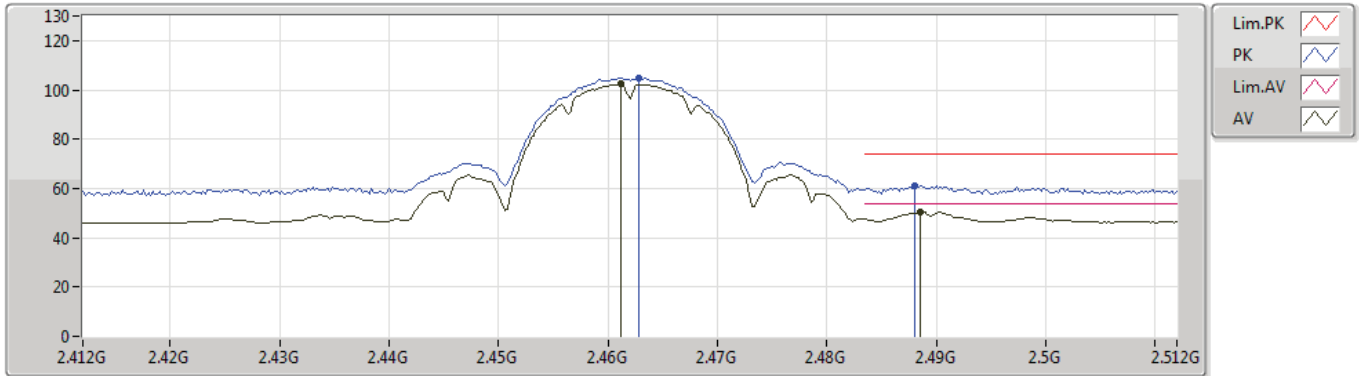


Type	Freq (Hz)	Level (dBuV/m)	Limit (dBuV/m)	Margin (dB)	Factor (dB)	Dist (m)	Condition	Azimuth (°)	Height (m)	Comment
AV	2.4552G	101.46	Inf	-Inf	34.16	3	Horizontal	272	1.22	-
AV	2.484G	48.34	54.00	-5.66	34.18	3	Horizontal	272	1.22	-
PK	2.456G	103.88	Inf	-Inf	34.17	3	Horizontal	272	1.22	-
PK	2.4876G	61.18	74.00	-12.82	34.17	3	Horizontal	272	1.22	-

802.11b_Nss1,(1Mbps)_1TX(Port2)

15/05/2019

2462MHz_TX

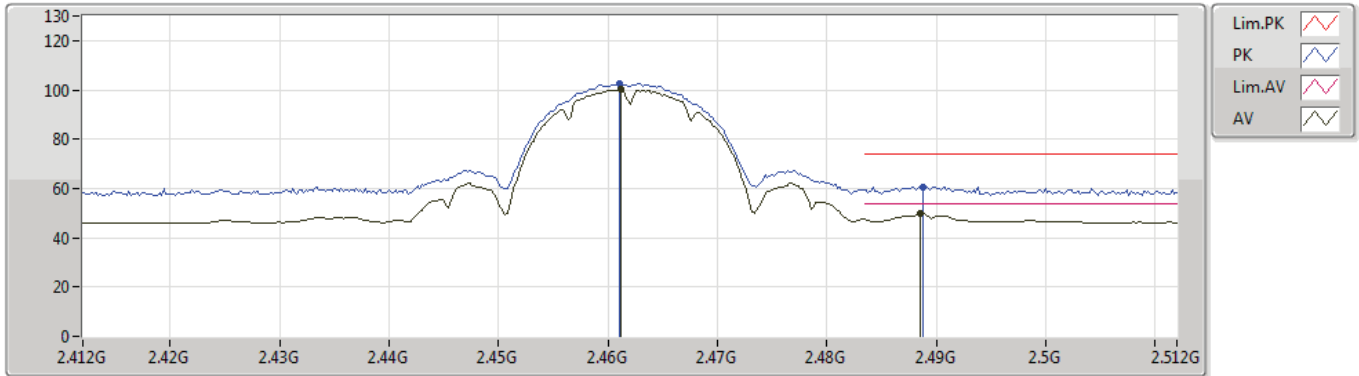


Type	Freq (Hz)	Level (dBuV/m)	Limit (dBuV/m)	Margin (dB)	Factor (dB)	Dist (m)	Condition	Azimuth (°)	Height (m)	Comment
AV	2.4612G	102.35	Inf	-Inf	34.17	3	Vertical	296	1.39	-
AV	2.4886G	50.66	54.00	-3.34	34.17	3	Vertical	296	1.39	-
PK	2.4628G	104.85	Inf	-Inf	34.17	3	Vertical	296	1.39	-
PK	2.488G	61.30	74.00	-12.70	34.17	3	Vertical	296	1.39	-

802.11b_Nss1,(1Mbps)_1TX(Port2)

15/05/2019

2462MHz_TX

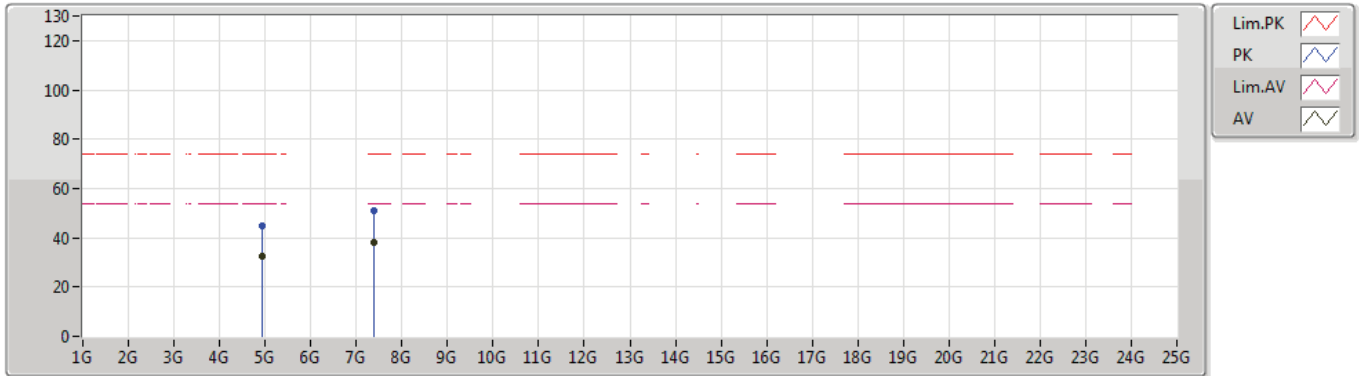


Type	Freq (Hz)	Level (dBuV/m)	Limit (dBuV/m)	Margin (dB)	Factor (dB)	Dist (m)	Condition	Azimuth (°)	Height (m)	Comment
AV	2.4612G	100.16	Inf	-Inf	34.17	3	Horizontal	275	1.20	-
AV	2.4886G	49.67	54.00	-4.33	34.17	3	Horizontal	275	1.20	-
PK	2.461G	102.50	Inf	-Inf	34.17	3	Horizontal	275	1.20	-
PK	2.4888G	60.75	74.00	-13.25	34.17	3	Horizontal	275	1.20	-

802.11b_Nss1,(1Mbps)_1TX(Port2)

15/05/2019

2462MHz_TX

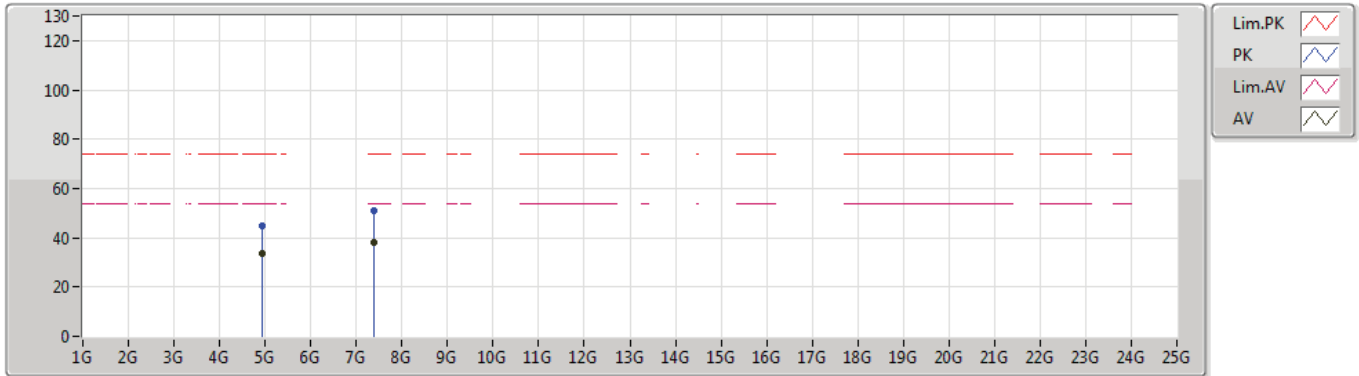


Type	Freq (Hz)	Level (dBuV/m)	Limit (dBuV/m)	Margin (dB)	Factor (dB)	Dist (m)	Condition	Azimuth (°)	Height (m)	Comment
AV	4.924G	32.53	54.00	-21.47	-1.50	3	Vertical	197	1.49	-
AV	7.38726G	38.02	54.00	-15.98	4.10	3	Vertical	341	1.50	-
PK	4.92406G	44.86	74.00	-29.14	-1.50	3	Vertical	197	1.49	-
PK	7.37712G	50.92	74.00	-23.08	4.08	3	Vertical	341	1.50	-

802.11b_Nss1,(1Mbps)_1TX(Port2)

15/05/2019

2462MHz_TX

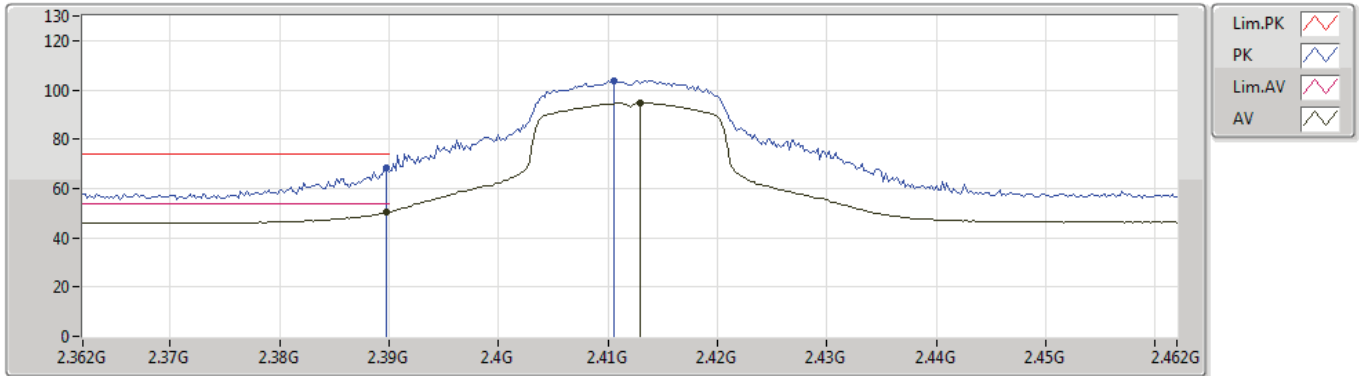


Type	Freq (Hz)	Level (dBuV/m)	Limit (dBuV/m)	Margin (dB)	Factor (dB)	Dist (m)	Condition	Azimuth (°)	Height (m)	Comment
AV	4.92394G	33.72	54.00	-20.28	-1.50	3	Horizontal	162	1.02	-
AV	7.38768G	38.00	54.00	-16.00	4.10	3	Horizontal	58	1.50	-
PK	4.92376G	44.80	74.00	-29.20	-1.50	3	Horizontal	162	1.02	-
PK	7.39026G	51.00	74.00	-23.00	4.11	3	Horizontal	58	1.50	-

802.11g_Nss1,(6Mbps)_1TX(Port1)

07/05/2019

2412MHz_TX

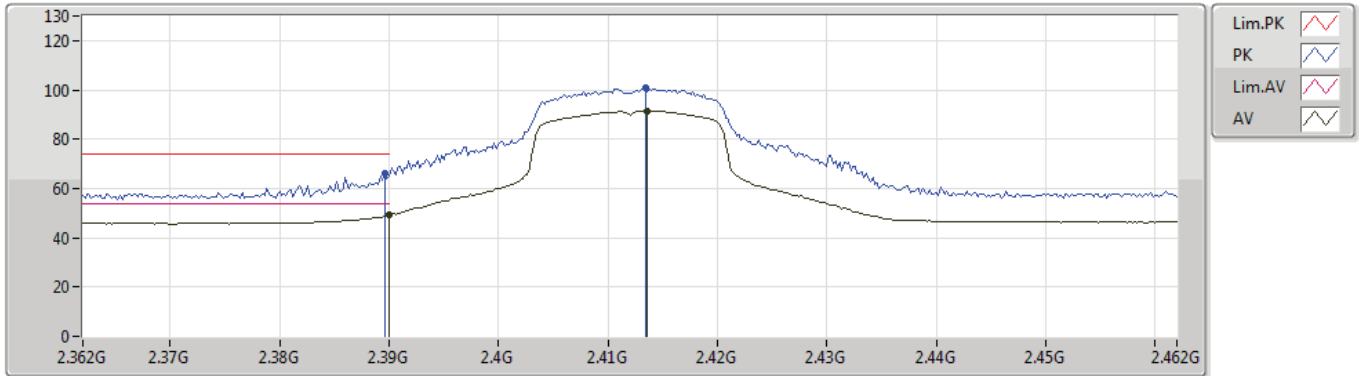


Type	Freq (Hz)	Level (dBuV/m)	Limit (dBuV/m)	Margin (dB)	Factor (dB)	Dist (m)	Condition	Azimuth (°)	Height (m)	Comment
AV	2.3898G	50.31	54.00	-3.69	30.95	3	Vertical	281	1.16	-
AV	2.413G	94.72	Inf	-Inf	31.04	3	Vertical	281	1.16	-
PK	2.3898G	68.53	74.00	-5.47	30.95	3	Vertical	281	1.16	-
PK	2.4106G	103.62	Inf	-Inf	31.03	3	Vertical	281	1.16	-

802.11g_Nss1,(6Mbps)_1TX(Port1)

07/05/2019

2412MHz_TX



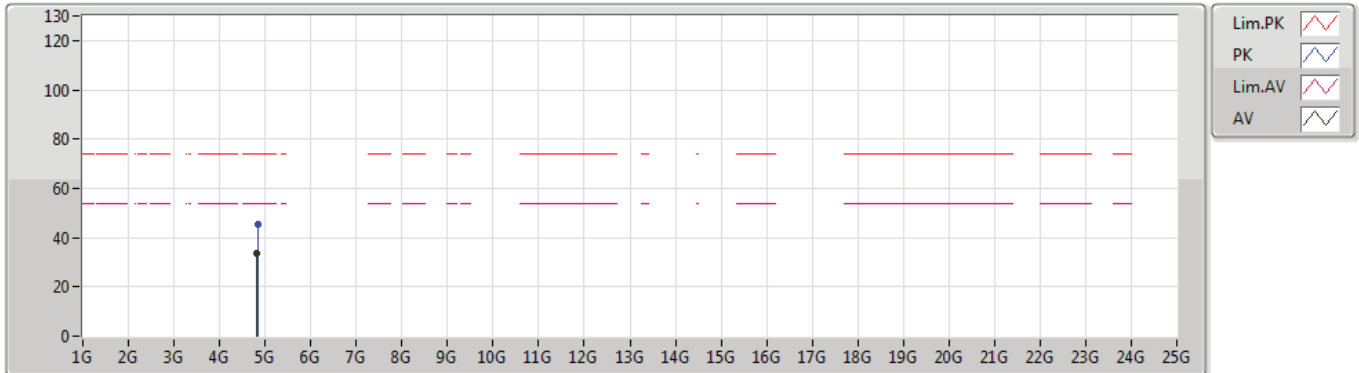
Type	Freq (Hz)	Level (dBuV/m)	Limit (dBuV/m)	Margin (dB)	Factor (dB)	Dist (m)	Condition	Azimuth (°)	Height (m)	Comment
AV	2.39G	49.20	54.00	-4.80	30.95	3	Horizontal	11	1.01	-
AV	2.4136G	91.50	Inf	-Inf	31.04	3	Horizontal	11	1.01	-
PK	2.3896G	66.40	74.00	-7.60	30.95	3	Horizontal	11	1.01	-
PK	2.4134G	100.64	Inf	-Inf	31.04	3	Horizontal	11	1.01	-



802.11g_Nss1,(6Mbps)_1TX(Port1)

07/05/2019

2412MHz_TX



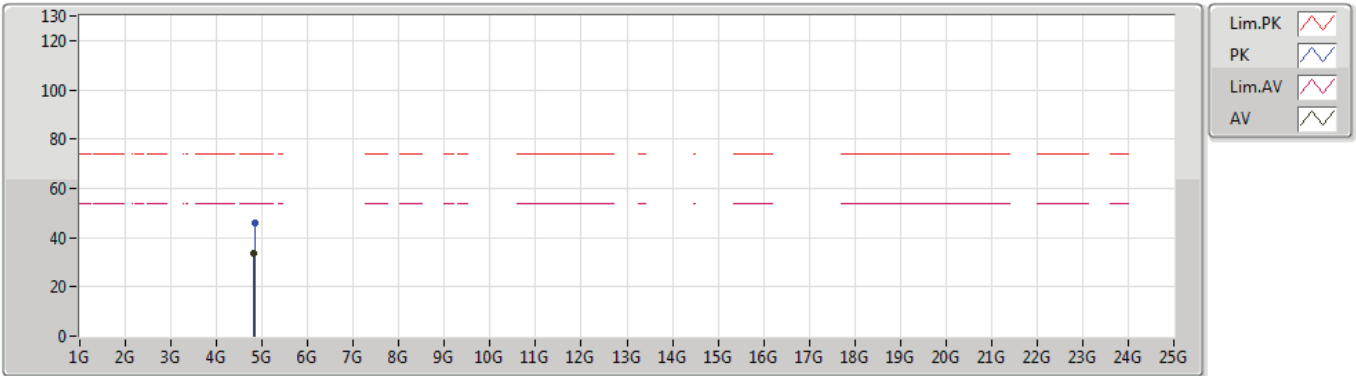
Type	Freq (Hz)	Level (dBuV/m)	Limit (dBuV/m)	Margin (dB)	Factor (dB)	Dist (m)	Condition	Azimuth (°)	Height (m)	Comment
AV	4.82664G	33.39	54.00	-20.61	1.68	3	Vertical	137	1.26	-
PK	4.8291G	45.60	74.00	-28.40	1.68	3	Vertical	137	1.26	-



802.11g_Nss1,(6Mbps)_1TX(Port1)

07/05/2019

2412MHz_TX

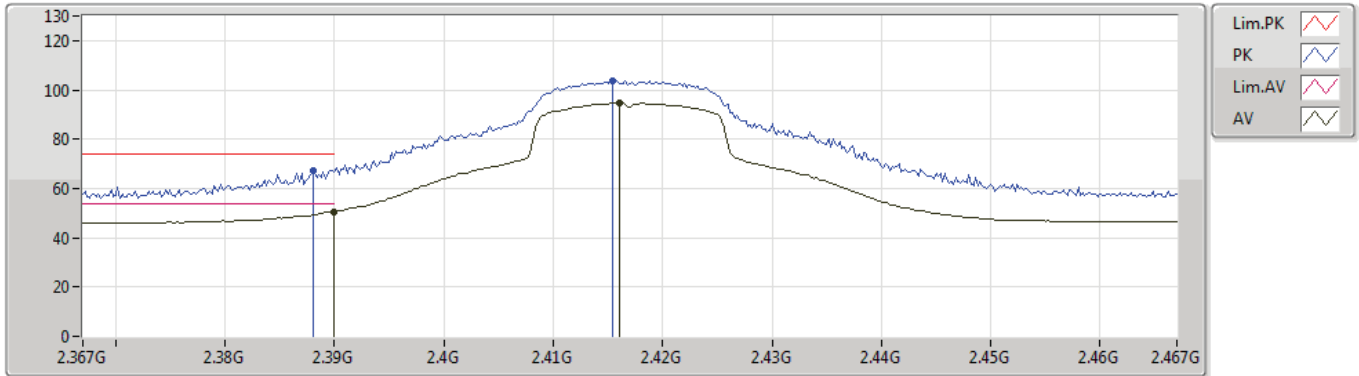


Type	Freq (Hz)	Level (dBuV/m)	Limit (dBuV/m)	Margin (dB)	Factor (dB)	Dist (m)	Condition	Azimuth (°)	Height (m)	Comment
AV	4.82508G	33.71	54.00	-20.29	1.68	3	Horizontal	316	1.61	-
PK	4.82994G	46.21	74.00	-27.79	1.68	3	Horizontal	316	1.61	-

802.11g_Nss1,(6Mbps)_1TX(Port1)

08/05/2019

2417MHz_TX

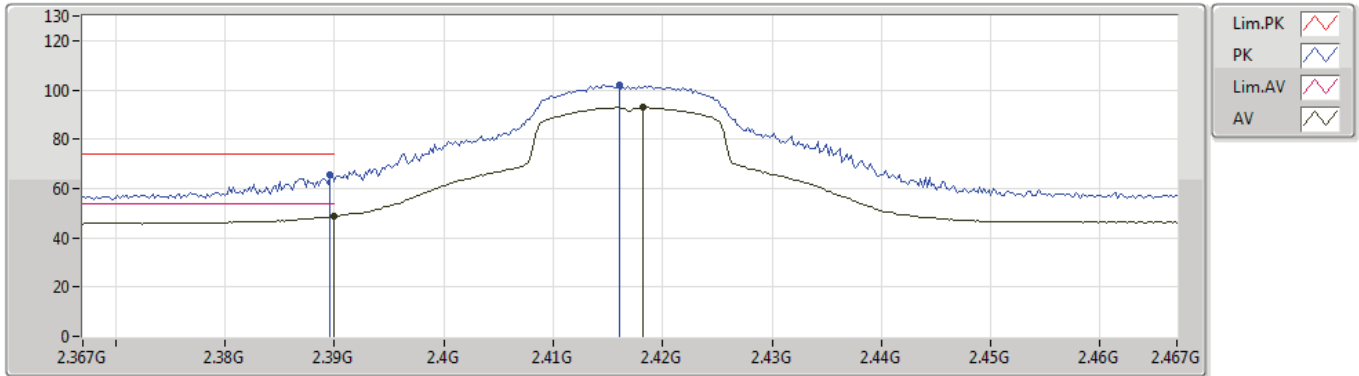


Type	Freq (Hz)	Level (dBuV/m)	Limit (dBuV/m)	Margin (dB)	Factor (dB)	Dist (m)	Condition	Azimuth (°)	Height (m)	Comment
AV	2.39G	50.64	54.00	-3.36	30.95	3	Vertical	289	1.16	-
AV	2.416G	94.60	Inf	-Inf	31.04	3	Vertical	289	1.16	-
PK	2.388G	67.48	74.00	-6.52	30.95	3	Vertical	289	1.16	-
PK	2.4154G	103.72	Inf	-Inf	31.04	3	Vertical	289	1.16	-

802.11g_Nss1,(6Mbps)_1TX(Port1)

08/05/2019

2417MHz_TX

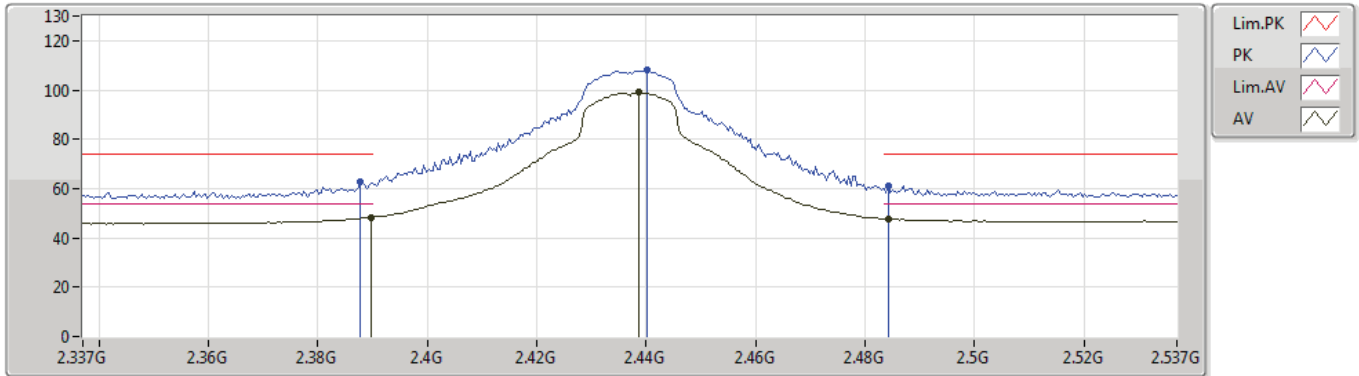


Type	Freq (Hz)	Level (dBuV/m)	Limit (dBuV/m)	Margin (dB)	Factor (dB)	Dist (m)	Condition	Azimuth (°)	Height (m)	Comment
AV	2.39G	48.82	54.00	-5.18	30.95	3	Horizontal	7	2.35	-
AV	2.4182G	92.80	Inf	-Inf	31.06	3	Horizontal	7	2.35	-
PK	2.3896G	65.63	74.00	-8.37	30.95	3	Horizontal	7	2.35	-
PK	2.416G	101.88	Inf	-Inf	31.04	3	Horizontal	7	2.35	-

802.11g_Nss1,(6Mbps)_1TX(Port1)

07/05/2019

2437MHz_TX



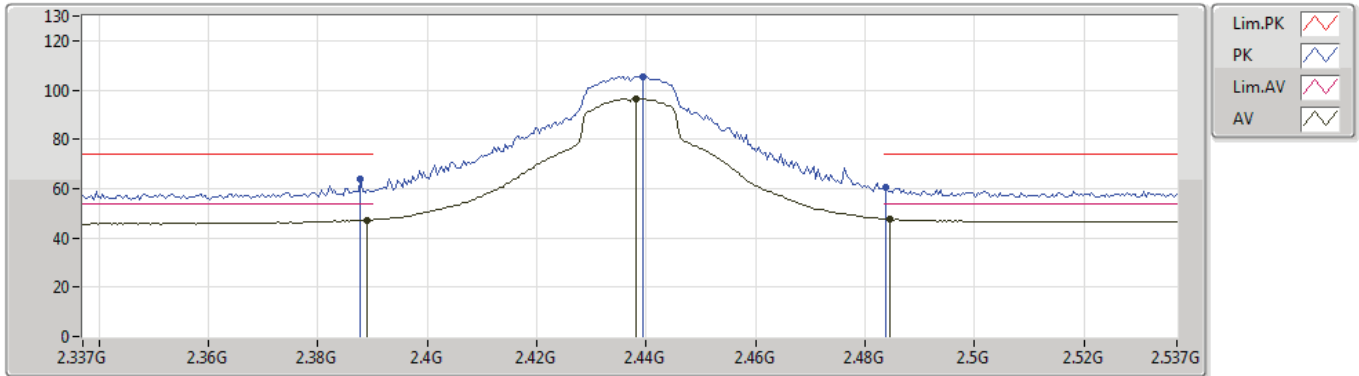
Type	Freq (Hz)	Level (dBuV/m)	Limit (dBuV/m)	Margin (dB)	Factor (dB)	Dist (m)	Condition	Azimuth (°)	Height (m)	Comment
AV	2.3898G	48.15	54.00	-5.85	30.95	3	Vertical	285	2.43	-
AV	2.4386G	98.94	Inf	-Inf	31.13	3	Vertical	285	2.43	-
AV	2.4842G	47.72	54.00	-6.28	31.31	3	Vertical	285	2.43	-
PK	2.3878G	62.70	74.00	-11.30	30.95	3	Vertical	285	2.43	-
PK	2.4402G	108.28	Inf	-Inf	31.14	3	Vertical	285	2.43	-
PK	2.4842G	61.29	74.00	-12.71	31.31	3	Vertical	285	2.43	-



802.11g_Nss1,(6Mbps)_1TX(Port1)

07/05/2019

2437MHz_TX

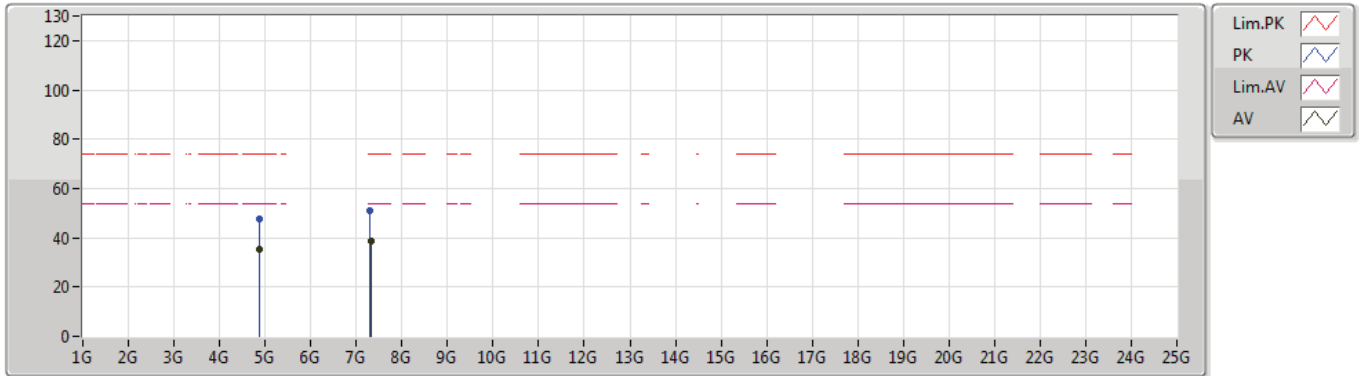


Type	Freq (Hz)	Level (dBuV/m)	Limit (dBuV/m)	Margin (dB)	Factor (dB)	Dist (m)	Condition	Azimuth (°)	Height (m)	Comment
AV	2.389G	47.21	54.00	-6.79	30.95	3	Horizontal	22	1.83	-
AV	2.4382G	96.44	Inf	-Inf	31.13	3	Horizontal	22	1.83	-
AV	2.4846G	47.72	54.00	-6.28	31.31	3	Horizontal	22	1.83	-
PK	2.3878G	63.64	74.00	-10.36	30.95	3	Horizontal	22	1.83	-
PK	2.4394G	105.56	Inf	-Inf	31.14	3	Horizontal	22	1.83	-
PK	2.4838G	60.50	74.00	-13.50	31.30	3	Horizontal	22	1.83	-

802.11g_Nss1,(6Mbps)_1TX(Port1)

07/05/2019

2437MHz_TX



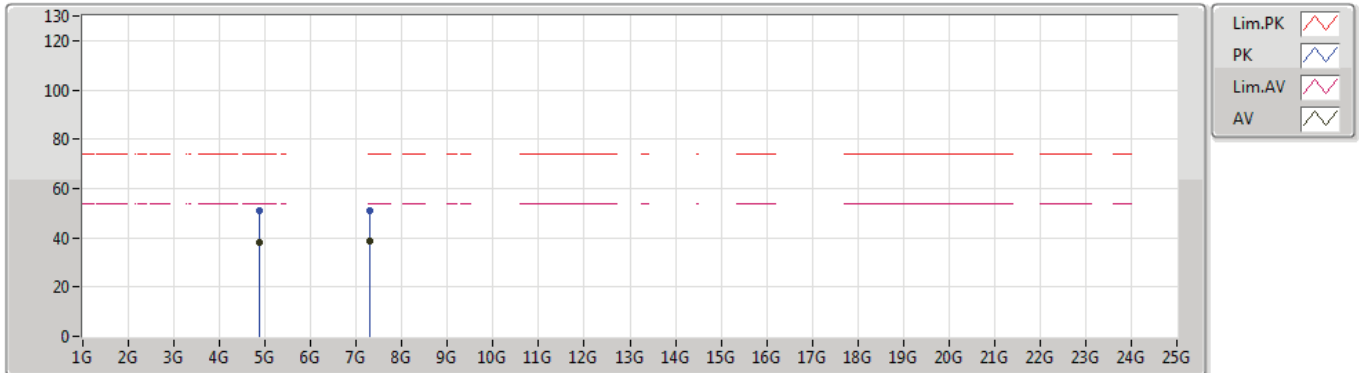
Type	Freq (Hz)	Level (dBuV/m)	Limit (dBuV/m)	Margin (dB)	Factor (dB)	Dist (m)	Condition	Azimuth (°)	Height (m)	Comment
AV	4.87568G	35.43	54.00	-18.57	1.81	3	Vertical	83	1.21	-
AV	7.31442G	38.54	54.00	-15.46	7.48	3	Vertical	215	2.16	-
PK	4.87796G	47.63	74.00	-26.37	1.81	3	Vertical	83	1.21	-
PK	7.30224G	51.18	74.00	-22.82	7.45	3	Vertical	215	2.16	-



802.11g_Nss1,(6Mbps)_1TX(Port1)

07/05/2019

2437MHz_TX



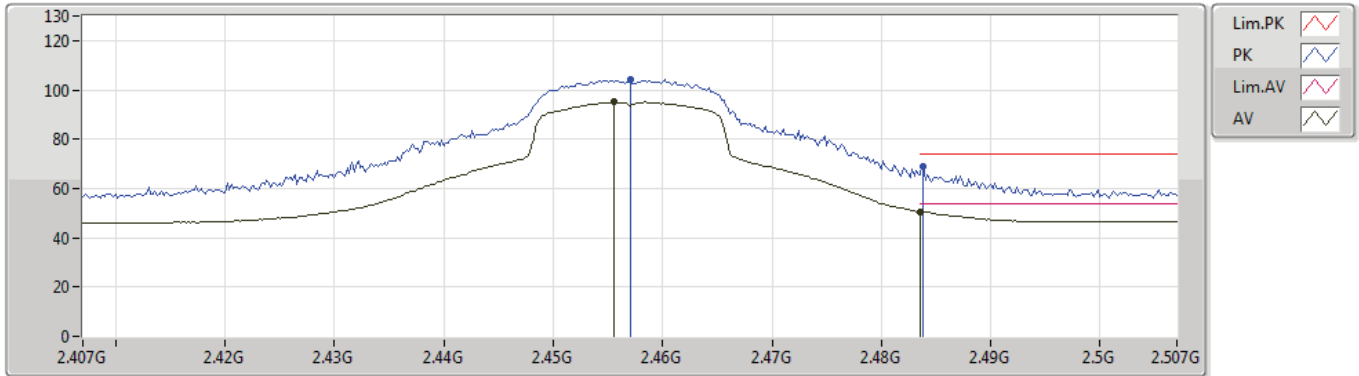
Type	Freq (Hz)	Level (dBuV/m)	Limit (dBuV/m)	Margin (dB)	Factor (dB)	Dist (m)	Condition	Azimuth (°)	Height (m)	Comment
AV	4.8758G	38.03	54.00	-15.97	1.81	3	Horizontal	268	1.08	-
AV	7.30734G	38.56	54.00	-15.44	7.46	3	Horizontal	45	1.75	-
PK	4.87592G	50.81	74.00	-23.19	1.81	3	Horizontal	268	1.08	-
PK	7.31016G	51.17	74.00	-22.83	7.46	3	Horizontal	45	1.75	-



802.11g_Nss1,(6Mbps)_1TX(Port1)

08/05/2019

2457MHz_TX

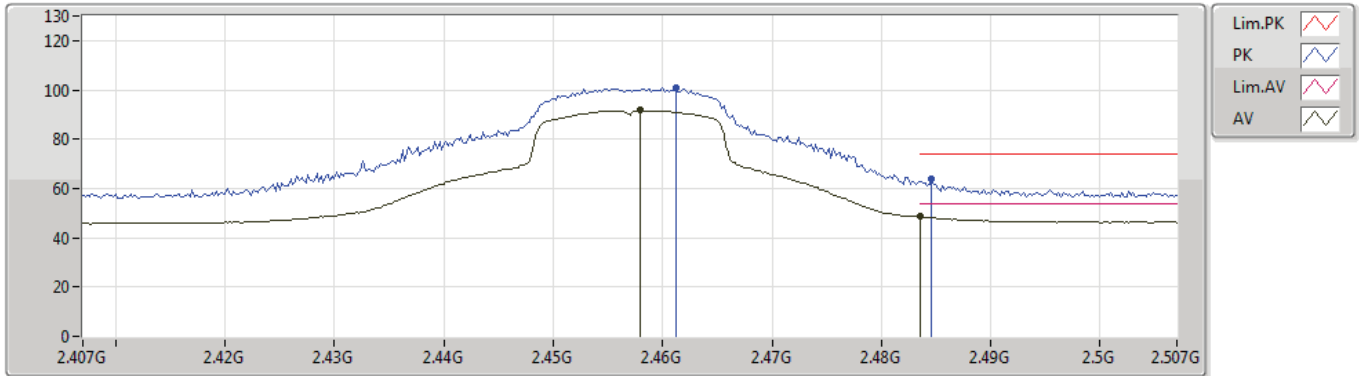


Type	Freq (Hz)	Level (dBuV/m)	Limit (dBuV/m)	Margin (dB)	Factor (dB)	Dist (m)	Condition	Azimuth (°)	Height (m)	Comment
AV	2.4556G	95.00	Inf	-Inf	31.20	3	Vertical	284	1.24	-
AV	2.4835G	50.52	54.00	-3.48	31.30	3	Vertical	284	1.24	-
PK	2.457G	104.32	Inf	-Inf	31.20	3	Vertical	284	1.24	-
PK	2.4838G	68.68	74.00	-5.32	31.30	3	Vertical	284	1.24	-

802.11g_Nss1,(6Mbps)_1TX(Port1)

08/05/2019

2457MHz_TX

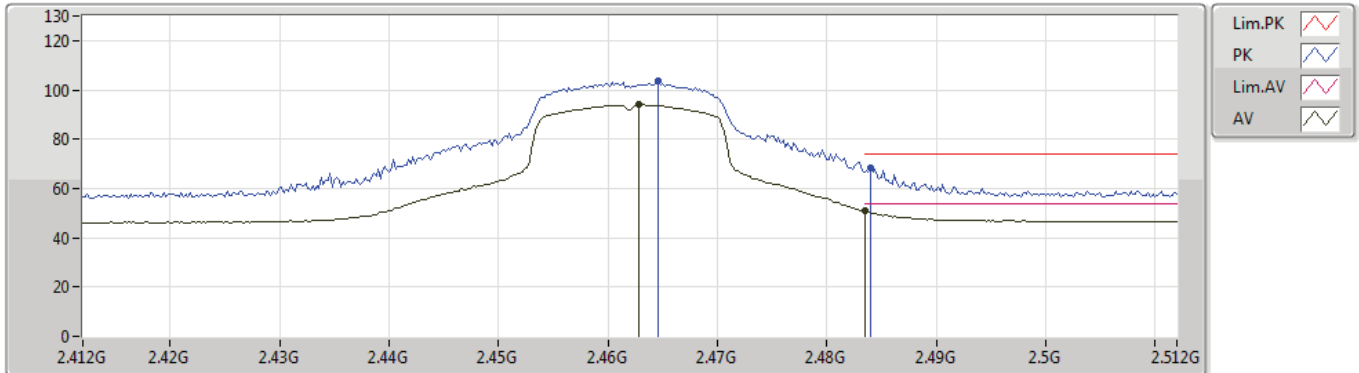


Type	Freq (Hz)	Level (dBuV/m)	Limit (dBuV/m)	Margin (dB)	Factor (dB)	Dist (m)	Condition	Azimuth (°)	Height (m)	Comment
AV	2.458G	91.62	Inf	-Inf	31.20	3	Horizontal	6	1.30	-
AV	2.4835G	48.49	54.00	-5.51	31.30	3	Horizontal	6	1.30	-
PK	2.4612G	100.79	Inf	-Inf	31.22	3	Horizontal	6	1.30	-
PK	2.4846G	64.11	74.00	-9.89	31.31	3	Horizontal	6	1.30	-

802.11g_Nss1,(6Mbps)_1TX(Port1)

07/05/2019

2462MHz_TX

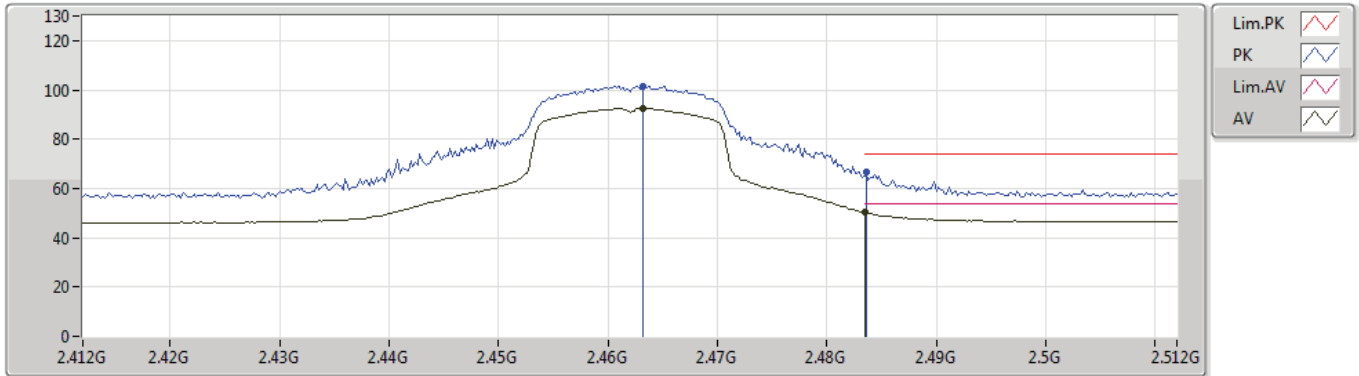


Type	Freq (Hz)	Level (dBuV/m)	Limit (dBuV/m)	Margin (dB)	Factor (dB)	Dist (m)	Condition	Azimuth (°)	Height (m)	Comment
AV	2.4628G	93.86	Inf	-Inf	31.23	3	Vertical	291	2.11	-
AV	2.4835G	50.88	54.00	-3.12	31.30	3	Vertical	291	2.11	-
PK	2.4646G	103.46	Inf	-Inf	31.23	3	Vertical	291	2.11	-
PK	2.484G	68.60	74.00	-5.40	31.31	3	Vertical	291	2.11	-

802.11g_Nss1,(6Mbps)_1TX(Port1)

07/05/2019

2462MHz_TX

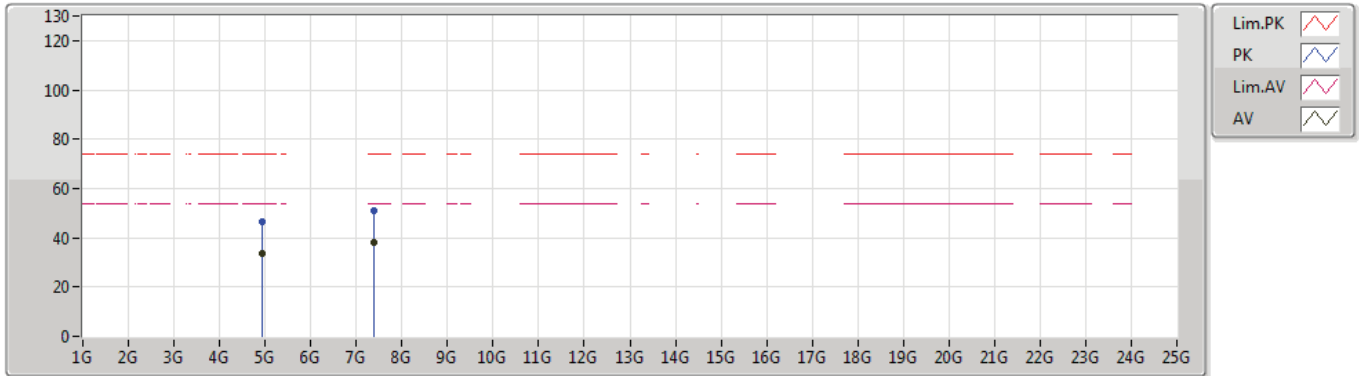


Type	Freq (Hz)	Level (dBuV/m)	Limit (dBuV/m)	Margin (dB)	Factor (dB)	Dist (m)	Condition	Azimuth (°)	Height (m)	Comment
AV	2.4632G	92.39	Inf	-Inf	31.23	3	Horizontal	20	1.78	-
AV	2.4835G	50.33	54.00	-3.67	31.30	3	Horizontal	20	1.78	-
PK	2.4632G	101.61	Inf	-Inf	31.23	3	Horizontal	20	1.78	-
PK	2.4836G	66.70	74.00	-7.30	31.30	3	Horizontal	20	1.78	-

802.11g_Nss1,(6Mbps)_1TX(Port1)

07/05/2019

2462MHz_TX



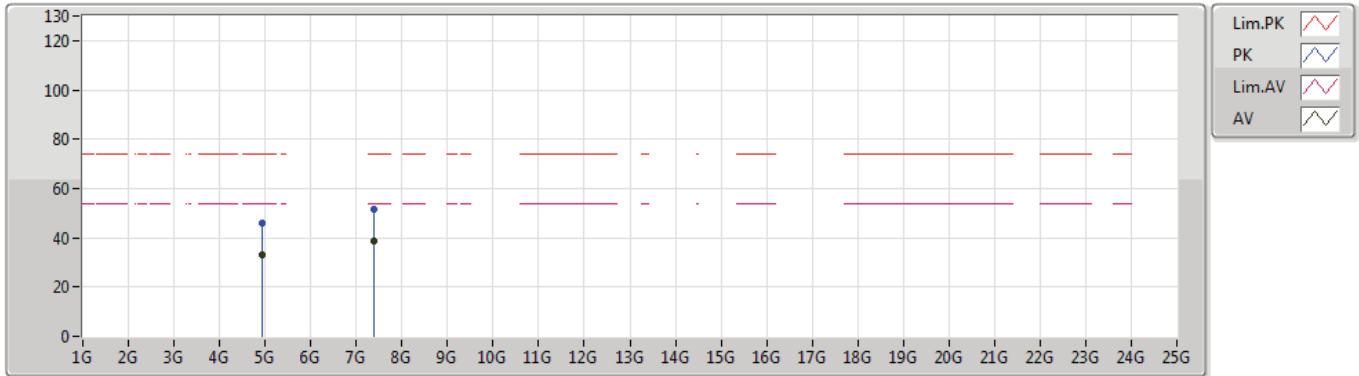
Type	Freq (Hz)	Level (dBuV/m)	Limit (dBuV/m)	Margin (dB)	Factor (dB)	Dist (m)	Condition	Azimuth (°)	Height (m)	Comment
AV	4.92646G	33.68	54.00	-20.32	1.93	3	Vertical	52	1.94	-
AV	7.38984G	38.34	54.00	-15.66	7.68	3	Vertical	231	1.49	-
PK	4.92016G	46.30	74.00	-27.70	1.92	3	Vertical	52	1.94	-
PK	7.37184G	50.96	74.00	-23.04	7.63	3	Vertical	231	1.49	-



802.11g_Nss1,(6Mbps)_1TX(Port1)

07/05/2019

2462MHz_TX

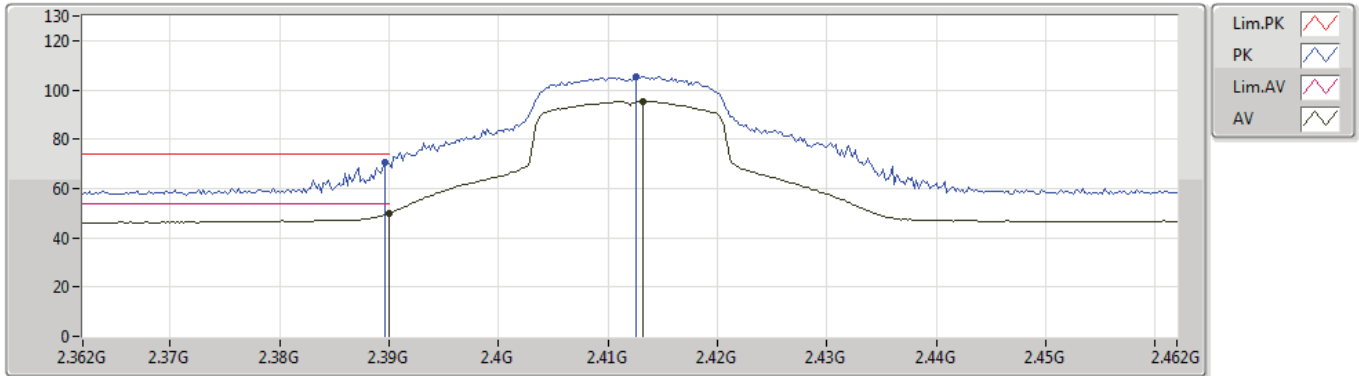


Type	Freq (Hz)	Level (dBuV/m)	Limit (dBuV/m)	Margin (dB)	Factor (dB)	Dist (m)	Condition	Azimuth (°)	Height (m)	Comment
AV	4.92298G	32.91	54.00	-21.09	1.92	3	Horizontal	212	1.59	-
AV	7.37964G	38.42	54.00	-15.58	7.64	3	Horizontal	256	2.15	-
PK	4.93492G	45.89	74.00	-28.11	1.95	3	Horizontal	212	1.59	-
PK	7.37484G	51.54	74.00	-22.46	7.64	3	Horizontal	256	2.15	-

802.11g_Nss1,(6Mbps)_1TX(Port2)

15/05/2019

2412MHz_TX

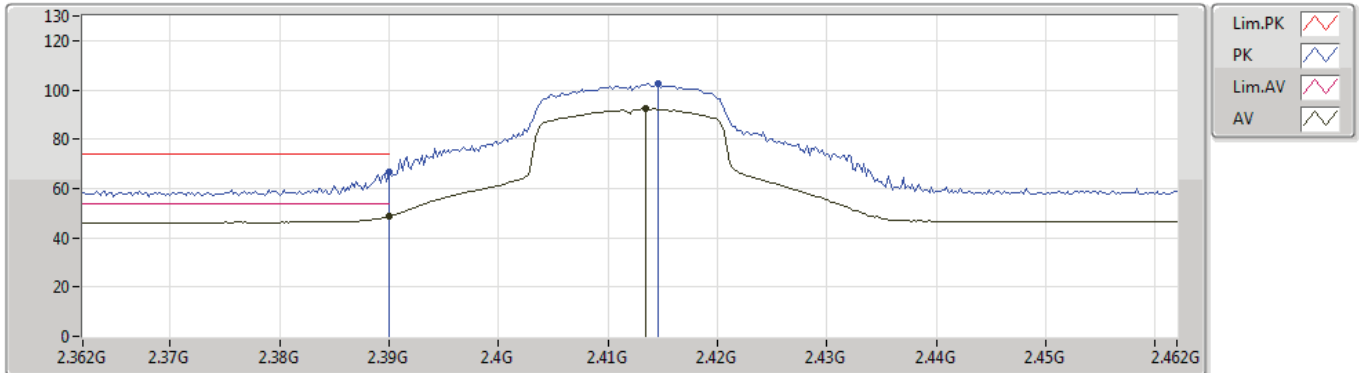


Type	Freq (Hz)	Level (dBuV/m)	Limit (dBuV/m)	Margin (dB)	Factor (dB)	Dist (m)	Condition	Azimuth (°)	Height (m)	Comment
AV	2.39G	50.14	54.00	-3.86	34.15	3	Vertical	300	1.07	-
AV	2.4132G	95.32	Inf	-Inf	34.15	3	Vertical	300	1.07	-
PK	2.3896G	70.78	74.00	-3.22	34.15	3	Vertical	300	1.07	-
PK	2.4126G	105.42	Inf	-Inf	34.15	3	Vertical	300	1.07	-

802.11g_Nss1,(6Mbps)_1TX(Port2)

15/05/2019

2412MHz_TX

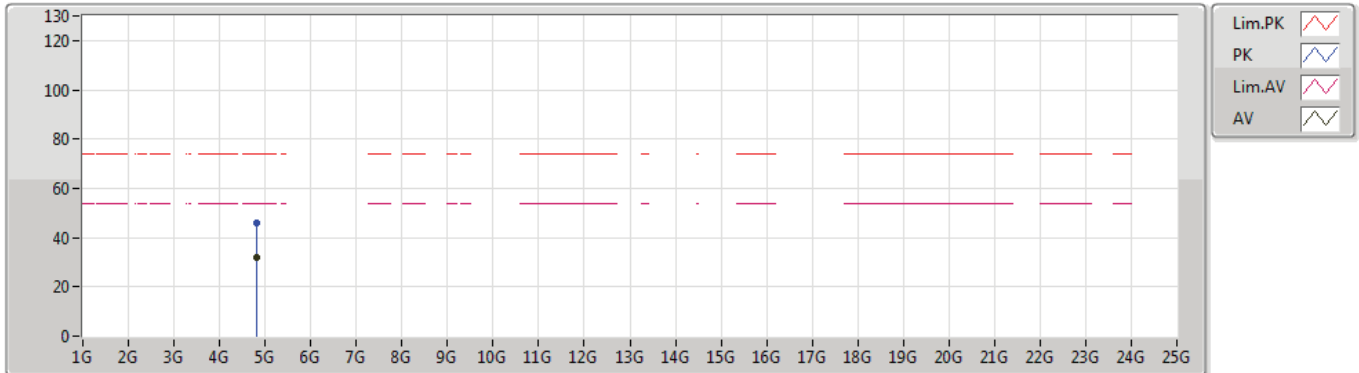


Type	Freq (Hz)	Level (dBuV/m)	Limit (dBuV/m)	Margin (dB)	Factor (dB)	Dist (m)	Condition	Azimuth (°)	Height (m)	Comment
AV	2.39G	48.62	54.00	-5.38	34.15	3	Horizontal	275	1.20	-
AV	2.4134G	92.36	Inf	-Inf	34.15	3	Horizontal	275	1.20	-
PK	2.39G	66.58	74.00	-7.42	34.15	3	Horizontal	275	1.20	-
PK	2.4146G	102.52	Inf	-Inf	34.16	3	Horizontal	275	1.20	-

802.11g_Nss1,(6Mbps)_1TX(Port2)

15/05/2019

2412MHz_TX

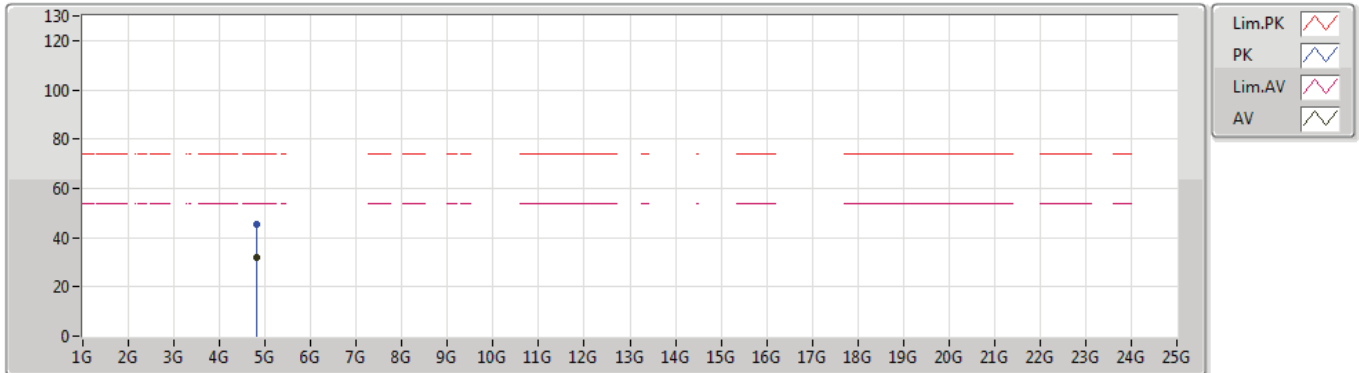


Type	Freq (Hz)	Level (dBuV/m)	Limit (dBuV/m)	Margin (dB)	Factor (dB)	Dist (m)	Condition	Azimuth (°)	Height (m)	Comment
AV	4.8242G	32.15	54.00	-21.85	-1.81	3	Vertical	314	1.97	-
PK	4.82406G	45.80	74.00	-28.20	-1.81	3	Vertical	314	1.97	-

802.11g_Nss1,(6Mbps)_1TX(Port2)

15/05/2019

2412MHz_TX

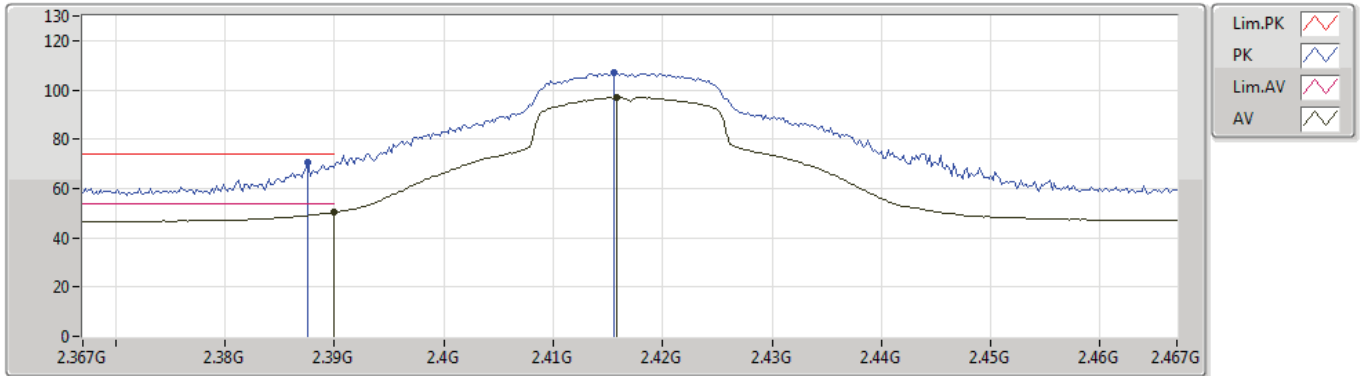


Type	Freq (Hz)	Level (dBuV/m)	Limit (dBuV/m)	Margin (dB)	Factor (dB)	Dist (m)	Condition	Azimuth (°)	Height (m)	Comment
AV	4.82444G	32.13	54.00	-21.87	-1.81	3	Horizontal	145	1.79	-
PK	4.82442G	45.27	74.00	-28.73	-1.81	3	Horizontal	145	1.79	-

802.11g_Nss1,(6Mbps)_1TX(Port2)

15/05/2019

2417MHz_TX

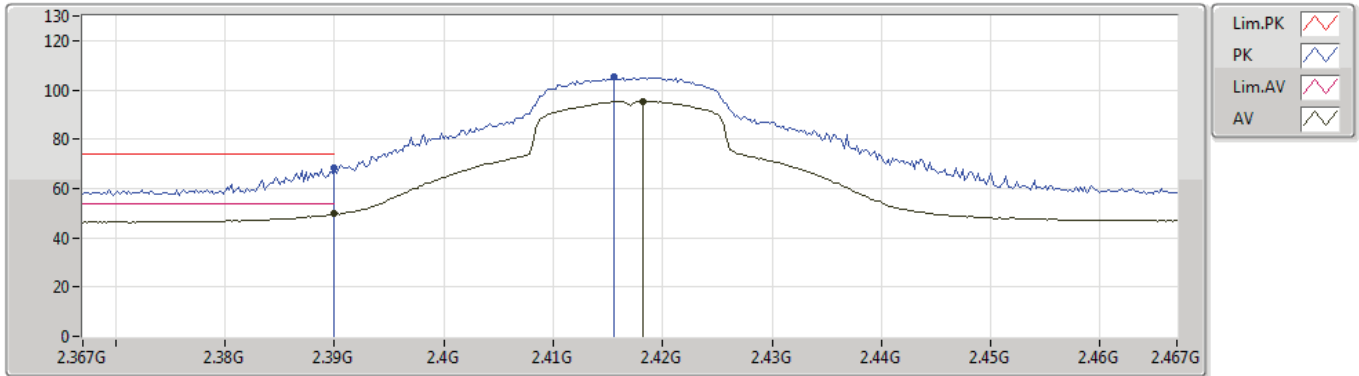


Type	Freq (Hz)	Level (dBuV/m)	Limit (dBuV/m)	Margin (dB)	Factor (dB)	Dist (m)	Condition	Azimuth (°)	Height (m)	Comment
AV	2.39G	50.43	54.00	-3.57	34.15	3	Vertical	296	1.50	-
AV	2.4158G	96.88	Inf	-Inf	34.16	3	Vertical	296	1.50	-
PK	2.3876G	70.57	74.00	-3.43	34.15	3	Vertical	296	1.50	-
PK	2.4156G	106.78	Inf	-Inf	34.16	3	Vertical	296	1.50	-

802.11g_Nss1,(6Mbps)_1TX(Port2)

15/05/2019

2417MHz_TX

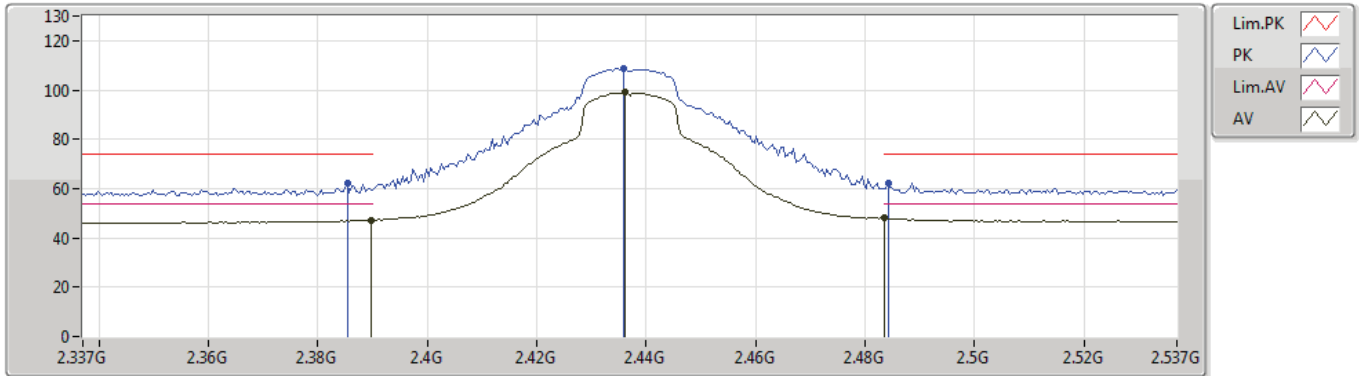


Type	Freq (Hz)	Level (dBuV/m)	Limit (dBuV/m)	Margin (dB)	Factor (dB)	Dist (m)	Condition	Azimuth (°)	Height (m)	Comment
AV	2.39G	49.69	54.00	-4.31	34.15	3	Horizontal	272	1.22	-
AV	2.4182G	95.42	Inf	-Inf	34.16	3	Horizontal	272	1.22	-
PK	2.39G	68.34	74.00	-5.66	34.15	3	Horizontal	272	1.22	-
PK	2.4156G	105.42	Inf	-Inf	34.16	3	Horizontal	272	1.22	-

802.11g_Nss1,(6Mbps)_1TX(Port2)

15/05/2019

2437MHz_TX

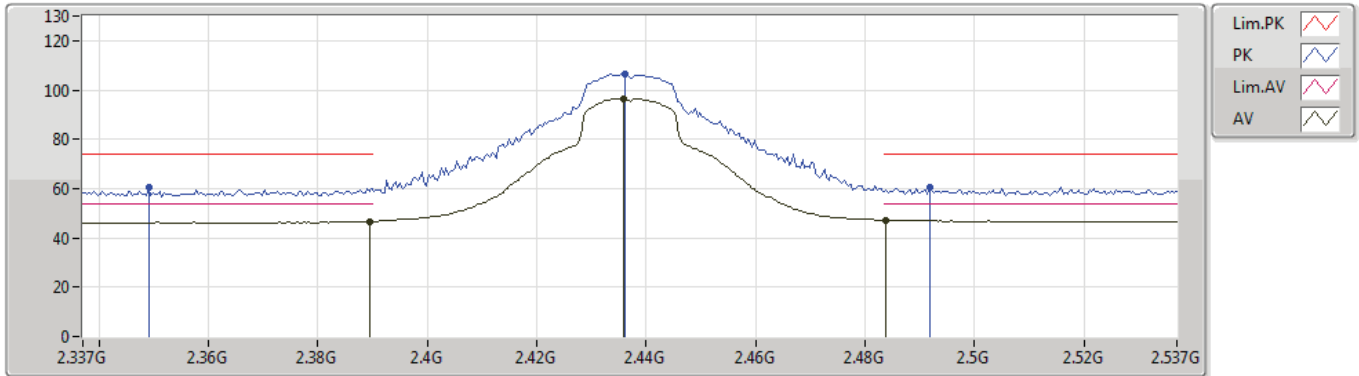


Type	Freq (Hz)	Level (dBuV/m)	Limit (dBuV/m)	Margin (dB)	Factor (dB)	Dist (m)	Condition	Azimuth (°)	Height (m)	Comment
AV	2.3898G	47.13	54.00	-6.87	34.15	3	Vertical	285	1.02	-
AV	2.4362G	98.93	Inf	-Inf	34.17	3	Vertical	285	1.02	-
AV	2.4835G	48.01	54.00	-5.99	34.18	3	Vertical	285	1.02	-
PK	2.3854G	62.10	74.00	-11.90	34.15	3	Vertical	285	1.02	-
PK	2.4358G	108.85	Inf	-Inf	34.17	3	Vertical	285	1.02	-
PK	2.4842G	62.12	74.00	-11.88	34.18	3	Vertical	285	1.02	-

802.11g_Nss1,(6Mbps)_1TX(Port2)

15/05/2019

2437MHz_TX

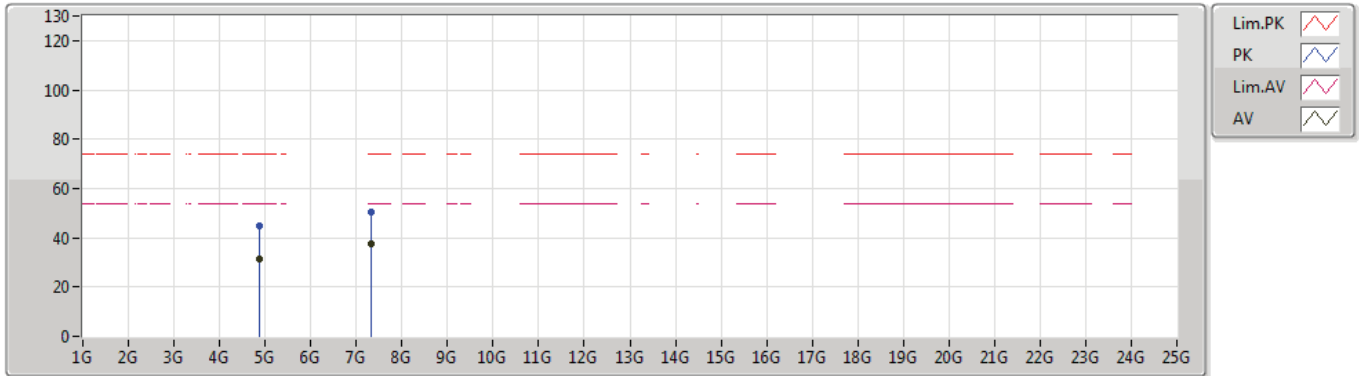


Type	Freq (Hz)	Level (dBuV/m)	Limit (dBuV/m)	Margin (dB)	Factor (dB)	Dist (m)	Condition	Azimuth (°)	Height (m)	Comment
AV	2.3894G	46.70	54.00	-7.30	34.15	3	Horizontal	274	1.02	-
AV	2.4358G	96.53	Inf	-Inf	34.17	3	Horizontal	274	1.02	-
AV	2.4838G	47.27	54.00	-6.73	34.18	3	Horizontal	274	1.02	-
PK	2.349G	60.35	74.00	-13.65	34.14	3	Horizontal	274	1.02	-
PK	2.4362G	106.59	Inf	-Inf	34.17	3	Horizontal	274	1.02	-
PK	2.4918G	60.64	74.00	-13.36	34.18	3	Horizontal	274	1.02	-

802.11g_Nss1,(6Mbps)_1TX(Port2)

15/05/2019

2437MHz_TX

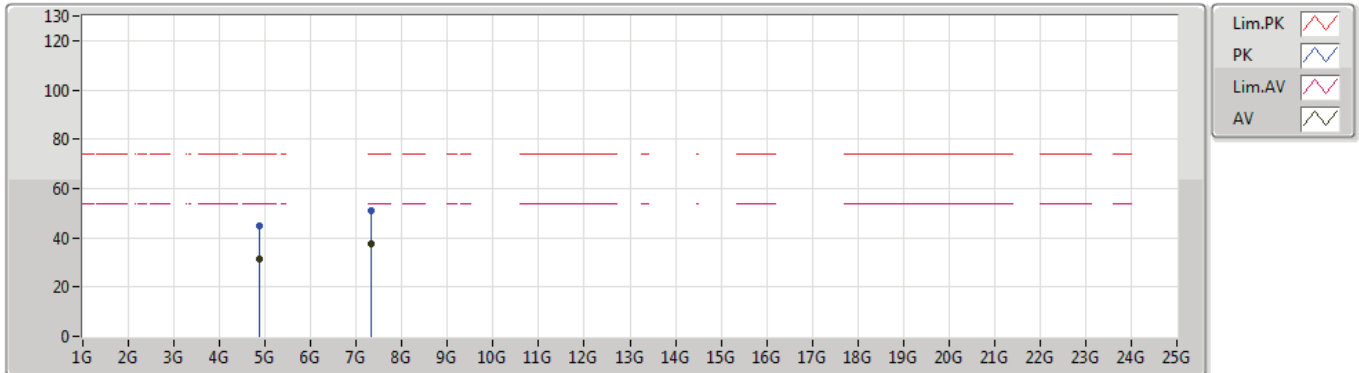


Type	Freq (Hz)	Level (dBuV/m)	Limit (dBuV/m)	Margin (dB)	Factor (dB)	Dist (m)	Condition	Azimuth (°)	Height (m)	Comment
AV	4.86266G	31.49	54.00	-22.51	-1.69	3	Vertical	168	1.50	-
AV	7.32282G	37.80	54.00	-16.20	3.93	3	Vertical	21	1.50	-
PK	4.87526G	44.86	74.00	-29.14	-1.65	3	Vertical	168	1.50	-
PK	7.3146G	50.50	74.00	-23.50	3.91	3	Vertical	21	1.50	-

802.11g_Nss1,(6Mbps)_1TX(Port2)

15/05/2019

2437MHz_TX

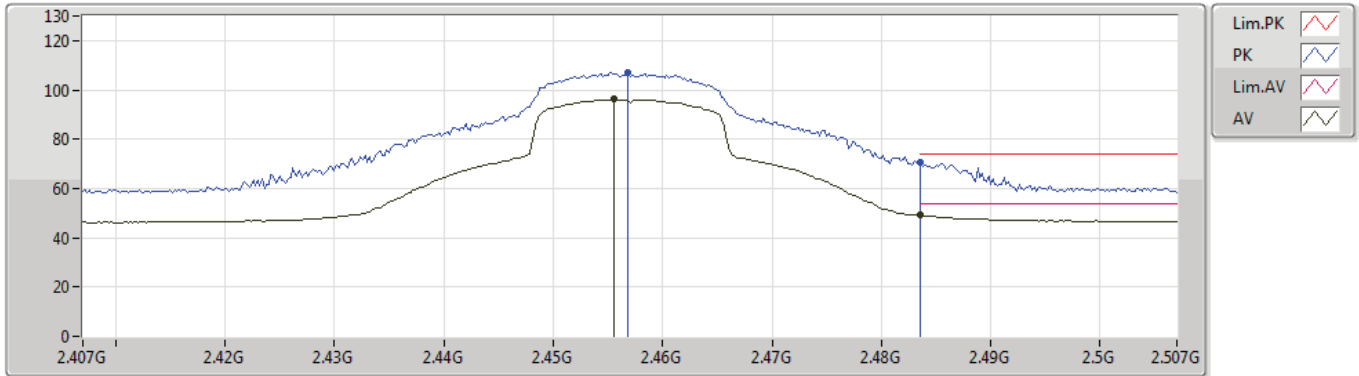


Type	Freq (Hz)	Level (dBuV/m)	Limit (dBuV/m)	Margin (dB)	Factor (dB)	Dist (m)	Condition	Azimuth (°)	Height (m)	Comment
AV	4.86452G	31.57	54.00	-22.43	-1.69	3	Horizontal	298	1.50	-
AV	7.31156G	37.75	54.00	-16.25	3.90	3	Horizontal	350	1.50	-
PK	4.87706G	44.69	74.00	-29.31	-1.64	3	Horizontal	298	1.50	-
PK	7.31152G	50.92	74.00	-23.08	3.90	3	Horizontal	350	1.50	-

802.11g_Nss1,(6Mbps)_1TX(Port2)

15/05/2019

2457MHz_TX

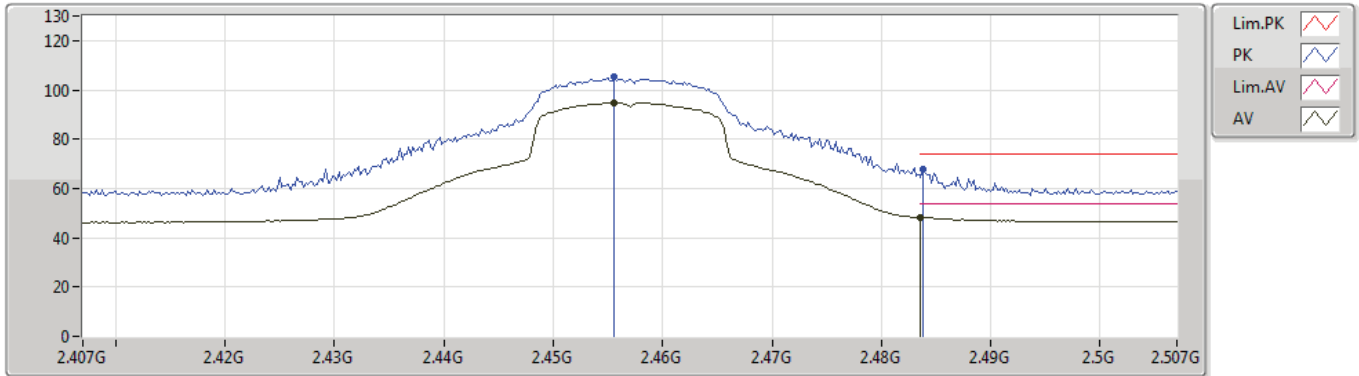


Type	Freq (Hz)	Level (dBuV/m)	Limit (dBuV/m)	Margin (dB)	Factor (dB)	Dist (m)	Condition	Azimuth (°)	Height (m)	Comment
AV	2.4556G	96.16	Inf	-Inf	34.17	3	Vertical	290	1.50	-
AV	2.4835G	49.27	54.00	-4.73	34.18	3	Vertical	290	1.50	-
PK	2.4568G	107.13	Inf	-Inf	34.17	3	Vertical	290	1.50	-
PK	2.4836G	70.42	74.00	-3.58	34.18	3	Vertical	290	1.50	-

802.11g_Nss1,(6Mbps)_1TX(Port2)

15/05/2019

2457MHz_TX

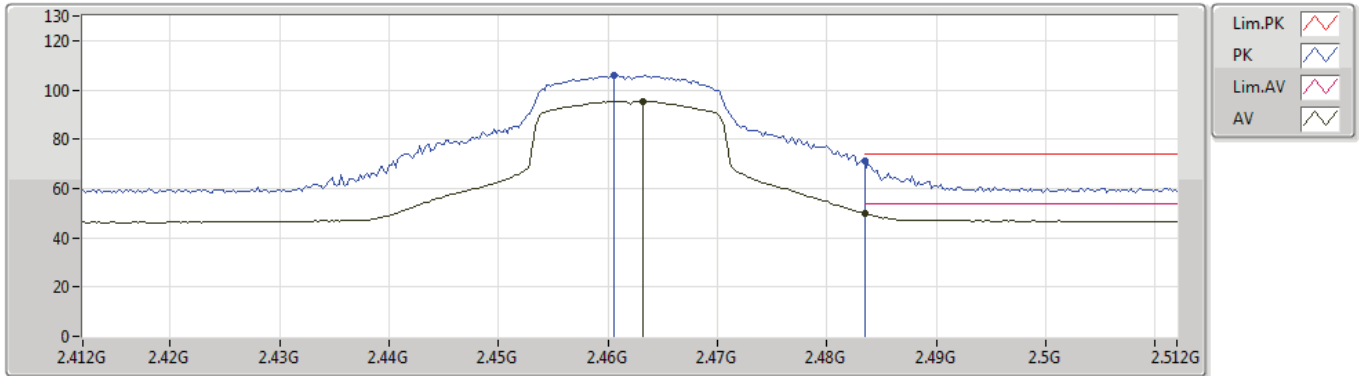


Type	Freq (Hz)	Level (dBuV/m)	Limit (dBuV/m)	Margin (dB)	Factor (dB)	Dist (m)	Condition	Azimuth (°)	Height (m)	Comment
AV	2.4556G	94.86	Inf	-Inf	34.17	3	Horizontal	273	1.21	-
AV	2.4835G	48.21	54.00	-5.79	34.18	3	Horizontal	273	1.21	-
PK	2.4556G	105.15	Inf	-Inf	34.17	3	Horizontal	273	1.21	-
PK	2.4838G	67.71	74.00	-6.29	34.18	3	Horizontal	273	1.21	-

802.11g_Nss1,(6Mbps)_1TX(Port2)

15/05/2019

2462MHz_TX

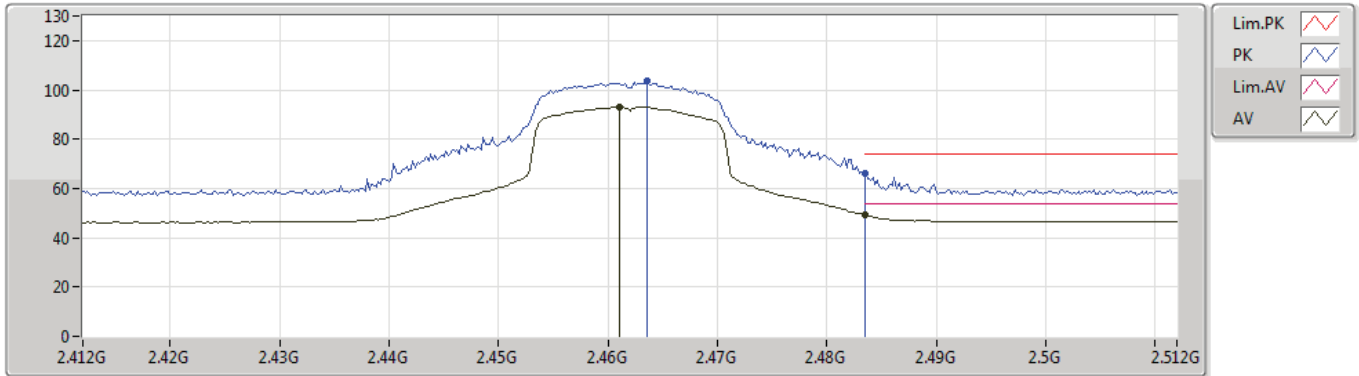


Type	Freq (Hz)	Level (dBuV/m)	Limit (dBuV/m)	Margin (dB)	Factor (dB)	Dist (m)	Condition	Azimuth (°)	Height (m)	Comment
AV	2.4632G	95.48	Inf	-Inf	34.17	3	Vertical	296	1.39	-
AV	2.4835G	49.74	54.00	-4.26	34.18	3	Vertical	296	1.39	-
PK	2.4606G	105.93	Inf	-Inf	34.17	3	Vertical	296	1.39	-
PK	2.4835G	70.91	74.00	-3.09	34.18	3	Vertical	296	1.39	-

802.11g_Nss1,(6Mbps)_1TX(Port2)

15/05/2019

2462MHz_TX

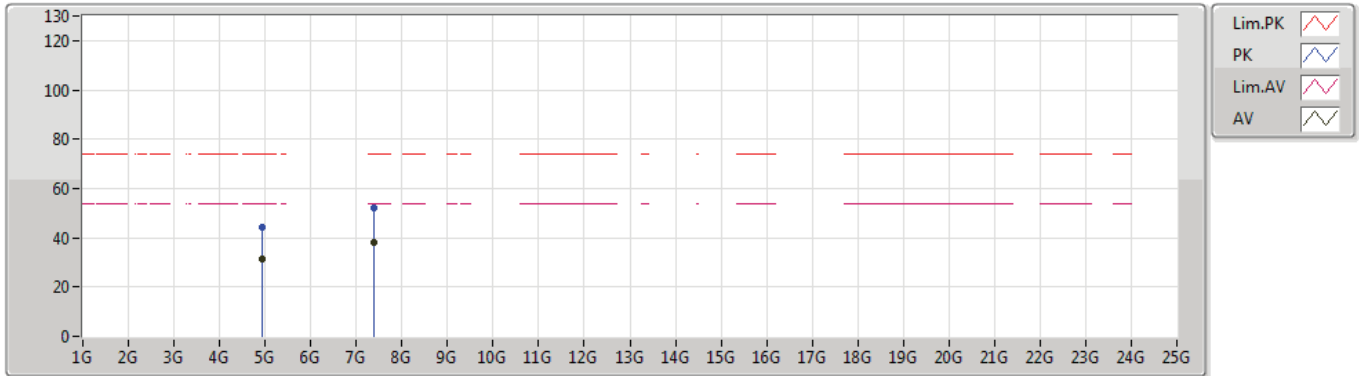


Type	Freq (Hz)	Level (dBuV/m)	Limit (dBuV/m)	Margin (dB)	Factor (dB)	Dist (m)	Condition	Azimuth (°)	Height (m)	Comment
AV	2.461G	92.96	Inf	-Inf	34.17	3	Horizontal	272	1.24	-
AV	2.4835G	49.06	54.00	-4.94	34.18	3	Horizontal	272	1.24	-
PK	2.4636G	103.39	Inf	-Inf	34.17	3	Horizontal	272	1.24	-
PK	2.4835G	66.33	74.00	-7.67	34.18	3	Horizontal	272	1.24	-

802.11g_Nss1,(6Mbps)_1TX(Port2)

15/05/2019

2462MHz_TX

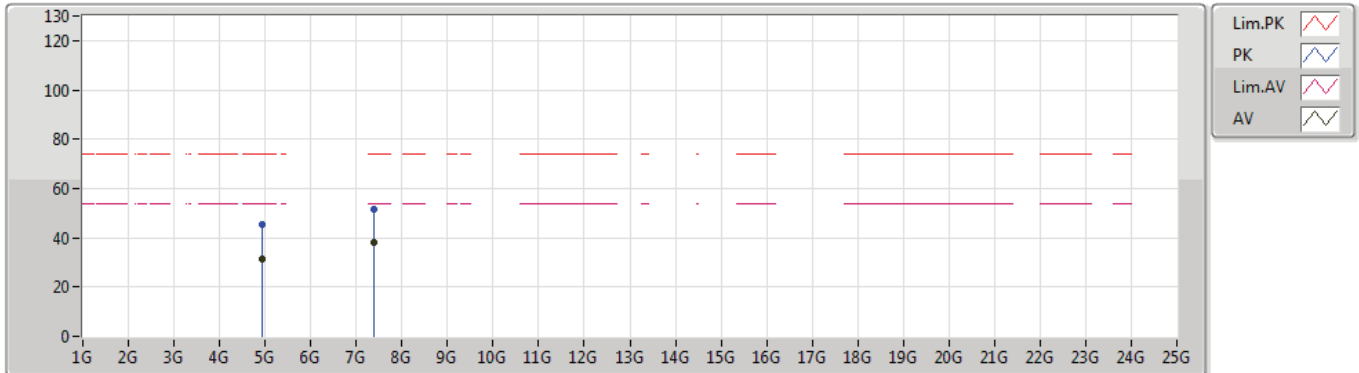


Type	Freq (Hz)	Level (dBuV/m)	Limit (dBuV/m)	Margin (dB)	Factor (dB)	Dist (m)	Condition	Azimuth (°)	Height (m)	Comment
AV	4.92474G	31.48	54.00	-22.52	-1.50	3	Vertical	108	1.53	-
AV	7.38638G	38.07	54.00	-15.93	4.10	3	Vertical	111	1.60	-
PK	4.92416G	44.37	74.00	-29.63	-1.50	3	Vertical	108	1.53	-
PK	7.38686G	52.22	74.00	-21.78	4.10	3	Vertical	111	1.60	-

802.11g_Nss1,(6Mbps)_1TX(Port2)

15/05/2019

2462MHz_TX

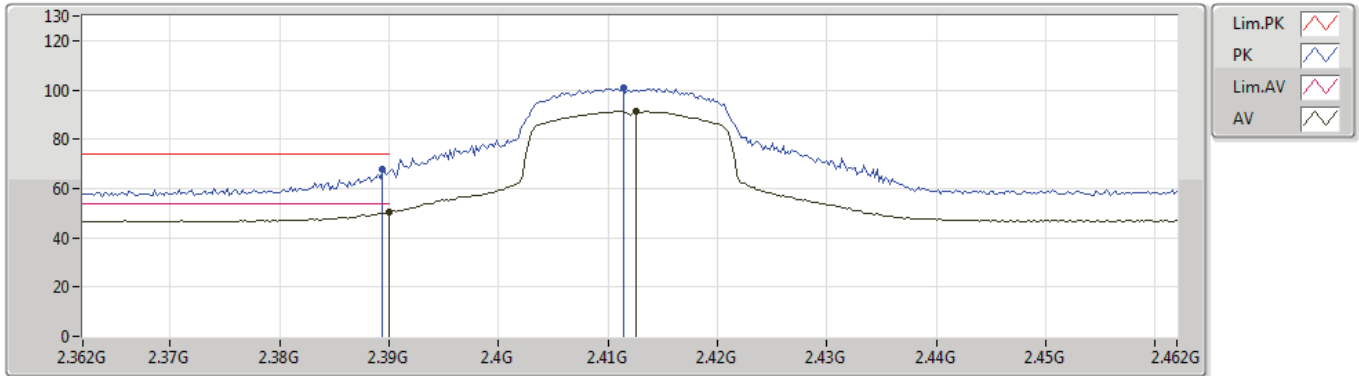


Type	Freq (Hz)	Level (dBuV/m)	Limit (dBuV/m)	Margin (dB)	Factor (dB)	Dist (m)	Condition	Azimuth (°)	Height (m)	Comment
AV	4.91956G	31.55	54.00	-22.45	-1.51	3	Horizontal	196	1.87	-
AV	7.38644G	38.19	54.00	-15.81	4.10	3	Horizontal	89	1.33	-
PK	4.9321G	45.23	74.00	-28.77	-1.47	3	Horizontal	196	1.87	-
PK	7.38347G	51.46	74.00	-22.54	4.09	3	Horizontal	89	1.33	-

802.11n HT20_Nss1,(MCS0)_1TX(Port1)

16/05/2019

2412MHz_TX

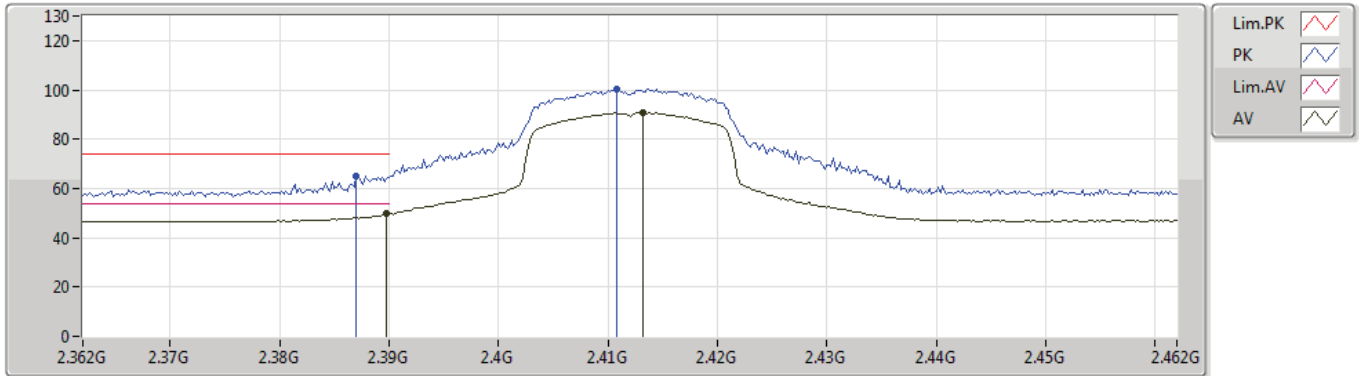


Type	Freq (Hz)	Level (dBuV/m)	Limit (dBuV/m)	Margin (dB)	Factor (dB)	Dist (m)	Condition	Azimuth (°)	Height (m)	Comment
AV	2.39G	50.53	54.00	-3.47	34.15	3	Vertical	51	1.08	-
AV	2.4126G	91.37	Inf	-Inf	34.15	3	Vertical	51	1.08	-
PK	2.3894G	67.63	74.00	-6.37	34.15	3	Vertical	51	1.08	-
PK	2.4114G	101.06	Inf	-Inf	34.16	3	Vertical	51	1.08	-

802.11n HT20_Nss1,(MCS0)_1TX(Port1)

16/05/2019

2412MHz_TX

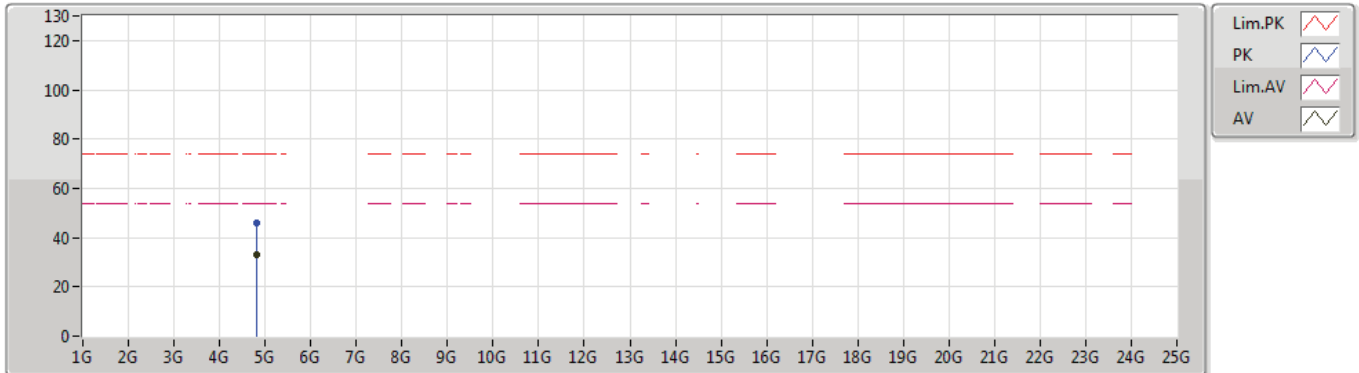


Type	Freq (Hz)	Level (dBuV/m)	Limit (dBuV/m)	Margin (dB)	Factor (dB)	Dist (m)	Condition	Azimuth (°)	Height (m)	Comment
AV	2.3898G	49.62	54.00	-4.38	34.15	3	Horizontal	334	2.15	-
AV	2.4132G	90.76	Inf	-Inf	34.15	3	Horizontal	334	2.15	-
PK	2.387G	65.08	74.00	-8.92	34.16	3	Horizontal	334	2.15	-
PK	2.4108G	100.39	Inf	-Inf	34.16	3	Horizontal	334	2.15	-

802.11n HT20_Nss1,(MCS0)_1TX(Port1)

16/05/2019

2412MHz_TX

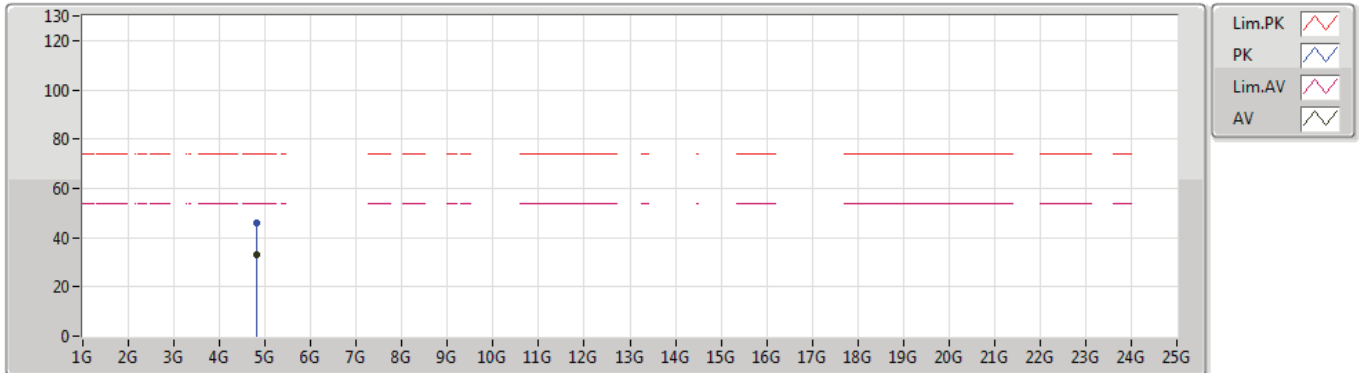


Type	Freq (Hz)	Level (dBuV/m)	Limit (dBuV/m)	Margin (dB)	Factor (dB)	Dist (m)	Condition	Azimuth (°)	Height (m)	Comment
AV	4.82402G	32.83	54.00	-21.17	-1.86	3	Vertical	142	1.21	-
PK	4.8246G	45.84	74.00	-28.16	-1.86	3	Vertical	142	1.21	-

802.11n HT20_Nss1,(MCS0)_1TX(Port1)

16/05/2019

2412MHz_TX



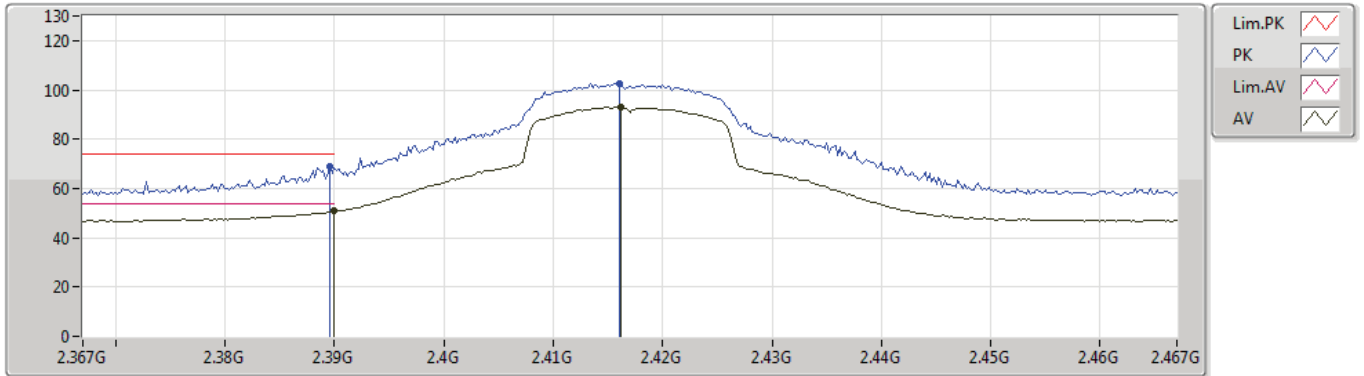
Type	Freq (Hz)	Level (dBuV/m)	Limit (dBuV/m)	Margin (dB)	Factor (dB)	Dist (m)	Condition	Azimuth (°)	Height (m)	Comment
AV	4.8108G	32.96	54.00	-21.04	-1.86	3	Horizontal	181	1.58	-
PK	4.81254G	45.73	74.00	-28.27	-1.85	3	Horizontal	181	1.58	-



802.11n HT20_Nss1,(MCS0)_1TX(Port1)

15/05/2019

2417MHz_TX

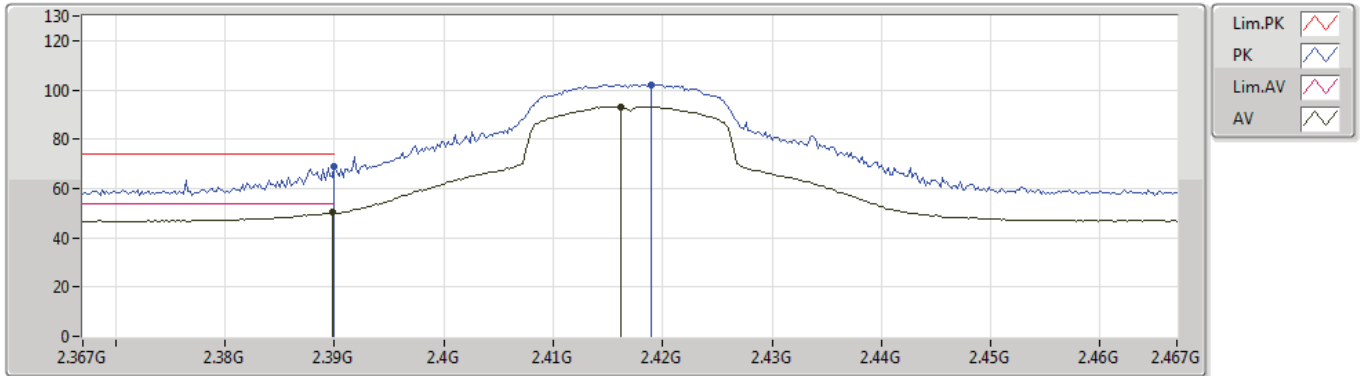


Type	Freq (Hz)	Level (dBuV/m)	Limit (dBuV/m)	Margin (dB)	Factor (dB)	Dist (m)	Condition	Azimuth (°)	Height (m)	Comment
AV	2.39G	50.91	54.00	-3.09	34.15	3	Vertical	53	1.08	-
AV	2.4162G	92.93	Inf	-Inf	34.16	3	Vertical	53	1.08	-
PK	2.3896G	68.89	74.00	-5.11	34.15	3	Vertical	53	1.08	-
PK	2.416G	102.81	Inf	-Inf	34.16	3	Vertical	53	1.08	-

802.11n HT20_Nss1,(MCS0)_1TX(Port1)

15/05/2019

2417MHz_TX

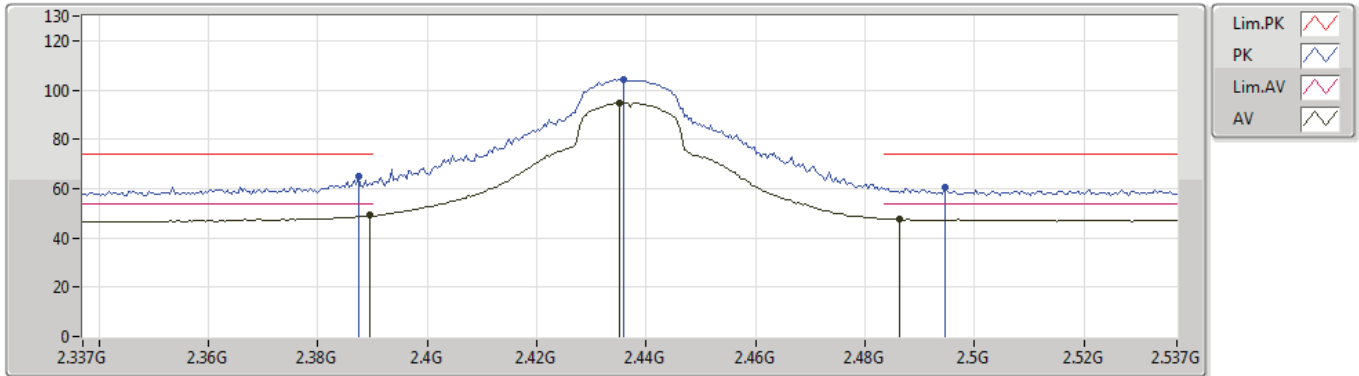


Type	Freq (Hz)	Level (dBuV/m)	Limit (dBuV/m)	Margin (dB)	Factor (dB)	Dist (m)	Condition	Azimuth (°)	Height (m)	Comment
AV	2.3898G	50.16	54.00	-3.84	34.15	3	Horizontal	327	2.41	-
AV	2.4162G	93.19	Inf	-Inf	34.16	3	Horizontal	327	2.41	-
PK	2.39G	68.84	74.00	-5.16	34.15	3	Horizontal	327	2.41	-
PK	2.419G	102.18	Inf	-Inf	34.16	3	Horizontal	327	2.41	-

802.11n HT20_Nss1,(MCS0)_1TX(Port1)

15/05/2019

2437MHz_TX

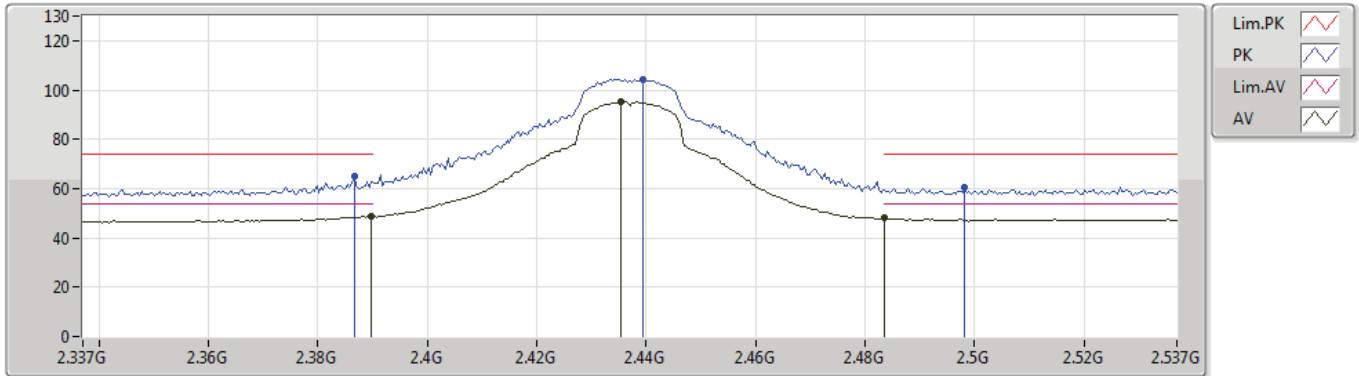


Type	Freq (Hz)	Level (dBuV/m)	Limit (dBuV/m)	Margin (dB)	Factor (dB)	Dist (m)	Condition	Azimuth (°)	Height (m)	Comment
AV	2.3894G	49.14	54.00	-4.86	34.15	3	Vertical	51	1.24	-
AV	2.435G	94.79	Inf	-Inf	34.17	3	Vertical	51	1.24	-
AV	2.4862G	47.81	54.00	-6.19	34.18	3	Vertical	51	1.24	-
PK	2.3874G	64.97	74.00	-9.03	34.16	3	Vertical	51	1.24	-
PK	2.4358G	104.36	Inf	-Inf	34.17	3	Vertical	51	1.24	-
PK	2.4946G	60.27	74.00	-13.73	34.18	3	Vertical	51	1.24	-

802.11n HT20_Nss1,(MCS0)_1TX(Port1)

15/05/2019

2437MHz_TX

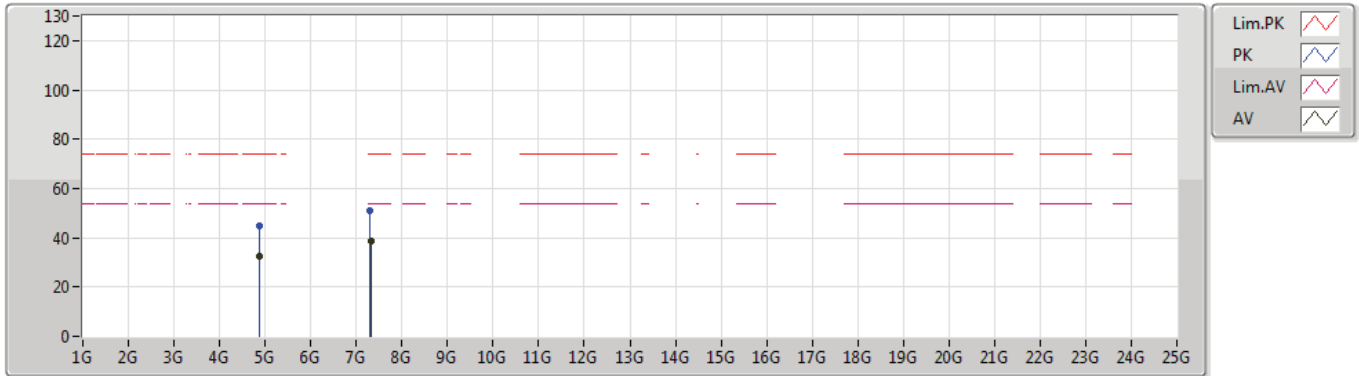


Type	Freq (Hz)	Level (dBuV/m)	Limit (dBuV/m)	Margin (dB)	Factor (dB)	Dist (m)	Condition	Azimuth (°)	Height (m)	Comment
AV	2.3898G	48.76	54.00	-5.24	34.15	3	Horizontal	335	2.99	-
AV	2.4354G	95.06	Inf	-Inf	34.17	3	Horizontal	335	2.99	-
AV	2.4835G	47.94	54.00	-6.06	34.18	3	Horizontal	335	2.99	-
PK	2.3866G	64.93	74.00	-9.07	34.15	3	Horizontal	335	2.99	-
PK	2.4394G	104.46	Inf	-Inf	34.16	3	Horizontal	335	2.99	-
PK	2.4982G	60.28	74.00	-13.72	34.18	3	Horizontal	335	2.99	-

802.11n HT20_Nss1,(MCS0)_1TX(Port1)

15/05/2019

2437MHz_TX

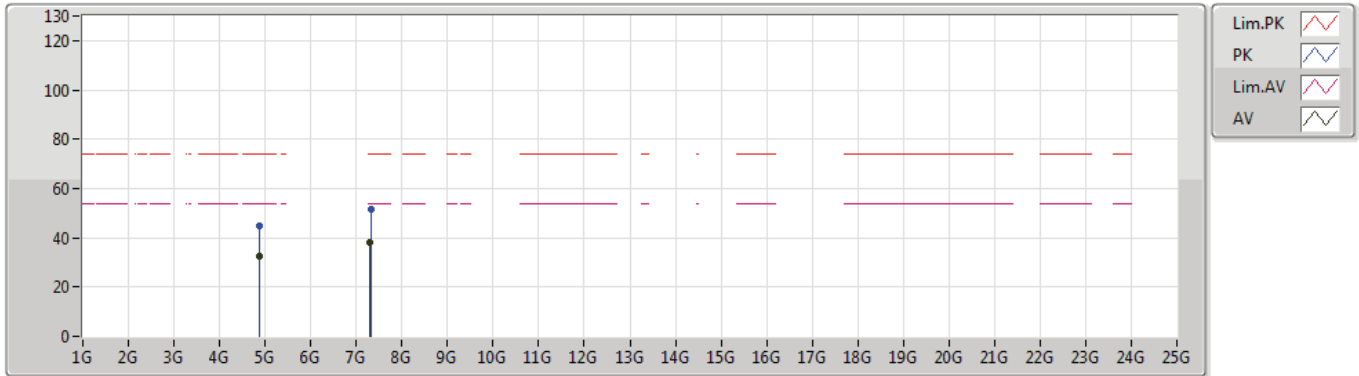


Type	Freq (Hz)	Level (dBuV/m)	Limit (dBuV/m)	Margin (dB)	Factor (dB)	Dist (m)	Condition	Azimuth (°)	Height (m)	Comment
AV	4.88744G	32.23	54.00	-21.77	-1.62	3	Vertical	203	2.31	-
AV	7.32042G	38.60	54.00	-15.40	3.93	3	Vertical	199	2.35	-
PK	4.87424G	44.78	74.00	-29.22	-1.66	3	Vertical	203	2.31	-
PK	7.30194G	51.23	74.00	-22.77	3.88	3	Vertical	199	2.35	-

802.11n HT20_Nss1,(MCS0)_1TX(Port1)

15/05/2019

2437MHz_TX

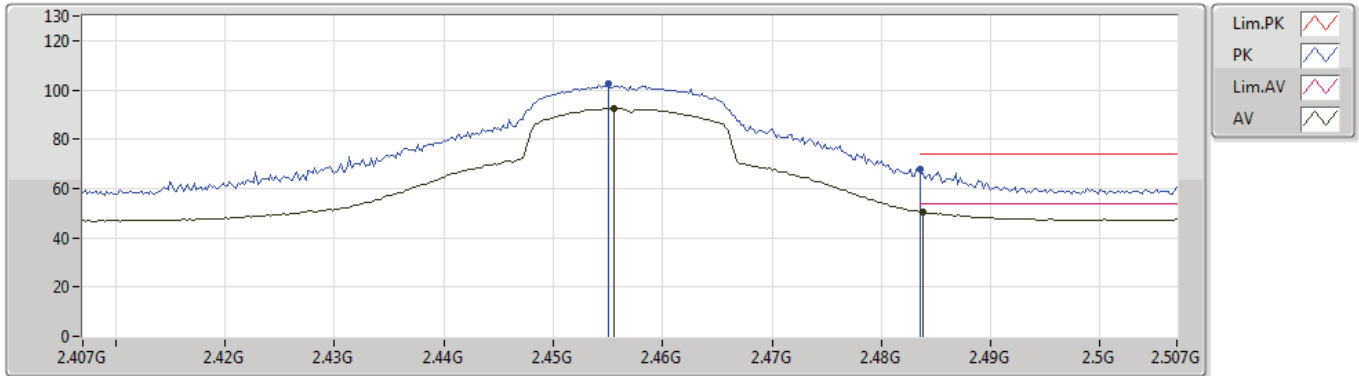


Type	Freq (Hz)	Level (dBuV/m)	Limit (dBuV/m)	Margin (dB)	Factor (dB)	Dist (m)	Condition	Azimuth (°)	Height (m)	Comment
AV	4.86848G	32.25	54.00	-21.75	-1.68	3	Horizontal	68	1.84	-
AV	7.30836G	38.37	54.00	-15.63	3.89	3	Horizontal	108	2.43	-
PK	4.86362G	44.86	74.00	-29.14	-1.69	3	Horizontal	68	1.84	-
PK	7.3191G	51.35	74.00	-22.65	3.93	3	Horizontal	108	2.43	-

802.11n HT20_Nss1,(MCS0)_1TX(Port1)

15/05/2019

2457MHz_TX

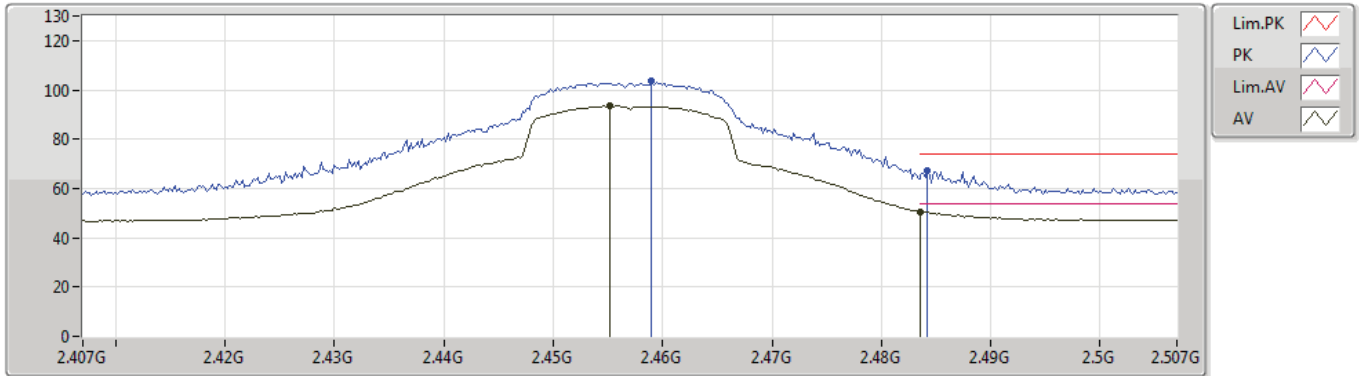


Type	Freq (Hz)	Level (dBuV/m)	Limit (dBuV/m)	Margin (dB)	Factor (dB)	Dist (m)	Condition	Azimuth (°)	Height (m)	Comment
AV	2.4556G	92.42	Inf	-Inf	34.17	3	Vertical	36	1.50	-
AV	2.4838G	50.58	54.00	-3.42	34.18	3	Vertical	36	1.50	-
PK	2.455G	102.29	Inf	-Inf	34.16	3	Vertical	36	1.50	-
PK	2.4835G	67.78	74.00	-6.22	34.18	3	Vertical	36	1.50	-

802.11n HT20_Nss1,(MCS0)_1TX(Port1)

15/05/2019

2457MHz_TX

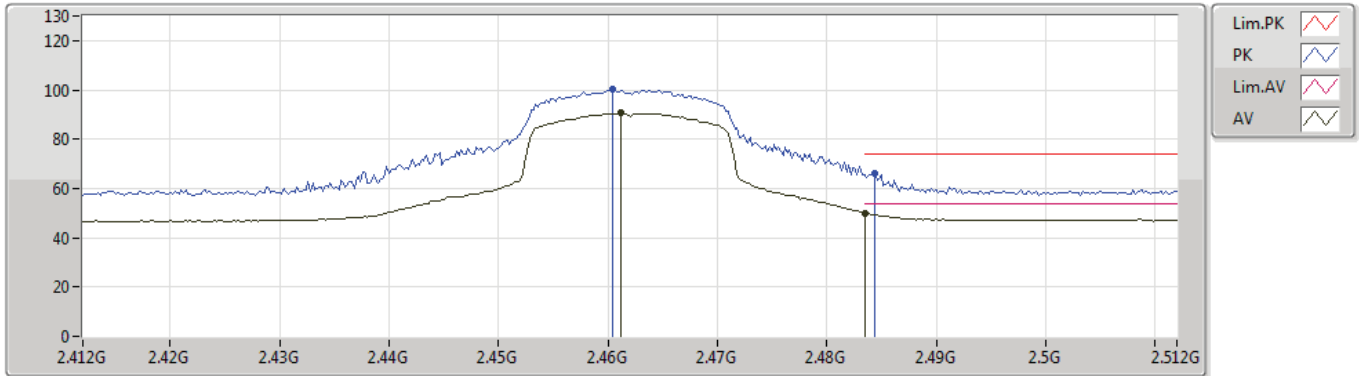


Type	Freq (Hz)	Level (dBuV/m)	Limit (dBuV/m)	Margin (dB)	Factor (dB)	Dist (m)	Condition	Azimuth (°)	Height (m)	Comment
AV	2.4552G	93.53	Inf	-Inf	34.16	3	Horizontal	331	2.65	-
AV	2.4835G	50.68	54.00	-3.32	34.18	3	Horizontal	331	2.65	-
PK	2.459G	103.45	Inf	-Inf	34.17	3	Horizontal	331	2.65	-
PK	2.4842G	67.02	74.00	-6.98	34.18	3	Horizontal	331	2.65	-

802.11n HT20_Nss1,(MCS0)_1TX(Port1)

16/05/2019

2462MHz_TX

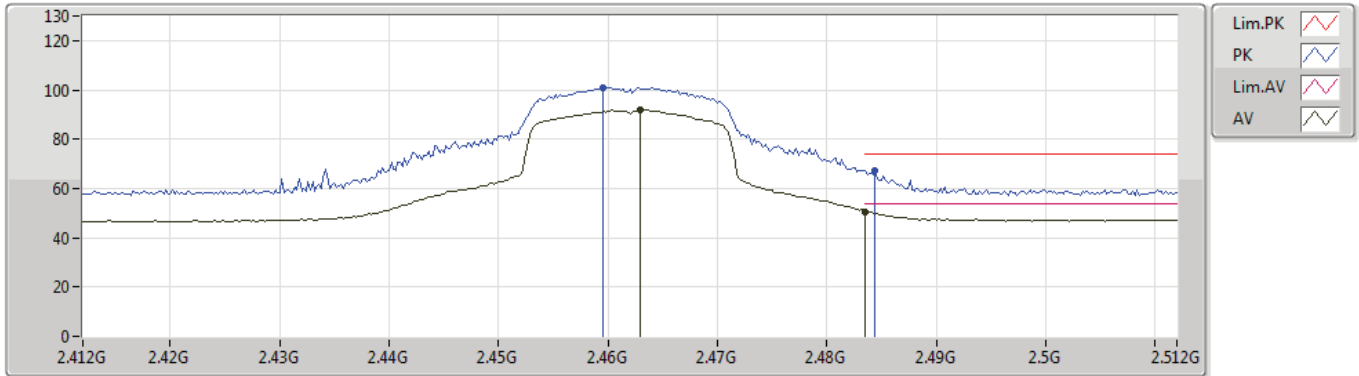


Type	Freq (Hz)	Level (dBuV/m)	Limit (dBuV/m)	Margin (dB)	Factor (dB)	Dist (m)	Condition	Azimuth (°)	Height (m)	Comment
AV	2.4612G	90.65	Inf	-Inf	34.17	3	Vertical	49	1.35	-
AV	2.4835G	50.11	54.00	-3.89	34.18	3	Vertical	49	1.35	-
PK	2.4604G	100.17	Inf	-Inf	34.17	3	Vertical	49	1.35	-
PK	2.4844G	66.20	74.00	-7.80	34.18	3	Vertical	49	1.35	-

802.11n HT20_Nss1,(MCS0)_1TX(Port1)

16/05/2019

2462MHz_TX

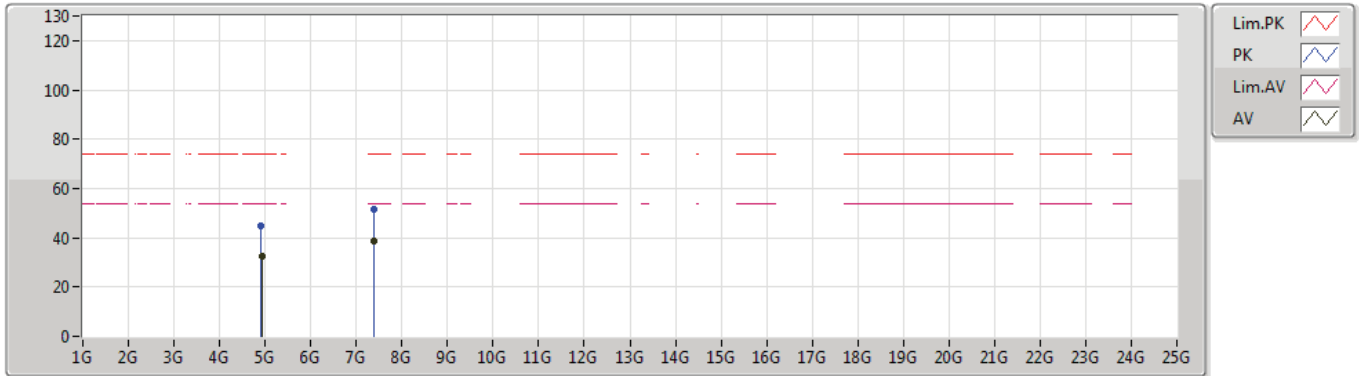


Type	Freq (Hz)	Level (dBuV/m)	Limit (dBuV/m)	Margin (dB)	Factor (dB)	Dist (m)	Condition	Azimuth (°)	Height (m)	Comment
AV	2.463G	91.79	Inf	-Inf	34.17	3	Horizontal	333	2.64	-
AV	2.4835G	50.63	54.00	-3.37	34.18	3	Horizontal	333	2.64	-
PK	2.4596G	101.05	Inf	-Inf	34.17	3	Horizontal	333	2.64	-
PK	2.4844G	67.21	74.00	-6.79	34.18	3	Horizontal	333	2.64	-

802.11n HT20_Nss1,(MCS0)_1TX(Port1)

16/05/2019

2462MHz_TX

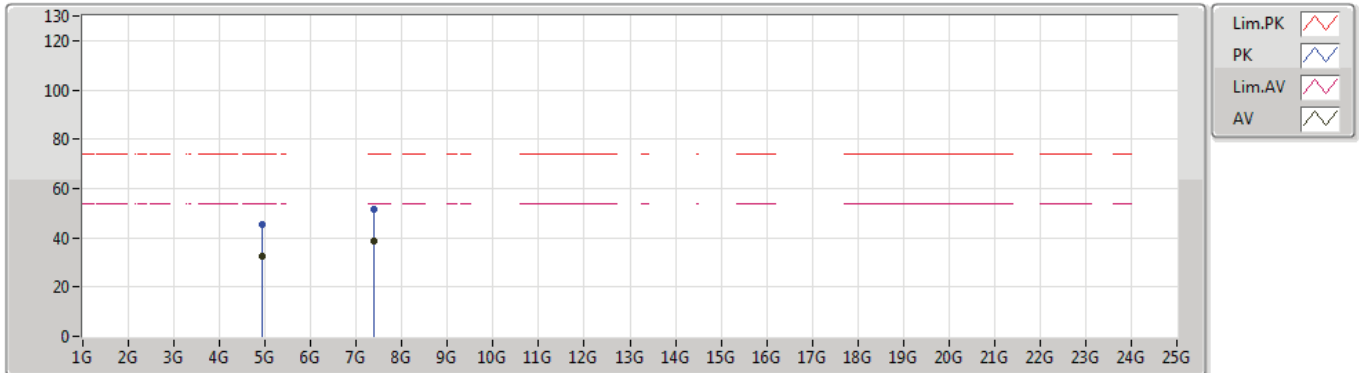


Type	Freq (Hz)	Level (dBuV/m)	Limit (dBuV/m)	Margin (dB)	Factor (dB)	Dist (m)	Condition	Azimuth (°)	Height (m)	Comment
AV	4.92118G	32.48	54.00	-21.52	-1.50	3	Vertical	32	2.42	-
AV	7.3866G	38.62	54.00	-15.38	4.10	3	Vertical	190	1.16	-
PK	4.90996G	44.76	74.00	-29.24	-1.54	3	Vertical	32	2.42	-
PK	7.38942G	51.31	74.00	-22.69	4.10	3	Vertical	190	1.16	-

802.11n HT20_Nss1,(MCS0)_1TX(Port1)

16/05/2019

2462MHz_TX

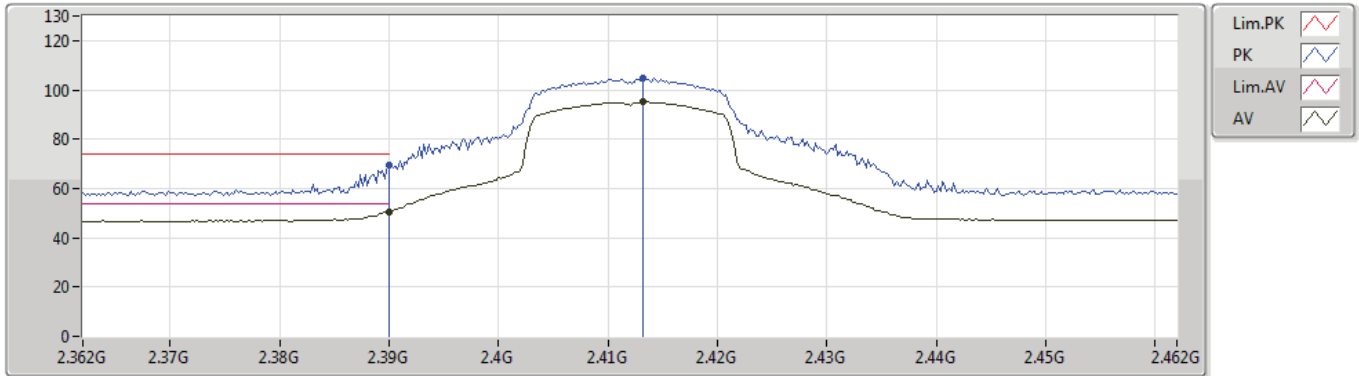


Type	Freq (Hz)	Level (dBuV/m)	Limit (dBuV/m)	Margin (dB)	Factor (dB)	Dist (m)	Condition	Azimuth (°)	Height (m)	Comment
AV	4.92832G	32.25	54.00	-21.75	-1.48	3	Horizontal	21	2.27	-
AV	7.38732G	38.76	54.00	-15.24	4.10	3	Horizontal	157	1.71	-
PK	4.9245G	45.33	74.00	-28.67	-1.50	3	Horizontal	21	2.27	-
PK	7.383G	51.49	74.00	-22.51	4.09	3	Horizontal	157	1.71	-

802.11n HT20_Nss1,(MCS0)_1TX(Port2)

16/05/2019

2412MHz_TX

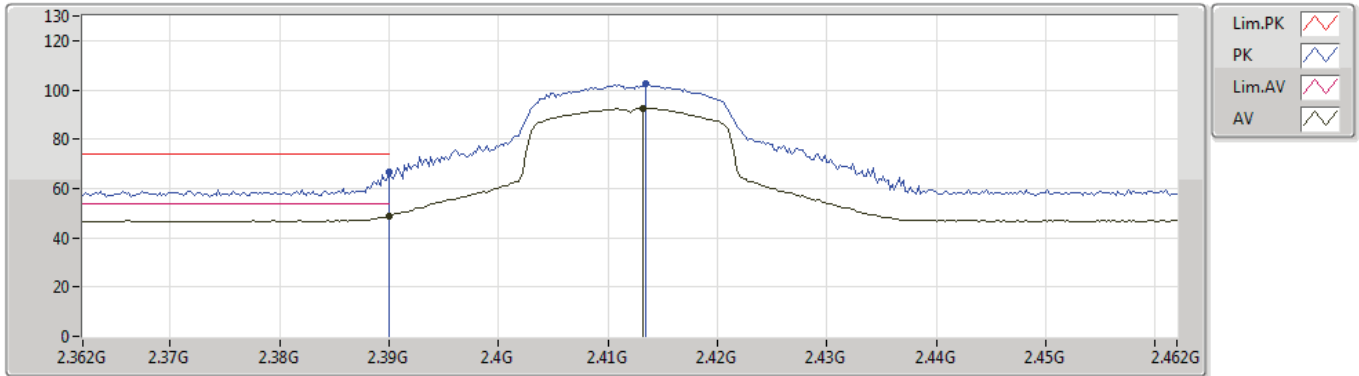


Type	Freq (Hz)	Level (dBuV/m)	Limit (dBuV/m)	Margin (dB)	Factor (dB)	Dist (m)	Condition	Azimuth (°)	Height (m)	Comment
AV	2.39G	50.66	54.00	-3.34	34.15	3	Vertical	294	1.05	-
AV	2.4132G	95.15	Inf	-Inf	34.15	3	Vertical	294	1.05	-
PK	2.39G	69.58	74.00	-4.42	34.15	3	Vertical	294	1.05	-
PK	2.4132G	104.97	Inf	-Inf	34.15	3	Vertical	294	1.05	-

802.11n HT20_Nss1,(MCS0)_1TX(Port2)

16/05/2019

2412MHz_TX

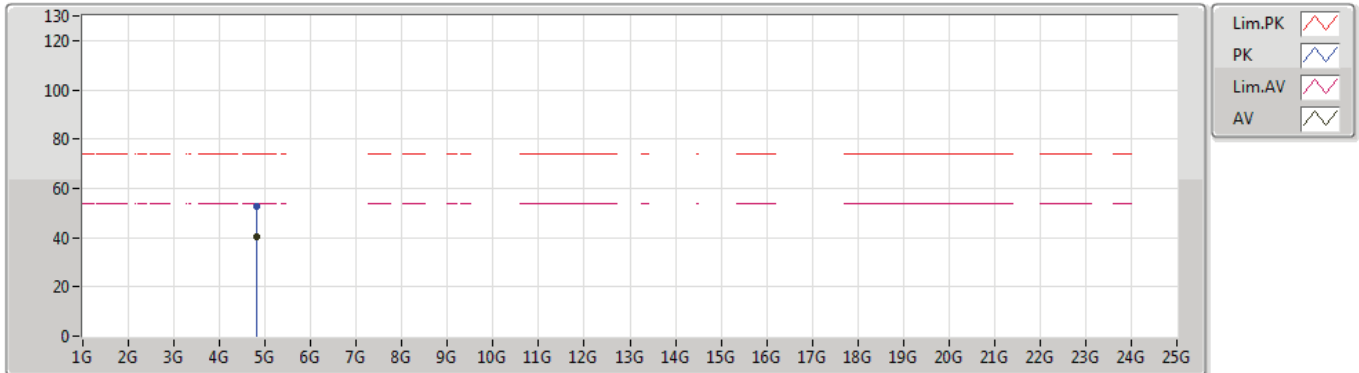


Type	Freq (Hz)	Level (dBuV/m)	Limit (dBuV/m)	Margin (dB)	Factor (dB)	Dist (m)	Condition	Azimuth (°)	Height (m)	Comment
AV	2.39G	48.98	54.00	-5.02	34.15	3	Horizontal	288	2.48	-
AV	2.4132G	92.70	Inf	-Inf	34.15	3	Horizontal	288	2.48	-
PK	2.39G	66.53	74.00	-7.47	34.15	3	Horizontal	288	2.48	-
PK	2.4134G	102.49	Inf	-Inf	34.15	3	Horizontal	288	2.48	-

802.11n HT20_Nss1,(MCS0)_1TX(Port2)

16/05/2019

2412MHz_TX

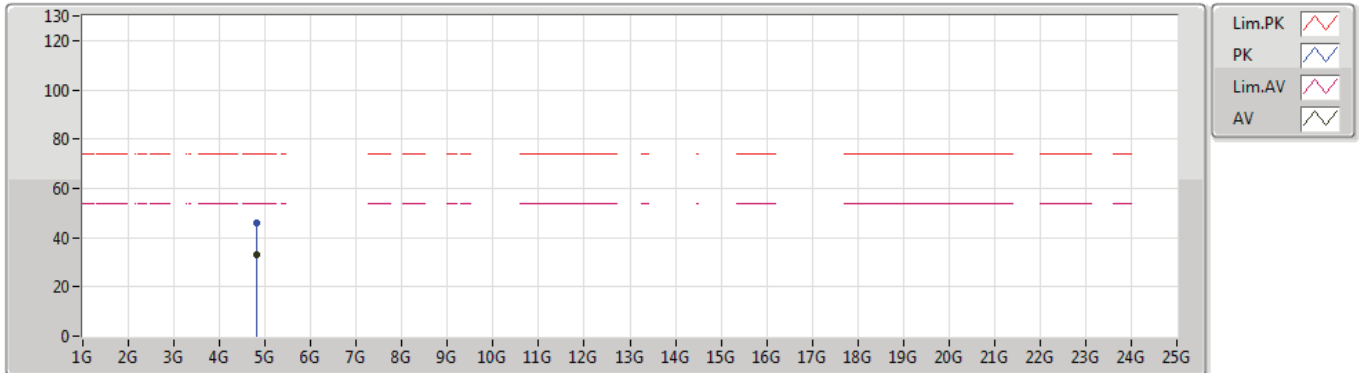


Type	Freq (Hz)	Level (dBuV/m)	Limit (dBuV/m)	Margin (dB)	Factor (dB)	Dist (m)	Condition	Azimuth (°)	Height (m)	Comment
AV	4.82428G	40.14	54.00	-13.86	5.45	3	Vertical	164	2.02	-
PK	4.82438G	52.72	74.00	-21.28	5.45	3	Vertical	164	2.02	-

802.11n HT20_Nss1,(MCS0)_1TX(Port2)

16/05/2019

2412MHz_TX

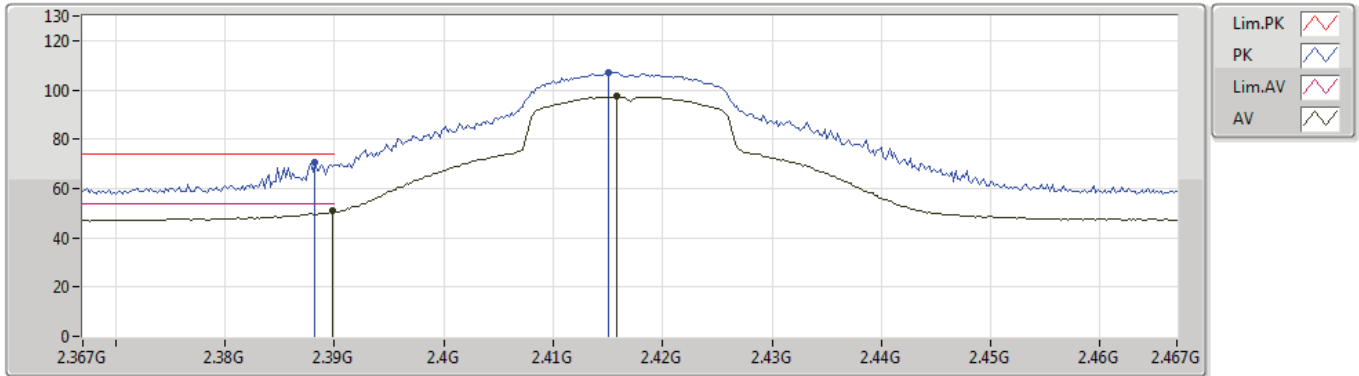


Type	Freq (Hz)	Level (dBuV/m)	Limit (dBuV/m)	Margin (dB)	Factor (dB)	Dist (m)	Condition	Azimuth (°)	Height (m)	Comment
AV	4.82436G	32.80	54.00	-21.20	-1.86	3	Horizontal	19	1.46	-
PK	4.82826G	46.08	74.00	-27.92	-1.81	3	Horizontal	19	1.46	-

802.11n HT20_Nss1,(MCS0)_1TX(Port2)

15/05/2019

2417MHz_TX

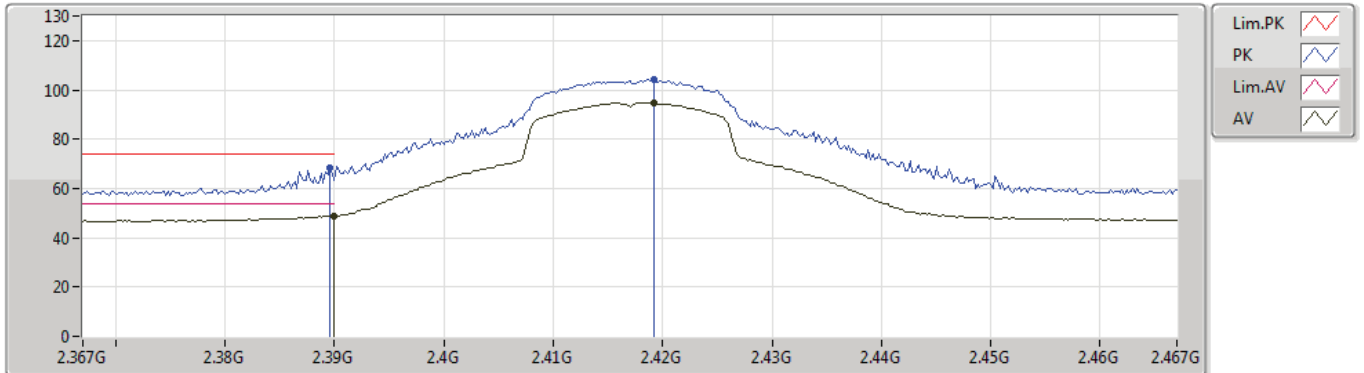


Type	Freq (Hz)	Level (dBuV/m)	Limit (dBuV/m)	Margin (dB)	Factor (dB)	Dist (m)	Condition	Azimuth (°)	Height (m)	Comment
AV	2.3898G	50.73	54.00	-3.27	34.15	3	Vertical	295	1.07	-
AV	2.4158G	97.28	Inf	-Inf	34.16	3	Vertical	295	1.07	-
PK	2.3882G	70.36	74.00	-3.64	34.15	3	Vertical	295	1.07	-
PK	2.415G	107.12	Inf	-Inf	34.16	3	Vertical	295	1.07	-

802.11n HT20_Nss1,(MCS0)_1TX(Port2)

15/05/2019

2417MHz_TX



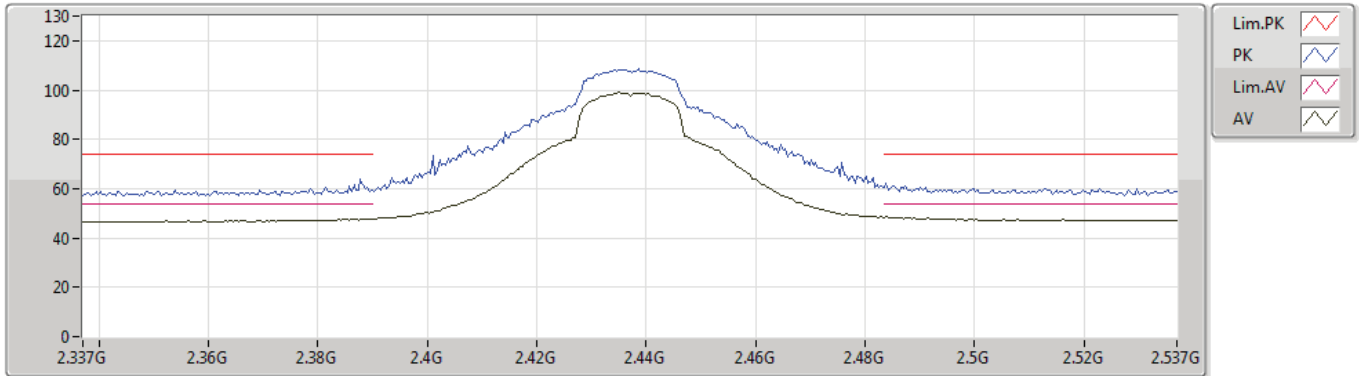
Type	Freq (Hz)	Level (dBuV/m)	Limit (dBuV/m)	Margin (dB)	Factor (dB)	Dist (m)	Condition	Azimuth (°)	Height (m)	Comment
AV	2.39G	48.90	54.00	-5.10	34.15	3	Horizontal	269	1.22	-
AV	2.4192G	94.77	Inf	-Inf	34.16	3	Horizontal	269	1.22	-
PK	2.3896G	68.17	74.00	-5.83	34.15	3	Horizontal	269	1.22	-
PK	2.4192G	104.12	Inf	-Inf	34.16	3	Horizontal	269	1.22	-



802.11n HT20_Nss1,(MCS0)_1TX(Port2)

16/05/2019

2437MHz_TX

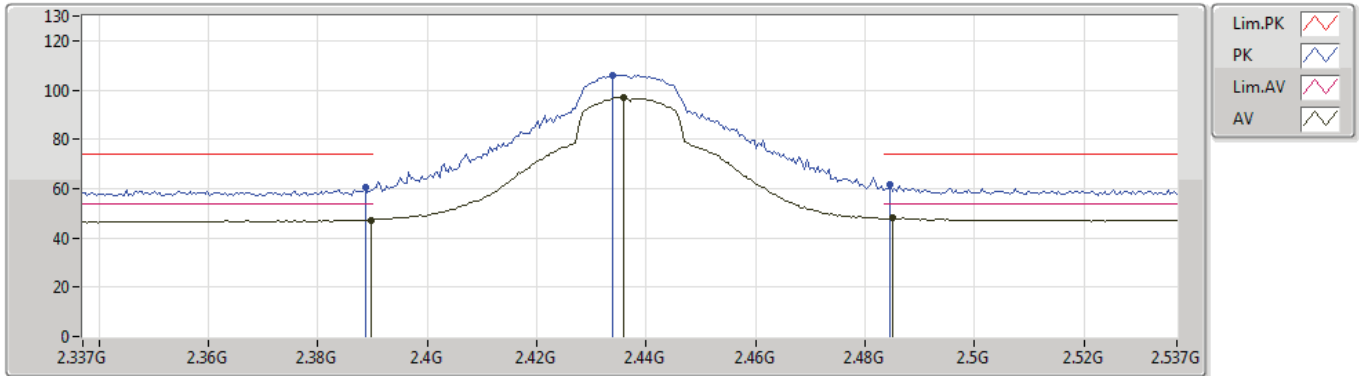


Type	Freq (Hz)	Level (dBuV/m)	Limit (dBuV/m)	Margin (dB)	Factor (dB)	Dist (m)	Condition	Azimuth (°)	Height (m)	Comment

802.11n HT20_Nss1,(MCS0)_1TX(Port2)

16/05/2019

2437MHz_TX

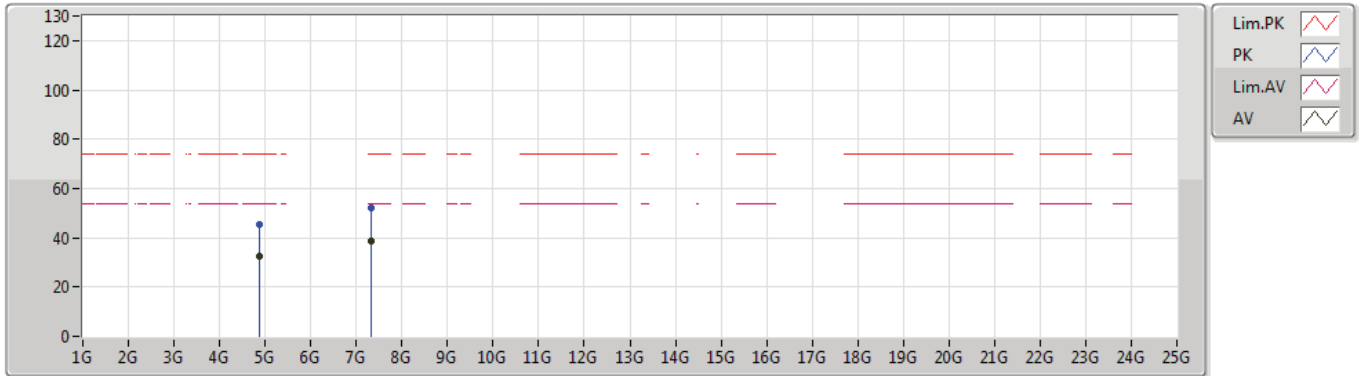


Type	Freq (Hz)	Level (dBuV/m)	Limit (dBuV/m)	Margin (dB)	Factor (dB)	Dist (m)	Condition	Azimuth (°)	Height (m)	Comment
AV	2.3898G	47.34	54.00	-6.66	34.15	3	Horizontal	272	1.02	-
AV	2.4358G	96.91	Inf	-Inf	34.17	3	Horizontal	272	1.02	-
AV	2.485G	47.99	54.00	-6.01	34.18	3	Horizontal	272	1.02	-
PK	2.3886G	60.50	74.00	-13.50	34.15	3	Horizontal	272	1.02	-
PK	2.4338G	106.03	Inf	-Inf	34.16	3	Horizontal	272	1.02	-
PK	2.4846G	61.53	74.00	-12.47	34.18	3	Horizontal	272	1.02	-

802.11n HT20_Nss1,(MCS0)_1TX(Port2)

16/05/2019

2437MHz_TX

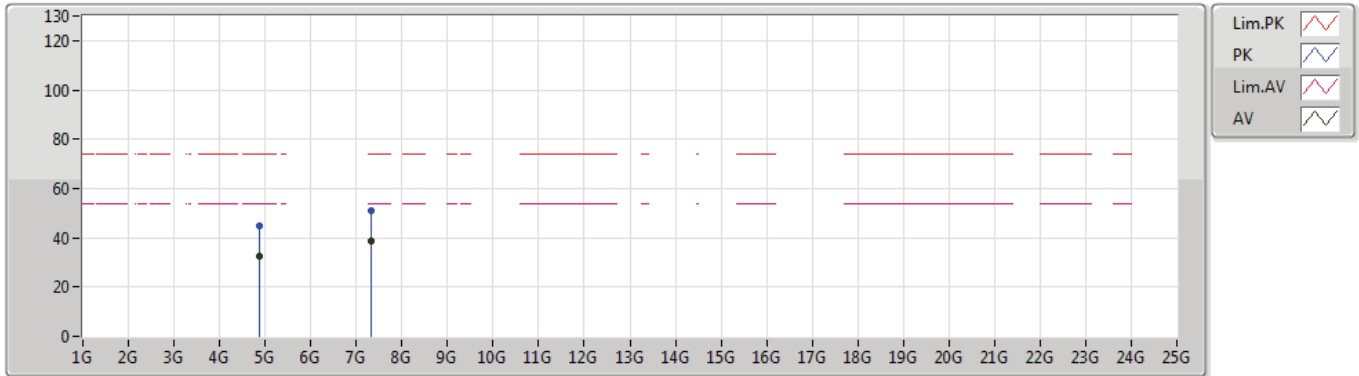


Type	Freq (Hz)	Level (dBuV/m)	Limit (dBuV/m)	Margin (dB)	Factor (dB)	Dist (m)	Condition	Azimuth (°)	Height (m)	Comment
AV	4.87404G	32.23	54.00	-21.77	-1.61	3	Vertical	353	1.90	-
AV	7.32126G	38.75	54.00	-15.25	3.93	3	Vertical	250	1.83	-
PK	4.87412G	45.66	74.00	-28.34	-1.69	3	Vertical	353	1.90	-
PK	7.31658G	51.91	74.00	-22.09	3.91	3	Vertical	250	1.83	-

802.11n HT20_Nss1,(MCS0)_1TX(Port2)

16/05/2019

2437MHz_TX

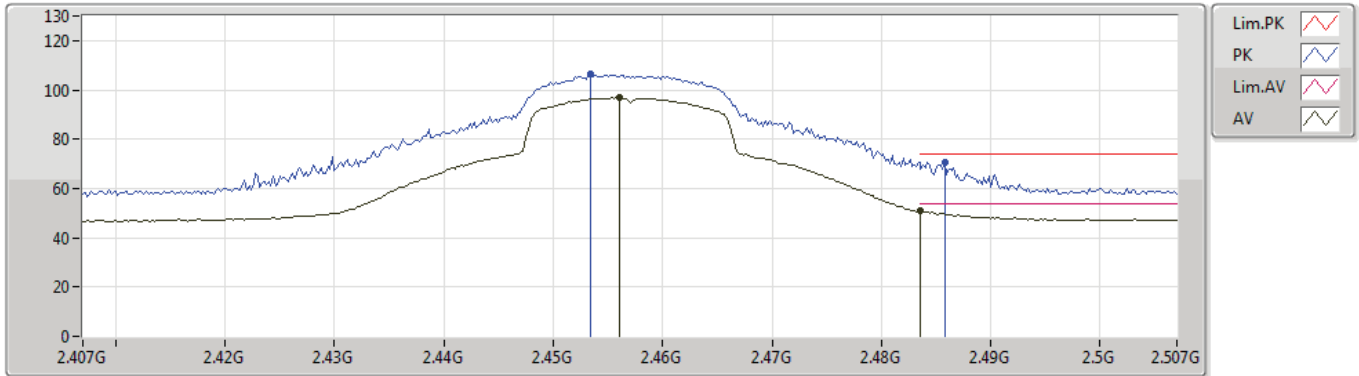


Type	Freq (Hz)	Level (dBuV/m)	Limit (dBuV/m)	Margin (dB)	Factor (dB)	Dist (m)	Condition	Azimuth (°)	Height (m)	Comment
AV	4.86236G	32.27	54.00	-21.73	-1.70	3	Horizontal	348	1.98	-
AV	7.32162G	38.59	54.00	-15.41	3.93	3	Horizontal	158	1.03	-
PK	4.87826G	44.59	74.00	-29.41	-1.64	3	Horizontal	348	1.98	-
PK	7.32132G	50.94	74.00	-23.06	3.93	3	Horizontal	158	1.03	-

802.11n HT20_Nss1,(MCS0)_1TX(Port2)

15/05/2019

2457MHz_TX



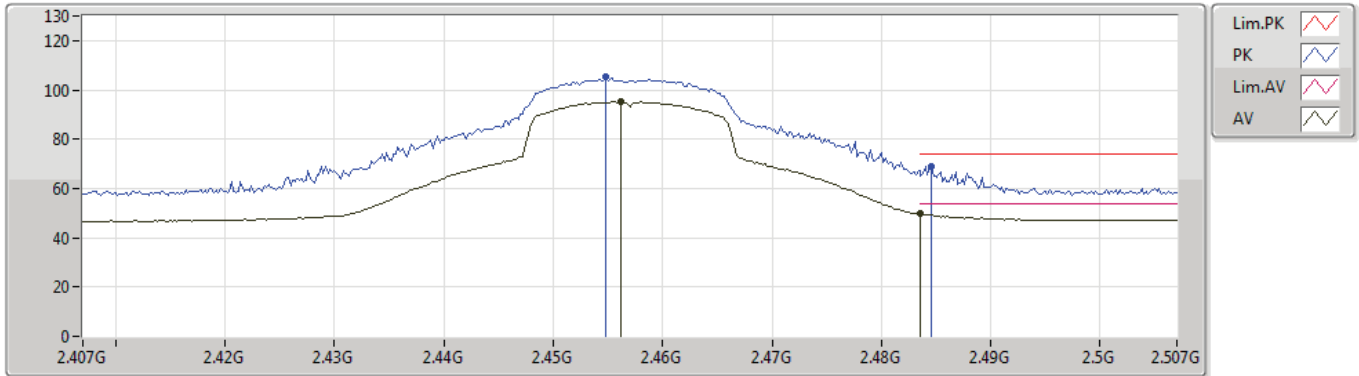
Type	Freq (Hz)	Level (dBuV/m)	Limit (dBuV/m)	Margin (dB)	Factor (dB)	Dist (m)	Condition	Azimuth (°)	Height (m)	Comment
AV	2.456G	96.71	Inf	-Inf	34.17	3	Vertical	291	1.50	-
AV	2.4835G	50.73	54.00	-3.27	34.18	3	Vertical	291	1.50	-
PK	2.4534G	106.33	Inf	-Inf	34.17	3	Vertical	291	1.50	-
PK	2.4858G	70.64	74.00	-3.36	34.18	3	Vertical	291	1.50	-



802.11n HT20_Nss1,(MCS0)_1TX(Port2)

15/05/2019

2457MHz_TX

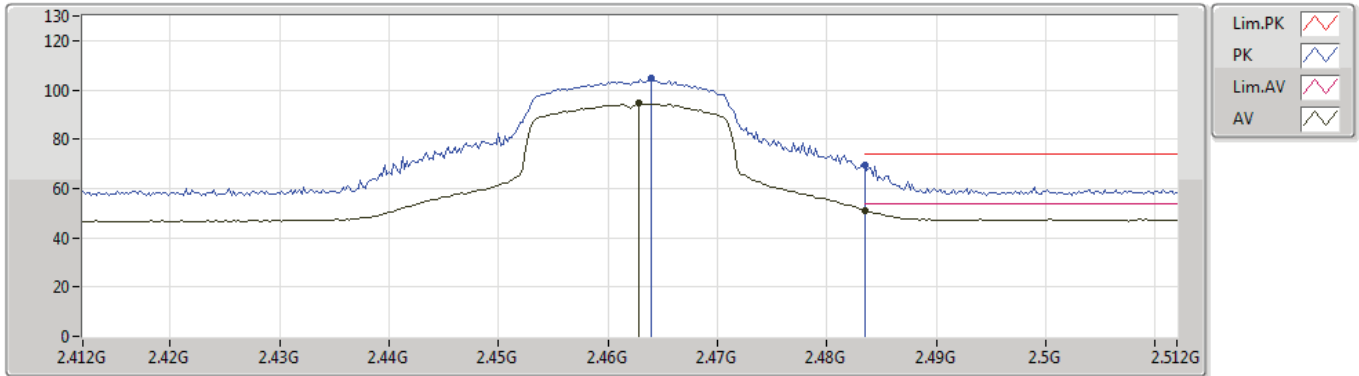


Type	Freq (Hz)	Level (dBuV/m)	Limit (dBuV/m)	Margin (dB)	Factor (dB)	Dist (m)	Condition	Azimuth (°)	Height (m)	Comment
AV	2.4562G	95.17	Inf	-Inf	34.17	3	Horizontal	270	1.20	-
AV	2.4835G	49.65	54.00	-4.35	34.18	3	Horizontal	270	1.20	-
PK	2.4548G	105.53	Inf	-Inf	34.16	3	Horizontal	270	1.20	-
PK	2.4846G	68.73	74.00	-5.27	34.18	3	Horizontal	270	1.20	-

802.11n HT20_Nss1,(MCS0)_1TX(Port2)

16/05/2019

2462MHz_TX

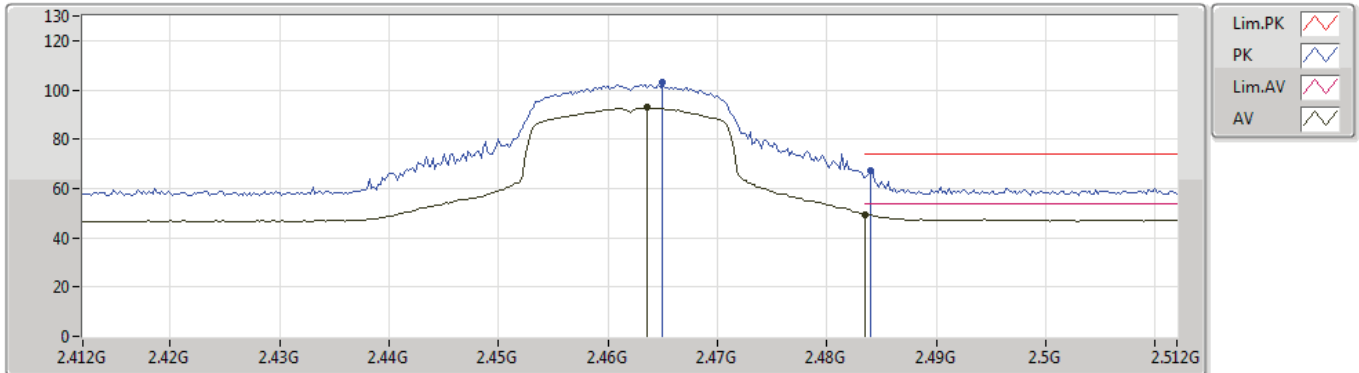


Type	Freq (Hz)	Level (dBuV/m)	Limit (dBuV/m)	Margin (dB)	Factor (dB)	Dist (m)	Condition	Azimuth (°)	Height (m)	Comment
AV	2.4628G	94.49	Inf	-Inf	34.17	3	Vertical	291	1.02	-
AV	2.4835G	50.97	54.00	-3.03	34.18	3	Vertical	291	1.02	-
PK	2.464G	104.63	Inf	-Inf	34.17	3	Vertical	291	1.02	-
PK	2.4835G	69.25	74.00	-4.75	34.18	3	Vertical	291	1.02	-

802.11n HT20_Nss1,(MCS0)_1TX(Port2)

16/05/2019

2462MHz_TX

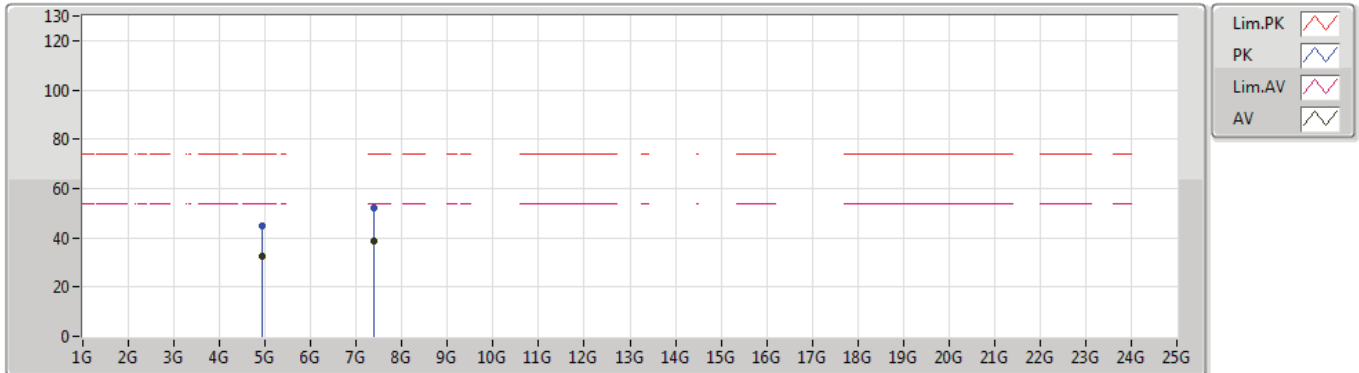


Type	Freq (Hz)	Level (dBuV/m)	Limit (dBuV/m)	Margin (dB)	Factor (dB)	Dist (m)	Condition	Azimuth (°)	Height (m)	Comment
AV	2.4636G	92.81	Inf	-Inf	34.17	3	Horizontal	268	1.12	-
AV	2.4835G	49.48	54.00	-4.52	34.18	3	Horizontal	268	1.12	-
PK	2.465G	103.05	Inf	-Inf	34.17	3	Horizontal	268	1.12	-
PK	2.484G	67.28	74.00	-6.72	34.18	3	Horizontal	268	1.12	-

802.11n HT20_Nss1,(MCS0)_1TX(Port2)

16/05/2019

2462MHz_TX

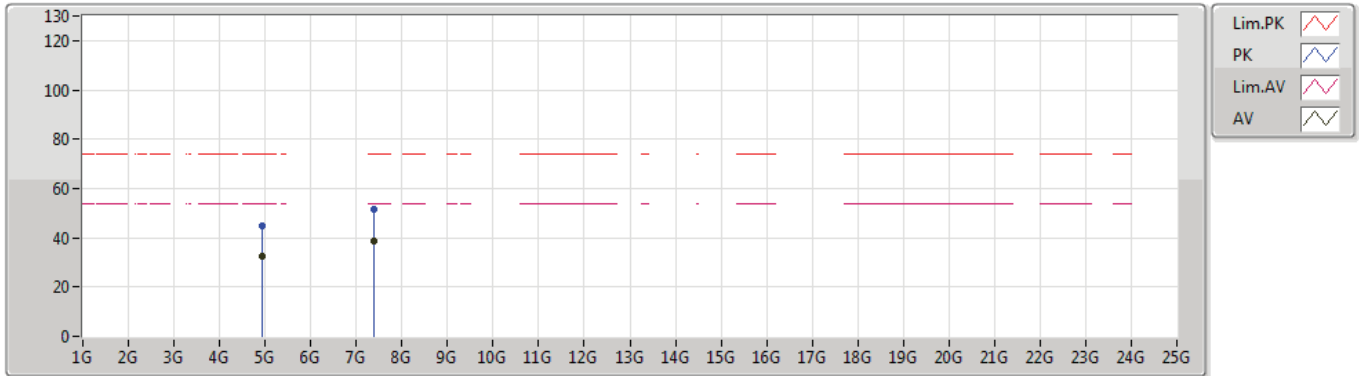


Type	Freq (Hz)	Level (dBuV/m)	Limit (dBuV/m)	Margin (dB)	Factor (dB)	Dist (m)	Condition	Azimuth (°)	Height (m)	Comment
AV	4.92454G	32.31	54.00	-21.69	-1.47	3	Vertical	181	2.20	-
AV	7.38756G	38.65	54.00	-15.35	4.10	3	Vertical	285	1.72	-
PK	4.92476G	44.79	74.00	-29.21	-1.45	3	Vertical	181	2.20	-
PK	7.3866G	51.97	74.00	-22.03	4.10	3	Vertical	285	1.72	-

802.11n HT20_Nss1,(MCS0)_1TX(Port2)

16/05/2019

2462MHz_TX

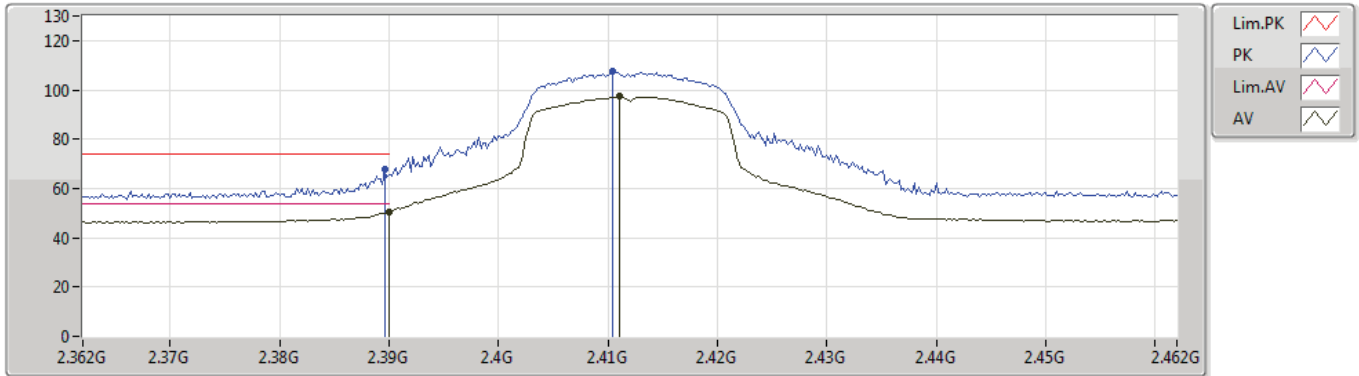


Type	Freq (Hz)	Level (dBuV/m)	Limit (dBuV/m)	Margin (dB)	Factor (dB)	Dist (m)	Condition	Azimuth (°)	Height (m)	Comment
AV	4.9245G	32.30	54.00	-21.70	-1.50	3	Horizontal	294	1.11	-
AV	7.38624G	38.79	54.00	-15.21	4.10	3	Horizontal	107	1.23	-
PK	4.92454G	44.92	74.00	-29.08	-1.50	3	Horizontal	294	1.11	-
PK	7.38804G	51.42	74.00	-22.58	4.10	3	Horizontal	107	1.23	-

802.11n HT20_Nss2,(MCS8)_2TX

07/05/2019

2412MHz_TX

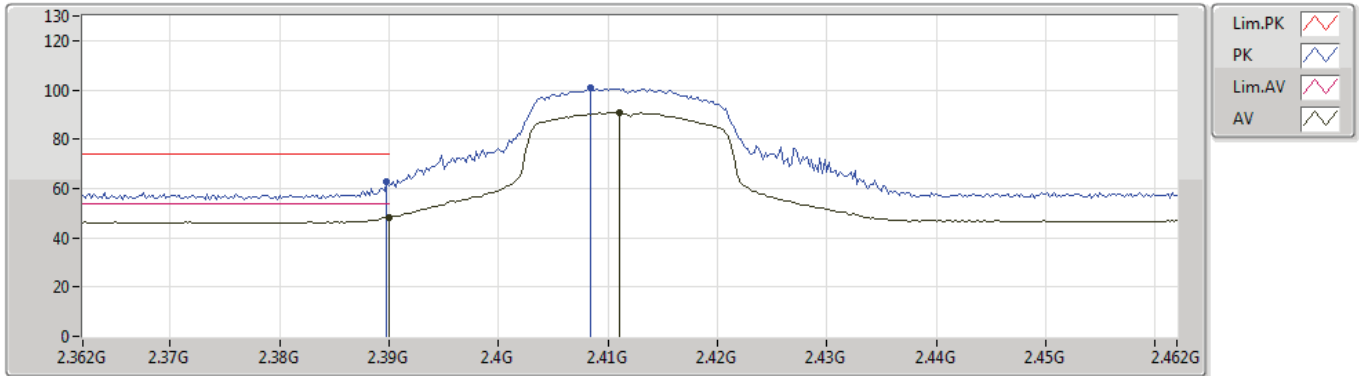


Type	Freq (Hz)	Level (dBuV/m)	Limit (dBuV/m)	Margin (dB)	Factor (dB)	Dist (m)	Condition	Azimuth (°)	Height (m)	Comment
AV	2.39G	50.48	54.00	-3.52	30.95	3	Vertical	52	2.07	-
AV	2.411G	97.24	Inf	-Inf	31.03	3	Vertical	52	2.07	-
PK	2.3896G	67.89	74.00	-6.11	30.95	3	Vertical	52	2.07	-
PK	2.4104G	107.49	Inf	-Inf	31.03	3	Vertical	52	2.07	-

802.11n HT20_Nss2,(MCS8)_2TX

07/05/2019

2412MHz_TX

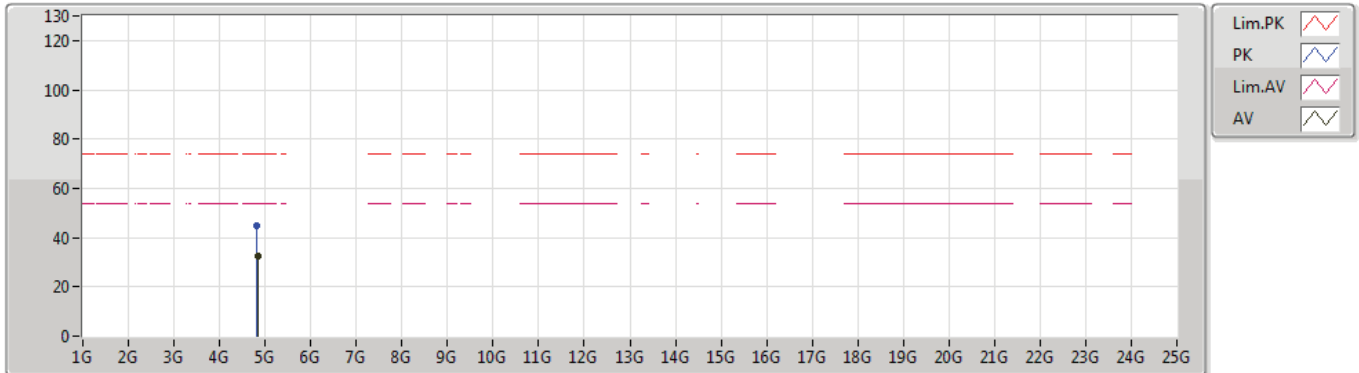


Type	Freq (Hz)	Level (dBuV/m)	Limit (dBuV/m)	Margin (dB)	Factor (dB)	Dist (m)	Condition	Azimuth (°)	Height (m)	Comment
AV	2.39G	48.15	54.00	-5.85	30.95	3	Horizontal	330	1.50	-
AV	2.411G	90.84	Inf	-Inf	31.03	3	Horizontal	330	1.50	-
PK	2.3898G	62.57	74.00	-11.43	30.95	3	Horizontal	330	1.50	-
PK	2.4084G	100.83	Inf	-Inf	31.02	3	Horizontal	330	1.50	-

802.11n HT20_Nss2,(MCS8)_2TX

07/05/2019

2412MHz_TX



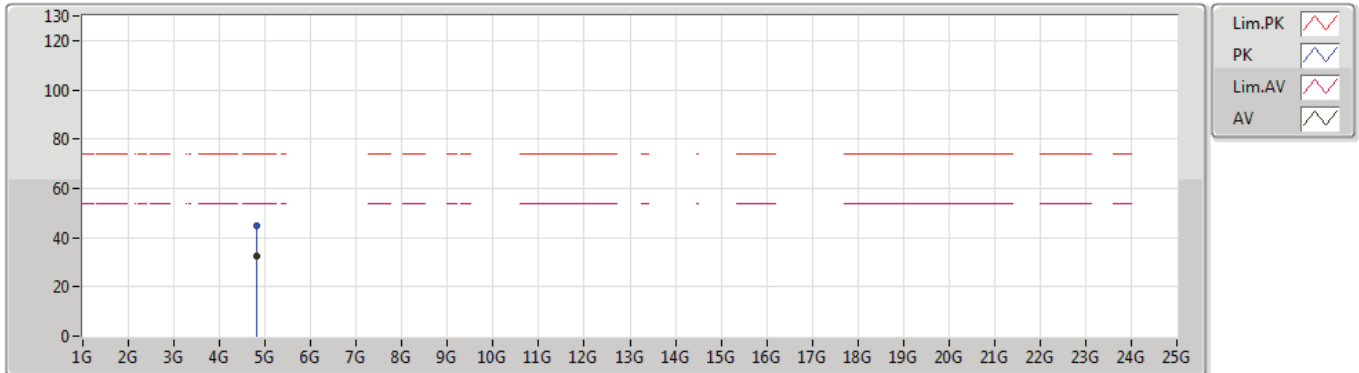
Type	Freq (Hz)	Level (dBuV/m)	Limit (dBuV/m)	Margin (dB)	Factor (dB)	Dist (m)	Condition	Azimuth (°)	Height (m)	Comment
AV	4.83042G	32.67	54.00	-21.33	1.69	3	Vertical	149	1.99	-
PK	4.81476G	45.03	74.00	-28.97	1.65	3	Vertical	149	1.99	-



802.11n HT20_Nss2,(MCS8)_2TX

07/05/2019

2412MHz_TX

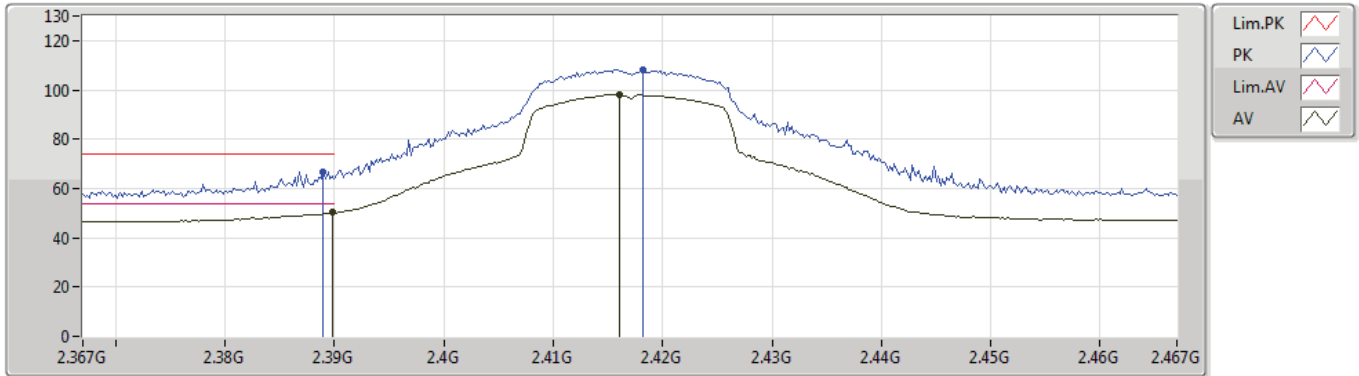


Type	Freq (Hz)	Level (dBuV/m)	Limit (dBuV/m)	Margin (dB)	Factor (dB)	Dist (m)	Condition	Azimuth (°)	Height (m)	Comment
AV	4.8195G	32.63	54.00	-21.37	1.66	3	Horizontal	48	1.85	-
PK	4.81404G	44.83	74.00	-29.17	1.65	3	Horizontal	48	1.85	-

802.11n HT20_Nss2,(MCS8)_2TX

08/05/2019

2417MHz_TX

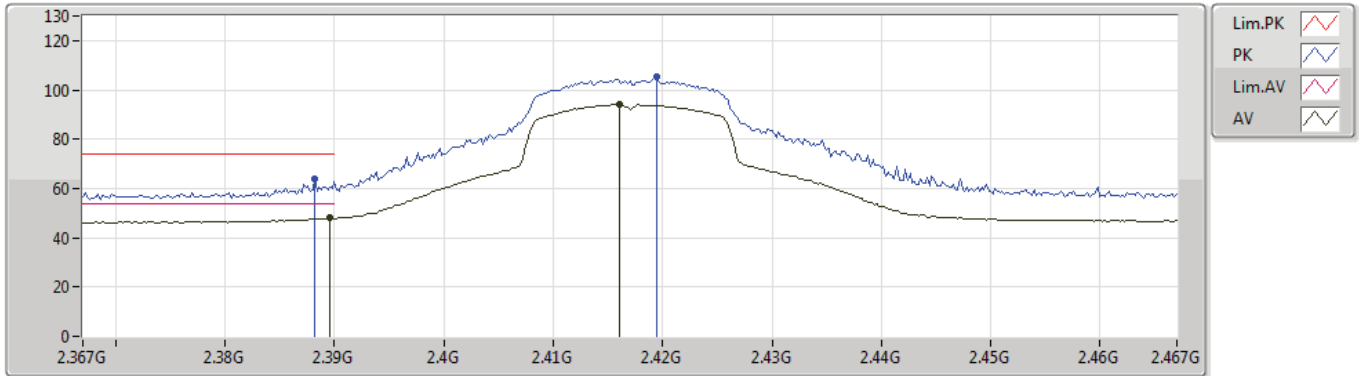


Type	Freq (Hz)	Level (dBuV/m)	Limit (dBuV/m)	Margin (dB)	Factor (dB)	Dist (m)	Condition	Azimuth (°)	Height (m)	Comment
AV	2.3898G	50.30	54.00	-3.70	30.95	3	Vertical	24	2.34	-
AV	2.416G	97.95	Inf	-Inf	31.04	3	Vertical	24	2.34	-
PK	2.389G	66.64	74.00	-7.36	30.95	3	Vertical	24	2.34	-
PK	2.4182G	108.03	Inf	-Inf	31.06	3	Vertical	24	2.34	-

802.11n HT20_Nss2,(MCS8)_2TX

08/05/2019

2417MHz_TX

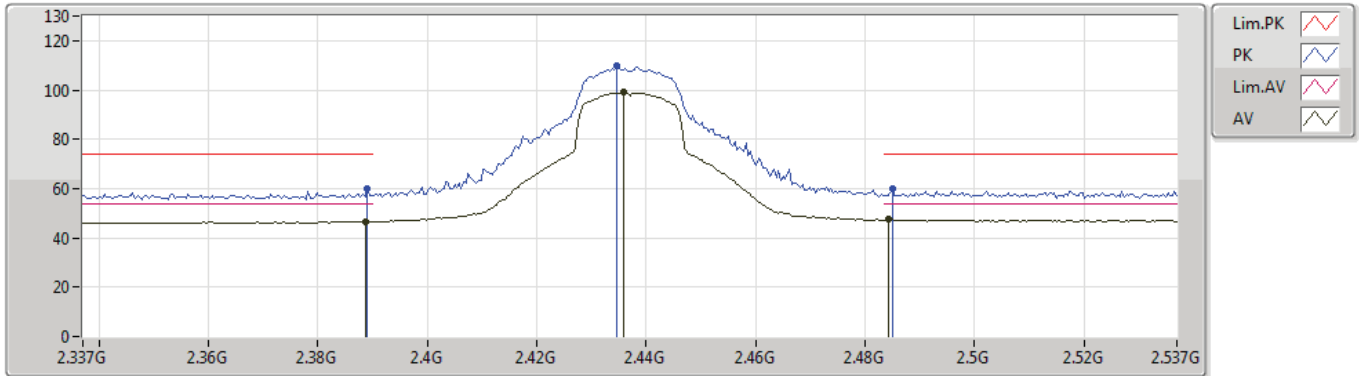


Type	Freq (Hz)	Level (dBuV/m)	Limit (dBuV/m)	Margin (dB)	Factor (dB)	Dist (m)	Condition	Azimuth (°)	Height (m)	Comment
AV	2.3896G	47.97	54.00	-6.03	30.95	3	Horizontal	307	1.89	-
AV	2.416G	94.10	Inf	-Inf	31.04	3	Horizontal	307	1.89	-
PK	2.3882G	64.11	74.00	-9.89	30.95	3	Horizontal	307	1.89	-
PK	2.4194G	105.24	Inf	-Inf	31.06	3	Horizontal	307	1.89	-

802.11n HT20_Nss2,(MCS8)_2TX

07/05/2019

2437MHz_TX



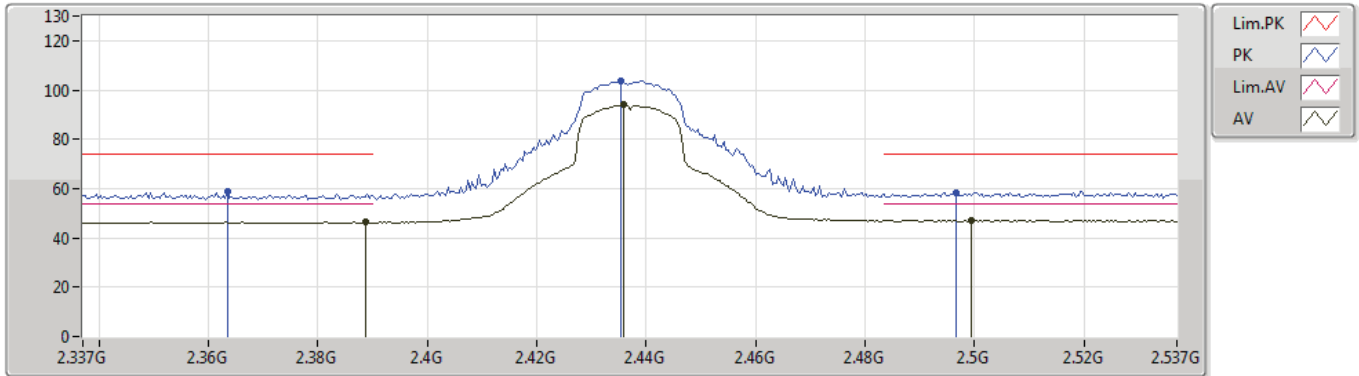
Type	Freq (Hz)	Level (dBuV/m)	Limit (dBuV/m)	Margin (dB)	Factor (dB)	Dist (m)	Condition	Azimuth (°)	Height (m)	Comment
AV	2.3886G	46.70	54.00	-7.30	30.95	3	Vertical	59	2.35	-
AV	2.4358G	99.06	Inf	-Inf	31.12	3	Vertical	59	2.35	-
AV	2.4842G	47.46	54.00	-6.54	31.31	3	Vertical	59	2.35	-
PK	2.389G	59.70	74.00	-14.30	30.95	3	Vertical	59	2.35	-
PK	2.4346G	109.70	Inf	-Inf	31.12	3	Vertical	59	2.35	-
PK	2.485G	59.79	74.00	-14.21	31.31	3	Vertical	59	2.35	-



802.11n HT20_Nss2,(MCS8)_2TX

07/05/2019

2437MHz_TX



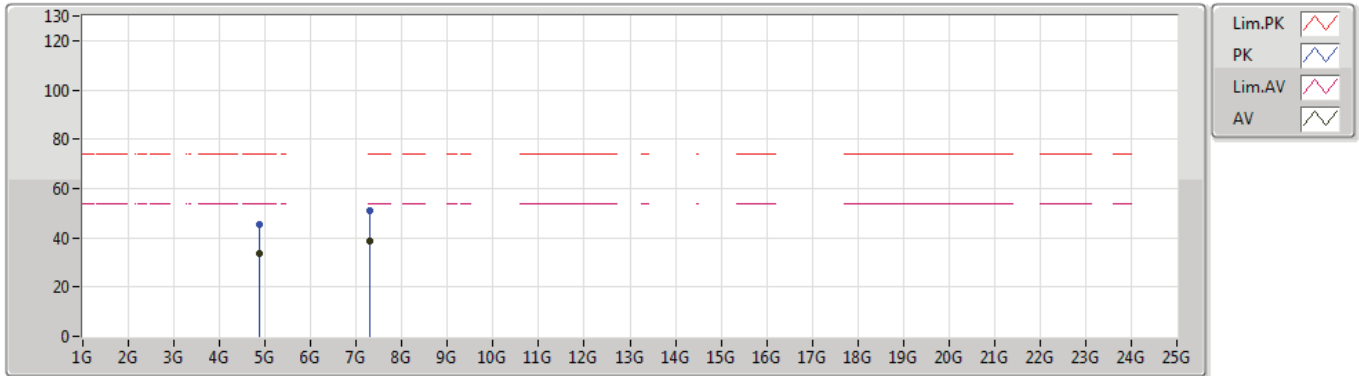
Type	Freq (Hz)	Level (dBuV/m)	Limit (dBuV/m)	Margin (dB)	Factor (dB)	Dist (m)	Condition	Azimuth (°)	Height (m)	Comment
AV	2.3886G	46.43	54.00	-7.57	30.95	3	Horizontal	321	1.01	-
AV	2.4358G	93.86	Inf	-Inf	31.12	3	Horizontal	321	1.01	-
AV	2.4994G	47.24	54.00	-6.76	31.36	3	Horizontal	321	1.01	-
PK	2.3634G	58.69	74.00	-15.31	30.86	3	Horizontal	321	1.01	-
PK	2.4354G	103.77	Inf	-Inf	31.12	3	Horizontal	321	1.01	-
PK	2.4966G	58.45	74.00	-15.55	31.35	3	Horizontal	321	1.01	-



802.11n HT20_Nss2,(MCS8)_2TX

07/05/2019

2437MHz_TX

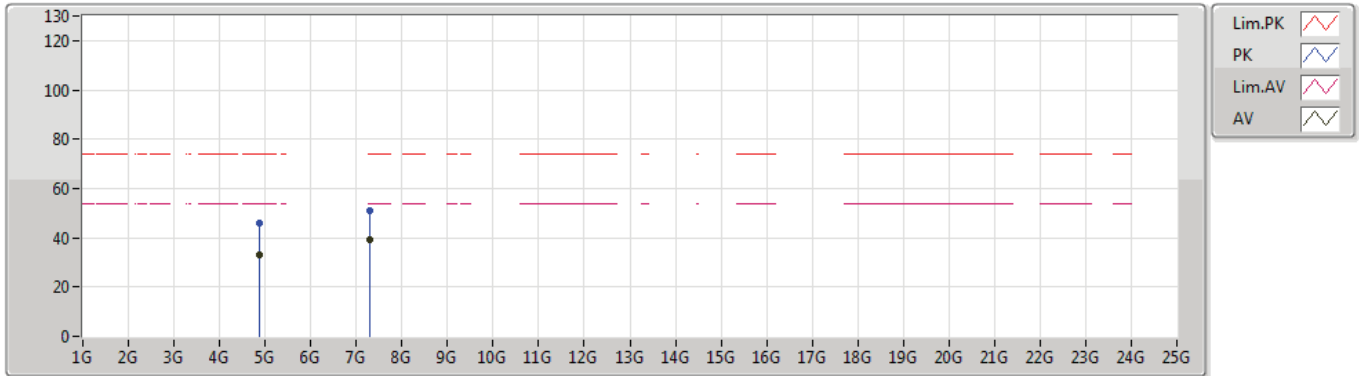


Type	Freq (Hz)	Level (dBuV/m)	Limit (dBuV/m)	Margin (dB)	Factor (dB)	Dist (m)	Condition	Azimuth (°)	Height (m)	Comment
AV	4.87502G	33.42	54.00	-20.58	1.81	3	Vertical	120	2.48	-
AV	7.3041G	38.90	54.00	-15.10	7.45	3	Vertical	81	1.65	-
PK	4.87616G	45.12	74.00	-28.88	1.81	3	Vertical	120	2.48	-
PK	7.3023G	51.26	74.00	-22.74	7.45	3	Vertical	81	1.65	-

802.11n HT20_Nss2,(MCS8)_2TX

07/05/2019

2437MHz_TX



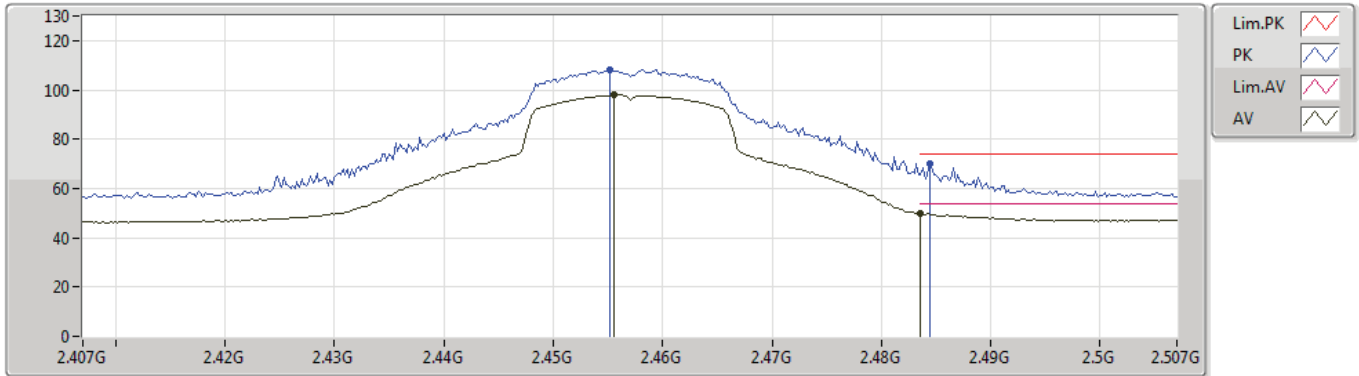
Type	Freq (Hz)	Level (dBuV/m)	Limit (dBuV/m)	Margin (dB)	Factor (dB)	Dist (m)	Condition	Azimuth (°)	Height (m)	Comment
AV	4.88036G	32.98	54.00	-21.02	1.81	3	Horizontal	73	2.04	-
AV	7.29906G	38.95	54.00	-15.05	7.44	3	Horizontal	182	2.24	-
PK	4.88318G	45.69	74.00	-28.31	1.82	3	Horizontal	73	2.04	-
PK	7.30044G	51.21	74.00	-22.79	7.44	3	Horizontal	182	2.24	-



802.11n HT20_Nss2,(MCS8)_2TX

08/05/2019

2457MHz_TX

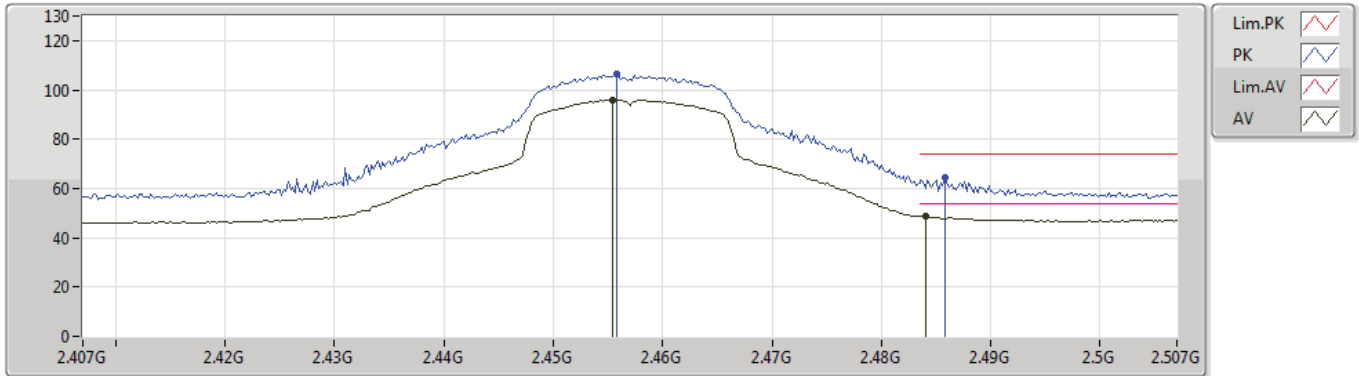


Type	Freq (Hz)	Level (dBuV/m)	Limit (dBuV/m)	Margin (dB)	Factor (dB)	Dist (m)	Condition	Azimuth (°)	Height (m)	Comment
AV	2.4556G	97.87	Inf	-Inf	31.20	3	Vertical	23	2.01	-
AV	2.4835G	49.96	54.00	-4.04	31.30	3	Vertical	23	2.01	-
PK	2.4552G	108.25	Inf	-Inf	31.19	3	Vertical	23	2.01	-
PK	2.4844G	70.19	74.00	-3.81	31.31	3	Vertical	23	2.01	-

802.11n HT20_Nss2,(MCS8)_2TX

08/05/2019

2457MHz_TX

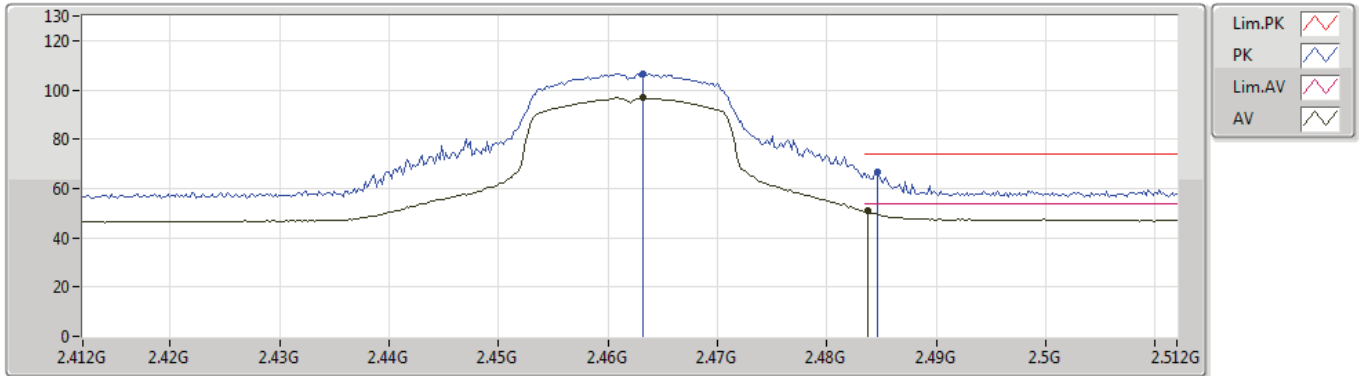


Type	Freq (Hz)	Level (dBuV/m)	Limit (dBuV/m)	Margin (dB)	Factor (dB)	Dist (m)	Condition	Azimuth (°)	Height (m)	Comment
AV	2.4554G	95.93	Inf	-Inf	31.20	3	Horizontal	81	2.14	-
AV	2.484G	48.51	54.00	-5.49	31.31	3	Horizontal	81	2.14	-
PK	2.4558G	106.39	Inf	-Inf	31.20	3	Horizontal	81	2.14	-
PK	2.4858G	64.26	74.00	-9.74	31.31	3	Horizontal	81	2.14	-

802.11n HT20_Nss2,(MCS8)_2TX

07/05/2019

2462MHz_TX



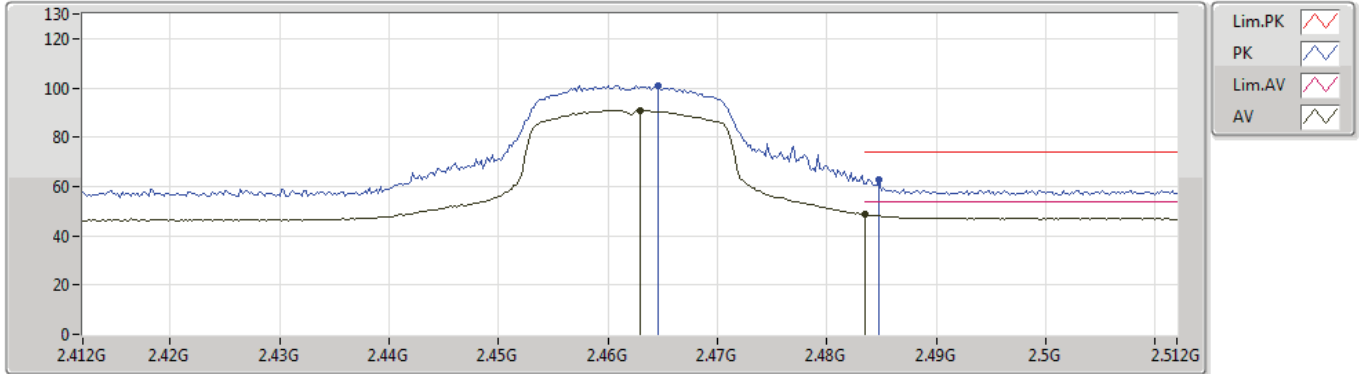
Type	Freq (Hz)	Level (dBuV/m)	Limit (dBuV/m)	Margin (dB)	Factor (dB)	Dist (m)	Condition	Azimuth (°)	Height (m)	Comment
AV	2.4632G	96.82	Inf	-Inf	31.23	3	Vertical	58	2.31	-
AV	2.4838G	50.88	54.00	-3.12	31.30	3	Vertical	58	2.31	-
PK	2.4632G	106.69	Inf	-Inf	31.23	3	Vertical	58	2.31	-
PK	2.4846G	66.68	74.00	-7.32	31.31	3	Vertical	58	2.31	-



802.11n HT20_Nss2,(MCS8)_2TX

07/05/2019

2462MHz_TX



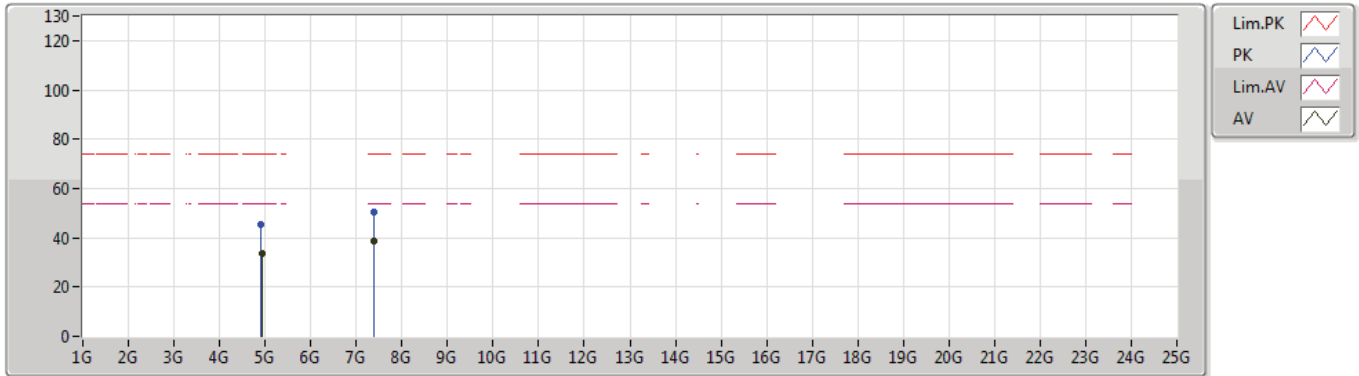
Type	Freq (Hz)	Level (dBuV/m)	Limit (dBuV/m)	Margin (dB)	Factor (dB)	Dist (m)	Condition	Azimuth (°)	Height (m)	Comment
AV	2.463G	91.01	Inf	-Inf	31.23	3	Horizontal	345	1.99	-
AV	2.4835G	48.67	54.00	-5.33	31.30	3	Horizontal	345	1.99	-
PK	2.4646G	100.98	Inf	-Inf	31.23	3	Horizontal	345	1.99	-
PK	2.4848G	62.58	74.00	-11.42	31.31	3	Horizontal	345	1.99	-



802.11n HT20_Nss2,(MCS8)_2TX

07/05/2019

2462MHz_TX

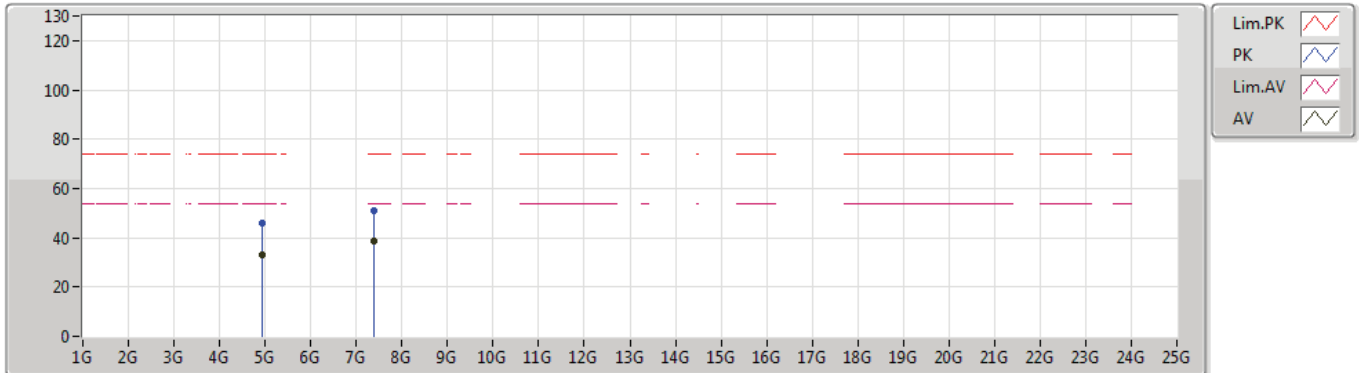


Type	Freq (Hz)	Level (dBuV/m)	Limit (dBuV/m)	Margin (dB)	Factor (dB)	Dist (m)	Condition	Azimuth (°)	Height (m)	Comment
AV	4.92604G	33.43	54.00	-20.57	1.93	3	Vertical	304	2.30	-
AV	7.39512G	38.66	54.00	-15.34	7.69	3	Vertical	182	1.25	-
PK	4.9165G	45.26	74.00	-28.74	1.90	3	Vertical	304	2.30	-
PK	7.38024G	50.45	74.00	-23.55	7.64	3	Vertical	182	1.25	-

802.11n HT20_Nss2,(MCS8)_2TX

07/05/2019

2462MHz_TX

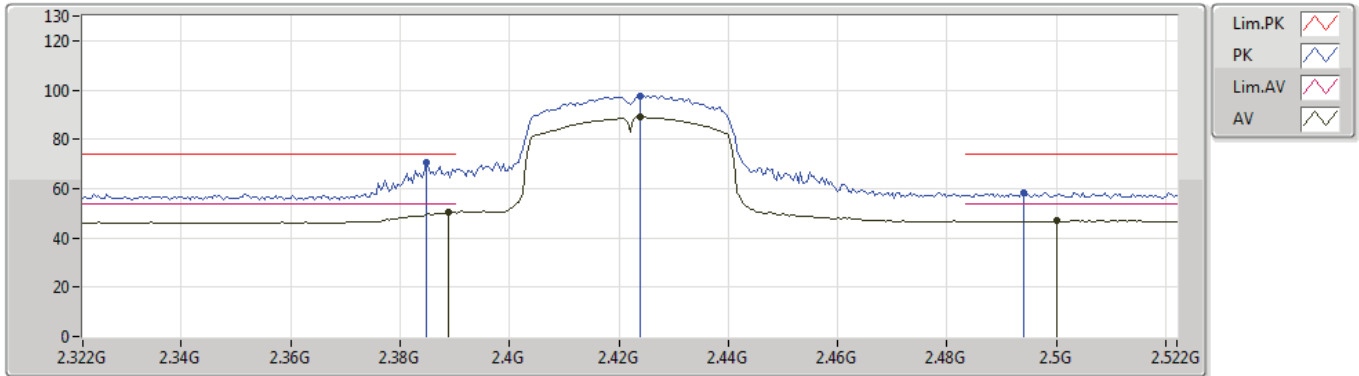


Type	Freq (Hz)	Level (dBuV/m)	Limit (dBuV/m)	Margin (dB)	Factor (dB)	Dist (m)	Condition	Azimuth (°)	Height (m)	Comment
AV	4.93672G	33.03	54.00	-20.97	1.96	3	Horizontal	136	1.56	-
AV	7.37694G	38.66	54.00	-15.34	7.63	3	Horizontal	349	2.02	-
PK	4.93018G	45.78	74.00	-28.22	1.94	3	Horizontal	136	1.56	-
PK	7.37856G	50.79	74.00	-23.21	7.64	3	Horizontal	349	2.02	-

802.11n HT40_Nss1,(MCS0)_1TX(Port1)

07/05/2019

2422MHz_TX

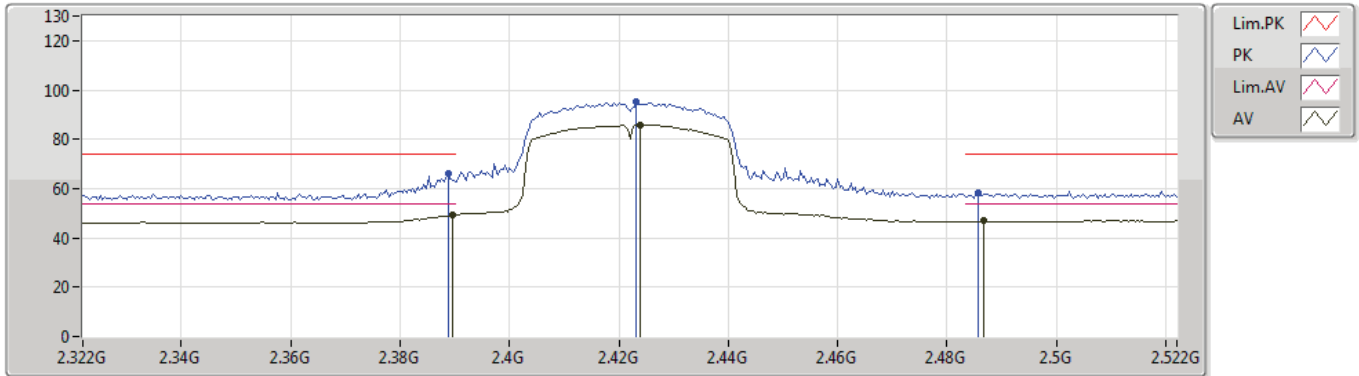


Type	Freq (Hz)	Level (dBuV/m)	Limit (dBuV/m)	Margin (dB)	Factor (dB)	Dist (m)	Condition	Azimuth (°)	Height (m)	Comment
AV	2.3888G	50.30	54.00	-3.70	30.95	3	Vertical	276	2.49	-
AV	2.424G	88.97	Inf	-Inf	31.08	3	Vertical	276	2.49	-
AV	2.5G	47.06	54.00	-6.94	31.36	3	Vertical	276	2.49	-
PK	2.3848G	70.46	74.00	-3.54	30.94	3	Vertical	276	2.49	-
PK	2.424G	97.74	Inf	-Inf	31.08	3	Vertical	276	2.49	-
PK	2.494G	58.18	74.00	-15.82	31.33	3	Vertical	276	2.49	-

802.11n HT40_Nss1,(MCS0)_1TX(Port1)

07/05/2019

2422MHz_TX

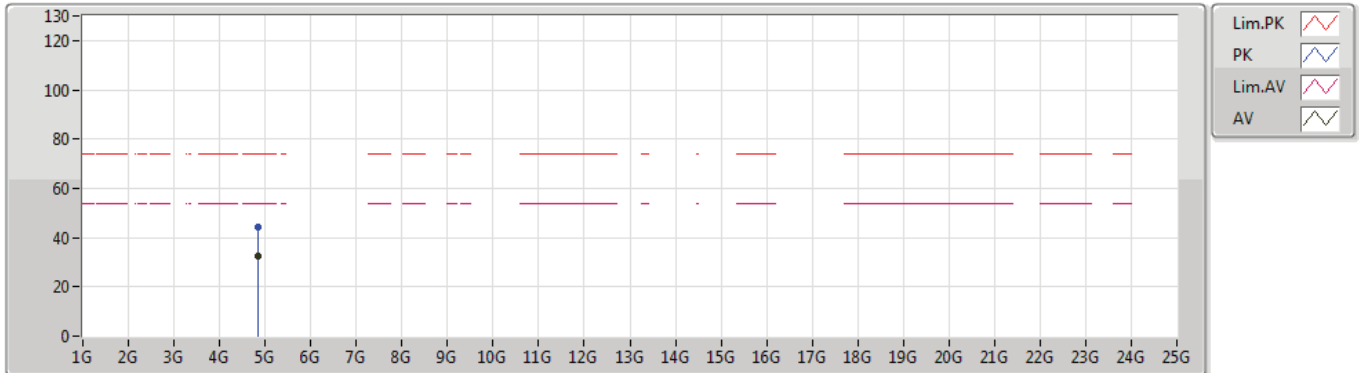


Type	Freq (Hz)	Level (dBuV/m)	Limit (dBuV/m)	Margin (dB)	Factor (dB)	Dist (m)	Condition	Azimuth (°)	Height (m)	Comment
AV	2.3896G	49.41	54.00	-4.59	30.95	3	Horizontal	254	2.59	-
AV	2.424G	85.91	Inf	-Inf	31.08	3	Horizontal	254	2.59	-
AV	2.4868G	47.01	54.00	-6.99	31.31	3	Horizontal	254	2.59	-
PK	2.3888G	66.14	74.00	-7.86	30.95	3	Horizontal	254	2.59	-
PK	2.4232G	94.99	Inf	-Inf	31.07	3	Horizontal	254	2.59	-
PK	2.4856G	58.01	74.00	-15.99	31.31	3	Horizontal	254	2.59	-

802.11n HT40_Nss1,(MCS0)_1TX(Port1)

07/05/2019

2422MHz_TX

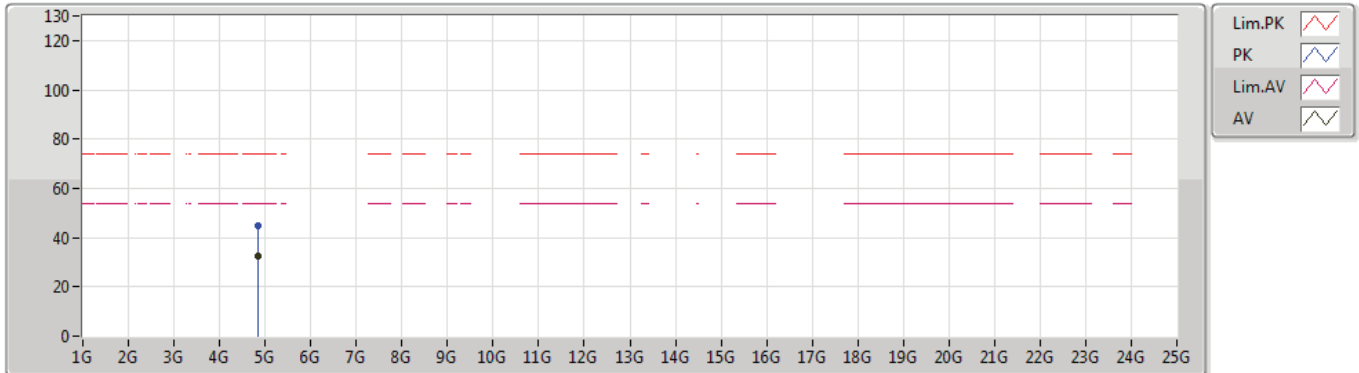


Type	Freq (Hz)	Level (dBuV/m)	Limit (dBuV/m)	Margin (dB)	Factor (dB)	Dist (m)	Condition	Azimuth (°)	Height (m)	Comment
AV	4.83746G	32.42	54.00	-21.58	1.71	3	Vertical	55	1.50	-
PK	4.84598G	44.30	74.00	-29.70	1.72	3	Vertical	55	1.50	-

802.11n HT40_Nss1,(MCS0)_1TX(Port1)

07/05/2019

2422MHz_TX

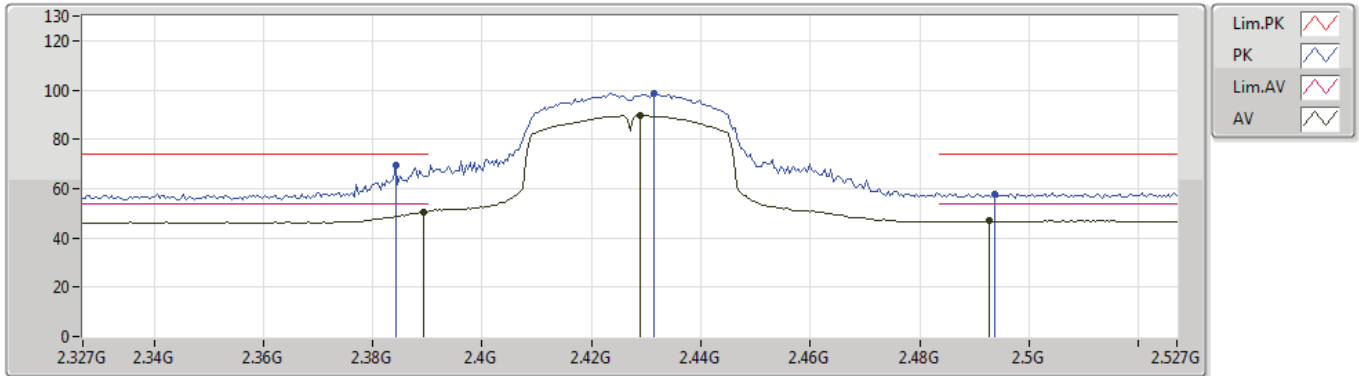


Type	Freq (Hz)	Level (dBuV/m)	Limit (dBuV/m)	Margin (dB)	Factor (dB)	Dist (m)	Condition	Azimuth (°)	Height (m)	Comment
AV	4.841G	32.37	54.00	-21.63	1.71	3	Horizontal	35	1.60	-
PK	4.84736G	44.65	74.00	-29.35	1.73	3	Horizontal	35	1.60	-

802.11n HT40_Nss1,(MCS0)_1TX(Port1)

08/05/2019

2427MHz_TX

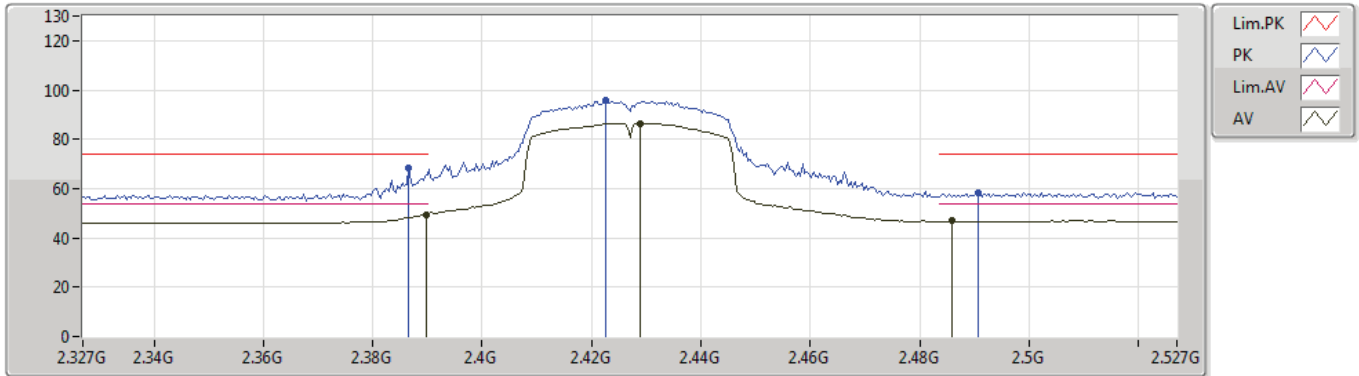


Type	Freq (Hz)	Level (dBuV/m)	Limit (dBuV/m)	Margin (dB)	Factor (dB)	Dist (m)	Condition	Azimuth (°)	Height (m)	Comment
AV	2.3894G	50.64	54.00	-3.36	30.95	3	Vertical	283	2.48	-
AV	2.429G	89.61	Inf	-Inf	31.10	3	Vertical	283	2.48	-
AV	2.4926G	47.03	54.00	-6.97	31.33	3	Vertical	283	2.48	-
PK	2.3842G	69.73	74.00	-4.27	30.94	3	Vertical	283	2.48	-
PK	2.4314G	98.84	Inf	-Inf	31.11	3	Vertical	283	2.48	-
PK	2.4938G	57.87	74.00	-16.13	31.33	3	Vertical	283	2.48	-

802.11n HT40_Nss1,(MCS0)_1TX(Port1)

08/05/2019

2427MHz_TX

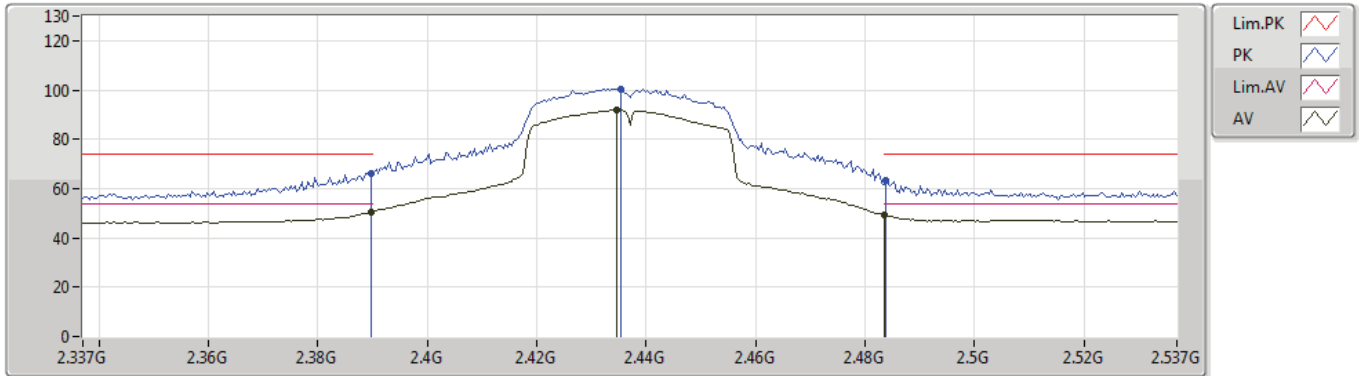


Type	Freq (Hz)	Level (dBuV/m)	Limit (dBuV/m)	Margin (dB)	Factor (dB)	Dist (m)	Condition	Azimuth (°)	Height (m)	Comment
AV	2.3898G	49.59	54.00	-4.41	30.95	3	Horizontal	257	2.60	-
AV	2.429G	86.53	Inf	-Inf	31.10	3	Horizontal	257	2.60	-
AV	2.4858G	47.01	54.00	-6.99	31.31	3	Horizontal	257	2.60	-
PK	2.3866G	68.10	74.00	-5.90	30.94	3	Horizontal	257	2.60	-
PK	2.4226G	95.66	Inf	-Inf	31.07	3	Horizontal	257	2.60	-
PK	2.4906G	58.25	74.00	-15.75	31.32	3	Horizontal	257	2.60	-

802.11n HT40_Nss1,(MCS0)_1TX(Port1)

07/05/2019

2437MHz_TX

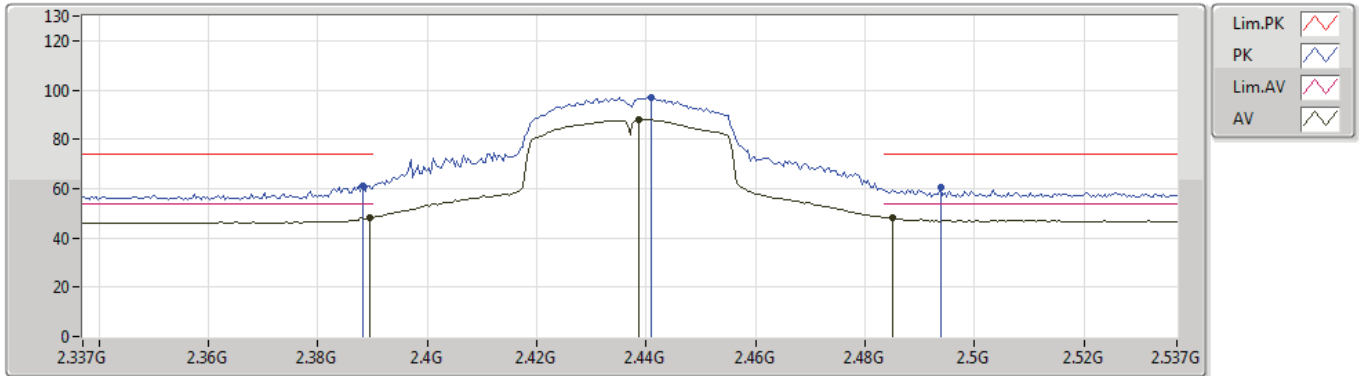


Type	Freq (Hz)	Level (dBuV/m)	Limit (dBuV/m)	Margin (dB)	Factor (dB)	Dist (m)	Condition	Azimuth (°)	Height (m)	Comment
AV	2.3898G	50.47	54.00	-3.53	30.95	3	Vertical	283	2.46	-
AV	2.4346G	91.87	Inf	-Inf	31.12	3	Vertical	283	2.46	-
AV	2.4835G	49.15	54.00	-4.85	31.30	3	Vertical	283	2.46	-
PK	2.3898G	66.05	74.00	-7.95	30.95	3	Vertical	283	2.46	-
PK	2.4354G	100.51	Inf	-Inf	31.12	3	Vertical	283	2.46	-
PK	2.4838G	63.35	74.00	-10.65	31.30	3	Vertical	283	2.46	-

802.11n HT40_Nss1,(MCS0)_1TX(Port1)

07/05/2019

2437MHz_TX

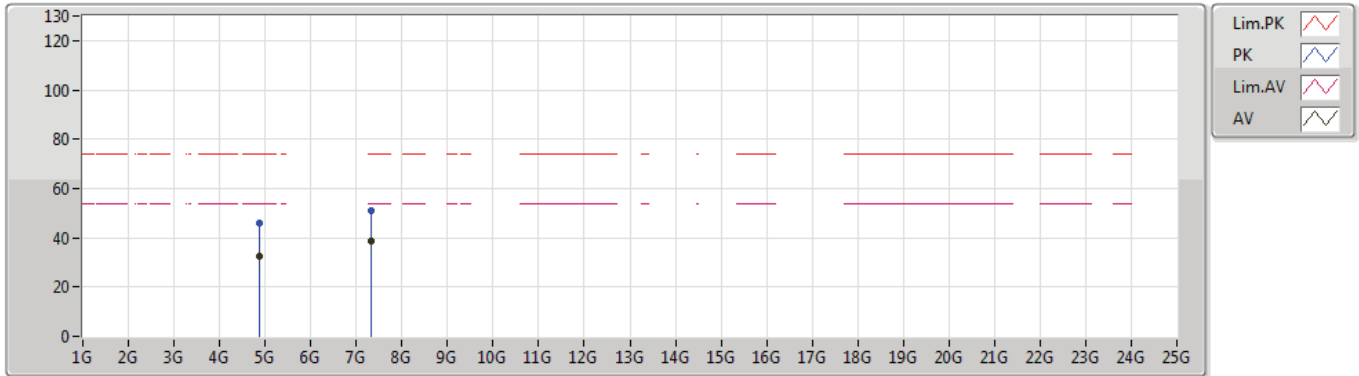


Type	Freq (Hz)	Level (dBuV/m)	Limit (dBuV/m)	Margin (dB)	Factor (dB)	Dist (m)	Condition	Azimuth (°)	Height (m)	Comment
AV	2.3894G	48.19	54.00	-5.81	30.95	3	Horizontal	360	2.61	-
AV	2.4386G	88.00	Inf	-Inf	31.13	3	Horizontal	360	2.61	-
AV	2.485G	48.28	54.00	-5.72	31.31	3	Horizontal	360	2.61	-
PK	2.3882G	61.27	74.00	-12.73	30.95	3	Horizontal	360	2.61	-
PK	2.441G	96.89	Inf	-Inf	31.14	3	Horizontal	360	2.61	-
PK	2.4938G	60.24	74.00	-13.76	31.33	3	Horizontal	360	2.61	-

802.11n HT40_Nss1,(MCS0)_1TX(Port1)

07/05/2019

2437MHz_TX

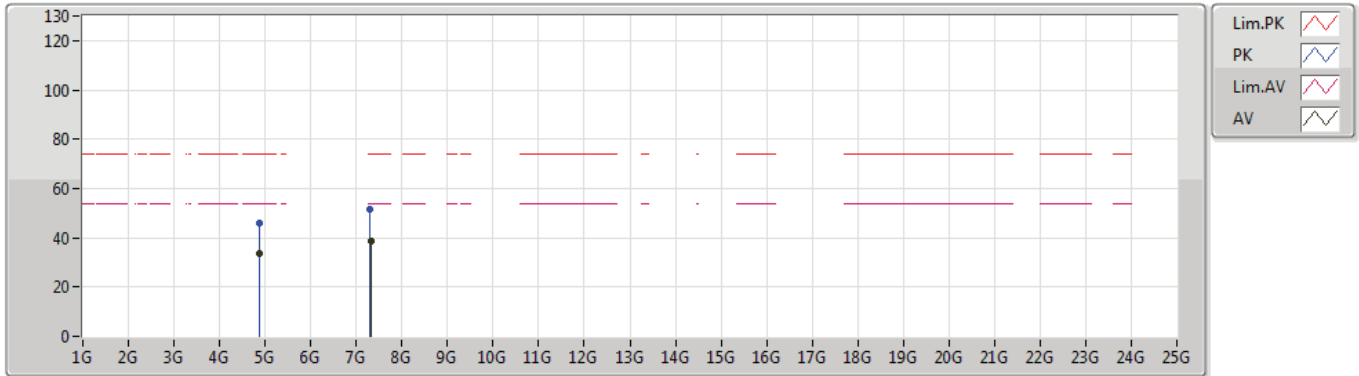


Type	Freq (Hz)	Level (dBuV/m)	Limit (dBuV/m)	Margin (dB)	Factor (dB)	Dist (m)	Condition	Azimuth (°)	Height (m)	Comment
AV	4.8821G	32.57	54.00	-21.43	1.82	3	Vertical	360	1.52	-
AV	7.31124G	38.40	54.00	-15.60	7.47	3	Vertical	330	1.50	-
PK	4.87922G	45.96	74.00	-28.04	1.81	3	Vertical	360	1.52	-
PK	7.3185G	50.72	74.00	-23.28	7.49	3	Vertical	330	1.50	-

802.11n HT40_Nss1,(MCS0)_1TX(Port1)

07/05/2019

2437MHz_TX

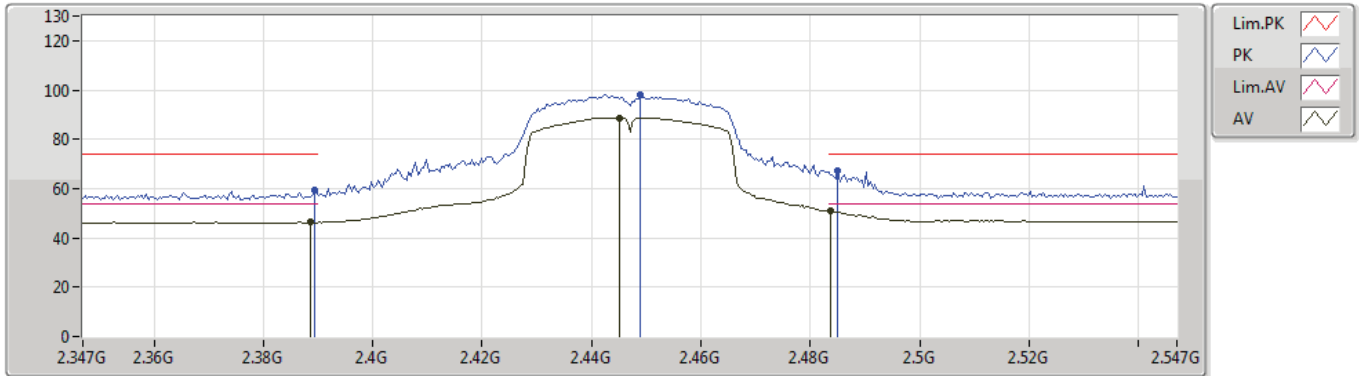


Type	Freq (Hz)	Level (dBuV/m)	Limit (dBuV/m)	Margin (dB)	Factor (dB)	Dist (m)	Condition	Azimuth (°)	Height (m)	Comment
AV	4.8803G	33.51	54.00	-20.49	1.81	3	Horizontal	99	2.10	-
AV	7.31838G	38.44	54.00	-15.56	7.49	3	Horizontal	46	2.38	-
PK	4.8776G	45.86	74.00	-28.14	1.81	3	Horizontal	99	2.10	-
PK	7.3035G	51.56	74.00	-22.44	7.45	3	Horizontal	46	2.38	-

802.11n HT40_Nss1,(MCS0)_1TX(Port1)

08/05/2019

2447MHz_TX

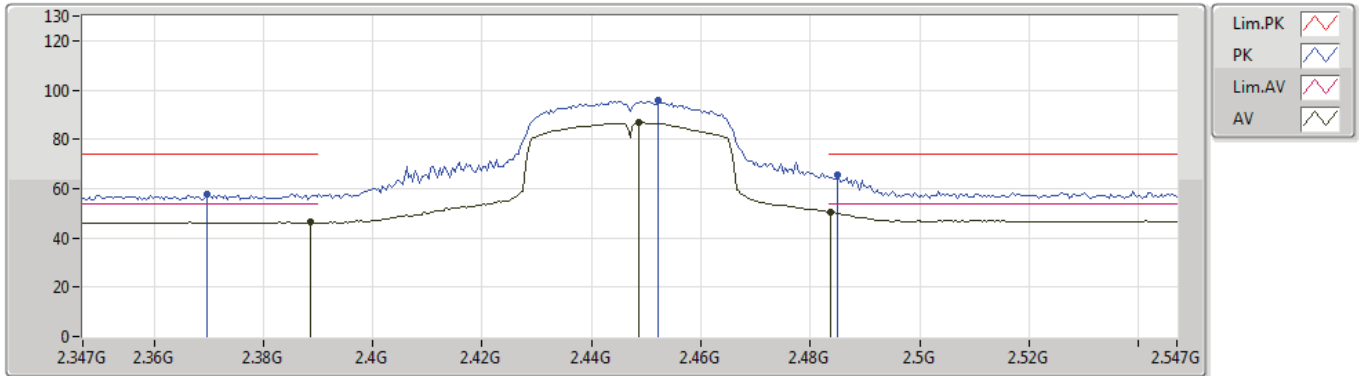


Type	Freq (Hz)	Level (dBuV/m)	Limit (dBuV/m)	Margin (dB)	Factor (dB)	Dist (m)	Condition	Azimuth (°)	Height (m)	Comment
AV	2.3886G	46.26	54.00	-7.74	30.95	3	Vertical	281	2.20	-
AV	2.445G	88.81	Inf	-Inf	31.16	3	Vertical	281	2.20	-
AV	2.4838G	50.88	54.00	-3.12	31.30	3	Vertical	281	2.20	-
PK	2.3894G	59.22	74.00	-14.78	30.95	3	Vertical	281	2.20	-
PK	2.449G	97.94	Inf	-Inf	31.17	3	Vertical	281	2.20	-
PK	2.485G	67.06	74.00	-6.94	31.31	3	Vertical	281	2.20	-

802.11n HT40_Nss1,(MCS0)_1TX(Port1)

08/05/2019

2447MHz_TX

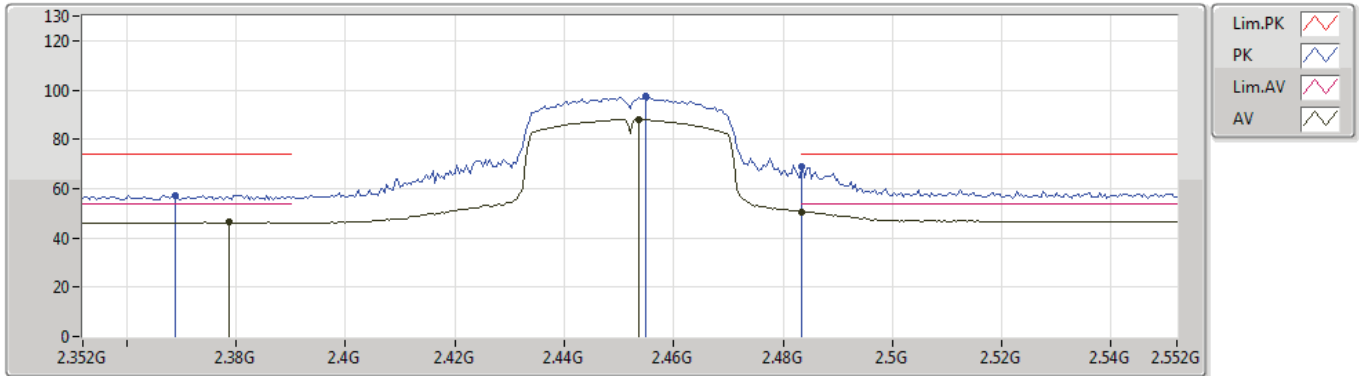


Type	Freq (Hz)	Level (dBuV/m)	Limit (dBuV/m)	Margin (dB)	Factor (dB)	Dist (m)	Condition	Azimuth (°)	Height (m)	Comment
AV	2.3886G	46.26	54.00	-7.74	30.95	3	Horizontal	23	1.88	-
AV	2.4486G	86.72	Inf	-Inf	31.17	3	Horizontal	23	1.88	-
AV	2.4838G	50.52	54.00	-3.48	31.30	3	Horizontal	23	1.88	-
PK	2.3698G	57.62	74.00	-16.38	30.89	3	Horizontal	23	1.88	-
PK	2.4522G	95.82	Inf	-Inf	31.19	3	Horizontal	23	1.88	-
PK	2.485G	65.63	74.00	-8.37	31.31	3	Horizontal	23	1.88	-

802.11n HT40_Nss1,(MCS0)_1TX(Port1)

07/05/2019

2452MHz_TX

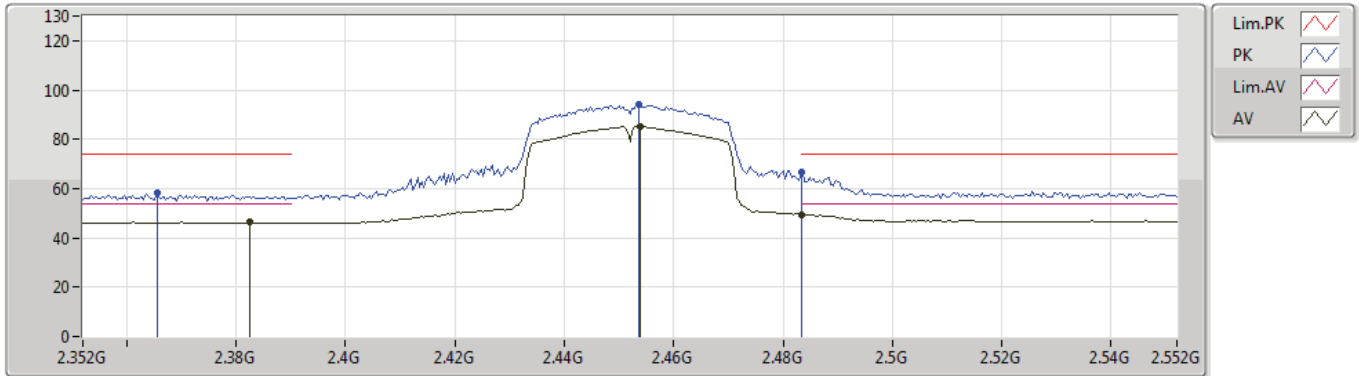


Type	Freq (Hz)	Level (dBuV/m)	Limit (dBuV/m)	Margin (dB)	Factor (dB)	Dist (m)	Condition	Azimuth (°)	Height (m)	Comment
AV	2.3788G	46.24	54.00	-7.76	30.92	3	Vertical	286	1.15	-
AV	2.4536G	88.20	Inf	-Inf	31.19	3	Vertical	286	1.15	-
AV	2.4835G	50.70	54.00	-3.30	31.30	3	Vertical	286	1.15	-
PK	2.3688G	57.39	74.00	-16.61	30.88	3	Vertical	286	1.15	-
PK	2.4548G	97.24	Inf	-Inf	31.19	3	Vertical	286	1.15	-
PK	2.4835G	68.86	74.00	-5.14	31.30	3	Vertical	286	1.15	-

802.11n HT40_Nss1,(MCS0)_1TX(Port1)

07/05/2019

2452MHz_TX

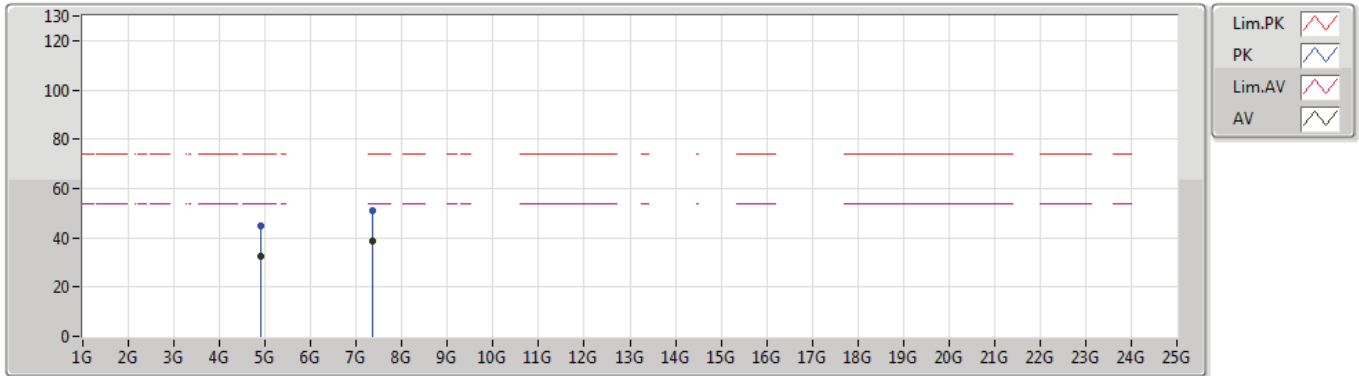


Type	Freq (Hz)	Level (dBuV/m)	Limit (dBuV/m)	Margin (dB)	Factor (dB)	Dist (m)	Condition	Azimuth (°)	Height (m)	Comment
AV	2.3824G	46.24	54.00	-7.76	30.93	3	Horizontal	354	1.20	-
AV	2.454G	85.19	Inf	-Inf	31.19	3	Horizontal	354	1.20	-
AV	2.4835G	49.57	54.00	-4.43	31.30	3	Horizontal	354	1.20	-
PK	2.3656G	58.11	74.00	-15.89	30.87	3	Horizontal	354	1.20	-
PK	2.4536G	94.10	Inf	-Inf	31.19	3	Horizontal	354	1.20	-
PK	2.4835G	66.77	74.00	-7.23	31.30	3	Horizontal	354	1.20	-

802.11n HT40_Nss1,(MCS0)_1TX(Port1)

07/05/2019

2452MHz_TX

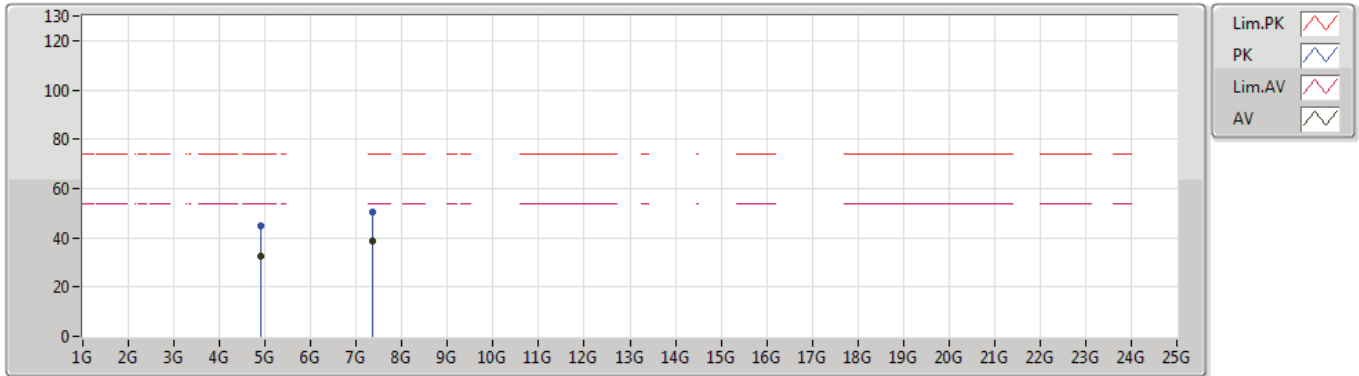


Type	Freq (Hz)	Level (dBuV/m)	Limit (dBuV/m)	Margin (dB)	Factor (dB)	Dist (m)	Condition	Azimuth (°)	Height (m)	Comment
AV	4.90592G	32.34	54.00	-21.66	1.87	3	Vertical	232	1.95	-
AV	7.34262G	38.44	54.00	-15.56	7.55	3	Vertical	60	1.01	-
PK	4.89566G	44.92	74.00	-29.08	1.85	3	Vertical	232	1.95	-
PK	7.36638G	50.75	74.00	-23.25	7.62	3	Vertical	60	1.01	-

802.11n HT40_Nss1,(MCS0)_1TX(Port1)

07/05/2019

2452MHz_TX



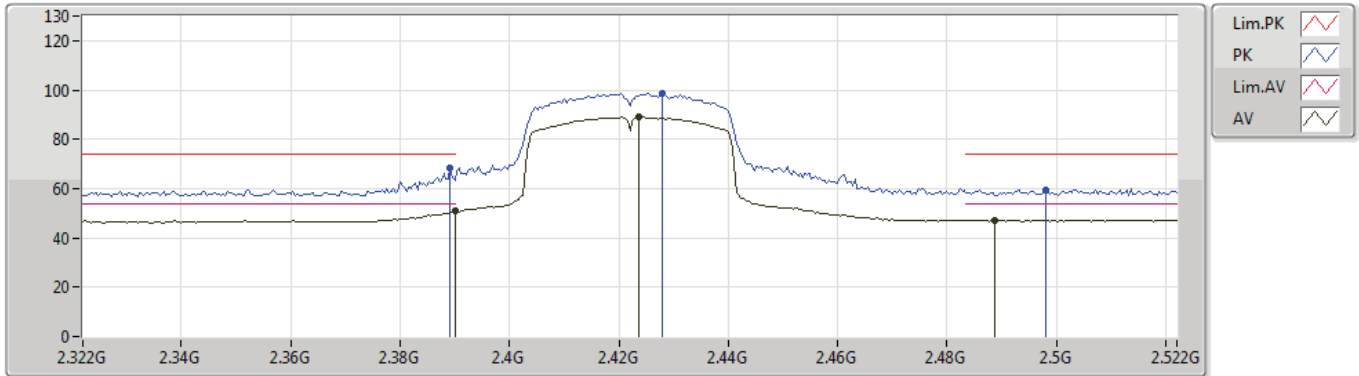
Type	Freq (Hz)	Level (dBuV/m)	Limit (dBuV/m)	Margin (dB)	Factor (dB)	Dist (m)	Condition	Azimuth (°)	Height (m)	Comment
AV	4.89158G	32.42	54.00	-21.58	1.84	3	Horizontal	337	2.17	-
AV	7.34802G	38.50	54.00	-15.50	7.57	3	Horizontal	63	1.68	-
PK	4.9043G	44.60	74.00	-29.40	1.87	3	Horizontal	337	2.17	-
PK	7.3542G	50.62	74.00	-23.38	7.58	3	Horizontal	63	1.68	-



802.11n HT40_Nss1,(MCS0)_1TX(Port2)

16/05/2019

2422MHz_TX

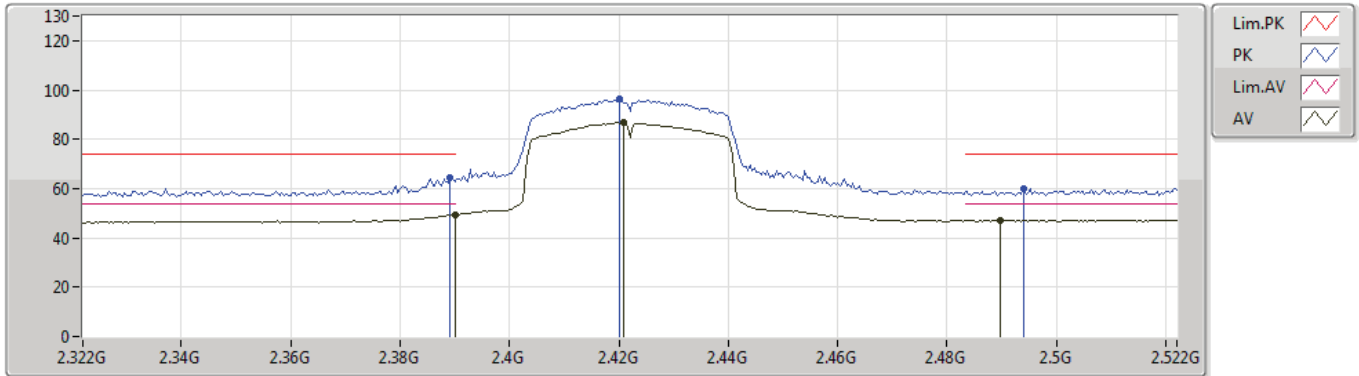


Type	Freq (Hz)	Level (dBuV/m)	Limit (dBuV/m)	Margin (dB)	Factor (dB)	Dist (m)	Condition	Azimuth (°)	Height (m)	Comment
AV	2.39G	50.85	54.00	-3.15	34.15	3	Vertical	293	1.02	-
AV	2.4236G	89.00	Inf	-Inf	34.16	3	Vertical	293	1.02	-
AV	2.4888G	47.30	54.00	-6.70	34.17	3	Vertical	293	1.02	-
PK	2.3892G	68.26	74.00	-5.74	34.15	3	Vertical	293	1.02	-
PK	2.428G	98.68	Inf	-Inf	34.16	3	Vertical	293	1.02	-
PK	2.498G	59.47	74.00	-14.53	34.18	3	Vertical	293	1.02	-

802.11n HT40_Nss1,(MCS0)_1TX(Port2)

16/05/2019

2422MHz_TX



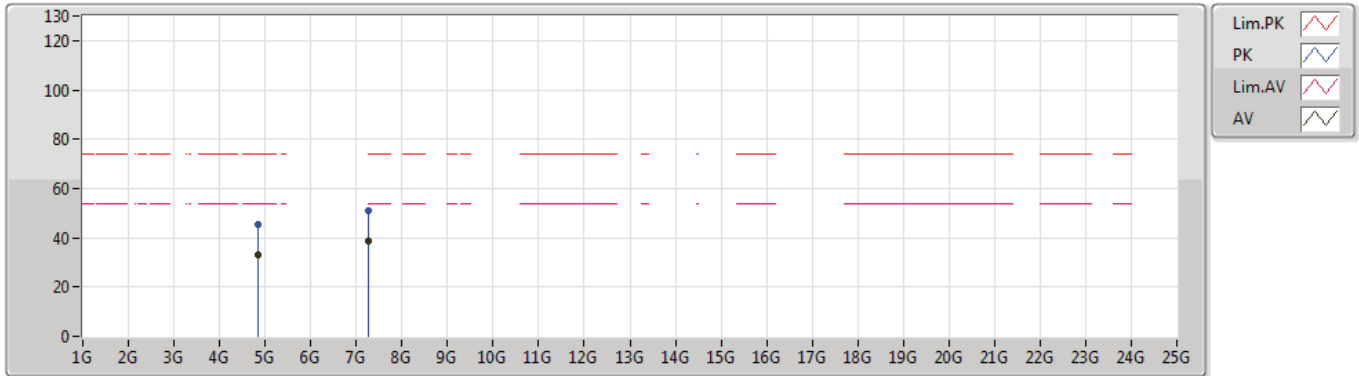
Type	Freq (Hz)	Level (dBuV/m)	Limit (dBuV/m)	Margin (dB)	Factor (dB)	Dist (m)	Condition	Azimuth (°)	Height (m)	Comment
AV	2.39G	49.28	54.00	-4.72	34.15	3	Horizontal	268	1.24	-
AV	2.4208G	86.79	Inf	-Inf	34.16	3	Horizontal	268	1.24	-
AV	2.4896G	47.12	54.00	-6.88	34.17	3	Horizontal	268	1.24	-
PK	2.3892G	64.55	74.00	-9.45	34.15	3	Horizontal	268	1.24	-
PK	2.42G	96.47	Inf	-Inf	34.16	3	Horizontal	268	1.24	-
PK	2.494G	60.18	74.00	-13.82	34.18	3	Horizontal	268	1.24	-



802.11n HT40_Nss1,(MCS0)_1TX(Port2)

16/05/2019

2422MHz_TX

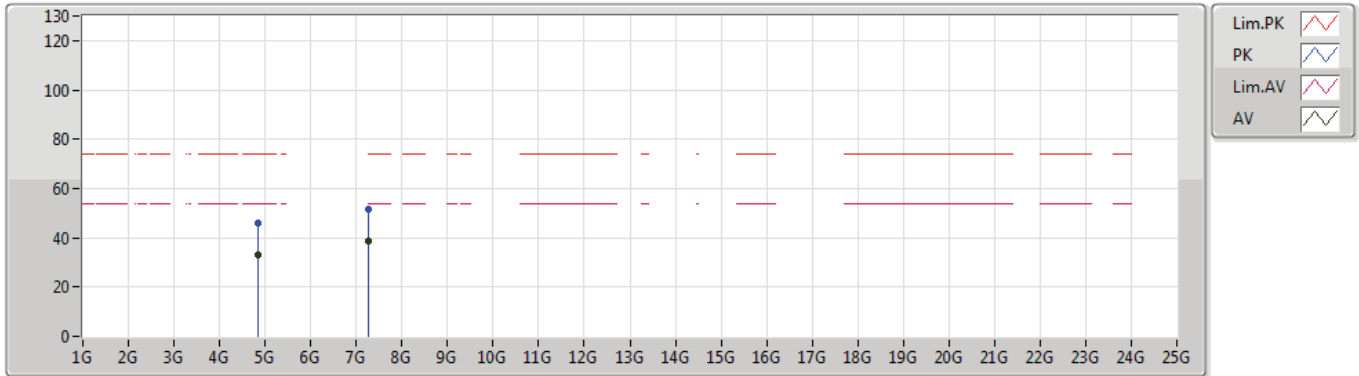


Type	Freq (Hz)	Level (dBuV/m)	Limit (dBuV/m)	Margin (dB)	Factor (dB)	Dist (m)	Condition	Azimuth (°)	Height (m)	Comment
AV	4.84428G	32.85	54.00	-21.15	-1.80	3	Vertical	229	2.16	-
AV	7.26612G	38.41	54.00	-15.59	3.74	3	Vertical	150	1.86	-
PK	4.84434G	45.24	74.00	-28.76	-1.80	3	Vertical	229	2.16	-
PK	7.26624G	50.95	74.00	-23.05	3.78	3	Vertical	150	1.86	-

802.11n HT40_Nss1,(MCS0)_1TX(Port2)

16/05/2019

2422MHz_TX

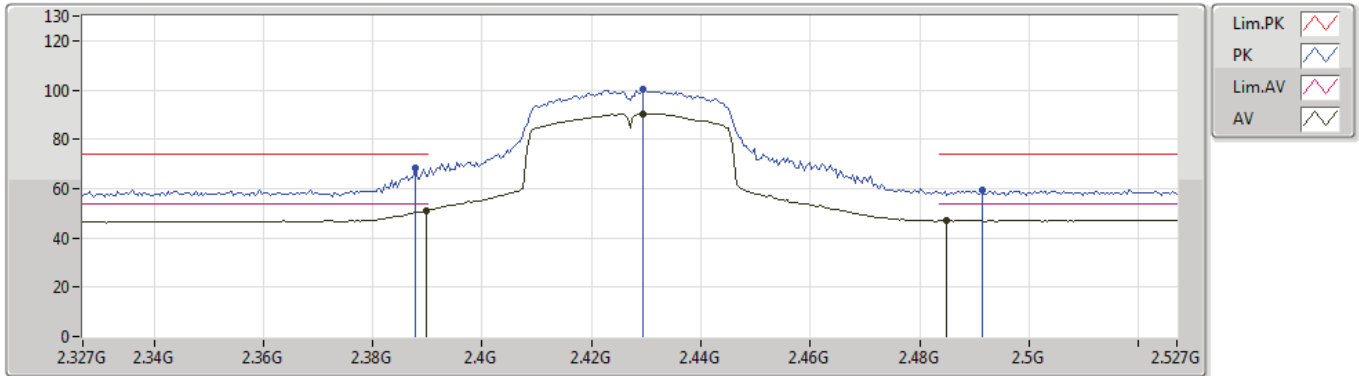


Type	Freq (Hz)	Level (dBuV/m)	Limit (dBuV/m)	Margin (dB)	Factor (dB)	Dist (m)	Condition	Azimuth (°)	Height (m)	Comment
AV	4.82948G	32.84	54.00	-21.16	-1.81	3	Horizontal	257	1.70	-
AV	7.26632G	38.43	54.00	-15.57	3.75	3	Horizontal	227	1.31	-
PK	4.83632G	46.07	74.00	-27.93	-1.78	3	Horizontal	257	1.70	-
PK	7.2654G	51.39	74.00	-22.61	3.79	3	Horizontal	227	1.31	-

802.11n HT40_Nss1,(MCS0)_1TX(Port2)

16/05/2019

2427MHz_TX

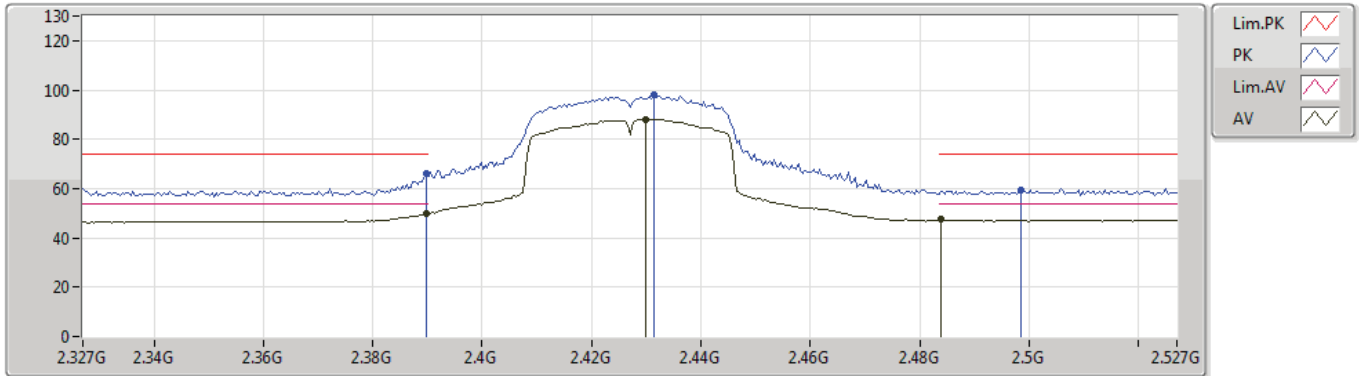


Type	Freq (Hz)	Level (dBuV/m)	Limit (dBuV/m)	Margin (dB)	Factor (dB)	Dist (m)	Condition	Azimuth (°)	Height (m)	Comment
AV	2.3898G	50.85	54.00	-3.15	34.15	3	Vertical	277	1.02	-
AV	2.4294G	90.31	Inf	-Inf	34.16	3	Vertical	277	1.02	-
AV	2.485G	47.28	54.00	-6.72	34.18	3	Vertical	277	1.02	-
PK	2.3878G	68.41	74.00	-5.59	34.15	3	Vertical	277	1.02	-
PK	2.4294G	100.42	Inf	-Inf	34.16	3	Vertical	277	1.02	-
PK	2.4914G	59.28	74.00	-14.72	34.18	3	Vertical	277	1.02	-

802.11n HT40_Nss1,(MCS0)_1TX(Port2)

16/05/2019

2427MHz_TX

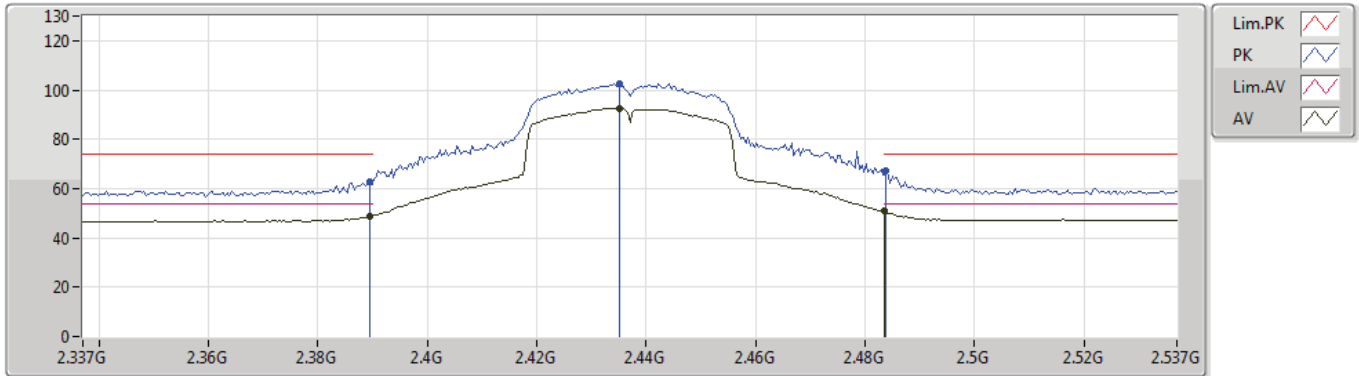


Type	Freq (Hz)	Level (dBuV/m)	Limit (dBuV/m)	Margin (dB)	Factor (dB)	Dist (m)	Condition	Azimuth (°)	Height (m)	Comment
AV	2.3898G	49.94	54.00	-4.06	34.15	3	Horizontal	267	1.02	-
AV	2.4298G	87.92	Inf	-Inf	34.16	3	Horizontal	267	1.02	-
AV	2.4838G	47.46	54.00	-6.54	34.18	3	Horizontal	267	1.02	-
PK	2.3898G	66.00	74.00	-8.00	34.15	3	Horizontal	267	1.02	-
PK	2.4314G	97.84	Inf	-Inf	34.16	3	Horizontal	267	1.02	-
PK	2.4986G	59.18	74.00	-14.82	34.18	3	Horizontal	267	1.02	-

802.11n HT40_Nss1,(MCS0)_1TX(Port2)

16/05/2019

2437MHz_TX

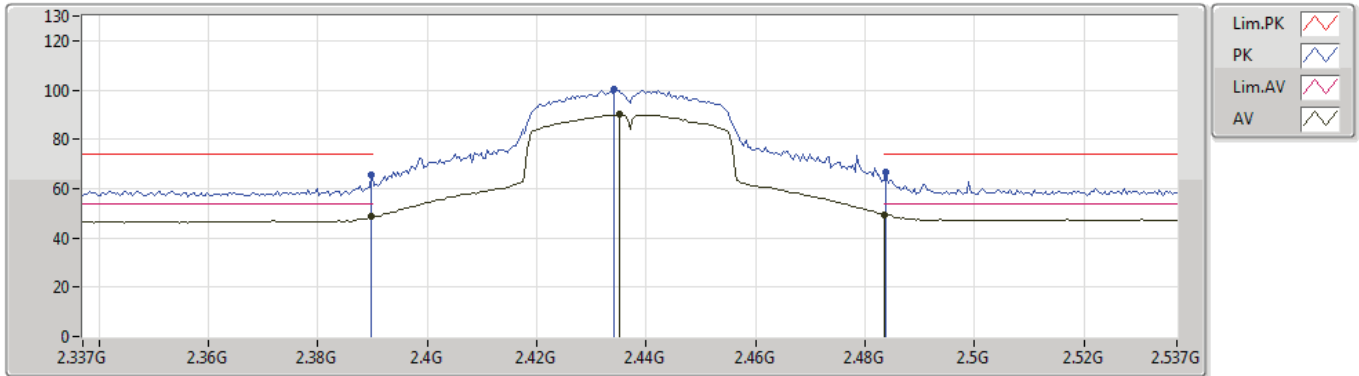


Type	Freq (Hz)	Level (dBuV/m)	Limit (dBuV/m)	Margin (dB)	Factor (dB)	Dist (m)	Condition	Azimuth (°)	Height (m)	Comment
AV	2.3894G	48.66	54.00	-5.34	34.15	3	Vertical	277	1.05	-
AV	2.435G	92.51	Inf	-Inf	34.17	3	Vertical	277	1.05	-
AV	2.4835G	50.91	54.00	-3.09	34.18	3	Vertical	277	1.05	-
PK	2.3894G	62.63	74.00	-11.37	34.15	3	Vertical	277	1.05	-
PK	2.435G	102.66	Inf	-Inf	34.17	3	Vertical	277	1.05	-
PK	2.4838G	67.07	74.00	-6.93	34.18	3	Vertical	277	1.05	-

802.11n HT40_Nss1,(MCS0)_1TX(Port2)

16/05/2019

2437MHz_TX

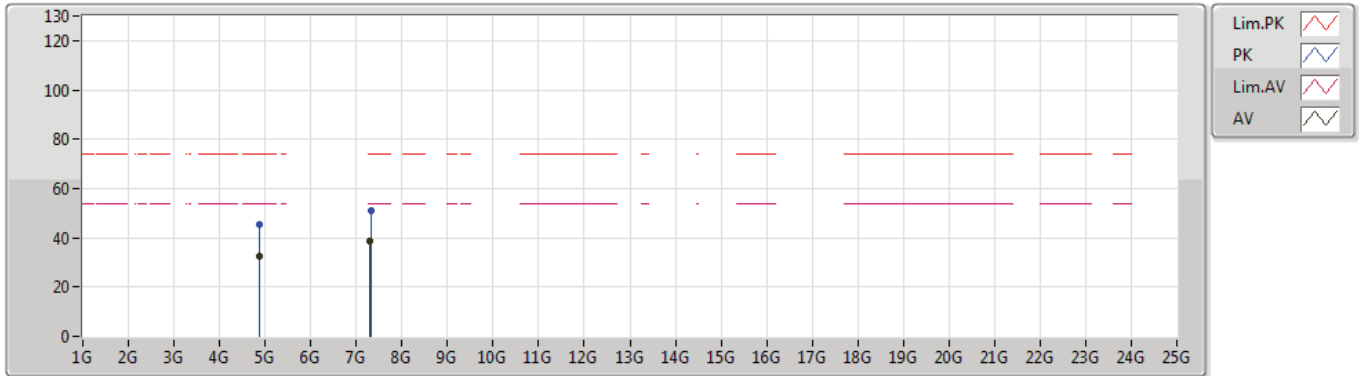


Type	Freq (Hz)	Level (dBuV/m)	Limit (dBuV/m)	Margin (dB)	Factor (dB)	Dist (m)	Condition	Azimuth (°)	Height (m)	Comment
AV	2.3898G	48.47	54.00	-5.53	34.15	3	Horizontal	268	1.01	-
AV	2.435G	89.94	Inf	-Inf	34.17	3	Horizontal	268	1.01	-
AV	2.4835G	49.54	54.00	-4.46	34.18	3	Horizontal	268	1.01	-
PK	2.3898G	65.38	74.00	-8.62	34.15	3	Horizontal	268	1.01	-
PK	2.4342G	100.09	Inf	-Inf	34.16	3	Horizontal	268	1.01	-
PK	2.4838G	66.65	74.00	-7.35	34.18	3	Horizontal	268	1.01	-

802.11n HT40_Nss1,(MCS0)_1TX(Port2)

16/05/2019

2437MHz_TX

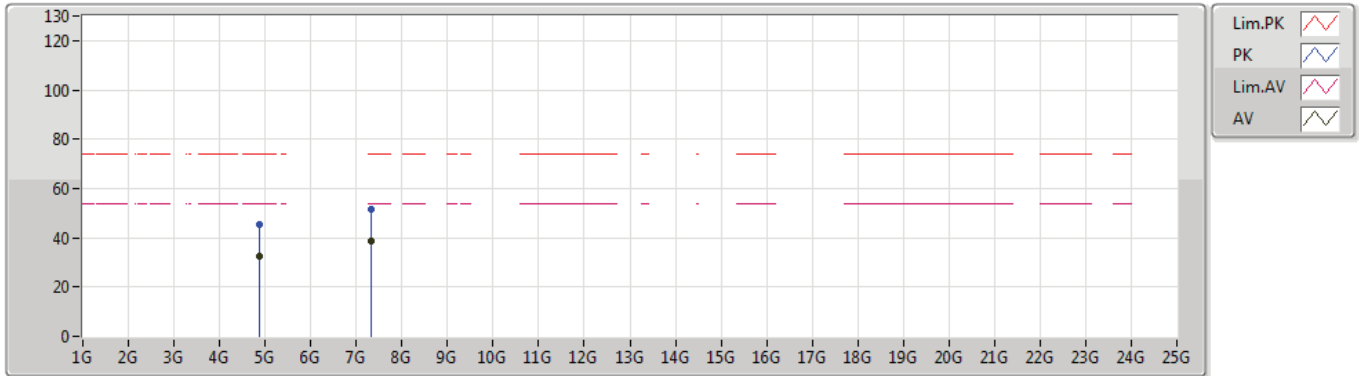


Type	Freq (Hz)	Level (dBuV/m)	Limit (dBuV/m)	Margin (dB)	Factor (dB)	Dist (m)	Condition	Azimuth (°)	Height (m)	Comment
AV	4.87476G	32.29	54.00	-21.71	-1.66	3	Vertical	139	1.65	-
AV	7.30218G	38.57	54.00	-15.43	3.89	3	Vertical	105	2.26	-
PK	4.8749G	45.24	74.00	-28.76	-1.66	3	Vertical	139	1.65	-
PK	7.31244G	51.02	74.00	-22.98	3.90	3	Vertical	105	2.26	-

802.11n HT40_Nss1,(MCS0)_1TX(Port2)

16/05/2019

2437MHz_TX

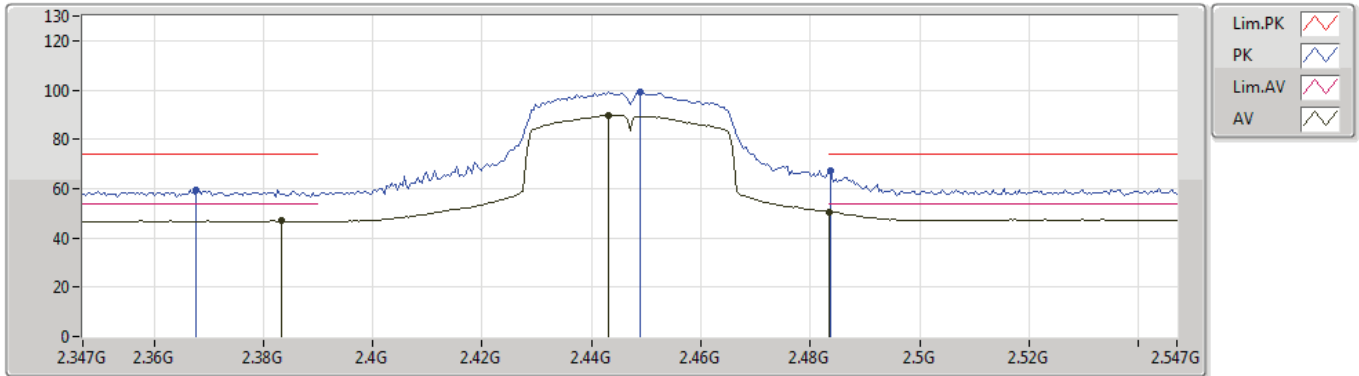


Type	Freq (Hz)	Level (dBuV/m)	Limit (dBuV/m)	Margin (dB)	Factor (dB)	Dist (m)	Condition	Azimuth (°)	Height (m)	Comment
AV	4.87456G	32.33	54.00	-21.67	-1.68	3	Horizontal	67	1.67	-
AV	7.311G	38.63	54.00	-15.37	3.93	3	Horizontal	105	1.99	-
PK	4.87454G	45.58	74.00	-28.42	-1.69	3	Horizontal	67	1.67	-
PK	7.31176G	51.36	74.00	-22.64	3.93	3	Horizontal	105	1.99	-

802.11n HT40_Nss1,(MCS0)_1TX(Port2)

16/05/2019

2447MHz_TX

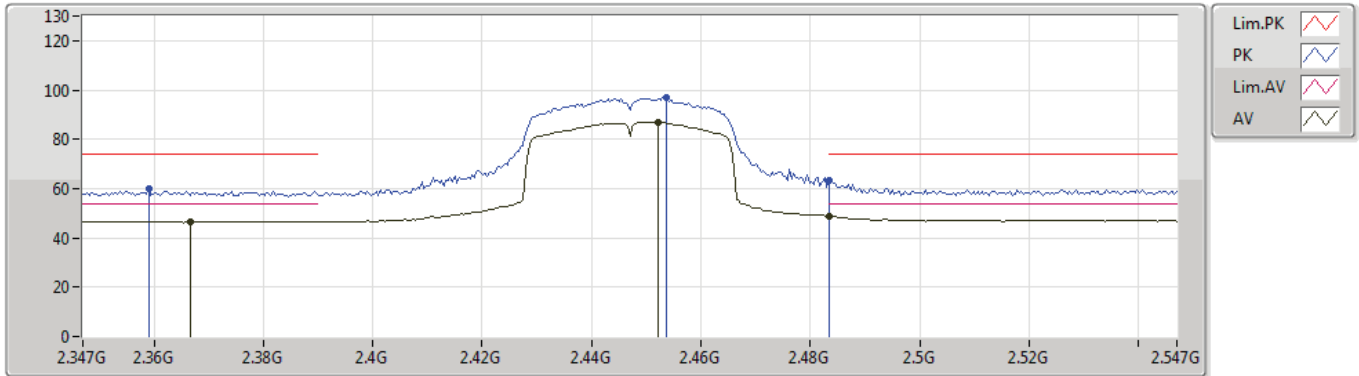


Type	Freq (Hz)	Level (dBuV/m)	Limit (dBuV/m)	Margin (dB)	Factor (dB)	Dist (m)	Condition	Azimuth (°)	Height (m)	Comment
AV	2.3834G	46.83	54.00	-7.17	34.15	3	Vertical	275	1.03	-
AV	2.443G	89.80	Inf	-Inf	34.17	3	Vertical	275	1.03	-
AV	2.4835G	50.64	54.00	-3.36	34.18	3	Vertical	275	1.03	-
PK	2.3678G	59.58	74.00	-14.42	34.15	3	Vertical	275	1.03	-
PK	2.449G	99.27	Inf	-Inf	34.17	3	Vertical	275	1.03	-
PK	2.4838G	67.34	74.00	-6.66	34.18	3	Vertical	275	1.03	-

802.11n HT40_Nss1,(MCS0)_1TX(Port2)

16/05/2019

2447MHz_TX

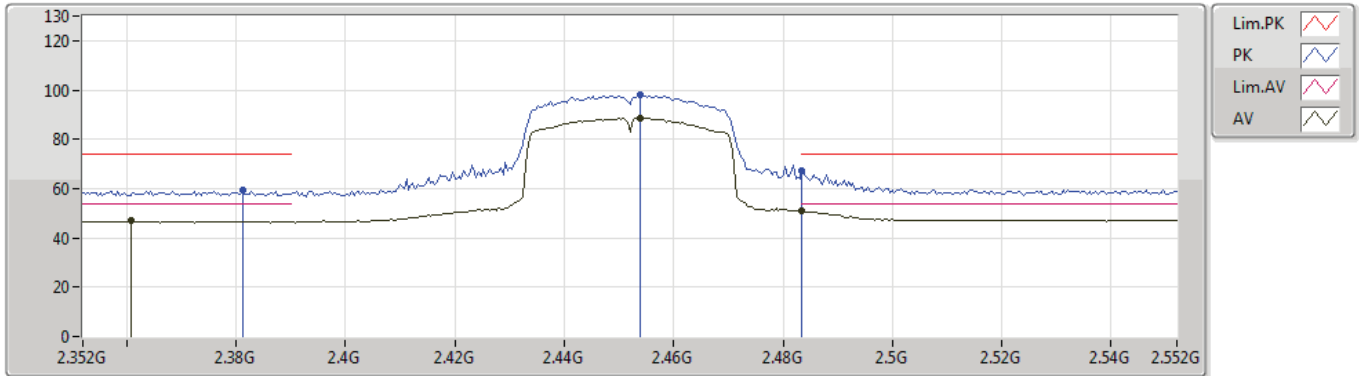


Type	Freq (Hz)	Level (dBuV/m)	Limit (dBuV/m)	Margin (dB)	Factor (dB)	Dist (m)	Condition	Azimuth (°)	Height (m)	Comment
AV	2.3666G	46.73	54.00	-7.27	34.15	3	Horizontal	267	1.20	-
AV	2.4522G	87.03	Inf	-Inf	34.17	3	Horizontal	267	1.20	-
AV	2.4835G	48.82	54.00	-5.18	34.18	3	Horizontal	267	1.20	-
PK	2.359G	59.75	74.00	-14.25	34.14	3	Horizontal	267	1.20	-
PK	2.4538G	96.76	Inf	-Inf	34.17	3	Horizontal	267	1.20	-
PK	2.4835G	63.09	74.00	-10.91	34.18	3	Horizontal	267	1.20	-

802.11n HT40_Nss1,(MCS0)_1TX(Port2)

16/05/2019

2452MHz_TX

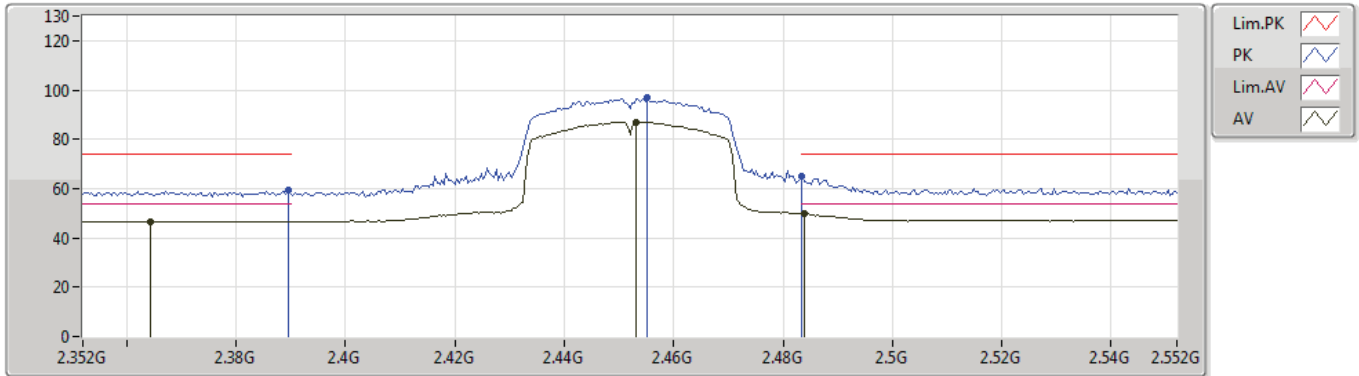


Type	Freq (Hz)	Level (dBuV/m)	Limit (dBuV/m)	Margin (dB)	Factor (dB)	Dist (m)	Condition	Azimuth (°)	Height (m)	Comment
AV	2.3608G	46.87	54.00	-7.13	34.15	3	Vertical	287	1.49	-
AV	2.454G	88.69	Inf	-Inf	34.17	3	Vertical	287	1.49	-
AV	2.4835G	50.75	54.00	-3.25	34.18	3	Vertical	287	1.49	-
PK	2.3812G	59.17	74.00	-14.83	34.15	3	Vertical	287	1.49	-
PK	2.454G	98.04	Inf	-Inf	34.17	3	Vertical	287	1.49	-
PK	2.4835G	67.42	74.00	-6.58	34.18	3	Vertical	287	1.49	-

802.11n HT40_Nss1,(MCS0)_1TX(Port2)

16/05/2019

2452MHz_TX

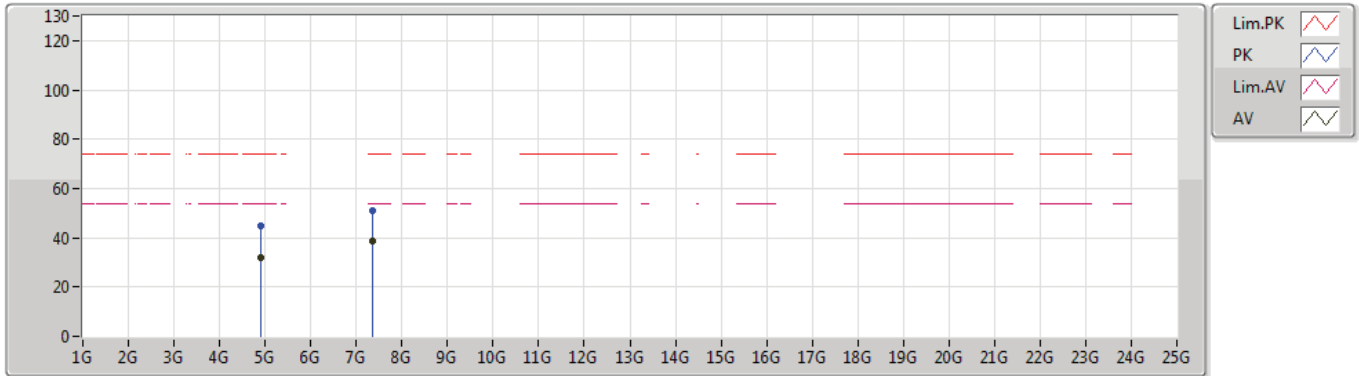


Type	Freq (Hz)	Level (dBuV/m)	Limit (dBuV/m)	Margin (dB)	Factor (dB)	Dist (m)	Condition	Azimuth (°)	Height (m)	Comment
AV	2.3644G	46.73	54.00	-7.27	34.14	3	Horizontal	266	1.20	-
AV	2.4532G	87.13	Inf	-Inf	34.17	3	Horizontal	266	1.20	-
AV	2.484G	49.95	54.00	-4.05	34.18	3	Horizontal	266	1.20	-
PK	2.3896G	59.26	74.00	-14.74	34.15	3	Horizontal	266	1.20	-
PK	2.4552G	96.73	Inf	-Inf	34.16	3	Horizontal	266	1.20	-
PK	2.4835G	65.05	74.00	-8.95	34.18	3	Horizontal	266	1.20	-

802.11n HT40_Nss1,(MCS0)_1TX(Port2)

16/05/2019

2452MHz_TX

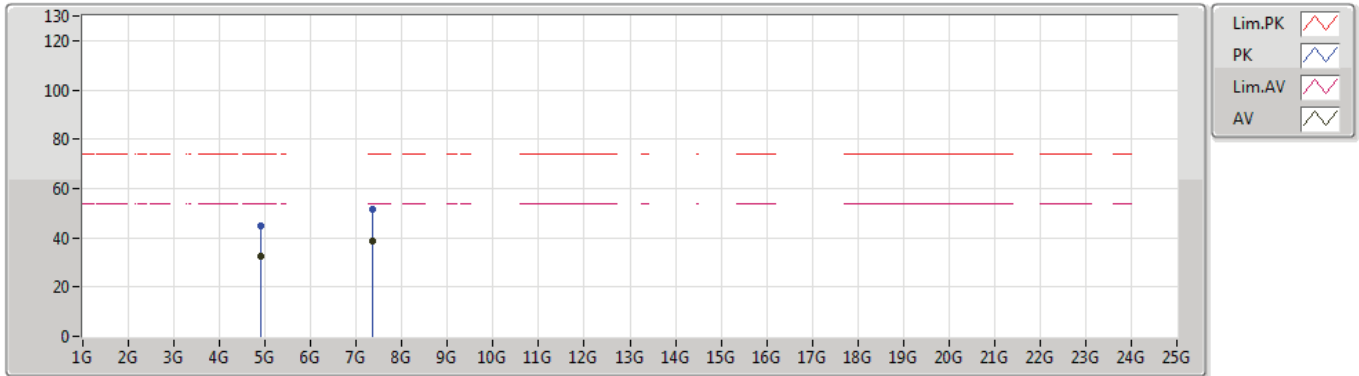


Type	Freq (Hz)	Level (dBuV/m)	Limit (dBuV/m)	Margin (dB)	Factor (dB)	Dist (m)	Condition	Azimuth (°)	Height (m)	Comment
AV	4.9042G	32.15	54.00	-21.85	-1.56	3	Vertical	44	1.89	-
AV	7.35637G	38.84	54.00	-15.16	4.03	3	Vertical	203	1.94	-
PK	4.9073G	44.85	74.00	-29.15	-1.55	3	Vertical	44	1.89	-
PK	7.35658G	51.26	74.00	-22.74	4.03	3	Vertical	203	1.94	-

802.11n HT40_Nss1,(MCS0)_1TX(Port2)

16/05/2019

2452MHz_TX



Type	Freq (Hz)	Level (dBuV/m)	Limit (dBuV/m)	Margin (dB)	Factor (dB)	Dist (m)	Condition	Azimuth (°)	Height (m)	Comment
AV	4.90406G	32.34	54.00	-21.66	-1.56	3	Horizontal	228	2.45	-
AV	7.35658G	38.87	54.00	-15.13	4.03	3	Horizontal	281	2.22	-
PK	4.90454G	44.91	74.00	-29.09	-1.56	3	Horizontal	228	2.45	-
PK	7.35662G	51.31	74.00	-22.69	4.03	3	Horizontal	281	2.22	-