



(Repeater)

Type 1 Radar Statistical Performance					
Trial Number	Pulse Width (us)	PRI (us)	Number of Pulses	Waveform Length(us)	1=Detection Blank=No Detection
1	1	938	57	53466	1
2	1	698	76	53048	1
3	1	618	86	53148	1
4	1	538	99	53262	1
5	1	878	61	53558	1
6	1	3066	18	55188	1
7	1	638	83	52954	1
8	1	918	58	53244	1
9	1	838	63	52794	1
10	1	858	62	53196	1
11	1	798	67	53466	1
12	1	718	74	53132	1
13	1	578	92	53176	1
14	1	598	89	53222	1
15	1	558	95	53010	0
16	1	2536	21	53256	1
17	1	966	55	53130	0
18	1	827	64	52928	1
19	1	2501	22	55022	1
20	1	2595	21	54495	0
21	1	1114	48	53472	1
22	1	1302	41	53382	1
23	1	3045	18	54810	0
24	1	1624	33	53592	1
25	1	2878	19	54682	1
26	1	1027	52	53404	1
27	1	2485	22	54670	1
28	1	1600	33	52800	1
29	1	1172	46	53912	1
30	1	1177	45	52965	1
Detection Percentage				Limit >60%	87%



Type 2 Radar Statistical Performance					
Trial Number	Pulse Width (us)	PRI (us)	Number of Pulses	Waveform Length(us)	1=Detection Blank=No Detection
1	3.2	179	26	4654	1
2	1.1	207	23	4761	1
3	2.1	230	24	5520	1
4	4.8	200	29	5800	1
5	3.9	214	28	5992	1
6	2.9	222	26	5772	0
7	3.2	204	26	5304	1
8	2.5	192	25	4800	1
9	3.1	164	26	4264	0
10	1.2	156	23	3588	1
11	3.9	210	27	5670	1
12	4.6	201	29	5829	1
13	3.2	162	26	4212	1
14	2.2	197	25	4925	1
15	4.5	163	29	4727	1
16	3	203	26	5278	1
17	5	168	29	4872	1
18	2.4	217	25	5425	1
19	2.9	191	26	4966	1
20	2.3	166	25	4150	1
21	3.7	150	27	4050	1
22	2.2	176	25	4400	1
23	4.9	195	29	5655	1
24	2.9	202	26	5252	1
25	2.5	178	25	4450	1
26	1.1	206	23	4738	0
27	3.8	155	27	4185	1
28	4.7	157	29	4553	1
29	2.4	224	25	5600	0
30	4.2	159	28	4452	1
Detection Percentage				Limit >60%	87%



Type 3 Radar Statistical Performance					
Trial Number	Pulse Width (us)	PRI (us)	Number of Pulses	Waveform Length(us)	1=Detection Blank=No Detection
1	8.2	355	17	6035	1
2	6.1	487	16	7792	1
3	7.1	344	16	5504	1
4	9.8	288	18	5184	0
5	8.9	230	18	4140	1
6	7.9	432	17	7344	0
7	8.2	207	17	3519	1
8	7.5	443	17	7531	1
9	8.1	439	17	7463	1
10	6.2	223	16	3568	0
11	8.9	208	18	3744	1
12	9.6	463	18	8334	1
13	8.2	441	17	7497	1
14	7.2	323	16	5168	1
15	9.5	297	18	5346	1
16	8	412	17	7004	0
17	10	324	18	5832	1
18	7.4	271	17	4607	1
19	7.9	349	17	5933	1
20	7.3	409	16	6544	1
21	8.7	373	18	6714	1
22	7.2	254	16	4064	1
23	9.9	274	18	4932	1
24	7.9	278	17	4726	1
25	7.5	317	17	5389	1
26	6.1	260	16	4160	1
27	8.8	211	18	3798	1
28	9.7	272	18	4896	1
29	7.4	264	17	4488	1
30	9.2	284	18	5112	1
Detection Percentage				Limit >60%	87%



Type 4 Radar Statistical Performance					
Trial Number	Pulse Width (us)	PRI (us)	Number of Pulses	Waveform Length(us)	1=Detection Blank=No Detection
1	16	355	14	4970	1
2	11.3	487	12	5844	1
3	13.5	344	13	4472	1
4	19.4	288	16	4608	1
5	17.5	230	15	3450	0
6	15.3	432	14	6048	1
7	15.9	207	14	2898	1
8	14.3	443	13	5759	0
9	15.8	439	14	6146	1
10	11.5	223	12	2676	0
11	17.4	208	15	3120	1
12	19	463	16	7408	1
13	16	441	14	6174	0
14	13.8	323	13	4199	0
15	18.9	297	16	4752	1
16	15.5	412	14	5768	1
17	19.9	324	16	5184	1
18	14.1	271	13	3523	1
19	15.2	349	14	4886	0
20	13.8	409	13	5317	0
21	17.1	373	15	5595	1
22	13.8	254	13	3302	0
23	19.8	274	16	4384	1
24	15.3	278	14	3892	1
25	14.5	317	13	4121	0
26	11.3	260	12	3120	0
27	17.3	211	15	3165	1
28	19.2	272	16	4352	1
29	14.2	264	13	3432	1
30	18.2	284	15	4260	1
Detection Percentage				Limit >60%	67%

In addition an average minimum percentage of successful detection across all four

Short pulse radar test waveforms is as follows: $\frac{P_d1+P_d2+P_d3+P_d4}{4} =$

$(87\%+87\%+87\%+67\%)/4 = 82\% (>80\%)$



Type 5 Radar Statistical Performance		
Trial Number	1=Detection Blank=No Detection	
1	1	
2	1	
3	1	
4	1	
5	1	
6	1	
7	1	
8	1	
9	1	
10	1	
11	1	
12	1	
13	1	
14	1	
15	1	
16	1	
17	1	
18	1	
19	1	
20	1	
21	1	
22	1	
23	1	
24	1	
25	1	
26	1	
27	1	
28	1	
29	1	
30	1	
Detection Percentage	Limit >80%	100%

See the type 5 Radar Characteristics at the Section 5.9.2 of this report



Type 6 Radar Statistical Performance					
Trial Number	Pulse Width (us)	PRI (us)	Number of Pulses	Waveform Length(us)	1=Detection Blank=No Detection
1	1	333.335	9	0.3333	1
2	1	333.335	9	0.3333	0
3	1	333.335	9	0.3333	1
4	1	333.335	9	0.3333	1
5	1	333.335	9	0.3333	1
6	1	333.335	9	0.3333	1
7	1	333.335	9	0.3333	1
8	1	333.335	9	0.3333	1
9	1	333.335	9	0.3333	1
10	1	333.335	9	0.3333	1
11	1	333.335	9	0.3333	1
12	1	333.335	9	0.3333	1
13	1	333.335	9	0.3333	1
14	1	333.335	9	0.3333	1
15	1	333.335	9	0.3333	1
16	1	333.335	9	0.3333	1
17	1	333.335	9	0.3333	1
18	1	333.335	9	0.3333	1
19	1	333.335	9	0.3333	1
20	1	333.335	9	0.3333	1
21	1	333.335	9	0.3333	1
22	1	333.335	9	0.3333	1
23	1	333.335	9	0.3333	1
24	1	333.335	9	0.3333	1
25	1	333.335	9	0.3333	1
26	1	333.335	9	0.3333	1
27	1	333.335	9	0.3333	1
28	1	333.335	9	0.3333	1
29	1	333.335	9	0.3333	1
30	1	333.335	9	0.3333	1
Detection Percentage				Limit >70%	97%



For 802.11ac-VHT40, Band 3

(Master)

Type 1 Radar Statistical Performance					
Trial Number	Pulse Width (us)	PRI (us)	Number of Pulses	Waveform Length(us)	1=Detection Blank=No Detection
1	1	938	57	53466	0
2	1	698	76	53048	1
3	1	618	86	53148	1
4	1	538	99	53262	1
5	1	878	61	53558	1
6	1	3066	18	55188	1
7	1	638	83	52954	1
8	1	918	58	53244	1
9	1	838	63	52794	1
10	1	858	62	53196	1
11	1	798	67	53466	1
12	1	718	74	53132	1
13	1	578	92	53176	1
14	1	598	89	53222	1
15	1	558	95	53010	1
16	1	2536	21	53256	1
17	1	966	55	53130	1
18	1	827	64	52928	1
19	1	2501	22	55022	1
20	1	2595	21	54495	1
21	1	1114	48	53472	1
22	1	1302	41	53382	1
23	1	3045	18	54810	1
24	1	1624	33	53592	1
25	1	2878	19	54682	1
26	1	1027	52	53404	1
27	1	2485	22	54670	1
28	1	1600	33	52800	1
29	1	1172	46	53912	0
30	1	1177	45	52965	1
Detection Percentage				Limit >60%	93%



Type 2 Radar Statistical Performance					
Trial Number	Pulse Width (us)	PRI (us)	Number of Pulses	Waveform Length(us)	1=Detection Blank=No Detection
1	3.2	179	26	4654	0
2	1.1	207	23	4761	1
3	2.1	230	24	5520	1
4	4.8	200	29	5800	1
5	3.9	214	28	5992	1
6	2.9	222	26	5772	1
7	3.2	204	26	5304	0
8	2.5	192	25	4800	1
9	3.1	164	26	4264	1
10	1.2	156	23	3588	1
11	3.9	210	27	5670	1
12	4.6	201	29	5829	1
13	3.2	162	26	4212	1
14	2.2	197	25	4925	1
15	4.5	163	29	4727	1
16	3	203	26	5278	1
17	5	168	29	4872	1
18	2.4	217	25	5425	1
19	2.9	191	26	4966	1
20	2.3	166	25	4150	1
21	3.7	150	27	4050	1
22	2.2	176	25	4400	1
23	4.9	195	29	5655	1
24	2.9	202	26	5252	1
25	2.5	178	25	4450	1
26	1.1	206	23	4738	1
27	3.8	155	27	4185	1
28	4.7	157	29	4553	1
29	2.4	224	25	5600	1
30	4.2	159	28	4452	1
Detection Percentage				Limit >60%	93%



Type 3 Radar Statistical Performance					
Trial Number	Pulse Width (us)	PRI (us)	Number of Pulses	Waveform Length(us)	1=Detection Blank=No Detection
1	8.2	355	17	6035	1
2	6.1	487	16	7792	1
3	7.1	344	16	5504	1
4	9.8	288	18	5184	1
5	8.9	230	18	4140	1
6	7.9	432	17	7344	1
7	8.2	207	17	3519	1
8	7.5	443	17	7531	1
9	8.1	439	17	7463	1
10	6.2	223	16	3568	1
11	8.9	208	18	3744	1
12	9.6	463	18	8334	0
13	8.2	441	17	7497	1
14	7.2	323	16	5168	1
15	9.5	297	18	5346	1
16	8	412	17	7004	1
17	10	324	18	5832	1
18	7.4	271	17	4607	1
19	7.9	349	17	5933	0
20	7.3	409	16	6544	1
21	8.7	373	18	6714	1
22	7.2	254	16	4064	1
23	9.9	274	18	4932	1
24	7.9	278	17	4726	1
25	7.5	317	17	5389	1
26	6.1	260	16	4160	1
27	8.8	211	18	3798	1
28	9.7	272	18	4896	1
29	7.4	264	17	4488	1
30	9.2	284	18	5112	1
Detection Percentage				Limit >60%	93%



Type 4 Radar Statistical Performance					
Trial Number	Pulse Width (us)	PRI (us)	Number of Pulses	Waveform Length(us)	1=Detection Blank=No Detection
1	16	355	14	4970	1
2	11.3	487	12	5844	1
3	13.5	344	13	4472	1
4	19.4	288	16	4608	1
5	17.5	230	15	3450	1
6	15.3	432	14	6048	0
7	15.9	207	14	2898	1
8	14.3	443	13	5759	1
9	15.8	439	14	6146	1
10	11.5	223	12	2676	1
11	17.4	208	15	3120	1
12	19	463	16	7408	1
13	16	441	14	6174	1
14	13.8	323	13	4199	1
15	18.9	297	16	4752	0
16	15.5	412	14	5768	1
17	19.9	324	16	5184	1
18	14.1	271	13	3523	1
19	15.2	349	14	4886	1
20	13.8	409	13	5317	1
21	17.1	373	15	5595	1
22	13.8	254	13	3302	0
23	19.8	274	16	4384	1
24	15.3	278	14	3892	1
25	14.5	317	13	4121	1
26	11.3	260	12	3120	1
27	17.3	211	15	3165	1
28	19.2	272	16	4352	1
29	14.2	264	13	3432	1
30	18.2	284	15	4260	1
Detection Percentage				Limit >60%	90%

In addition an average minimum percentage of successful detection across all four

Short pulse radar test waveforms is as follows: $\frac{P_d1+P_d2+P_d3+P_d4}{4} =$

$(93\%+93\%+93\%+90\%)/4 = 93\% (>80\%)$



Type 5 Radar Statistical Performance		
Trial Number	1=Detection Blank=No Detection	
1	1	
2	1	
3	0	
4	1	
5	1	
6	1	
7	1	
8	1	
9	1	
10	1	
11	1	
12	1	
13	1	
14	1	
15	1	
16	1	
17	1	
18	1	
19	1	
20	1	
21	1	
22	1	
23	1	
24	1	
25	1	
26	1	
27	1	
28	1	
29	1	
30	1	
Detection Percentage	Limit >80%	97%

See the type 5 Radar Characteristics at the Section 5.9.2 of this report



Type 6 Radar Statistical Performance					
Trial Number	Pulse Width (us)	PRI (us)	Number of Pulses	Waveform Length(us)	1=Detection Blank=No Detection
1	1	333.335	9	0.3333	1
2	1	333.335	9	0.3333	1
3	1	333.335	9	0.3333	1
4	1	333.335	9	0.3333	1
5	1	333.335	9	0.3333	1
6	1	333.335	9	0.3333	1
7	1	333.335	9	0.3333	0
8	1	333.335	9	0.3333	1
9	1	333.335	9	0.3333	1
10	1	333.335	9	0.3333	1
11	1	333.335	9	0.3333	1
12	1	333.335	9	0.3333	1
13	1	333.335	9	0.3333	1
14	1	333.335	9	0.3333	1
15	1	333.335	9	0.3333	1
16	1	333.335	9	0.3333	1
17	1	333.335	9	0.3333	1
18	1	333.335	9	0.3333	1
19	1	333.335	9	0.3333	1
20	1	333.335	9	0.3333	1
21	1	333.335	9	0.3333	1
22	1	333.335	9	0.3333	1
23	1	333.335	9	0.3333	1
24	1	333.335	9	0.3333	1
25	1	333.335	9	0.3333	1
26	1	333.335	9	0.3333	1
27	1	333.335	9	0.3333	1
28	1	333.335	9	0.3333	1
29	1	333.335	9	0.3333	1
30	1	333.335	9	0.3333	1
Detection Percentage				Limit >70%	97%



(Repeater)

Type 1 Radar Statistical Performance					
Trial Number	Pulse Width (us)	PRI (us)	Number of Pulses	Waveform Length(us)	1=Detection Blank=No Detection
1	1	938	57	53466	1
2	1	698	76	53048	1
3	1	618	86	53148	1
4	1	538	99	53262	1
5	1	878	61	53558	1
6	1	3066	18	55188	1
7	1	638	83	52954	0
8	1	918	58	53244	1
9	1	838	63	52794	1
10	1	858	62	53196	1
11	1	798	67	53466	1
12	1	718	74	53132	1
13	1	578	92	53176	1
14	1	598	89	53222	1
15	1	558	95	53010	1
16	1	2536	21	53256	1
17	1	966	55	53130	1
18	1	827	64	52928	1
19	1	2501	22	55022	1
20	1	2595	21	54495	1
21	1	1114	48	53472	1
22	1	1302	41	53382	1
23	1	3045	18	54810	1
24	1	1624	33	53592	1
25	1	2878	19	54682	1
26	1	1027	52	53404	1
27	1	2485	22	54670	1
28	1	1600	33	52800	1
29	1	1172	46	53912	1
30	1	1177	45	52965	0
Detection Percentage				Limit >60%	93%



Type 2 Radar Statistical Performance					
Trial Number	Pulse Width (us)	PRI (us)	Number of Pulses	Waveform Length(us)	1=Detection Blank=No Detection
1	3.2	179	26	4654	1
2	1.1	207	23	4761	1
3	2.1	230	24	5520	1
4	4.8	200	29	5800	0
5	3.9	214	28	5992	1
6	2.9	222	26	5772	1
7	3.2	204	26	5304	1
8	2.5	192	25	4800	1
9	3.1	164	26	4264	1
10	1.2	156	23	3588	1
11	3.9	210	27	5670	0
12	4.6	201	29	5829	1
13	3.2	162	26	4212	1
14	2.2	197	25	4925	1
15	4.5	163	29	4727	1
16	3	203	26	5278	1
17	5	168	29	4872	1
18	2.4	217	25	5425	1
19	2.9	191	26	4966	1
20	2.3	166	25	4150	0
21	3.7	150	27	4050	1
22	2.2	176	25	4400	1
23	4.9	195	29	5655	1
24	2.9	202	26	5252	0
25	2.5	178	25	4450	1
26	1.1	206	23	4738	1
27	3.8	155	27	4185	1
28	4.7	157	29	4553	0
29	2.4	224	25	5600	1
30	4.2	159	28	4452	1
Detection Percentage				Limit >60%	83%



Type 3 Radar Statistical Performance					
Trial Number	Pulse Width (us)	PRI (us)	Number of Pulses	Waveform Length(us)	1=Detection Blank=No Detection
1	8.2	355	17	6035	1
2	6.1	487	16	7792	1
3	7.1	344	16	5504	0
4	9.8	288	18	5184	1
5	8.9	230	18	4140	1
6	7.9	432	17	7344	1
7	8.2	207	17	3519	1
8	7.5	443	17	7531	1
9	8.1	439	17	7463	1
10	6.2	223	16	3568	0
11	8.9	208	18	3744	1
12	9.6	463	18	8334	1
13	8.2	441	17	7497	1
14	7.2	323	16	5168	1
15	9.5	297	18	5346	1
16	8	412	17	7004	0
17	10	324	18	5832	1
18	7.4	271	17	4607	1
19	7.9	349	17	5933	1
20	7.3	409	16	6544	0
21	8.7	373	18	6714	0
22	7.2	254	16	4064	1
23	9.9	274	18	4932	1
24	7.9	278	17	4726	0
25	7.5	317	17	5389	0
26	6.1	260	16	4160	1
27	8.8	211	18	3798	1
28	9.7	272	18	4896	1
29	7.4	264	17	4488	0
30	9.2	284	18	5112	0
Detection Percentage				Limit >60%	70%



Type 4 Radar Statistical Performance					
Trial Number	Pulse Width (us)	PRI (us)	Number of Pulses	Waveform Length(us)	1=Detection Blank=No Detection
1	16	355	14	4970	1
2	11.3	487	12	5844	1
3	13.5	344	13	4472	1
4	19.4	288	16	4608	1
5	17.5	230	15	3450	0
6	15.3	432	14	6048	1
7	15.9	207	14	2898	0
8	14.3	443	13	5759	1
9	15.8	439	14	6146	1
10	11.5	223	12	2676	0
11	17.4	208	15	3120	1
12	19	463	16	7408	0
13	16	441	14	6174	0
14	13.8	323	13	4199	1
15	18.9	297	16	4752	1
16	15.5	412	14	5768	1
17	19.9	324	16	5184	1
18	14.1	271	13	3523	1
19	15.2	349	14	4886	1
20	13.8	409	13	5317	1
21	17.1	373	15	5595	1
22	13.8	254	13	3302	1
23	19.8	274	16	4384	1
24	15.3	278	14	3892	1
25	14.5	317	13	4121	1
26	11.3	260	12	3120	1
27	17.3	211	15	3165	0
28	19.2	272	16	4352	1
29	14.2	264	13	3432	1
30	18.2	284	15	4260	1
Detection Percentage				Limit >60%	80%

In addition an average minimum percentage of successful detection across all four

Short pulse radar test waveforms is as follows: $\frac{P_d1+P_d2+P_d3+P_d4}{4} =$

$(93\%+83\%+70\%+80\%)/4 = 82\% (>80\%)$



Type 5 Radar Statistical Performance		
Trial Number	1=Detection Blank=No Detection	
1	1	
2	1	
3	1	
4	1	
5	1	
6	1	
7	1	
8	1	
9	1	
10	1	
11	1	
12	1	
13	1	
14	1	
15	1	
16	1	
17	1	
18	1	
19	1	
20	1	
21	1	
22	1	
23	1	
24	1	
25	1	
26	1	
27	1	
28	1	
29	1	
30	1	
Detection Percentage	Limit >80%	100%

See the type 5 Radar Characteristics at the Section 5.9.2 of this report



Type 6 Radar Statistical Performance					
Trial Number	Pulse Width (us)	PRI (us)	Number of Pulses	Waveform Length(us)	1=Detection Blank=No Detection
1	1	333.335	9	0.3333	1
2	1	333.335	9	0.3333	1
3	1	333.335	9	0.3333	1
4	1	333.335	9	0.3333	1
5	1	333.335	9	0.3333	1
6	1	333.335	9	0.3333	1
7	1	333.335	9	0.3333	0
8	1	333.335	9	0.3333	1
9	1	333.335	9	0.3333	1
10	1	333.335	9	0.3333	1
11	1	333.335	9	0.3333	1
12	1	333.335	9	0.3333	1
13	1	333.335	9	0.3333	1
14	1	333.335	9	0.3333	1
15	1	333.335	9	0.3333	1
16	1	333.335	9	0.3333	1
17	1	333.335	9	0.3333	1
18	1	333.335	9	0.3333	1
19	1	333.335	9	0.3333	1
20	1	333.335	9	0.3333	0
21	1	333.335	9	0.3333	1
22	1	333.335	9	0.3333	1
23	1	333.335	9	0.3333	1
24	1	333.335	9	0.3333	1
25	1	333.335	9	0.3333	1
26	1	333.335	9	0.3333	1
27	1	333.335	9	0.3333	1
28	1	333.335	9	0.3333	1
29	1	333.335	9	0.3333	1
30	1	333.335	9	0.3333	1
Detection Percentage				Limit >70%	93%



For 802.11ac VHT80, Band 2

(Master)

Type 1 Radar Statistical Performance					
Trial Number	Pulse Width (us)	PRI (us)	Number of Pulses	Waveform Length(us)	1=Detection Blank=No Detection
1	1	938	57	53466	1
2	1	698	76	53048	1
3	1	618	86	53148	1
4	1	538	99	53262	1
5	1	878	61	53558	1
6	1	3066	18	55188	0
7	1	638	83	52954	1
8	1	918	58	53244	1
9	1	838	63	52794	1
10	1	858	62	53196	1
11	1	798	67	53466	0
12	1	718	74	53132	1
13	1	578	92	53176	1
14	1	598	89	53222	1
15	1	558	95	53010	1
16	1	2536	21	53256	1
17	1	966	55	53130	1
18	1	827	64	52928	1
19	1	2501	22	55022	1
20	1	2595	21	54495	1
21	1	1114	48	53472	1
22	1	1302	41	53382	1
23	1	3045	18	54810	1
24	1	1624	33	53592	1
25	1	2878	19	54682	1
26	1	1027	52	53404	1
27	1	2485	22	54670	1
28	1	1600	33	52800	1
29	1	1172	46	53912	1
30	1	1177	45	52965	1
Detection Percentage				Limit >60%	93%



Type 2 Radar Statistical Performance					
Trial Number	Pulse Width (us)	PRI (us)	Number of Pulses	Waveform Length(us)	1=Detection Blank=No Detection
1	3.2	179	26	4654	0
2	1.1	207	23	4761	1
3	2.1	230	24	5520	0
4	4.8	200	29	5800	1
5	3.9	214	28	5992	1
6	2.9	222	26	5772	1
7	3.2	204	26	5304	1
8	2.5	192	25	4800	1
9	3.1	164	26	4264	1
10	1.2	156	23	3588	1
11	3.9	210	27	5670	1
12	4.6	201	29	5829	1
13	3.2	162	26	4212	1
14	2.2	197	25	4925	1
15	4.5	163	29	4727	1
16	3	203	26	5278	1
17	5	168	29	4872	1
18	2.4	217	25	5425	1
19	2.9	191	26	4966	1
20	2.3	166	25	4150	1
21	3.7	150	27	4050	1
22	2.2	176	25	4400	1
23	4.9	195	29	5655	1
24	2.9	202	26	5252	1
25	2.5	178	25	4450	1
26	1.1	206	23	4738	1
27	3.8	155	27	4185	1
28	4.7	157	29	4553	1
29	2.4	224	25	5600	1
30	4.2	159	28	4452	1
Detection Percentage				Limit >60%	93%



Type 3 Radar Statistical Performance					
Trial Number	Pulse Width (us)	PRI (us)	Number of Pulses	Waveform Length(us)	1=Detection Blank=No Detection
1	8.2	355	17	6035	1
2	6.1	487	16	7792	1
3	7.1	344	16	5504	1
4	9.8	288	18	5184	0
5	8.9	230	18	4140	1
6	7.9	432	17	7344	1
7	8.2	207	17	3519	1
8	7.5	443	17	7531	1
9	8.1	439	17	7463	1
10	6.2	223	16	3568	1
11	8.9	208	18	3744	1
12	9.6	463	18	8334	1
13	8.2	441	17	7497	1
14	7.2	323	16	5168	1
15	9.5	297	18	5346	1
16	8	412	17	7004	1
17	10	324	18	5832	1
18	7.4	271	17	4607	1
19	7.9	349	17	5933	1
20	7.3	409	16	6544	1
21	8.7	373	18	6714	1
22	7.2	254	16	4064	1
23	9.9	274	18	4932	1
24	7.9	278	17	4726	1
25	7.5	317	17	5389	1
26	6.1	260	16	4160	1
27	8.8	211	18	3798	1
28	9.7	272	18	4896	1
29	7.4	264	17	4488	1
30	9.2	284	18	5112	0
Detection Percentage				Limit >60%	93%



Type 4 Radar Statistical Performance					
Trial Number	Pulse Width (us)	PRI (us)	Number of Pulses	Waveform Length(us)	1=Detection Blank=No Detection
1	16	355	14	4970	0
2	11.3	487	12	5844	1
3	13.5	344	13	4472	1
4	19.4	288	16	4608	1
5	17.5	230	15	3450	1
6	15.3	432	14	6048	1
7	15.9	207	14	2898	0
8	14.3	443	13	5759	1
9	15.8	439	14	6146	1
10	11.5	223	12	2676	1
11	17.4	208	15	3120	1
12	19	463	16	7408	1
13	16	441	14	6174	1
14	13.8	323	13	4199	1
15	18.9	297	16	4752	1
16	15.5	412	14	5768	1
17	19.9	324	16	5184	1
18	14.1	271	13	3523	1
19	15.2	349	14	4886	1
20	13.8	409	13	5317	1
21	17.1	373	15	5595	1
22	13.8	254	13	3302	1
23	19.8	274	16	4384	1
24	15.3	278	14	3892	1
25	14.5	317	13	4121	1
26	11.3	260	12	3120	0
27	17.3	211	15	3165	1
28	19.2	272	16	4352	1
29	14.2	264	13	3432	1
30	18.2	284	15	4260	1
Detection Percentage				Limit >60%	90%

In addition an average minimum percentage of successful detection across all four

Short pulse radar test waveforms is as follows: $\frac{P_d1+P_d2+P_d3+P_d4}{4} =$

$(93\%+93\%+93\%+90\%)/4 = 93\% (>80\%)$



Type 5 Radar Statistical Performance		
Trial Number	1=Detection Blank=No Detection	
1	1	
2	1	
3	1	
4	1	
5	1	
6	1	
7	1	
8	1	
9	1	
10	1	
11	1	
12	1	
13	1	
14	1	
15	1	
16	1	
17	1	
18	0	
19	1	
20	1	
21	1	
22	1	
23	1	
24	1	
25	1	
26	1	
27	1	
28	1	
29	1	
30	1	
Detection Percentage	Limit >80%	97%

See the type 5 Radar Characteristics at the Section 5.9.2 of this report



Type 6 Radar Statistical Performance					
Trial Number	Pulse Width (us)	PRI (us)	Number of Pulses	Waveform Length(us)	1=Detection Blank=No Detection
1	1	333.335	9	0.3333	1
2	1	333.335	9	0.3333	1
3	1	333.335	9	0.3333	1
4	1	333.335	9	0.3333	1
5	1	333.335	9	0.3333	1
6	1	333.335	9	0.3333	1
7	1	333.335	9	0.3333	1
8	1	333.335	9	0.3333	1
9	1	333.335	9	0.3333	1
10	1	333.335	9	0.3333	1
11	1	333.335	9	0.3333	1
12	1	333.335	9	0.3333	1
13	1	333.335	9	0.3333	1
14	1	333.335	9	0.3333	1
15	1	333.335	9	0.3333	1
16	1	333.335	9	0.3333	1
17	1	333.335	9	0.3333	1
18	1	333.335	9	0.3333	1
19	1	333.335	9	0.3333	1
20	1	333.335	9	0.3333	1
21	1	333.335	9	0.3333	0
22	1	333.335	9	0.3333	1
23	1	333.335	9	0.3333	1
24	1	333.335	9	0.3333	1
25	1	333.335	9	0.3333	1
26	1	333.335	9	0.3333	1
27	1	333.335	9	0.3333	1
28	1	333.335	9	0.3333	1
29	1	333.335	9	0.3333	1
30	1	333.335	9	0.3333	1
Detection Percentage				Limit >70%	97%



(Repeater)

Type 1 Radar Statistical Performance					
Trial Number	Pulse Width (us)	PRI (us)	Number of Pulses	Waveform Length(us)	1=Detection Blank=No Detection
1	1	938	57	53466	1
2	1	698	76	53048	1
3	1	618	86	53148	1
4	1	538	99	53262	1
5	1	878	61	53558	1
6	1	3066	18	55188	1
7	1	638	83	52954	1
8	1	918	58	53244	1
9	1	838	63	52794	0
10	1	858	62	53196	1
11	1	798	67	53466	1
12	1	718	74	53132	0
13	1	578	92	53176	1
14	1	598	89	53222	1
15	1	558	95	53010	1
16	1	2536	21	53256	0
17	1	966	55	53130	1
18	1	827	64	52928	1
19	1	2501	22	55022	1
20	1	2595	21	54495	1
21	1	1114	48	53472	1
22	1	1302	41	53382	1
23	1	3045	18	54810	0
24	1	1624	33	53592	1
25	1	2878	19	54682	1
26	1	1027	52	53404	0
27	1	2485	22	54670	1
28	1	1600	33	52800	1
29	1	1172	46	53912	1
30	1	1177	45	52965	1
Detection Percentage				Limit >60%	83%



Type 2 Radar Statistical Performance					
Trial Number	Pulse Width (us)	PRI (us)	Number of Pulses	Waveform Length(us)	1=Detection Blank=No Detection
1	3.2	179	26	4654	1
2	1.1	207	23	4761	1
3	2.1	230	24	5520	1
4	4.8	200	29	5800	1
5	3.9	214	28	5992	1
6	2.9	222	26	5772	1
7	3.2	204	26	5304	1
8	2.5	192	25	4800	0
9	3.1	164	26	4264	1
10	1.2	156	23	3588	1
11	3.9	210	27	5670	1
12	4.6	201	29	5829	1
13	3.2	162	26	4212	1
14	2.2	197	25	4925	1
15	4.5	163	29	4727	1
16	3	203	26	5278	0
17	5	168	29	4872	1
18	2.4	217	25	5425	1
19	2.9	191	26	4966	0
20	2.3	166	25	4150	1
21	3.7	150	27	4050	1
22	2.2	176	25	4400	1
23	4.9	195	29	5655	1
24	2.9	202	26	5252	1
25	2.5	178	25	4450	0
26	1.1	206	23	4738	1
27	3.8	155	27	4185	1
28	4.7	157	29	4553	1
29	2.4	224	25	5600	1
30	4.2	159	28	4452	1
Detection Percentage				Limit >60%	87%



Type 3 Radar Statistical Performance					
Trial Number	Pulse Width (us)	PRI (us)	Number of Pulses	Waveform Length(us)	1=Detection Blank=No Detection
1	8.2	355	17	6035	1
2	6.1	487	16	7792	1
3	7.1	344	16	5504	1
4	9.8	288	18	5184	1
5	8.9	230	18	4140	1
6	7.9	432	17	7344	1
7	8.2	207	17	3519	1
8	7.5	443	17	7531	1
9	8.1	439	17	7463	1
10	6.2	223	16	3568	0
11	8.9	208	18	3744	1
12	9.6	463	18	8334	1
13	8.2	441	17	7497	1
14	7.2	323	16	5168	1
15	9.5	297	18	5346	1
16	8	412	17	7004	0
17	10	324	18	5832	0
18	7.4	271	17	4607	0
19	7.9	349	17	5933	0
20	7.3	409	16	6544	1
21	8.7	373	18	6714	1
22	7.2	254	16	4064	1
23	9.9	274	18	4932	1
24	7.9	278	17	4726	1
25	7.5	317	17	5389	1
26	6.1	260	16	4160	1
27	8.8	211	18	3798	1
28	9.7	272	18	4896	1
29	7.4	264	17	4488	0
30	9.2	284	18	5112	0
Detection Percentage				Limit >60%	77%



Type 4 Radar Statistical Performance					
Trial Number	Pulse Width (us)	PRI (us)	Number of Pulses	Waveform Length(us)	1=Detection Blank=No Detection
1	16	355	14	4970	1
2	11.3	487	12	5844	0
3	13.5	344	13	4472	1
4	19.4	288	16	4608	1
5	17.5	230	15	3450	1
6	15.3	432	14	6048	1
7	15.9	207	14	2898	1
8	14.3	443	13	5759	0
9	15.8	439	14	6146	1
10	11.5	223	12	2676	1
11	17.4	208	15	3120	1
12	19	463	16	7408	1
13	16	441	14	6174	1
14	13.8	323	13	4199	1
15	18.9	297	16	4752	1
16	15.5	412	14	5768	1
17	19.9	324	16	5184	1
18	14.1	271	13	3523	1
19	15.2	349	14	4886	1
20	13.8	409	13	5317	0
21	17.1	373	15	5595	1
22	13.8	254	13	3302	0
23	19.8	274	16	4384	1
24	15.3	278	14	3892	1
25	14.5	317	13	4121	1
26	11.3	260	12	3120	1
27	17.3	211	15	3165	1
28	19.2	272	16	4352	1
29	14.2	264	13	3432	1
30	18.2	284	15	4260	0
Detection Percentage				Limit >60%	83%

In addition an average minimum percentage of successful detection across all four

Short pulse radar test waveforms is as follows: $\frac{P_d1+P_d2+P_d3+P_d4}{4} =$

$(83\%+87\%+77\%+83\%)/4 = 83\% (>80\%)$



Type 5 Radar Statistical Performance		
Trial Number	1=Detection Blank=No Detection	
1	1	
2	1	
3	1	
4	1	
5	1	
6	1	
7	1	
8	1	
9	1	
10	1	
11	1	
12	1	
13	1	
14	1	
15	1	
16	1	
17	1	
18	1	
19	1	
20	1	
21	1	
22	1	
23	1	
24	1	
25	1	
26	1	
27	1	
28	1	
29	1	
30	1	
Detection Percentage	Limit >80%	100%

See the type 5 Radar Characteristics at the Section 5.9.2 of this report



Type 6 Radar Statistical Performance					
Trial Number	Pulse Width (us)	PRI (us)	Number of Pulses	Waveform Length(us)	1=Detection Blank=No Detection
1	1	333.335	9	0.3333	1
2	1	333.335	9	0.3333	1
3	1	333.335	9	0.3333	1
4	1	333.335	9	0.3333	0
5	1	333.335	9	0.3333	0
6	1	333.335	9	0.3333	1
7	1	333.335	9	0.3333	1
8	1	333.335	9	0.3333	1
9	1	333.335	9	0.3333	1
10	1	333.335	9	0.3333	1
11	1	333.335	9	0.3333	1
12	1	333.335	9	0.3333	1
13	1	333.335	9	0.3333	1
14	1	333.335	9	0.3333	1
15	1	333.335	9	0.3333	1
16	1	333.335	9	0.3333	1
17	1	333.335	9	0.3333	1
18	1	333.335	9	0.3333	1
19	1	333.335	9	0.3333	1
20	1	333.335	9	0.3333	1
21	1	333.335	9	0.3333	0
22	1	333.335	9	0.3333	1
23	1	333.335	9	0.3333	1
24	1	333.335	9	0.3333	1
25	1	333.335	9	0.3333	1
26	1	333.335	9	0.3333	1
27	1	333.335	9	0.3333	1
28	1	333.335	9	0.3333	1
29	1	333.335	9	0.3333	1
30	1	333.335	9	0.3333	1
Detection Percentage				Limit >70%	90%



For 802.11ac VHT80, Band 3

(Master)

Type 1 Radar Statistical Performance					
Trial Number	Pulse Width (us)	PRI (us)	Number of Pulses	Waveform Length(us)	1=Detection Blank=No Detection
1	1	938	57	53466	0
2	1	698	76	53048	1
3	1	618	86	53148	1
4	1	538	99	53262	1
5	1	878	61	53558	1
6	1	3066	18	55188	1
7	1	638	83	52954	1
8	1	918	58	53244	1
9	1	838	63	52794	1
10	1	858	62	53196	1
11	1	798	67	53466	1
12	1	718	74	53132	1
13	1	578	92	53176	1
14	1	598	89	53222	1
15	1	558	95	53010	1
16	1	2536	21	53256	1
17	1	966	55	53130	1
18	1	827	64	52928	1
19	1	2501	22	55022	1
20	1	2595	21	54495	1
21	1	1114	48	53472	1
22	1	1302	41	53382	1
23	1	3045	18	54810	1
24	1	1624	33	53592	1
25	1	2878	19	54682	1
26	1	1027	52	53404	1
27	1	2485	22	54670	1
28	1	1600	33	52800	1
29	1	1172	46	53912	1
30	1	1177	45	52965	1
Detection Percentage				Limit >60%	97%



Type 2 Radar Statistical Performance					
Trial Number	Pulse Width (us)	PRI (us)	Number of Pulses	Waveform Length(us)	1=Detection Blank=No Detection
1	3.2	179	26	4654	0
2	1.1	207	23	4761	1
3	2.1	230	24	5520	1
4	4.8	200	29	5800	1
5	3.9	214	28	5992	1
6	2.9	222	26	5772	1
7	3.2	204	26	5304	1
8	2.5	192	25	4800	1
9	3.1	164	26	4264	1
10	1.2	156	23	3588	1
11	3.9	210	27	5670	1
12	4.6	201	29	5829	1
13	3.2	162	26	4212	1
14	2.2	197	25	4925	1
15	4.5	163	29	4727	1
16	3	203	26	5278	1
17	5	168	29	4872	1
18	2.4	217	25	5425	1
19	2.9	191	26	4966	1
20	2.3	166	25	4150	1
21	3.7	150	27	4050	1
22	2.2	176	25	4400	1
23	4.9	195	29	5655	1
24	2.9	202	26	5252	1
25	2.5	178	25	4450	1
26	1.1	206	23	4738	1
27	3.8	155	27	4185	0
28	4.7	157	29	4553	1
29	2.4	224	25	5600	1
30	4.2	159	28	4452	1
Detection Percentage				Limit >60%	93%



Type 3 Radar Statistical Performance					
Trial Number	Pulse Width (us)	PRI (us)	Number of Pulses	Waveform Length(us)	1=Detection Blank=No Detection
1	8.2	355	17	6035	1
2	6.1	487	16	7792	1
3	7.1	344	16	5504	1
4	9.8	288	18	5184	1
5	8.9	230	18	4140	1
6	7.9	432	17	7344	1
7	8.2	207	17	3519	1
8	7.5	443	17	7531	1
9	8.1	439	17	7463	1
10	6.2	223	16	3568	1
11	8.9	208	18	3744	1
12	9.6	463	18	8334	1
13	8.2	441	17	7497	1
14	7.2	323	16	5168	1
15	9.5	297	18	5346	1
16	8	412	17	7004	1
17	10	324	18	5832	1
18	7.4	271	17	4607	1
19	7.9	349	17	5933	1
20	7.3	409	16	6544	1
21	8.7	373	18	6714	1
22	7.2	254	16	4064	0
23	9.9	274	18	4932	1
24	7.9	278	17	4726	1
25	7.5	317	17	5389	1
26	6.1	260	16	4160	1
27	8.8	211	18	3798	1
28	9.7	272	18	4896	1
29	7.4	264	17	4488	1
30	9.2	284	18	5112	1
Detection Percentage				Limit >60%	97%



Type 4 Radar Statistical Performance					
Trial Number	Pulse Width (us)	PRI (us)	Number of Pulses	Waveform Length(us)	1=Detection Blank=No Detection
1	16	355	14	4970	1
2	11.3	487	12	5844	1
3	13.5	344	13	4472	1
4	19.4	288	16	4608	1
5	17.5	230	15	3450	0
6	15.3	432	14	6048	1
7	15.9	207	14	2898	1
8	14.3	443	13	5759	1
9	15.8	439	14	6146	1
10	11.5	223	12	2676	1
11	17.4	208	15	3120	0
12	19	463	16	7408	1
13	16	441	14	6174	1
14	13.8	323	13	4199	1
15	18.9	297	16	4752	1
16	15.5	412	14	5768	0
17	19.9	324	16	5184	1
18	14.1	271	13	3523	1
19	15.2	349	14	4886	1
20	13.8	409	13	5317	1
21	17.1	373	15	5595	1
22	13.8	254	13	3302	1
23	19.8	274	16	4384	1
24	15.3	278	14	3892	1
25	14.5	317	13	4121	1
26	11.3	260	12	3120	1
27	17.3	211	15	3165	1
28	19.2	272	16	4352	1
29	14.2	264	13	3432	1
30	18.2	284	15	4260	1
Detection Percentage				Limit >60%	90%

In addition an average minimum percentage of successful detection across all four

Short pulse radar test waveforms is as follows: $\frac{P_d1+P_d2+P_d3+P_d4}{4} =$

$(97\%+93\%+97\%+90\%)/4 = 94\% (>80\%)$



Type 5 Radar Statistical Performance		
Trial Number	1=Detection Blank=No Detection	
1	1	
2	1	
3	1	
4	1	
5	1	
6	1	
7	1	
8	1	
9	1	
10	1	
11	1	
12	1	
13	1	
14	1	
15	1	
16	1	
17	1	
18	1	
19	1	
20	0	
21	1	
22	1	
23	0	
24	1	
25	1	
26	1	
27	1	
28	1	
29	1	
30	1	
Detection Percentage	Limit >80%	93%

See the type 5 Radar Characteristics at the Section 5.9.2 of this report



Type 6 Radar Statistical Performance					
Trial Number	Pulse Width (us)	PRI (us)	Number of Pulses	Waveform Length(us)	1=Detection Blank=No Detection
1	1	333.335	9	0.3333	1
2	1	333.335	9	0.3333	1
3	1	333.335	9	0.3333	1
4	1	333.335	9	0.3333	1
5	1	333.335	9	0.3333	1
6	1	333.335	9	0.3333	1
7	1	333.335	9	0.3333	1
8	1	333.335	9	0.3333	1
9	1	333.335	9	0.3333	1
10	1	333.335	9	0.3333	1
11	1	333.335	9	0.3333	1
12	1	333.335	9	0.3333	1
13	1	333.335	9	0.3333	0
14	1	333.335	9	0.3333	1
15	1	333.335	9	0.3333	1
16	1	333.335	9	0.3333	1
17	1	333.335	9	0.3333	1
18	1	333.335	9	0.3333	1
19	1	333.335	9	0.3333	1
20	1	333.335	9	0.3333	1
21	1	333.335	9	0.3333	1
22	1	333.335	9	0.3333	1
23	1	333.335	9	0.3333	1
24	1	333.335	9	0.3333	1
25	1	333.335	9	0.3333	1
26	1	333.335	9	0.3333	1
27	1	333.335	9	0.3333	1
28	1	333.335	9	0.3333	1
29	1	333.335	9	0.3333	0
30	1	333.335	9	0.3333	1
Detection Percentage				Limit >70%	93%



(Repeater)

Type 1 Radar Statistical Performance					
Trial Number	Pulse Width (us)	PRI (us)	Number of Pulses	Waveform Length(us)	1=Detection Blank=No Detection
1	1	938	57	53466	1
2	1	698	76	53048	1
3	1	618	86	53148	1
4	1	538	99	53262	1
5	1	878	61	53558	1
6	1	3066	18	55188	1
7	1	638	83	52954	1
8	1	918	58	53244	0
9	1	838	63	52794	1
10	1	858	62	53196	1
11	1	798	67	53466	1
12	1	718	74	53132	1
13	1	578	92	53176	0
14	1	598	89	53222	1
15	1	558	95	53010	1
16	1	2536	21	53256	0
17	1	966	55	53130	1
18	1	827	64	52928	1
19	1	2501	22	55022	1
20	1	2595	21	54495	1
21	1	1114	48	53472	0
22	1	1302	41	53382	1
23	1	3045	18	54810	1
24	1	1624	33	53592	0
25	1	2878	19	54682	1
26	1	1027	52	53404	0
27	1	2485	22	54670	1
28	1	1600	33	52800	1
29	1	1172	46	53912	1
30	1	1177	45	52965	1
Detection Percentage				Limit >60%	80%



Type 2 Radar Statistical Performance					
Trial Number	Pulse Width (us)	PRI (us)	Number of Pulses	Waveform Length(us)	1=Detection Blank=No Detection
1	3.2	179	26	4654	1
2	1.1	207	23	4761	1
3	2.1	230	24	5520	1
4	4.8	200	29	5800	1
5	3.9	214	28	5992	1
6	2.9	222	26	5772	1
7	3.2	204	26	5304	1
8	2.5	192	25	4800	0
9	3.1	164	26	4264	1
10	1.2	156	23	3588	1
11	3.9	210	27	5670	1
12	4.6	201	29	5829	0
13	3.2	162	26	4212	1
14	2.2	197	25	4925	1
15	4.5	163	29	4727	1
16	3	203	26	5278	1
17	5	168	29	4872	1
18	2.4	217	25	5425	1
19	2.9	191	26	4966	1
20	2.3	166	25	4150	0
21	3.7	150	27	4050	1
22	2.2	176	25	4400	1
23	4.9	195	29	5655	1
24	2.9	202	26	5252	1
25	2.5	178	25	4450	1
26	1.1	206	23	4738	0
27	3.8	155	27	4185	1
28	4.7	157	29	4553	1
29	2.4	224	25	5600	0
30	4.2	159	28	4452	1
Detection Percentage				Limit >60%	83%



Type 3 Radar Statistical Performance					
Trial Number	Pulse Width (us)	PRI (us)	Number of Pulses	Waveform Length(us)	1=Detection Blank=No Detection
1	8.2	355	17	6035	1
2	6.1	487	16	7792	1
3	7.1	344	16	5504	1
4	9.8	288	18	5184	1
5	8.9	230	18	4140	1
6	7.9	432	17	7344	1
7	8.2	207	17	3519	1
8	7.5	443	17	7531	0
9	8.1	439	17	7463	1
10	6.2	223	16	3568	1
11	8.9	208	18	3744	0
12	9.6	463	18	8334	1
13	8.2	441	17	7497	1
14	7.2	323	16	5168	1
15	9.5	297	18	5346	1
16	8	412	17	7004	1
17	10	324	18	5832	1
18	7.4	271	17	4607	1
19	7.9	349	17	5933	1
20	7.3	409	16	6544	1
21	8.7	373	18	6714	1
22	7.2	254	16	4064	0
23	9.9	274	18	4932	1
24	7.9	278	17	4726	1
25	7.5	317	17	5389	1
26	6.1	260	16	4160	1
27	8.8	211	18	3798	1
28	9.7	272	18	4896	1
29	7.4	264	17	4488	1
30	9.2	284	18	5112	1
Detection Percentage				Limit >60%	90%



Type 4 Radar Statistical Performance					
Trial Number	Pulse Width (us)	PRI (us)	Number of Pulses	Waveform Length(us)	1=Detection Blank=No Detection
1	16	355	14	4970	1
2	11.3	487	12	5844	1
3	13.5	344	13	4472	1
4	19.4	288	16	4608	1
5	17.5	230	15	3450	1
6	15.3	432	14	6048	1
7	15.9	207	14	2898	0
8	14.3	443	13	5759	1
9	15.8	439	14	6146	1
10	11.5	223	12	2676	1
11	17.4	208	15	3120	1
12	19	463	16	7408	0
13	16	441	14	6174	1
14	13.8	323	13	4199	1
15	18.9	297	16	4752	1
16	15.5	412	14	5768	1
17	19.9	324	16	5184	1
18	14.1	271	13	3523	0
19	15.2	349	14	4886	0
20	13.8	409	13	5317	1
21	17.1	373	15	5595	1
22	13.8	254	13	3302	0
23	19.8	274	16	4384	1
24	15.3	278	14	3892	1
25	14.5	317	13	4121	0
26	11.3	260	12	3120	0
27	17.3	211	15	3165	0
28	19.2	272	16	4352	1
29	14.2	264	13	3432	0
30	18.2	284	15	4260	1
Detection Percentage				Limit >60%	70%

In addition an average minimum percentage of successful detection across all four

Short pulse radar test waveforms is as follows: $\frac{P_d1+P_d2+P_d3+P_d4}{4} =$

$(80\%+83\%+90\%+70\%)/4 = 81\% (>80\%)$



Type 5 Radar Statistical Performance		
Trial Number	1=Detection Blank=No Detection	
1	1	
2	1	
3	1	
4	1	
5	1	
6	1	
7	1	
8	1	
9	1	
10	1	
11	1	
12	1	
13	1	
14	1	
15	1	
16	1	
17	1	
18	1	
19	1	
20	1	
21	1	
22	1	
23	1	
24	1	
25	1	
26	1	
27	1	
28	1	
29	1	
30	1	
Detection Percentage	Limit >80%	100%

See the type 5 Radar Characteristics at the Section 5.9.2 of this report



Type 6 Radar Statistical Performance					
Trial Number	Pulse Width (us)	PRI (us)	Number of Pulses	Waveform Length(us)	1=Detection Blank=No Detection
1	1	333.335	9	0.3333	1
2	1	333.335	9	0.3333	1
3	1	333.335	9	0.3333	1
4	1	333.335	9	0.3333	1
5	1	333.335	9	0.3333	1
6	1	333.335	9	0.3333	1
7	1	333.335	9	0.3333	1
8	1	333.335	9	0.3333	1
9	1	333.335	9	0.3333	1
10	1	333.335	9	0.3333	1
11	1	333.335	9	0.3333	1
12	1	333.335	9	0.3333	1
13	1	333.335	9	0.3333	1
14	1	333.335	9	0.3333	1
15	1	333.335	9	0.3333	1
16	1	333.335	9	0.3333	1
17	1	333.335	9	0.3333	1
18	1	333.335	9	0.3333	1
19	1	333.335	9	0.3333	1
20	1	333.335	9	0.3333	1
21	1	333.335	9	0.3333	1
22	1	333.335	9	0.3333	1
23	1	333.335	9	0.3333	1
24	1	333.335	9	0.3333	1
25	1	333.335	9	0.3333	1
26	1	333.335	9	0.3333	1
27	1	333.335	9	0.3333	1
28	1	333.335	9	0.3333	1
29	1	333.335	9	0.3333	1
30	1	333.335	9	0.3333	1
Detection Percentage				Limit >70%	100%



For TDWR Band 802.11ac VHT20

Type 1 Radar Statistical Performance

(Master)

Trial Number	Pulse Width (us)	PRI (us)	Number of Pulses	Waveform Length(us)	1=Detection Blank=No Detection
1	1	938	57	53466	1
2	1	698	76	53048	1
3	1	618	86	53148	1
4	1	538	99	53262	1
5	1	878	61	53558	1
6	1	3066	18	55188	1
7	1	638	83	52954	1
8	1	918	58	53244	1
9	1	838	63	52794	1
10	1	858	62	53196	1
11	1	798	67	53466	1
12	1	718	74	53132	1
13	1	578	92	53176	1
14	1	598	89	53222	1
15	1	558	95	53010	1
16	1	2536	21	53256	1
17	1	966	55	53130	1
18	1	827	64	52928	1
19	1	2501	22	55022	1
20	1	2595	21	54495	1
21	1	1114	48	53472	0
22	1	1302	41	53382	1
23	1	3045	18	54810	1
24	1	1624	33	53592	1
25	1	2878	19	54682	1
26	1	1027	52	53404	1
27	1	2485	22	54670	1
28	1	1600	33	52800	1
29	1	1172	46	53912	1
30	1	1177	45	52965	0
Detection Percentage				Limit >60%	93%



(Repeater)

Trial Number	Pulse Width (us)	PRI (us)	Number of Pulses	Waveform Length(us)	1=Detection Blank=No Detection
1	1	938	57	53466	1
2	1	698	76	53048	1
3	1	618	86	53148	1
4	1	538	99	53262	1
5	1	878	61	53558	0
6	1	3066	18	55188	1
7	1	638	83	52954	0
8	1	918	58	53244	1
9	1	838	63	52794	1
10	1	858	62	53196	1
11	1	798	67	53466	1
12	1	718	74	53132	0
13	1	578	92	53176	1
14	1	598	89	53222	1
15	1	558	95	53010	0
16	1	2536	21	53256	1
17	1	966	55	53130	1
18	1	827	64	52928	1
19	1	2501	22	55022	1
20	1	2595	21	54495	0
21	1	1114	48	53472	1
22	1	1302	41	53382	1
23	1	3045	18	54810	0
24	1	1624	33	53592	1
25	1	2878	19	54682	1
26	1	1027	52	53404	1
27	1	2485	22	54670	1
28	1	1600	33	52800	1
29	1	1172	46	53912	1
30	1	1177	45	52965	1
Detection Percentage				Limit >60%	80%



For TDWR Band 802.11ac VHT40

Type 1 Radar Statistical Performance

(Master)

Trial Number	Pulse Width (us)	PRI (us)	Number of Pulses	Waveform Length(us)	1=Detection Blank=No Detection
1	1	938	57	53466	1
2	1	698	76	53048	1
3	1	618	86	53148	1
4	1	538	99	53262	1
5	1	878	61	53558	1
6	1	3066	18	55188	1
7	1	638	83	52954	1
8	1	918	58	53244	1
9	1	838	63	52794	1
10	1	858	62	53196	1
11	1	798	67	53466	1
12	1	718	74	53132	1
13	1	578	92	53176	0
14	1	598	89	53222	1
15	1	558	95	53010	1
16	1	2536	21	53256	1
17	1	966	55	53130	1
18	1	827	64	52928	0
19	1	2501	22	55022	1
20	1	2595	21	54495	1
21	1	1114	48	53472	1
22	1	1302	41	53382	1
23	1	3045	18	54810	1
24	1	1624	33	53592	1
25	1	2878	19	54682	1
26	1	1027	52	53404	1
27	1	2485	22	54670	1
28	1	1600	33	52800	1
29	1	1172	46	53912	1
30	1	1177	45	52965	1
Detection Percentage				Limit >60%	93%



(Repeater)

Trial Number	Pulse Width (us)	PRI (us)	Number of Pulses	Waveform Length(us)	1=Detection Blank=No Detection
1	1	938	57	53466	1
2	1	698	76	53048	0
3	1	618	86	53148	1
4	1	538	99	53262	1
5	1	878	61	53558	1
6	1	3066	18	55188	1
7	1	638	83	52954	1
8	1	918	58	53244	1
9	1	838	63	52794	1
10	1	858	62	53196	1
11	1	798	67	53466	0
12	1	718	74	53132	1
13	1	578	92	53176	0
14	1	598	89	53222	1
15	1	558	95	53010	1
16	1	2536	21	53256	0
17	1	966	55	53130	1
18	1	827	64	52928	1
19	1	2501	22	55022	1
20	1	2595	21	54495	1
21	1	1114	48	53472	1
22	1	1302	41	53382	1
23	1	3045	18	54810	1
24	1	1624	33	53592	0
25	1	2878	19	54682	1
26	1	1027	52	53404	1
27	1	2485	22	54670	1
28	1	1600	33	52800	1
29	1	1172	46	53912	0
30	1	1177	45	52965	1
Detection Percentage				Limit >60%	80%



For TDWR Band 802.11ac VHT80

Type 1 Radar Statistical Performance

(Master)

Trial Number	Pulse Width (us)	PRI (us)	Number of Pulses	Waveform Length(us)	1=Detection Blank=No Detection
1	1	938	57	53466	0
2	1	698	76	53048	1
3	1	618	86	53148	1
4	1	538	99	53262	1
5	1	878	61	53558	0
6	1	3066	18	55188	1
7	1	638	83	52954	1
8	1	918	58	53244	1
9	1	838	63	52794	1
10	1	858	62	53196	1
11	1	798	67	53466	1
12	1	718	74	53132	1
13	1	578	92	53176	1
14	1	598	89	53222	1
15	1	558	95	53010	1
16	1	2536	21	53256	1
17	1	966	55	53130	1
18	1	827	64	52928	1
19	1	2501	22	55022	1
20	1	2595	21	54495	1
21	1	1114	48	53472	1
22	1	1302	41	53382	1
23	1	3045	18	54810	1
24	1	1624	33	53592	1
25	1	2878	19	54682	1
26	1	1027	52	53404	1
27	1	2485	22	54670	1
28	1	1600	33	52800	1
29	1	1172	46	53912	1
30	1	1177	45	52965	1
Detection Percentage				Limit >60%	93%



(Repeater)

Trial Number	Pulse Width (us)	PRI (us)	Number of Pulses	Waveform Length(us)	1=Detection Blank=No Detection
1	1	938	57	53466	1
2	1	698	76	53048	1
3	1	618	86	53148	1
4	1	538	99	53262	1
5	1	878	61	53558	1
6	1	3066	18	55188	0
7	1	638	83	52954	1
8	1	918	58	53244	1
9	1	838	63	52794	1
10	1	858	62	53196	1
11	1	798	67	53466	0
12	1	718	74	53132	1
13	1	578	92	53176	0
14	1	598	89	53222	1
15	1	558	95	53010	1
16	1	2536	21	53256	1
17	1	966	55	53130	0
18	1	827	64	52928	0
19	1	2501	22	55022	0
20	1	2595	21	54495	1
21	1	1114	48	53472	1
22	1	1302	41	53382	1
23	1	3045	18	54810	1
24	1	1624	33	53592	1
25	1	2878	19	54682	1
26	1	1027	52	53404	1
27	1	2485	22	54670	0
28	1	1600	33	52800	1
29	1	1172	46	53912	0
30	1	1177	45	52965	1
Detection Percentage				Limit >60%	73%



5.9.2. Test Result (Type 5 Radar Statistical Performance)

Trial Number 1							
Burst ID	Burst Offset (us)	Pulse Width (us)	Chirp Width (MHz)	Number of Pulses per Burst	PRI-1 (us)	PRI-2 (us)	PRI-3 (us)
1	395530.0	68.4	13	2	1587.0	1114.0	-
2	588564.0	76.7	13	2	2000.0	1155.0	-
3	783794.0	53.2	13	1	1147.0	-	-
4	177933.0	85.7	13	3	1433.0	1695.0	1394.0
5	370624.0	94.3	13	3	1670.0	1426.0	1935.0
6	564893.0	77.6	13	2	1294.0	1671.0	-
7	759583.0	65.7	13	1	1512.0	-	-
8	154262.0	93.5	13	3	1444.0	1130.0	1468.0
9	395530.0	68.4	13	2	1587.0	1114.0	-
10	588564.0	76.7	13	2	2000.0	1155.0	-
11	783794.0	53.2	13	1	1147.0	-	-
12	177933.0	85.7	13	3	1433.0	1695.0	1394.0
13	370624.0	94.3	13	3	1670.0	1426.0	1935.0
14	564893.0	77.6	13	2	1294.0	1671.0	-
15	759583.0	65.7	13	1	1512.0	-	-



Trial Number 2							
Burst ID	Burst Offset (us)	Pulse Width (us)	Chirp Width (MHz)	Number of Pulses per Burst	PRI-1 (us)	PRI-2 (us)	PRI-3 (us)
1	653020.0	75.0	5	2	1880.0	1527.0	-
2	1015643.0	99.4	5	3	1401.0	1262.0	1257.0
3	1379398.0	67.4	5	2	1531.0	1403.0	-
4	245489.0	73.6	5	2	1449.0	1041.0	-
5	609113.0	65.9	5	1	1432.0	-	-
6	970852.0	83.8	5	3	1356.0	1292.0	1419.0
7	1335913.0	65.5	5	1	1543.0	-	-
8	200406.0	98.6	5	3	1548.0	1796.0	1728.0



Trial Number 3							
Burst ID	Burst Offset (us)	Pulse Width (us)	Chirp Width (MHz)	Number of Pulses per Burst	PRI-1 (us)	PRI-2 (us)	PRI-3 (us)
1	409565.0	73.8	9	2	1806.0	1538.0	-
2	673692.0	69.5	9	2	1117.0	1649.0	-
3	938562.0	51.9	9	1	1651.0	-	-
4	113209.0	84.6	9	3	1976.0	1032.0	1271.0
5	376726.0	95.4	9	3	1060.0	1903.0	1388.0
6	641212.0	68.0	9	2	1368.0	1351.0	-
7	903714.0	89.6	9	3	1338.0	1514.0	1573.0
8	80863.0	81.9	9	2	1022.0	1689.0	-
9	344067.0	88.3	9	3	1810.0	1330.0	1838.0
10	609331.0	53.7	9	1	1597.0	-	-
11	871542.0	91.3	9	3	1961.0	1106.0	1001.0



Trial Number 4							
Burst ID	Burst Offset (us)	Pulse Width (us)	Chirp Width (MHz)	Number of Pulses per Burst	PRI-1 (us)	PRI-2 (us)	PRI-3 (us)
1	26541.0	68.1	19	2	1339.0	1355.0	-
2	171821.0	58.7	19	1	1251.0	-	-
3	316229.0	75.3	19	2	1136.0	1640.0	-
4	461864.0	56.4	19	1	1753.0	-	-
5	8677.0	99.7	19	3	1196.0	1708.0	1159.0
6	153995.0	57.7	19	1	1013.0	-	-
7	299238.0	59.5	19	1	1072.0	-	-
8	443177.0	80.0	19	2	1482.0	1369.0	-
9	587671.0	82.0	19	2	1993.0	1197.0	-
10	135674.0	82.8	19	2	1883.0	1005.0	-
11	279928.0	88.0	19	3	1061.0	1928.0	1101.0
12	424279.0	93.2	19	3	1207.0	1907.0	1223.0
13	570132.0	70.4	19	2	1526.0	1360.0	-
14	117439.0	95.3	19	3	1171.0	1955.0	1775.0
15	262502.0	81.9	19	2	1690.0	1545.0	-
16	406573.0	98.5	19	3	1975.0	1169.0	1062.0
17	553328.0	65.0	19	1	1767.0	-	-
18	99799.0	85.4	19	3	1011.0	1637.0	1425.0
19	244095.0	91.6	19	3	1878.0	1445.0	1325.0
20	390012.0	67.3	19	2	1091.0	1218.0	-



Trial Number 5							
Burst ID	Burst Offset (us)	Pulse Width (us)	Chirp Width (MHz)	Number of Pulses per Burst	PRI-1 (us)	PRI-2 (us)	PRI-3 (us)
1	629614.0	67.9	16	2	1320.0	1133.0	-
2	96856.0	62.3	16	1	1957.0	-	-
3	267719.0	53.3	16	1	1592.0	-	-
4	436784.0	90.0	16	3	1900.0	1153.0	1346.0
5	608289.0	77.1	16	2	1166.0	1646.0	-
6	75610.0	83.9	16	3	1278.0	1232.0	1459.0
7	245638.0	89.1	16	3	1240.0	1384.0	1939.0
8	416355.0	81.8	16	2	1833.0	1676.0	-
9	588736.0	50.3	16	1	1075.0	-	-
10	54571.0	87.1	16	3	1116.0	1996.0	1756.0
11	225175.0	71.3	16	2	1225.0	1815.0	-
12	394825.0	97.5	16	3	1884.0	1465.0	1132.0
13	565361.0	90.6	16	3	1561.0	1040.0	1354.0
14	33643.0	86.3	16	3	1596.0	1183.0	1792.0
15	203957.0	97.6	16	3	1365.0	1073.0	1361.0
16	373812.0	84.7	16	3	1021.0	1718.0	1854.0
17	544060.0	99.7	16	3	1150.0	1244.0	1988.0



Trial Number 6							
Burst ID	Burst Offset (us)	Pulse Width (us)	Chirp Width (MHz)	Number of Pulses per Burst	PRI-1 (us)	PRI-2 (us)	PRI-3 (us)
1	15438.0	92.9	12	3	1085.0	1564.0	1407.0
2	222486.0	67.7	12	2	1744.0	1747.0	-
3	430731.0	65.8	12	1	1092.0	-	-
4	637784.0	56.3	12	1	1851.0	-	-
5	845342.0	53.7	12	1	1727.0	-	-
6	196720.0	83.5	12	3	1679.0	1930.0	1025.0
7	404955.0	65.8	12	1	1519.0	-	-
8	610711.0	85.9	12	3	1134.0	1034.0	1808.0
9	818057.0	76.3	12	2	1606.0	1926.0	-
10	171459.0	81.5	12	2	1891.0	1714.0	-
11	377969.0	89.4	12	3	1310.0	1594.0	1827.0
12	586875.0	63.4	12	1	1568.0	-	-
13	792834.0	69.6	12	2	1307.0	1925.0	-
14	146044.0	74.5	12	2	1264.0	1846.0	-



Trial Number 7							
Burst ID	Burst Offset (us)	Pulse Width (us)	Chirp Width (MHz)	Number of Pulses per Burst	PRI-1 (us)	PRI-2 (us)	PRI-3 (us)
1	329022.0	96.6	13	3	1182.0	1609.0	1581.0
2	521718.0	96.7	13	3	1829.0	1799.0	1154.0
3	714222.0	86.5	13	3	1923.0	1396.0	1865.0
4	112450.0	73.3	13	2	1908.0	1318.0	-
5	306283.0	55.8	13	1	1688.0	-	-
6	500239.0	55.4	13	1	1145.0	-	-
7	690932.0	85.3	13	3	1336.0	1504.0	1820.0
8	88645.0	79.4	13	2	1344.0	1893.0	-
9	282508.0	65.7	13	1	1476.0	-	-
10	475842.0	68.6	13	2	1008.0	1028.0	-
11	667887.0	77.7	13	2	1972.0	1835.0	-
12	64845.0	79.6	13	2	1882.0	1331.0	-
13	257755.0	94.9	13	3	1830.0	1070.0	1349.0
14	452335.0	61.4	13	1	1451.0	-	-
15	643395.0	90.6	13	3	1233.0	1562.0	1887.0



Trial Number 8							
Burst ID	Burst Offset (us)	Pulse Width (us)	Chirp Width (MHz)	Number of Pulses per Burst	PRI-1 (us)	PRI-2 (us)	PRI-3 (us)
1	51446.0	52.6	10	1	1210.0	-	-
2	292696.0	84.1	10	3	1314.0	1725.0	1529.0
3	533989.0	97.7	10	3	1139.0	1868.0	1805.0
4	775564.0	97.3	10	3	1341.0	1446.0	1755.0
5	21542.0	98.8	10	3	1544.0	1386.0	1302.0
6	263385.0	72.2	10	2	1771.0	1184.0	-
7	505581.0	67.6	10	2	1175.0	1027.0	-
8	747058.0	75.7	10	2	1026.0	1871.0	-
9	989976.0	60.9	10	1	1798.0	-	-
10	234024.0	64.2	10	1	1138.0	-	-
11	475207.0	78.8	10	2	1784.0	1604.0	-
12	715825.0	87.5	10	3	1511.0	1712.0	1683.0



Trial Number 9							
Burst ID	Burst Offset (us)	Pulse Width (us)	Chirp Width (MHz)	Number of Pulses per Burst	PRI-1 (us)	PRI-2 (us)	PRI-3 (us)
1	823112.0	54.1	13	1	1415.0	-	-
2	174965.0	50.7	13	1	1221.0	-	-
3	382216.0	52.3	13	1	1974.0	-	-
4	587395.0	99.8	13	3	1558.0	1696.0	1949.0
5	796897.0	68.4	13	2	1014.0	1099.0	-
6	149042.0	80.8	13	2	1736.0	1505.0	-
7	356750.0	62.5	13	1	1778.0	-	-
8	563824.0	74.8	13	2	1149.0	1204.0	-
9	772314.0	50.8	13	1	1049.0	-	-
10	123796.0	54.0	13	1	1417.0	-	-
11	331215.0	63.0	13	1	1730.0	-	-
12	537402.0	91.8	13	3	1143.0	1270.0	1347.0
13	744805.0	79.3	13	2	1274.0	1992.0	-
14	98172.0	64.3	13	1	1937.0	-	-



Trial Number 10							
Burst ID	Burst Offset (us)	Pulse Width (us)	Chirp Width (MHz)	Number of Pulses per Burst	PRI-1 (us)	PRI-2 (us)	PRI-3 (us)
1	535615.0	63.4	6	1	1043.0	-	-
2	898668.0	52.0	6	1	1863.0	-	-
3	1259235.0	97.2	6	3	1973.0	1605.0	1583.0
4	127106.0	78.7	6	2	1466.0	1743.0	-
5	490358.0	74.2	6	2	1280.0	1219.0	-
6	852409.0	88.7	6	3	1293.0	1934.0	1273.0
7	1217152.0	54.3	6	1	1991.0	-	-
8	82296.0	95.4	6	3	1580.0	1555.0	1791.0



Trial Number 11							
Burst ID	Burst Offset (us)	Pulse Width (us)	Chirp Width (MHz)	Number of Pulses per Burst	PRI-1 (us)	PRI-2 (us)	PRI-3 (us)
1	209249.0	73.7	16	2	1208.0	1497.0	-
2	378386.0	97.4	16	3	1942.0	1754.0	1613.0
3	548411.0	91.7	16	3	1999.0	1702.0	1462.0
4	17733.0	66.2	16	1	1393.0	-	-
5	187952.0	70.8	16	2	1968.0	1821.0	-
6	359277.0	52.3	16	1	1740.0	-	-
7	528886.0	78.9	16	2	1308.0	1984.0	-
8	700166.0	70.9	16	2	1050.0	1358.0	-
9	167197.0	75.6	16	2	1437.0	1430.0	-
10	338262.0	59.1	16	1	1697.0	-	-
11	508324.0	77.0	16	2	1397.0	1304.0	-
12	678689.0	67.9	16	2	1803.0	1083.0	-
13	146031.0	81.2	16	2	1720.0	1932.0	-
14	316923.0	78.7	16	2	1247.0	1121.0	-
15	488056.0	63.3	16	1	1634.0	-	-
16	657326.0	68.9	16	2	1849.0	1423.0	-
17	125509.0	59.3	16	1	1093.0	-	-



Trial Number 12							
Burst ID	Burst Offset (us)	Pulse Width (us)	Chirp Width (MHz)	Number of Pulses per Burst	PRI-1 (us)	PRI-2 (us)	PRI-3 (us)
1	263736.0	98.9	19	3	1381.0	1680.0	1488.0
2	416459.0	82.3	19	2	1716.0	1855.0	-
3	567902.0	86.7	19	3	1211.0	1400.0	1919.0
4	92979.0	89.7	19	3	1861.0	1068.0	1282.0
5	245155.0	98.6	19	3	1507.0	1194.0	1461.0
6	397609.0	71.1	19	2	1921.0	1789.0	-
7	551431.0	55.9	19	1	1947.0	-	-
8	74413.0	67.9	19	2	1350.0	1372.0	-
9	226559.0	84.4	19	3	1203.0	1107.0	1443.0
10	380056.0	58.8	19	1	1715.0	-	-
11	533408.0	65.6	19	1	1017.0	-	-
12	55547.0	78.5	19	2	1911.0	1704.0	-
13	207876.0	82.3	19	2	1845.0	1686.0	-
14	359771.0	90.1	19	3	1938.0	1071.0	1266.0
15	511297.0	90.2	19	3	1989.0	1089.0	1950.0
16	36803.0	83.1	19	2	1943.0	1406.0	-
17	189652.0	58.8	19	1	1742.0	-	-
18	341809.0	77.0	19	2	1187.0	1657.0	-
19	495737.0	55.0	19	1	1012.0	-	-



Trial Number 13							
Burst ID	Burst Offset (us)	Pulse Width (us)	Chirp Width (MHz)	Number of Pulses per Burst	PRI-1 (us)	PRI-2 (us)	PRI-3 (us)
1	22911.0	58.1	13	1	1929.0	-	-
2	216473.0	52.1	13	1	1910.0	-	-
3	410004.0	59.9	13	1	1971.0	-	-
4	603671.0	60.2	13	1	1812.0	-	-
5	794160.0	95.9	13	3	1399.0	1906.0	1608.0
6	192251.0	79.9	13	2	1626.0	1859.0	-
7	385590.0	78.5	13	2	1238.0	1917.0	-
8	579862.0	53.8	13	1	1763.0	-	-
9	773423.0	64.7	13	1	1800.0	-	-
10	168898.0	61.4	13	1	1390.0	-	-
11	361606.0	83.2	13	2	1692.0	1858.0	-
12	553866.0	84.7	13	3	1533.0	1677.0	1638.0
13	747241.0	88.7	13	3	1703.0	1528.0	1058.0
14	144710.0	78.3	13	2	1258.0	1951.0	-
15	337856.0	69.3	13	2	1731.0	1717.0	-



Trial Number 14							
Burst ID	Burst Offset (us)	Pulse Width (us)	Chirp Width (MHz)	Number of Pulses per Burst	PRI-1 (us)	PRI-2 (us)	PRI-3 (us)
1	22911.0	58.1	13	1	1929.0	-	-
2	216473.0	52.1	13	1	1910.0	-	-
3	410004.0	59.9	13	1	1971.0	-	-
4	603671.0	60.2	13	1	1812.0	-	-
5	794160.0	95.9	13	3	1399.0	1906.0	1608.0
6	192251.0	79.9	13	2	1626.0	1859.0	-
7	385590.0	78.5	13	2	1238.0	1917.0	-
8	579862.0	53.8	13	1	1763.0	-	-
9	773423.0	64.7	13	1	1800.0	-	-
10	168898.0	61.4	13	1	1390.0	-	-
11	361606.0	83.2	13	2	1692.0	1858.0	-
12	553866.0	84.7	13	3	1533.0	1677.0	1638.0



Trial Number 15							
Burst ID	Burst Offset (us)	Pulse Width (us)	Chirp Width (MHz)	Number of Pulses per Burst	PRI-1 (us)	PRI-2 (us)	PRI-3 (us)
1	361323.0	93.3	18	3	1983.0	1912.0	1535.0
2	515261.0	69.1	18	2	1102.0	1794.0	-
3	39025.0	86.9	18	3	1044.0	1152.0	1148.0
4	190900.0	84.9	18	3	1894.0	1948.0	1118.0
5	343941.0	72.3	18	2	1094.0	1916.0	-
6	497624.0	51.7	18	1	1447.0	-	-
7	20319.0	58.3	18	1	1429.0	-	-
8	172999.0	60.8	18	1	1979.0	-	-
9	325872.0	57.1	18	1	1641.0	-	-
10	475841.0	88.9	18	3	1886.0	1964.0	1489.0
11	1489.0	72.0	18	2	1909.0	1297.0	-
12	153647.0	90.9	18	3	1261.0	1566.0	1370.0
13	307096.0	59.8	18	1	1552.0	-	-
14	458804.0	70.0	18	2	1759.0	1291.0	-
15	610798.0	67.2	18	2	1625.0	1881.0	-
16	134759.0	91.2	18	3	1382.0	1832.0	1661.0
17	288306.0	56.5	18	1	1483.0	-	-
18	441296.0	51.2	18	1	1237.0	-	-
19	592780.0	74.1	18	2	1471.0	1245.0	-



Trial Number 16							
Burst ID	Burst Offset (us)	Pulse Width (us)	Chirp Width (MHz)	Number of Pulses per Burst	PRI-1 (us)	PRI-2 (us)	PRI-3 (us)
1	158286.0	76.9	12	2	1110.0	1140.0	-
2	366024.0	50.2	12	1	1316.0	-	-
3	573452.0	62.9	12	1	1520.0	-	-
4	780619.0	64.7	12	1	1902.0	-	-
5	132455.0	83.8	12	3	1410.0	1097.0	1621.0
6	340207.0	65.4	12	1	1944.0	-	-
7	548208.0	53.2	12	1	1024.0	-	-
8	755333.0	51.7	12	1	1603.0	-	-
9	107117.0	78.7	12	2	1804.0	1168.0	-
10	314500.0	72.4	12	2	1030.0	1343.0	-
11	522447.0	53.8	12	1	1327.0	-	-
12	728517.0	73.6	12	2	1524.0	1553.0	-
13	81611.0	66.7	12	2	1722.0	1122.0	-
14	288948.0	82.5	12	2	1404.0	1019.0	-



Trial Number 17							
Burst ID	Burst Offset (us)	Pulse Width (us)	Chirp Width (MHz)	Number of Pulses per Burst	PRI-1 (us)	PRI-2 (us)	PRI-3 (us)
1	345766.0	87.6	20	3	1565.0	1055.0	1840.0
2	490019.0	85.2	20	3	1735.0	1541.0	1408.0
3	39073.0	84.8	20	3	1534.0	1889.0	1463.0
4	183923.0	77.9	20	2	1749.0	1460.0	-
5	328777.0	76.5	20	2	1518.0	1485.0	-
6	474728.0	60.9	20	1	1540.0	-	-
7	21394.0	83.0	20	2	1080.0	1010.0	-
8	165992.0	80.4	20	2	1824.0	1752.0	-
9	310973.0	67.5	20	2	1764.0	1181.0	-
10	456884.0	62.1	20	1	1495.0	-	-
11	3515.0	86.4	20	3	1773.0	1966.0	1263.0
12	147928.0	84.3	20	3	1593.0	1188.0	1788.0
13	293225.0	76.9	20	2	1226.0	1537.0	-
14	436922.0	95.8	20	3	1192.0	1298.0	1844.0
15	584015.0	55.2	20	1	1644.0	-	-
16	130832.0	59.0	20	1	1402.0	-	-
17	274684.0	94.5	20	3	1296.0	1700.0	1283.0
18	418579.0	91.9	20	3	1970.0	1978.0	1165.0
19	563464.0	85.2	20	3	1732.0	1551.0	1189.0
20	112787.0	69.5	20	2	1038.0	1224.0	-



Trial Number 18							
Burst ID	Burst Offset (us)	Pulse Width (us)	Chirp Width (MHz)	Number of Pulses per Burst	PRI-1 (us)	PRI-2 (us)	PRI-3 (us)
1	429224.0	86.4	10	3	1259.0	1918.0	1455.0
2	670241.0	92.2	10	3	1598.0	1719.0	1895.0
3	912880.0	80.4	10	2	1816.0	1899.0	-
4	158603.0	54.3	10	1	1335.0	-	-
5	400824.0	53.1	10	1	1303.0	-	-
6	641915.0	69.4	10	2	1503.0	1546.0	-
7	883823.0	69.1	10	2	1279.0	1639.0	-
8	128373.0	100.0	10	3	1375.0	1438.0	1595.0
9	370379.0	79.6	10	2	1239.0	1705.0	-
10	611194.0	88.4	10	3	1374.0	1579.0	1623.0
11	855665.0	53.3	10	1	1016.0	-	-
12	98897.0	65.3	10	1	1709.0	-	-



Trial Number 19							
Burst ID	Burst Offset (us)	Pulse Width (us)	Chirp Width (MHz)	Number of Pulses per Burst	PRI-1 (us)	PRI-2 (us)	PRI-3 (us)
1	292143.0	55.3	12	1	1920.0	-	-
2	499633.0	58.3	12	1	1797.0	-	-
3	706377.0	72.3	12	2	1610.0	1039.0	-
4	58989.0	84.8	12	3	1131.0	1761.0	1721.0
5	266161.0	82.5	12	2	1875.0	1431.0	-
6	474469.0	63.3	12	1	1095.0	-	-
7	680544.0	80.0	12	2	1119.0	1913.0	-
8	33519.0	90.3	12	3	1660.0	1853.0	1123.0
9	240319.0	91.1	12	3	1539.0	1783.0	1172.0
10	447400.0	96.6	12	3	1525.0	1036.0	1385.0
11	654516.0	82.7	12	2	1710.0	1990.0	-
12	8083.0	50.7	12	1	1234.0	-	-
13	215435.0	78.4	12	2	1047.0	1109.0	-
14	421325.0	99.5	12	3	1299.0	1965.0	1869.0



Trial Number 20							
Burst ID	Burst Offset (us)	Pulse Width (us)	Chirp Width (MHz)	Number of Pulses per Burst	PRI-1 (us)	PRI-2 (us)	PRI-3 (us)
1	733725.0	88.6	10	3	1501.0	1067.0	1927.0
2	977882.0	57.4	10	1	1723.0	-	-
3	221197.0	96.6	10	3	1086.0	1658.0	1324.0
4	462915.0	69.7	10	2	1751.0	1945.0	-
5	705071.0	77.9	10	2	1642.0	1317.0	-
6	947923.0	62.0	10	1	1866.0	-	-
7	191373.0	88.4	10	3	1997.0	1077.0	1366.0
8	432561.0	97.3	10	3	1790.0	1896.0	1367.0
9	674004.0	96.2	10	3	1391.0	1787.0	1672.0
10	915842.0	95.4	10	3	1020.0	1892.0	1414.0
11	162176.0	54.8	10	1	1084.0	-	-
12	403553.0	80.4	10	2	1850.0	1436.0	-



Trial Number 21							
Burst ID	Burst Offset (us)	Pulse Width (us)	Chirp Width (MHz)	Number of Pulses per Burst	PRI-1 (us)	PRI-2 (us)	PRI-3 (us)
1	483470.0	74.7	15	2	1619.0	1611.0	-
2	666072.0	57.1	15	1	1560.0	-	-
3	98810.0	91.9	15	3	1392.0	1475.0	1276.0
4	279914.0	83.1	15	2	1809.0	1772.0	-
5	462536.0	50.7	15	1	1003.0	-	-
6	642324.0	79.2	15	2	1574.0	1600.0	-
7	76831.0	58.7	15	1	1186.0	-	-
8	257785.0	71.0	15	2	1521.0	1567.0	-
9	438554.0	79.0	15	2	1777.0	1960.0	-
10	620397.0	68.5	15	2	1284.0	1428.0	-
11	54310.0	73.5	15	2	1904.0	1352.0	-
12	235506.0	70.5	15	2	1864.0	1115.0	-
13	417036.0	76.6	15	2	1045.0	1300.0	-
14	597974.0	81.2	15	2	1160.0	1675.0	-
15	32086.0	61.8	15	1	1277.0	-	-
16	212751.0	94.9	15	3	1450.0	1206.0	1860.0



Trial Number 22							
Burst ID	Burst Offset (us)	Pulse Width (us)	Chirp Width (MHz)	Number of Pulses per Burst	PRI-1 (us)	PRI-2 (us)	PRI-3 (us)
1	526149.0	78.5	9	2	1653.0	1698.0	-
2	767135.0	89.8	9	3	1174.0	1962.0	1167.0
3	12955.0	59.4	9	1	1982.0	-	-
4	254612.0	79.6	9	2	1633.0	1890.0	-
5	496588.0	76.0	9	2	1112.0	1811.0	-
6	739728.0	53.6	9	1	1144.0	-	-
7	980872.0	80.9	9	2	1220.0	1053.0	-
8	225249.0	61.6	9	1	1724.0	-	-
9	467279.0	53.4	9	1	1901.0	-	-
10	709720.0	59.9	9	1	1379.0	-	-
11	951847.0	60.4	9	1	1453.0	-	-
12	194839.0	91.4	9	3	1768.0	1726.0	1227.0



Trial Number 23							
Burst ID	Burst Offset (us)	Pulse Width (us)	Chirp Width (MHz)	Number of Pulses per Burst	PRI-1 (us)	PRI-2 (us)	PRI-3 (us)
1	261858.0	77.0	20	2	1191.0	1363.0	-
2	407646.0	58.1	20	1	1248.0	-	-
3	552319.0	62.1	20	1	1836.0	-	-
4	99107.0	76.9	20	2	1334.0	1236.0	-
5	243514.0	80.0	20	2	1914.0	1852.0	-
6	389464.0	52.0	20	1	1701.0	-	-
7	531093.0	88.6	20	3	1693.0	1995.0	1905.0
8	81159.0	72.9	20	2	1922.0	1387.0	-
9	225245.0	98.5	20	3	1839.0	1746.0	1389.0
10	371906.0	57.9	20	1	1193.0	-	-
11	514197.0	95.9	20	3	1659.0	1870.0	1066.0
12	63561.0	53.5	20	1	1162.0	-	-
13	207510.0	92.0	20	3	1745.0	1654.0	1458.0
14	353638.0	57.3	20	1	1834.0	-	-
15	497515.0	70.5	20	2	1684.0	1586.0	-
16	45553.0	70.0	20	2	1042.0	1664.0	-
17	189821.0	84.0	20	3	1765.0	1630.0	1176.0
18	335330.0	76.1	20	2	1557.0	1057.0	-
19	478825.0	93.2	20	3	1985.0	1018.0	1340.0
20	27594.0	96.8	20	3	1760.0	1614.0	1817.0



Trial Number 24							
Burst ID	Burst Offset (us)	Pulse Width (us)	Chirp Width (MHz)	Number of Pulses per Burst	PRI-1 (us)	PRI-2 (us)	PRI-3 (us)
1	247117.0	50.1	12	1	1841.0	-	-
2	453362.0	93.5	12	3	1590.0	1081.0	1413.0
3	660875.0	68.8	12	2	1707.0	1577.0	-
4	14140.0	56.3	12	1	1056.0	-	-
5	220734.0	86.0	12	3	1953.0	1108.0	1987.0
6	428367.0	75.2	12	2	1572.0	1536.0	-
7	636681.0	54.4	12	1	1517.0	-	-
8	843157.0	71.1	12	2	1329.0	1243.0	-
9	195585.0	76.2	12	2	1940.0	1770.0	-
10	403231.0	80.2	12	2	1098.0	1209.0	-
11	610202.0	79.7	12	2	1588.0	1214.0	-
12	815229.0	90.9	12	3	1615.0	1862.0	1601.0
13	170267.0	68.7	12	2	1377.0	1441.0	-
14	377306.0	67.4	12	2	1872.0	1313.0	-



Trial Number 25							
Burst ID	Burst Offset (us)	Pulse Width (us)	Chirp Width (MHz)	Number of Pulses per Burst	PRI-1 (us)	PRI-2 (us)	PRI-3 (us)
1	628071.0	94.0	11	3	1643.0	1748.0	1941.0
2	853391.0	70.8	11	2	1177.0	1201.0	-
3	156223.0	56.3	11	1	1006.0	-	-
4	378734.0	96.7	11	3	1230.0	1163.0	1332.0
5	601331.0	90.6	11	3	1217.0	1582.0	1498.0
6	825462.0	74.5	11	2	1569.0	1281.0	-
7	128265.0	92.6	11	3	1065.0	1669.0	1222.0
8	351161.0	89.0	11	3	1493.0	1135.0	1380.0
9	573425.0	96.5	11	3	1607.0	1822.0	1602.0
10	798431.0	70.5	11	2	1141.0	1178.0	-
11	100737.0	94.0	11	3	1009.0	1629.0	1956.0
12	324661.0	55.8	11	1	1290.0	-	-
13	546278.0	87.7	11	3	1435.0	1963.0	1164.0



Trial Number 26							
Burst ID	Burst Offset (us)	Pulse Width (us)	Chirp Width (MHz)	Number of Pulses per Burst	PRI-1 (us)	PRI-2 (us)	PRI-3 (us)
1	1253842.0	68.6	5	2	1306.0	1161.0	-
2	119486.0	83.1	5	2	1420.0	1315.0	-
3	482958.0	60.9	5	1	1687.0	-	-
4	845641.0	77.7	5	2	1776.0	1158.0	-
5	1208428.0	77.4	5	2	1793.0	1510.0	-
6	74748.0	66.8	5	2	1576.0	1323.0	-
7	438300.0	63.7	5	1	1333.0	-	-
8	800152.0	91.2	5	3	1409.0	1681.0	1275.0



Trial Number 27							
Burst ID	Burst Offset (us)	Pulse Width (us)	Chirp Width (MHz)	Number of Pulses per Burst	PRI-1 (us)	PRI-2 (us)	PRI-3 (us)
1	545865.0	83.6	16	3	1632.0	1195.0	1000.0
2	14067.0	89.4	16	3	1173.0	1627.0	1656.0
3	184953.0	55.8	16	1	1532.0	-	-
4	353759.0	90.9	16	3	1981.0	1554.0	1998.0
5	526388.0	54.7	16	1	1825.0	-	-
6	694806.0	97.7	16	3	1734.0	1202.0	1250.0
7	163568.0	67.5	16	2	1571.0	1434.0	-
8	333410.0	96.7	16	3	1589.0	1469.0	1268.0
9	504006.0	68.3	16	2	1750.0	1954.0	-
10	675297.0	78.3	16	2	1591.0	1082.0	-
11	142890.0	55.0	16	1	1427.0	-	-
12	312479.0	84.9	16	3	1129.0	1936.0	1199.0
13	482953.0	74.6	16	2	1959.0	1856.0	-
14	655022.0	63.3	16	1	1885.0	-	-
15	121457.0	99.8	16	3	1035.0	1515.0	1120.0
16	292606.0	63.6	16	1	1647.0	-	-
17	461322.0	87.3	16	3	1931.0	1051.0	1831.0



Trial Number 28							
Burst ID	Burst Offset (us)	Pulse Width (us)	Chirp Width (MHz)	Number of Pulses per Burst	PRI-1 (us)	PRI-2 (us)	PRI-3 (us)
1	565136.0	85.6	19	3	1946.0	1078.0	1015.0
2	89970.0	68.6	19	2	1029.0	1780.0	-
3	243121.0	54.2	19	1	1111.0	-	-
4	396034.0	61.2	19	1	1104.0	-	-
5	546225.0	97.1	19	3	1157.0	1969.0	1100.0
6	70998.0	98.3	19	3	1142.0	1699.0	1622.0
7	224093.0	62.4	19	1	1655.0	-	-
8	376127.0	80.2	19	2	1126.0	1769.0	-
9	527806.0	87.5	19	3	1216.0	1448.0	1179.0
10	52247.0	85.8	19	3	1847.0	1348.0	1472.0
11	204582.0	88.1	19	3	1023.0	1124.0	1631.0
12	357941.0	65.3	19	1	1848.0	-	-
13	510977.0	52.5	19	1	1470.0	-	-
14	33698.0	52.3	19	1	1312.0	-	-
15	186023.0	74.1	19	2	1915.0	1200.0	-
16	339327.0	54.9	19	1	1479.0	-	-
17	491053.0	76.2	19	2	1376.0	1502.0	-
18	14858.0	60.4	19	1	1758.0	-	-
19	167387.0	81.5	19	2	1491.0	1103.0	-



Trial Number 29							
Burst ID	Burst Offset (us)	Pulse Width (us)	Chirp Width (MHz)	Number of Pulses per Burst	PRI-1 (us)	PRI-2 (us)	PRI-3 (us)
1	507709.0	50.5	10	1	1857.0	-	-
2	750249.0	55.7	10	1	1246.0	-	-
3	989003.0	85.8	10	3	1774.0	1002.0	1967.0
4	235634.0	76.9	10	2	1125.0	1474.0	-
5	477675.0	75.1	10	2	1254.0	1052.0	-
6	718312.0	92.3	10	3	1180.0	1486.0	1492.0
7	960895.0	78.1	10	2	1301.0	1757.0	-
8	205370.0	92.2	10	3	1898.0	1252.0	1713.0
9	446940.0	89.0	10	3	1260.0	1706.0	1411.0
10	689225.0	70.9	10	2	1578.0	1620.0	-
11	932305.0	63.1	10	1	1782.0	-	-
12	176231.0	55.3	10	1	1522.0	-	-



Trial Number 30							
Burst ID	Burst Offset (us)	Pulse Width (us)	Chirp Width (MHz)	Number of Pulses per Burst	PRI-1 (us)	PRI-2 (us)	PRI-3 (us)
1	277485.0	83.4	17	3	1454.0	1205.0	1801.0
2	437880.0	97.3	17	3	1319.0	1826.0	1635.0
3	598445.0	90.4	17	3	1079.0	1986.0	1674.0
4	97088.0	91.8	17	3	1563.0	1151.0	1802.0
5	257251.0	98.2	17	3	1876.0	1977.0	1766.0
6	419893.0	59.5	17	1	1952.0	-	-
7	580724.0	80.0	17	2	1253.0	1137.0	-
8	77366.0	86.5	17	3	1054.0	1128.0	1828.0
9	238032.0	91.1	17	3	1105.0	1599.0	1442.0
10	398605.0	93.5	17	3	1867.0	1373.0	1087.0
11	562025.0	60.7	17	1	1033.0	-	-
12	57684.0	67.2	17	2	1288.0	1405.0	-
13	219083.0	61.8	17	1	1585.0	-	-
14	379234.0	79.4	17	2	1933.0	1667.0	-
15	540896.0	81.4	17	2	1096.0	1464.0	-
16	37916.0	65.7	17	1	1496.0	-	-
17	198794.0	76.0	17	2	1733.0	1255.0	-
18	359754.0	81.0	17	2	1326.0	1668.0	-



5.10. In-Service Monitoring

The In-Service Monitoring is defined as the process by which an RLAN monitors the Operating Channel for the presence of radar signals.

Additional requirements for devices with multiple bandwidth modes	Master or Client with radar detection	Client without radar detection
U-NII Detection Bandwidth and Statistical Performance Check	All BW modes must be tested	Not required
Channel Move Time and Channel Closing Transmission Time	Test using widest BW mode available	Test using the widest BW mode available for the link
All other	Any single BW mode	Not required
Note: Frequencies selected for statistical performance check (Section 7.8.4) should include several frequencies within the radar detection bandwidth and frequencies near the edge of the radar detection bandwidth. For 802.11 devices it is suggested to select frequencies in each of the bonded 20 MHz channels and the channel center frequency.		

5.10.1. Test Limit

Parameter	Value
Channel Move Time	< 10 s (See Note 1)
Channel Closing Transmission Time	< 200 ms+ an aggregate of 60 milliseconds over remaining 10 second period. (See Notes 1 and Notes 2.)
<p>Note 1: Channel Move Time and the Channel Closing Transmission Time should be performed with Radar Type 0. The measurement timing begins at the end of the Radar Type 0 burst.</p> <p>Note 2: The Channel Closing Transmission Time is comprised of 200 milliseconds starting at the beginning of the Channel Move Time plus any additional intermittent control signals required to facilitate a Channel move (an aggregate of 60 milliseconds) during the remainder of the 10 second period. The aggregate duration of control signals will not count quiet periods in between transmissions.</p>	

Limits Clause 4.7.2.2.2

The In-Service Monitoring shall be used to continuously monitor an Operating Channel.

The In-Service-Monitoring shall start immediately after the RLAN has started transmissions on an Operating Channel.

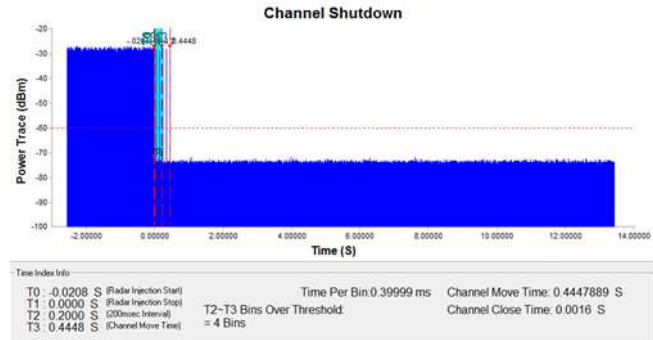
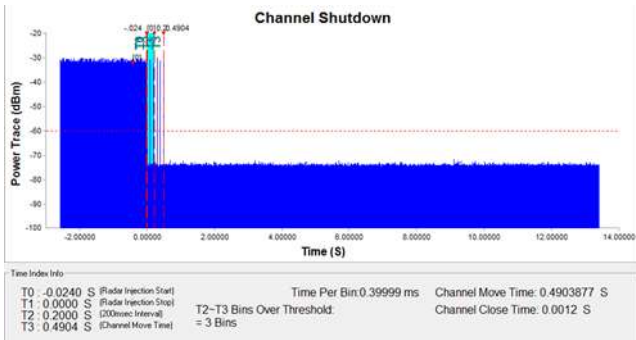


5.10.2. Test Result of In-Service Monitoring

(Master)

Modulation Standard: 802.11ac VHT80, 5260MHz

Modulation Standard: 802.11ac VHT80, 5500MHz

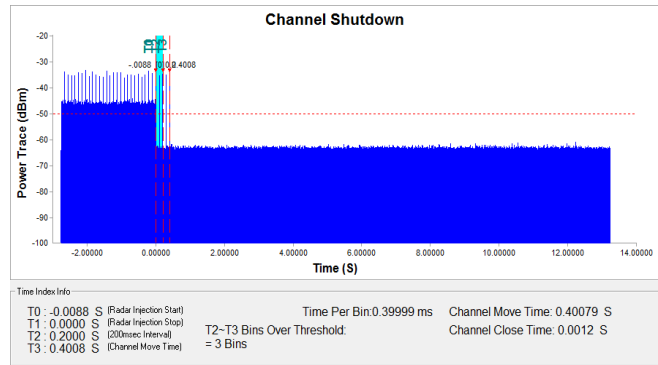
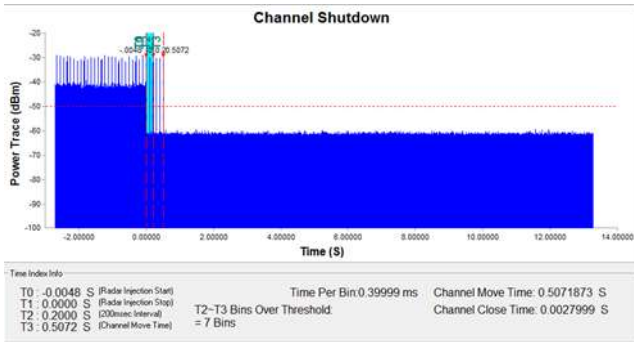




(Repeater)

Modulation Standard: 802.11ac VHT80, 5260MHz

Modulation Standard: 802.11ac VHT80, 5500MHz

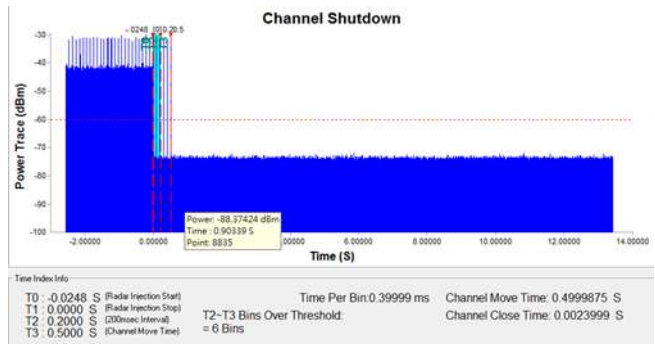
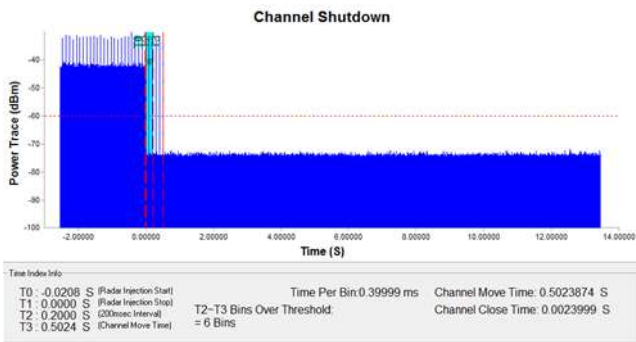




(Client)

Modulation Standard: 802.11ac VHT80, 5260MHz

Modulation Standard: 802.11ac VHT80, 5500MHz





5.11. Non-Occupancy Period

The Channel Shutdown is defined as the process initiated by the RLAN device immediately after a radar signal has been detected on an Operating Channel.

The master device shall instruct all associated slave devices to stop transmitting on this channel, which they shall do within the Channel Move Time.

Slave devices with a Radar Interference Detection function, shall stop their own transmissions within the Channel Move Time.

The aggregate duration of all transmissions of the RLAN device on this channel during the Channel Move Time shall be limited to the Channel Closing Transmission Time. The aggregate duration of all transmissions shall not include quiet periods in between transmissions.

5.11.1. Test Limit

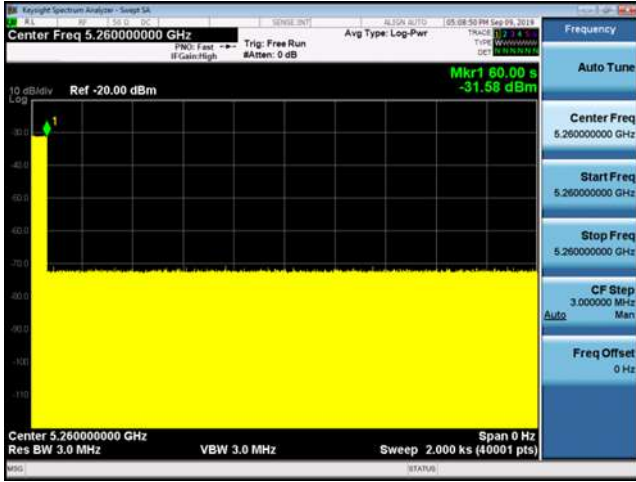
Radar Test Signal	Master (min)	Client (min)
0	> 30	> 30



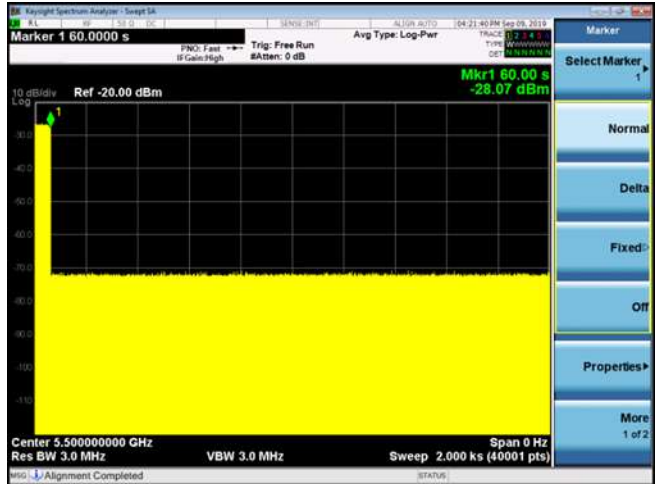
5.11.2. Test Result of Non-Occupancy Period

(Master)

Modulation Standard: 802.11ac VHT80, 5260MHz



Modulation Standard: 802.11ac VHT80, 5500MHz





(Repeater)

Modulation Standard: 802.11ac VHT80, 5260MHz



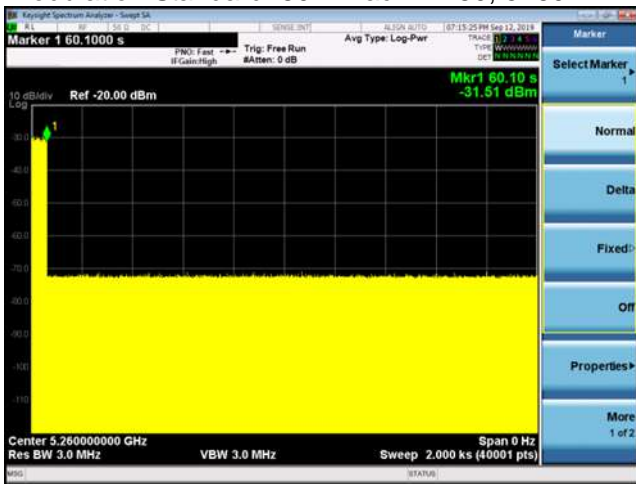
Modulation Standard: 802.11ac VHT80, 5500MHz





(Client)

Modulation Standard: 802.11ac VHT80, 5260MHz



Modulation Standard: 802.11ac VHT80, 5500MHz

