



Setup Photographs

<Conducted Emission>




<Radiated Emission>

Z Plane for Ant. 2

LF




HF






Y Plane for Ant. 1

LF




HF





Y Plane for Ant. 2 (EUT with Base)

LF



HF

