

Photo Report on Test Setups

Report Reference: MDE_TELTO_1701_FCC_Photo_Setups

Test Laboratory:

7layers GmbH
Borsigstrasse 11
40880 Ratingen
Germany



Note:

The following test results relate only to the devices specified in this document. This report shall not be reproduced in parts without the written approval of the test laboratory.

7layers GmbH

Borsigstraße 11
40880 Ratingen, Germany
T +49 (0) 2102 749 0
F +49 (0) 2102 749 350

Geschäftsführer/

Managing Directors:

Frank Spiller
Bernhard Retka
Alexandre Norré-Oudard

Registergericht/registered:

Düsseldorf HRB 75554
USt-Id.-Nr./VAT-No. DE203159652
Steuer-Nr./TAX-No. 147/5869/0385

*a Bureau Veritas
Group Company*

www.7layers.com




Photo 1: Test setup for radiated measurements (Enclosure, below 30 MHz, intentional radiator §15.209, ANSI C63.10)




Photo 2: Test setup for radiated measurements (Enclosure, semi-anechoic chamber, 30 MHz to 1 GHz, intentional radiator §15, ANSI C63.10)



Photo 3: Test setup for radiated measurements (Enclosure, fully-anechoic chamber, 1-26 GHz intentional radiator §15, ANSI C63.10)




Photo 4: Test setup for conducted measurements (AC Port (power line), EUT supplied by AC/DC adapter, intentional / unintentional radiator §15.27, ANSI C63.10)