

CAR RADIO VWN Crafter Quick Instruction

New Radio Ultra Low SBT

7C0 035 153 (TR7229/71)

CONTENT

Part 1 Function Block Diagram

Part 2 Statement & Notice

Part 3 User's Interface Overview

Part 4 Bluetooth General Specification

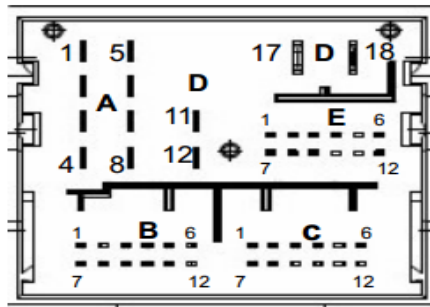
Part 5: Declaration of Conformity

Part 1: Function Block Diagram

Definition of Radio Block

- Main connector is a Quadlock block divided into chambers A, B, C, D, and E.

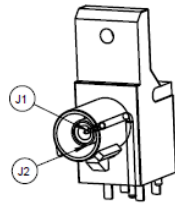
Radio Connector Quadlock



PIN	PIN NAME	I/O	DESCRIPTION
A1	Audio RR+	O	Loudspeaker Right Rear Plus(RR+)
A2	Audio RF +	O	Loudspeaker Right Front Plus(RF+)
A3	Audio LF +	O	Loudspeaker Left Front Plus(LF+)
A4	Audio LR +	O	Loudspeaker Left Rear Plus(LR+)
A5	Audio RR -	O	Loudspeaker Right Rear Ground(RR-)
A6	Audio RF -	O	Loudspeaker Right Front Ground(RF-)
A7	Audio LF -	O	Loudspeaker Left Front Ground(LF-)
A8	Audio LR -	O	Loudspeaker Left Rear Ground(LR-)
B1	-	-	-
B2	-	-	-
B3	-	-	-
B4	OCU NF+	I/O	Line In+
B5	e-Call Mute	I/O	e-Call Mute port
B6	-	-	-
B7	-	-	-
B8	-	-	-
B9	-	-	-
B10	OCU NF-	I/O	Line In-
B11	-	-	-
B12	-	-	-
C1-C12	-	-	-
D17	KI.31 GND	I	GND
D18	KI.30, VBAT	I	Supply vltage
E1	-	-	-

E2	-	-	-
E3	-	-	-
E4	-	-	-
E5	-	-	-
E6	CAN High	I/O	CAN communication port
E7	-	-	-
E8	-	-	-
E9	-	-	-
E10	-	-	-
E11	-	-	-
E12	CAN Low	I/O	CAN communication port

Antenna connector for radio (AM/FM): Fakra II B



Tuner, coding B, White

Pin	J1	J2
Feature	FM/AM	Shield

Part 2: Statement & Notice

1. Statement:

1.1 It is forbidden for users to change the device privately.

2. Notice

2.1 Operating Parameter

2.1.1 Temperature: -40°C~70°C

2.1.2 Humidity: 20 - 60 %

2.2 Power Supply: 12V

The product does not have current limiting protection, but power supply by the vehicle which has the current limiting protection (20A). Users shouldn't use the product by other way and be aware that can't input the current over 20A.

2.3 Security: Please pay attention to the power supply and priority.

2.4 Frequency bands: FM 87.5MHz~108MHz, AM 531KHz~1602KHz

2.5 Maximum output power: 4*20W @4ohm load

2.6 Manufactured Name: Huizhou Desay SV Automotive Co., Ltd

2.7 Manufactured address: No. 103, He chang 5th Road West, Zhong Kai National Hi-tech Industrial Development Zone, Huizhou City, Guangdong Province, 516006 P.R. China.

3. Hardware/ Software version

New Radio Ultra Low SBT : HW:X01 SW:X013
7C0 035 153 (TR7229/71)

4. Half an Hour Mode

Radio has half an hour mode, radio will power off automatically after half an hour, when it happens please power on the radio again.

Part 3: User's Interface Overview



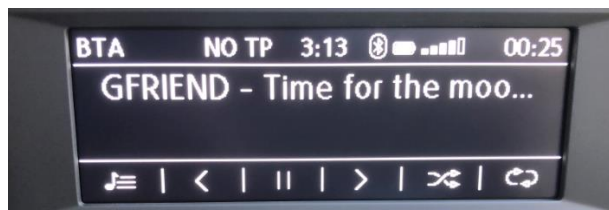
①HK_RADIO

Press HK_RADIO to enter FM/AM main.



②HK_MEDIA

Press HK_MEDIA to enter MEDIA main.



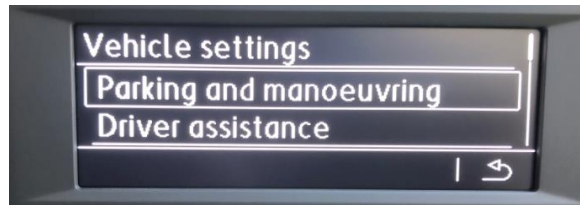
③HK_Left Rotary Encoder

Press HK_Left Rotary Encoder to turn on or turn off the DUT.

Rotate the HK_Left Rotary Encoder to Volume up or Volume down.

④ HK_CAR

Press HK_CAR to enter CAR main.



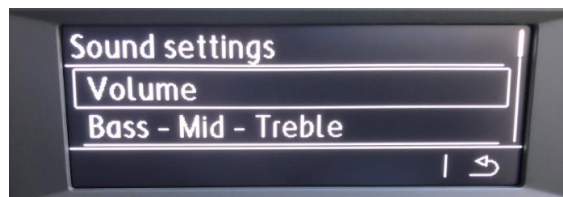
⑤ HK_PHONE

Press HK_PHONE to enter PHONE main.



⑥ HK_SOUND

Press HK_SOUND to enter SOUND main.

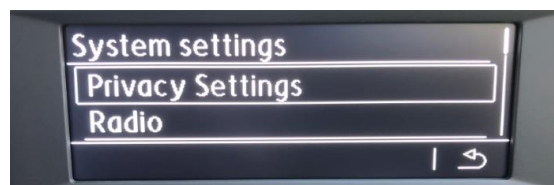


⑦ HK_Right Rotary Encoder

Rotate HK_Right Rotary Encoder to browse in item in the list and press HK_Rotary Encoder to select the item.

⑧ HK_SETUP

Rotate HK_SETUP to enter SETUP main.



⑨ & ⑩ & ⑪ & ⑫ & ⑬ & ⑭ are the soft key, they have different functions in different HMI main.



⑮ Microphone

⑯ SD Slot

⑰ USB Slot

Part 4: Bluetooth General Specification

2. General Specification

Bluetooth Specification	
Standard	Fully qualified single-chip dual mode Bluetooth v5.0 , Class 1.5 ^a
Profiles	HS/HF, A2DP, AVRCP, SPP, etc. detailed profiles depends on the firmware
Frequency Band	2.402GHz ~ 2.480GHz
Maximum Data Rate	3Mbps
RF Input Impedance	50 ohms
Baseband Crystal OSC	26MHz
Interface	UART, PIO, AIO, USB, SPI, Speaker, Microphone, etc.
Sensitivity	-85dBm@0.1%BER
RF TX Power	7dBm
Power	
Supply Voltage	2.7V ~ 3.6V DC
Working Current	Depends on profiles
Standby Current	TBD
Operating Environment	
Temperature	-40°C to +85°C
Humidity	10%~90% Non-Condensing
Certifications	TBD
Environmental	TBD
Dimension and Weight	
Dimension	23.2mm x 11.9mm x 2.0mm
Weight	TBD

Part 5: Declaration of Conformity

Simplified EU Declaration of Conformity

The simplified EU declaration of conformity referred to in Article 10(9) shall be provided as follows:

Hereby, [Huizhou Desay SV Automotive Co., Ltd.] declares that the radio equipment type [designation of type of radio equipment] is in compliance with Directive 2014/53/EU. The full text of the EU declaration of conformity is available at the following internet address: <http://www.desaysv.com/index.php?id=oumeng>

FCC Statement

This device complies with part 15 of the FCC rules. Operation is subject to the following two conditions: (1) this device may not cause harmful interference, and (2) this device must accept any interference received, including interference that may cause undesired operation.

Changes or modifications not expressly approved by the party responsible for compliance could void the user's authority to operate the equipment.

NOTE: This equipment has been tested and found to comply with the limits for a Class B digital device, pursuant to part 15 of the FCC Rules. These limits are designed to provide reasonable protection against harmful interference in a residential installation. This equipment generates uses and can radiate radio frequency energy and, if not installed and used in accordance with the instructions, may cause harmful interference to radio communications. However, there is no guarantee that interference will not occur in a particular installation. If this equipment does cause harmful interference to radio or television reception, which can be determined by turning the equipment off and on, the user is encouraged to try to correct the interference by one or more of the following measures:

- Reorient or relocate the receiving antenna.
 - Increase the separation between the equipment and receiver.
 - Connect the equipment into an outlet on a circuit different from that to which the receiver is connected.
 - Consult the dealer or an experienced radio/TV technician for help
- Important Note:

Radiation Exposure Statement

This equipment complies with FCC radiation exposure limits set forth for an uncontrolled environment. This equipment should be installed and operated with minimum distance 20 cm between the radiator and your body.

This transmitter must not be co-located or operating in conjunction with any other antenna or transmitter.