

## In Box Items

Wireless Charger\*1  
USB cable\*1  
User guide\*1

## Product Specification

Input: 5V/2A, 9V/1.67A  
Output: 5V/1A, 9V/1.1A  
Charging distance: ≤8mm  
Charging efficiency: ≥76%  
Dimensions: φ89mmx14.6mm

## Warranty

1.Two years warranty service from the date you buy it. We provide the free service or product exchange within the warranty period with any quality problem of product itself.  
2.When the product cannot be repaired during the warranty period, you can get a new one replaced the same type of product you purchased from us.  
3.If other reasons such as strong impact, fire, water, and so on, lead the product failing to use, or after warranty period, we will charge the repair fee when the product might be repaired and used again.

## Notes

1.Keep the charging pad and receiver away from water or any liquid.  
2.Cut off input power source during cleaning pad.  
3.Working temperature 0-45℃.



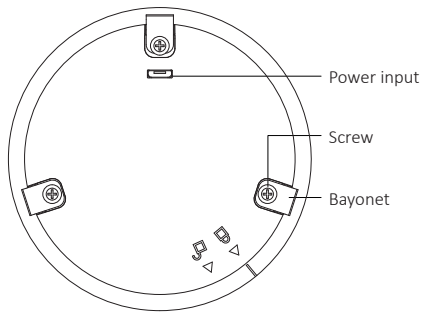
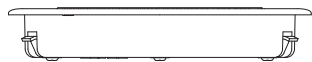
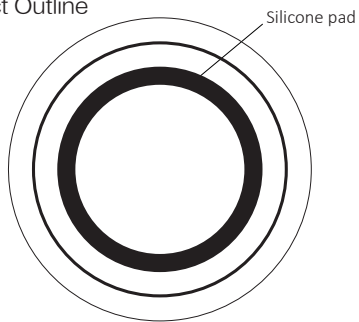
# Furniture Wireless Charger

CP622 USER GUIDE

## Product Introduction

This Charging Pad is one intelligent wireless power charging product, supporting 10W quick charging (requiring adapter & receiving device to support QC2.0 9V/1.67A charging), and compatible for 5W standard power charging. It's designed for furniture and perfectly compatible with any Qi standard devices. Without cable, it brings you free and safe charging experiences.

## Product Outline

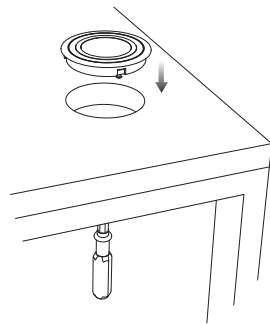


## Applicable Device

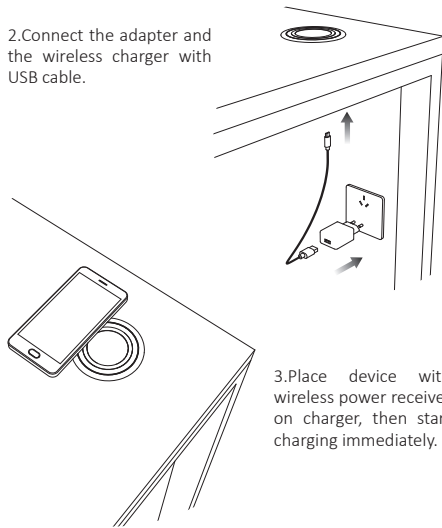
- 1.Devices with built-in wireless charging receiver module (Samsung S8, Iphone 8/8 Plus, Iphone X etc).
  - 2.Devices with reserved wireless charging input port (Galaxy S5, Galaxy Note4 etc).
  - 3.Wireless charging mod or case with receiver module (iPhone5, iPhone 6/6 Plus etc).
- (Note: Receivers must meet WPC standard)

## Instructions

- 1.Insert the device into the hole, fix the 3 screws from bottom with a screwdriver.



- 2.Connect the adapter and the wireless charger with USB cable.



- 3.Place device with wireless power receiver on charger, then start charging immediately.

## **FCC Statement**

The device complies with part 15 and 18 of the FCC Rules.

Operation is subject to the following two conditions: (1) This device may not cause harmful interference, and (2) this device must accept any interference received, including interference that may cause undesired operation.

Changes or modifications not explicitly approved by the party responsible for compliance could void the user's authority to operate this equipment.

Note: this equipment has been tested and found to comply with the limits for a Class B digital device, pursuant to part 15 of the FCC Rules. These limits are designed to provide reasonable protection against harmful interference in a residential installation.

This equipment generates, uses and can radiate radio frequency energy and, if not installed and used in accordance with the instructions, may cause harmful interference to radio communications. However, there is no guarantee that interference will not occur in a particular installation. If this equipment does cause harmful interference to radio or television reception, which can be determined by turning the equipment off and on, the user is encouraged to try to correct the interference by one or more of the following measures:

- Reorient or relocate the receiving antenna.
- Increase the separation between the equipment and receiver.
- Connect the equipment into an outlet on a circuit different from that to which the receiver is connected.
- Consult the dealer or an experienced radio/TV technician for help.

## **Radiation Exposure Statement**

The equipment complies with FCC radiation exposure limits set forth for an uncontrolled environment. This device has been tested for human exposure limits and found compliant at a minimum distance of 10cm during operation.

Thus during the operation of device a distance of 10cm must be respected in every direction.