

2 Contents

| | Page |
|---|-------------|
| 1 COVER PAGE | 1 |
| 2 CONTENTS | 2 |
| 3 REVISION HISTORY | 4 |
| 4 GENERAL INFORMATION | 5 |
| 4.1 GENERAL DESCRIPTION OF E.U.T. | 5 |
| 4.2 DETAILS OF E.U.T. | 5 |
| 4.3 TEST MODE | 7 |
| 4.4 TEST FACILITY | 7 |
| 5 TEST SUMMARY | 9 |
| 6 EQUIPMENT USED DURING TEST | 10 |
| 6.1 EQUIPMENTS LIST | 10 |
| 6.2 MEASUREMENT UNCERTAINTY | 11 |
| 6.3 TEST EQUIPMENT CALIBRATION | 11 |
| 7 RF OUTPUT POWER | 12 |
| 7.1 EUT OPERATION..... | 12 |
| 7.2 TEST PROCEDURE | 12 |
| 7.3 TEST RESULT | 13 |
| 8 PEAK-TO-AVERAGE RATIO | 30 |
| 8.1 EUT OPERATION..... | 30 |
| 8.2 TEST PROCEDURE | 30 |
| 8.3 TEST RESULT | 30 |
| 9 BANDWIDTH | 31 |
| 9.1 EUT OPERATION..... | 31 |
| 9.2 TEST PROCEDURE | 31 |
| 9.3 TEST RESULT | 32 |
| 10 SPURIOUS EMISSIONS AT ANTENNA TERMINALS | 45 |
| 10.1 EUT OPERATION | 45 |
| 10.2 TEST PROCEDURE..... | 45 |
| 10.3 TEST RESULT | 45 |
| 11 SPURIOUS RADIATED EMISSIONS | 46 |
| 11.1 EUT OPERATION | 46 |
| 11.2 TEST SETUP | 46 |
| 11.3 SPECTRUM ANALYZER SETUP | 47 |
| 11.4 TEST PROCEDURE..... | 48 |
| 11.5 SUMMARY OF TEST RESULTS | 49 |
| 12 BAND EDGE MEASUREMENT | 51 |
| 12.1 EUT OPERATION | 51 |
| 12.2 TEST PROCEDURE..... | 51 |
| 12.3 TEST RESULT | 52 |
| 13 FREQUENCY STABILITY | 53 |
| 13.1 EUT OPERATION | 53 |
| 13.2 TEST PROCEDURE..... | 53 |
| 13.3 TEST RESULT | 54 |

| | | |
|-----------|---|-----------|
| 14 | RF EXPOSURE..... | 64 |
| 15 | PHOTOGRAPHS OF TEST SETUP AND EUT..... | 65 |

3 Revision History

| Test report No. | Date of Receipt sample | Date of Test | Date of Issue | Purpose | Comment | Approved |
|------------------------|------------------------|--------------------------------|---------------|----------|---------|----------|
| WTD21D05043 329W006 | 2021-05-08 | 2021-05-08 to 2021-06-04 | 2021-06-07 | original | - | Valid |

4 General Information

4.1 General Description of E.U.T.

| | |
|---------------------------------------|---|
| Product: | Smartphone |
| Model(s): | Silver Max Lite |
| Model Description: | N/A |
| GSM Band(s): | GSM 850/900/1800/1900MHz |
| GPRS/EGPRS Class: | 12 |
| WCDMA Band(s): | FDD Band II/V |
| LTE Band(s): | FDD Band 4/7 |
| Wi-Fi Specification: | 2.4G-802.11b/g/n HT20 |
| Bluetooth Version: | Bluetooth v4.2 with BLE |
| GPS: | Support |
| NFC: | N/A |
| Hardware Version: | V01A |
| Software Version: | K6510Z5KL.KL.HDJ.R0..0406_2128.V1.01_koobee_factory |
| Highest frequency (Exclude Radio): | 1.3GHz |
| Storage Location: | Internal Storage |

Note: This EUT has two SIM card slots, and use same one RF module. We found that RF parameters are the same, when we insert the card 1 and card 2. So we usually performed the test under main card slot 1.

4.2 Details of E.U.T.

| | |
|-----------------------|--|
| Operation Frequency: | LTE Band 4: 1710~1755MHz LTE Band 7: 2500~2570MHz |
| Max. RF output power: | LTE Band 4: 22.98dBm LTE Band 7: 22.98dBm |
| Type of Modulation: | LTE: QPSK, 16QAM |
| Antenna installation: | LTE: internal permanent antenna |
| Antenna Gain: | LTE Band 4: -0.2dBi LTE Band 7: 1.6dBi |
| Ratings: | Battery DC 3.85V, 4900mAh DC 5V, 1.55A, charging from adapter (Adapter Input: 100-240V~50/60Hz 0.25A) |
| Adapter: | Manufacturer: Guangdong Beicom Electronics Co.,Ltd Model No.: U282E0A050155 |
| Type of Emission: | LTE Band 4 1.4MHz: 1M09G7D(QPSK), 1M09W7D(16QAM) LTE Band 4 3MHz: 2M69G7D(QPSK), 2M68W7D(16QAM) LTE Band 4 5MHz: 4M48G7D(QPSK), 4M48W7D(16QAM) |

LTE Band 4 10 MHz: 8M93G7D(QPSK), 8M92W7D(16QAM)

LTE Band 4 15MHz: 13M5G7D(QPSK), 13M5W7D(16QAM)

LTE Band 4 20MHz: 17M9G7D(QPSK), 17M9W7D(16QAM)

LTE Band 7 5MHz: 4M49G7D(QPSK), 4M49W7D(16QAM)

LTE Band 7 10 MHz: 8M93G7D(QPSK), 8M92W7D(16QAM)

LTE Band 7 15MHz: 13M5G7D(QPSK), 13M5W7D(16QAM)

LTE Band 7 20MHz: 17M9G7D(QPSK), 17M9W7D(16QAM)

4.3 Test Mode

All test mode(s) and condition(s) mentioned were considered and evaluated respectively by performing full tests, the worst data were recorded and reported.

| Support Band | Test Mode BW(MHz) | Channel Frequency | Channel Number |
|--|-------------------|-------------------|----------------|
| LTE Band 4 | 1.4 | 1710.7 MHz | 19957 |
| | | 1732.5 MHz | 20175 |
| | | 1754.3 MHz | 20393 |
| | 3 | 1711.5 MHz | 19965 |
| | | 1732.5 MHz | 20175 |
| | | 1753.5 MHz | 20385 |
| | 5 | 1712.5 MHz | 19975 |
| | | 1732.5 MHz | 20175 |
| | | 1752.5 MHz | 20375 |
| | 10 | 1715.0 MHz | 20000 |
| | | 1732.5 MHz | 20175 |
| | | 1750.0 MHz | 20350 |
| | 15 | 1717.5 MHz | 20025 |
| | | 1732.5 MHz | 20175 |
| | | 1747.5 MHz | 20325 |
| 20 | 1720.0 MHz | 20050 | |
| | 1732.5 MHz | 20175 | |
| | 1745.0 MHz | 20300 | |
| LTE Band 7 | 5 | 2502.5 MHz | 20775 |
| | | 2535.0 MHz | 21100 |
| | | 2567.5 MHz | 21425 |
| | 10 | 2505.0 MHz | 20800 |
| | | 2535.0 MHz | 21100 |
| | | 2565.0 MHz | 21400 |
| | 15 | 2507.5 MHz | 20825 |
| | | 2535.0 MHz | 21100 |
| | | 2562.5 MHz | 21375 |
| | 20 | 2510.0 MHz | 20850 |
| | | 2535.0 MHz | 21100 |
| | | 2560.0 MHz | 21350 |
| Remark: All mode(s) were tested and the worst data was recorded. | | | |

4.4 Test Facility

The test facility has a test site registered with the following organizations:

ISED CAB identifier: CN0013. Test Firm Registration No.: 7760A.

Waltek Testing Group Co., Ltd. Has been registered and fully described in a report filed with the Industry Canada. The acceptance letter from the Industry Canada is maintained in our files.

Registration number 7760A, October 15, 2016.

FCC Designation No.: CN1201. Test Firm Registration No.: 523476.

Waltek Testing Group Co., Ltd. EMC Laboratory has been registered and fully described in a report filed with the (FCC) Federal Communications Commission. The acceptance letter from the FCC is maintained in our files. Registration number 523476, September 10, 2019.

5 Test Summary

| Test Items | Test Requirement | Result |
|--|--|--------|
| RF Output Power | 2.1046 24.232 (c) 27.50(h.2) 27.50(d.4) | PASS |
| Peak-to-Average Ratio | 24.232 (d) 27.50(d) | PASS |
| Bandwidth | 2.1049 24.238 27.53(a) | PASS |
| Spurious Emissions at Antenna Terminal | 2.1051 24.238 (a) 27.53(h) 27.53(m)(4) | PASS |
| Field Strength of Spurious Radiation | 2.1053 24.238 (a) 27.53(h) 27.53(m)(4) | PASS |
| Out of band emission | 24.238 (a) 27.53(h) 27.53(m)(4) | PASS |
| Frequency Stability | 2.1055 24.235 27.5(h) 27.54 | PASS |
| Maximum Permissible Exposure (SAR) | 1.1307 2.1093 | PASS |

6 Equipment Used during Test

6.1 Equipments List

| Conducted Emissions Test Site 1# | | | | | | |
|---|--------------------------------------|----------------------|--------------|-----------------|-----------------------|----------------------|
| Item | Equipment | Manufacturer | Model No. | Serial No. | Last Calibration Date | Calibration Due Date |
| 1. | EMI Test Receiver | R&S | ESCI | 100947 | 2021-07-30 | 2022-07-29 |
| 2. | LISN | R&S | ENV216 | 101215 | 2021-07-30 | 2022-07-29 |
| 3. | Cable | Top | TYPE16(3.5M) | - | 2021-07-30 | 2022-07-29 |
| Conducted Emissions Test Site 2# | | | | | | |
| Item | Equipment | Manufacturer | Model No. | Serial No. | Last Calibration Date | Calibration Due Date |
| 1. | EMI Test Receiver | R&S | ESCI | 101155 | 2020-07-30 | 2021-07-29 |
| 2. | LISN | SCHWARZBECK | NSLK 8128 | 8128-289 | 2020-07-30 | 2021-07-29 |
| 3. | Limiter | York | MTS-IMP-136 | 261115-001-0024 | 2020-07-30 | 2021-07-29 |
| 4. | Cable | LARGE | RF300 | - | 2020-07-30 | 2021-07-29 |
| 3m Semi-anechoic Chamber for Radiation Emissions Test site 1# | | | | | | |
| Item | Equipment | Manufacturer | Model No. | Serial No. | Last Calibration Date | Calibration Due Date |
| 1 | Spectrum Analyzer | R&S | FSP | 100091 | 2021-04-20 | 2022-04-19 |
| 2 | Active Loop Antenna | Beijing Dazhi | ZN30900A | - | 2021-04-20 | 2022-04-19 |
| 3 | Trilog Broadband Antenna | SCHWARZBECK | VULB9163 | 336 | 2020-08-22 | 2021-08-21 |
| 4 | Coaxial Cable (below 1GHz) | Top | TYPE16(13M) | - | 2021-04-20 | 2022-04-19 |
| 5 | Broad-band Horn Antenna | SCHWARZBECK | BBHA 9120 D | 667 | 2021-04-25 | 2022-04-24 |
| 6 | Broad-band Horn Antenna | SCHWARZBECK | BBHA 9170 | 335 | 2021-04-20 | 2022-04-19 |
| 7 | Broadband Preamplifier | COMPLIANCE DIRECTION | PAP-1G18 | 2004 | 2021-04-20 | 2022-04-19 |
| 8 | Coaxial Cable (above 1GHz) | Top | 1GHz-25GHz | EW02014-7 | 2021-04-20 | 2022-04-19 |
| 9 | Universal Radio Communication Tester | R&S | CMU 200 | 112461 | 2021-04-20 | 2022-04-19 |
| 10 | Signal Generator | R&S | SMR20 | 100046 | 2020-07-30 | 2021-07-29 |
| 11 | Smart Antenna | SCHWARZBECK | HA08 | - | 2021-04-20 | 2022-04-19 |
| 3m Semi-anechoic Chamber for Radiation Emissions Test site 2# | | | | | | |
| Item | Equipment | Manufacturer | Model No. | Serial No | Last Calibration Date | Calibration Due Date |

| 1 | Test Receiver | R&S | ESCI | 101296 | 2021-04-20 | 2022-04-19 |
|-----------------------------|--|--|-----------|------------|--------------------------|--------------------------|
| 2 | Trilog Broadband Antenna | SCHWARZBECK | VULB9160 | 9160-3325 | 2021-04-25 | 2022-04-24 |
| 3 | Amplifier | Compliance pirection systems inc | PAP-0203 | 22024 | 2020-05-15 2021-05-06 | 2020-05-14 2022-05-05 |
| 4 | Cable | HUBER+SUHNER | CBL2 | 525178 | 2021-04-20 | 2022-04-19 |
| RF Conducted Testing | | | | | | |
| Item | Equipment | Manufacturer | Model No. | Serial No. | Last Calibration Date | Calibration Due Date |
| 1. | EMC Analyzer (9k~26.5GHz) | Agilent | E7405A | MY45114943 | 2021-04-20 | 2022-04-19 |
| 2. | Spectrum Analyzer (9k-6GHz) | R&S | FSL6 | 100959 | 2021-04-20 | 2022-04-19 |
| 3. | Universal Radio Communication Tester | R&S | CMU 200 | 112461 | 2021-04-20 | 2022-04-19 |
| 4 | Signal Analyzer (9k~26.5GHz) | Agilent | N9010A | MY50520207 | 2021-04-20 | 2022-04-19 |

6.2 Measurement Uncertainty

| Parameter | Uncertainty |
|---|---|
| Conducted Emission | ± 3.64 dB(AC mains 150KHz~30MHz) |
| Radiated Spurious Emissions | ± 5.08 dB (Bilog antenna 30M~1000MHz) |
| | ± 5.47 dB (Horn antenna 1000M~25000MHz) |
| Radio Frequency | ± 1 x 10 ⁻⁷ Hz |
| RF Power | ± 0.42 dB |
| RF Power Density | ± 0.7dB |
| Conducted Spurious Emissions | ± 2.76 dB (9kHz~26500MHz) |
| Confidence interval: 95%. Confidence factor:k=2 | |

6.3 Test Equipment Calibration

All the test equipments used are valid and calibrated by CEPREI Certification Body that address is No.110 Dongguan Zhuang RD. Guangzhou, P.R.China.

7 RF OUTPUT POWER

| | |
|-------------------|---|
| Test Requirement: | FCC Part 2.1046, 24.232 (c), 27.50(h.2); 27.50(d.4); 90.635 |
| Test Method: | ANSI C63.26:2015 ANSI/TIA-603-E:2016 |
| Test Mode: | TX transmitting |

7.1 EUT Operation

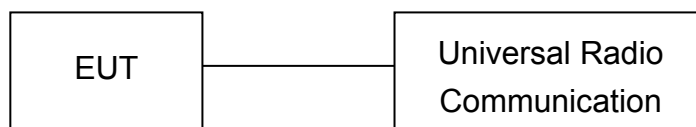
Operating Environment :

| | |
|-----------------------|-----------|
| Temperature: | 22.5 °C |
| Humidity: | 52.1 % RH |
| Atmospheric Pressure: | 101.2kPa |

7.2 Test Procedure

Conducted method:

The RF output of the transmitter was connected to the wireless test set and the spectrum analyzer through sufficient attenuation.



Radiated method:

1. The setup of EUT is according with per TIA/EIA Standard 603D:2010.
2. The measurement antenna was placed at a distance of 3 meters from the EUT. During the tests, the antenna height and polarization as well as EUT azimuth were varied in order to identify the maximum level of emissions from the EUT. The test was performed by placing the EUT on 3-orthogonal axis.
3. The frequency range up to tenth harmonic of the fundamental frequency was investigated.
4. Remove the EUT and replace it with substitution antenna. A signal generator was connected to the substitution antenna by a non-radiating cable. The absolute levels of the spurious emissions were measured by the substitution.

7.3 Test Result

Conducted Power

LTE Band 4:

| BW(MHz) | Ch | Freq(MHz) | Mode | UL RB Allocation | UL RB Offset | Average Power (dbm) | Tune up limited(dBm) | MPR (dB) |
|---------|--------|-----------|--------|------------------|--------------|---------------------|----------------------|----------|
| 1.4MHz | 19957 | 1710.7 | QPSK | 1 | 0 | 22.37 | 22.0±1 | / |
| | | | | 1 | 2 | 22.55 | 22.0±1 | / |
| | | | | 1 | 5 | 22.37 | 22.0±1 | / |
| | | | | 3 | 0 | 22.37 | 22.0±1 | / |
| | | | | 3 | 1 | 22.42 | 22.0±1 | / |
| | | | | 3 | 2 | 22.37 | 22.0±1 | / |
| | | | 6 | 0 | 21.43 | 21.0±1 | 1.0 | |
| | | | 16QAM | 1 | 0 | 21.3 | 21.0±1 | 1.0 |
| | | | | 1 | 2 | 21.48 | 21.0±1 | 1.0 |
| | | | | 1 | 5 | 21.3 | 21.0±1 | 1.0 |
| | | | | 3 | 0 | 21.33 | 21.0±1 | 1.0 |
| | | | | 3 | 1 | 21.36 | 21.0±1 | 1.0 |
| | 3 | 2 | | 21.35 | 21.0±1 | 1.0 | | |
| | 20175 | 1732.5 | QPSK | 1 | 0 | 22.56 | 22.0±1 | / |
| | | | | 1 | 2 | 22.76 | 22.0±1 | / |
| | | | | 1 | 5 | 22.55 | 22.0±1 | / |
| | | | | 3 | 0 | 22.63 | 22.0±1 | / |
| | | | | 3 | 1 | 22.68 | 22.0±1 | / |
| | | | | 3 | 2 | 22.65 | 22.0±1 | / |
| | | | 6 | 0 | 21.64 | 21.0±1 | 1.0 | |
| | | | 16QAM | 1 | 0 | 21.88 | 21.0±1 | 1.0 |
| | | | | 1 | 2 | 21.81 | 21.0±1 | 1.0 |
| | | | | 1 | 5 | 21.9 | 21.0±1 | 1.0 |
| | | | | 3 | 0 | 21.76 | 21.0±1 | 1.0 |
| 3 | | | | 1 | 21.81 | 21.0±1 | 1.0 | |
| 3 | 2 | 21.78 | | 21.0±1 | 1.0 | | | |
| 20393 | 1754.3 | QPSK | 1 | 0 | 22.39 | 22.0±1 | / | |
| | | | 1 | 2 | 22.61 | 22.0±1 | / | |
| | | | 1 | 5 | 22.38 | 22.0±1 | / | |
| | | | 3 | 0 | 22.46 | 22.0±1 | / | |
| | | | 3 | 1 | 22.51 | 22.0±1 | / | |
| | | | 3 | 2 | 22.47 | 22.0±1 | / | |
| | | 6 | 0 | 21.46 | 21.0±1 | 1.0 | | |
| | | 16QAM | 1 | 0 | 21.3 | 21.0±1 | 1.0 | |
| | | | 1 | 2 | 21.45 | 21.0±1 | 1.0 | |
| | | | 1 | 5 | 21.31 | 21.0±1 | 1.0 | |
| | | | 3 | 0 | 21.54 | 21.0±1 | 1.0 | |
| | | | 3 | 1 | 21.58 | 21.0±1 | 1.0 | |
| 3 | 2 | | 21.53 | 21.0±1 | 1.0 | | | |
| 6 | 0 | 20.63 | 21.0±1 | 1.0 | | | | |

| BW(MHz) | Ch | Freq(MHz) | Mode | UL RB Allocation | UL RB Offset | Average Power (dbm) | Tune up limited(dBm) | MPR (dB) |
|---------|-------|-----------|-------|------------------|--------------|---------------------|----------------------|----------|
| 3MHz | 19965 | 1711.5 | QPSK | 1 | 0 | 22.43 | 22.0±1 | / |
| | | | | 1 | 8 | 22.45 | 22.0±1 | / |
| | | | | 1 | 14 | 22.42 | 22.0±1 | / |
| | | | | 6 | 0 | 21.43 | 21.0±1 | 1.0 |
| | | | | 6 | 4 | 21.46 | 21.0±1 | 1.0 |
| | | | | 6 | 9 | 21.39 | 21.0±1 | 1.0 |
| | | | | 15 | 0 | 21.37 | 21.0±1 | 1.0 |
| | | | 16QAM | 1 | 0 | 21.18 | 21.0±1 | 1.0 |
| | | | | 1 | 8 | 21.18 | 21.0±1 | 1.0 |
| | | | | 1 | 14 | 21.15 | 21.0±1 | 1.0 |
| | | | | 8 | 0 | 20.52 | 21.0±1 | 1.0 |
| | | | | 8 | 4 | 20.54 | 21.0±1 | 1.0 |
| | | | | 8 | 9 | 20.46 | 21.0±1 | 1.0 |
| | | | | 15 | 0 | 20.37 | 21.0±1 | 1.0 |
| | 20175 | 1732.5 | QPSK | 1 | 0 | 22.57 | 22.0±1 | / |
| | | | | 1 | 8 | 22.61 | 22.0±1 | / |
| | | | | 1 | 14 | 22.56 | 22.0±1 | / |
| | | | | 6 | 0 | 21.63 | 21.0±1 | 1.0 |
| | | | | 6 | 4 | 21.67 | 21.0±1 | 1.0 |
| | | | | 6 | 9 | 21.62 | 21.0±1 | 1.0 |
| | | | | 15 | 0 | 21.59 | 21.0±1 | 1.0 |
| | | | 16QAM | 1 | 0 | 21.91 | 21.0±1 | 1.0 |
| | | | | 1 | 8 | 21.91 | 21.0±1 | 1.0 |
| | | | | 1 | 14 | 21.89 | 21.0±1 | 1.0 |
| | | | | 6 | 0 | 20.75 | 21.0±1 | 1.0 |
| | | | | 6 | 4 | 20.78 | 21.0±1 | 1.0 |
| | | | | 6 | 9 | 20.73 | 21.0±1 | 1.0 |
| | | | | 15 | 0 | 20.69 | 21.0±1 | 1.0 |
| | 20385 | 1753.5 | QPSK | 1 | 0 | 22.5 | 22.0±1 | / |
| | | | | 1 | 8 | 22.47 | 22.0±1 | / |
| 1 | | | | 14 | 22.43 | 22.0±1 | / | |
| 6 | | | | 0 | 21.45 | 21.0±1 | 1.0 | |
| 6 | | | | 4 | 21.46 | 21.0±1 | 1.0 | |
| 6 | | | | 9 | 21.42 | 21.0±1 | 1.0 | |
| 15 | | | | 0 | 21.43 | 21.0±1 | 1.0 | |
| 16QAM | | | 1 | 0 | 21.41 | 21.0±1 | 1.0 | |
| | | | 1 | 8 | 21.38 | 21.0±1 | 1.0 | |
| | | | 1 | 14 | 21.32 | 21.0±1 | 1.0 | |
| | | | 8 | 0 | 20.5 | 21.0±1 | 1.0 | |
| | | | 8 | 4 | 20.51 | 21.0±1 | 1.0 | |
| | | | 8 | 9 | 20.49 | 21.0±1 | 1.0 | |
| | | | 15 | 0 | 20.4 | 21.0±1 | 1.0 | |

| BW(MHz) | Ch | Freq(MHz) | Mode | UL RB Allocation | UL RB Offset | Average Power (dbm) | Tune up limited(dBm) | MPR (dB) |
|---------|--------|-----------|-------|------------------|--------------|---------------------|----------------------|----------|
| 5MHz | 19975 | 1712.5 | QPSK | 1 | 0 | 22.25 | 22.0±1 | / |
| | | | | 1 | 49 | 22.42 | 22.0±1 | / |
| | | | | 1 | 99 | 22.28 | 22.0±1 | / |
| | | | | 12 | 0 | 21.35 | 21.0±1 | 1.0 |
| | | | | 12 | 24 | 21.41 | 21.0±1 | 1.0 |
| | | | | 12 | 49 | 21.29 | 21.0±1 | 1.0 |
| | | | | 25 | 0 | 21.3 | 21.0±1 | 1.0 |
| | | | 16QAM | 1 | 0 | 21.38 | 21.0±1 | 1.0 |
| | | | | 1 | 49 | 21.48 | 21.0±1 | 1.0 |
| | | | | 1 | 99 | 21.37 | 21.0±1 | 1.0 |
| | | | | 12 | 0 | 20.42 | 21.0±1 | 1.0 |
| | | | | 12 | 24 | 20.44 | 21.0±1 | 1.0 |
| | | | | 12 | 49 | 20.36 | 21.0±1 | 1.0 |
| | | | | 25 | 0 | 20.33 | 21.0±1 | 1.0 |
| | 20175 | 1732.5 | QPSK | 1 | 0 | 22.52 | 22.0±1 | / |
| | | | | 1 | 49 | 22.65 | 22.0±1 | / |
| | | | | 1 | 99 | 22.52 | 22.0±1 | / |
| | | | | 12 | 0 | 21.58 | 21.0±1 | 1.0 |
| | | | | 12 | 24 | 21.64 | 21.0±1 | 1.0 |
| | | | | 12 | 49 | 21.62 | 21.0±1 | 1.0 |
| | | | | 25 | 0 | 21.6 | 21.0±1 | 1.0 |
| | | | 16QAM | 1 | 0 | 21.98 | 21.0±1 | 1.0 |
| | | | | 1 | 49 | 21.82 | 21.0±1 | 1.0 |
| | | | | 1 | 99 | 21.97 | 21.0±1 | 1.0 |
| | | | | 12 | 0 | 20.73 | 21.0±1 | 1.0 |
| | | | | 12 | 24 | 20.82 | 21.0±1 | 1.0 |
| | | | | 12 | 49 | 20.76 | 21.0±1 | 1.0 |
| 25 | | | | 0 | 20.7 | 21.0±1 | 1.0 | |
| 20375 | 1752.5 | QPSK | 1 | 0 | 22.35 | 22.0±1 | / | |
| | | | 1 | 49 | 22.43 | 22.0±1 | / | |
| | | | 1 | 99 | 22.28 | 22.0±1 | / | |
| | | | 12 | 0 | 21.44 | 21.0±1 | 1.0 | |
| | | | 12 | 24 | 21.47 | 21.0±1 | 1.0 | |
| | | | 12 | 49 | 21.3 | 21.0±1 | 1.0 | |
| | | | 25 | 0 | 21.4 | 21.0±1 | 1.0 | |
| | | 16QAM | 1 | 0 | 21.43 | 21.0±1 | 1.0 | |
| | | | 1 | 49 | 21.49 | 21.0±1 | 1.0 | |
| | | | 1 | 99 | 21.31 | 21.0±1 | 1.0 | |
| | | | 12 | 0 | 20.44 | 21.0±1 | 1.0 | |
| | | | 12 | 24 | 20.51 | 21.0±1 | 1.0 | |
| | | | 12 | 49 | 20.39 | 21.0±1 | 1.0 | |
| | | | 25 | 0 | 20.38 | 21.0±1 | 1.0 | |

| BW(MHz) | Ch | Freq(MHz) | Mode | UL RB Allocation | UL RB Offset | Average Power (dbm) | Tune up limited(dBm) | MPR (dB) |
|---------|-------|-----------|-------|------------------|--------------|---------------------|----------------------|----------|
| 10MHz | 20000 | 1715 | QPSK | 1 | 0 | 22.43 | 22.0±1 | / |
| | | | | 1 | 49 | 22.64 | 22.0±1 | / |
| | | | | 1 | 99 | 22.46 | 22.0±1 | / |
| | | | | 25 | 0 | 21.43 | 21.0±1 | 1.0 |
| | | | | 25 | 24 | 21.44 | 21.0±1 | 1.0 |
| | | | | 25 | 49 | 21.43 | 21.0±1 | 1.0 |
| | | | | 50 | 0 | 21.37 | 21.0±1 | 1.0 |
| | | | 16QAM | 1 | 0 | 21.18 | 21.0±1 | 1.0 |
| | | | | 1 | 49 | 21.42 | 21.0±1 | 1.0 |
| | | | | 1 | 99 | 21.23 | 21.0±1 | 1.0 |
| | | | | 25 | 0 | 20.47 | 21.0±1 | 1.0 |
| | | | | 25 | 24 | 20.44 | 21.0±1 | 1.0 |
| | | | | 25 | 49 | 20.48 | 21.0±1 | 1.0 |
| | | | | 50 | 0 | 20.42 | 21.0±1 | 1.0 |
| | 20175 | 1732.5 | QPSK | 1 | 0 | 22.59 | 22.0±1 | / |
| | | | | 1 | 49 | 22.75 | 22.0±1 | / |
| | | | | 1 | 99 | 22.57 | 22.0±1 | / |
| | | | | 25 | 0 | 21.64 | 21.0±1 | 1.0 |
| | | | | 25 | 24 | 21.67 | 21.0±1 | 1.0 |
| | | | | 25 | 49 | 21.66 | 21.0±1 | 1.0 |
| | | | | 50 | 0 | 21.66 | 21.0±1 | 1.0 |
| | | | 16QAM | 1 | 0 | 21.89 | 21.0±1 | 1.0 |
| | | | | 1 | 49 | 21.1 | 21.0±1 | 1.0 |
| | | | | 1 | 99 | 21.89 | 21.0±1 | 1.0 |
| | | | | 25 | 0 | 20.71 | 21.0±1 | 1.0 |
| | | | | 25 | 24 | 20.76 | 21.0±1 | 1.0 |
| | | | | 25 | 49 | 20.79 | 21.0±1 | 1.0 |
| | | | | 50 | 0 | 20.72 | 21.0±1 | 1.0 |
| | 20350 | 1750 | QPSK | 1 | 0 | 22.47 | 22.0±1 | / |
| | | | | 1 | 49 | 22.6 | 22.0±1 | / |
| 1 | | | | 99 | 22.41 | 22.0±1 | / | |
| 25 | | | | 0 | 21.43 | 21.0±1 | 1.0 | |
| 25 | | | | 24 | 21.47 | 21.0±1 | 1.0 | |
| 25 | | | | 49 | 21.35 | 21.0±1 | 1.0 | |
| 50 | | | | 0 | 21.42 | 21.0±1 | 1.0 | |
| 16QAM | | | 1 | 0 | 21.43 | 21.0±1 | 1.0 | |
| | | | 1 | 49 | 21.54 | 21.0±1 | 1.0 | |
| | | | 1 | 99 | 21.3 | 21.0±1 | 1.0 | |
| | | | 25 | 0 | 20.59 | 21.0±1 | 1.0 | |
| | | | 25 | 24 | 20.58 | 21.0±1 | 1.0 | |
| | | | 25 | 49 | 20.48 | 21.0±1 | 1.0 | |
| | | | 50 | 0 | 20.44 | 21.0±1 | 1.0 | |

| BW(MHz) | Ch | Freq(MHz) | Mode | UL RB Allocation | UL RB Offset | Average Power (dbm) | Tune up limited(dBm) | MPR (dB) |
|---------|-------|-----------|-------|------------------|--------------|---------------------|----------------------|----------|
| 15MHz | 20025 | 1717.5 | QPSK | 1 | 0 | 22.33 | 22.0±1 | / |
| | | | | 1 | 49 | 22.48 | 22.0±1 | / |
| | | | | 1 | 99 | 22.34 | 22.0±1 | / |
| | | | | 36 | 0 | 21.59 | 21.0±1 | 1.0 |
| | | | | 36 | 24 | 21.6 | 21.0±1 | 1.0 |
| | | | | 36 | 49 | 21.53 | 21.0±1 | 1.0 |
| | | | | 75 | 0 | 21.59 | 21.0±1 | 1.0 |
| | | | 16QAM | 1 | 0 | 21.07 | 21.0±1 | 1.0 |
| | | | | 1 | 49 | 21.25 | 21.0±1 | 1.0 |
| | | | | 1 | 99 | 21.17 | 21.0±1 | 1.0 |
| | | | | 36 | 0 | 20.51 | 21.0±1 | 1.0 |
| | | | | 36 | 24 | 20.51 | 21.0±1 | 1.0 |
| | | | | 36 | 49 | 20.46 | 21.0±1 | 1.0 |
| | | | | 75 | 0 | 20.56 | 21.0±1 | 1.0 |
| | 20175 | 1732.5 | QPSK | 1 | 0 | 22.44 | 22.0±1 | / |
| | | | | 1 | 49 | 22.61 | 22.0±1 | / |
| | | | | 1 | 99 | 22.5 | 22.0±1 | / |
| | | | | 36 | 0 | 21.64 | 21.0±1 | 1.0 |
| | | | | 36 | 24 | 21.71 | 21.0±1 | 1.0 |
| | | | | 36 | 49 | 21.71 | 21.0±1 | 1.0 |
| | | | | 75 | 0 | 21.71 | 21.0±1 | 1.0 |
| | | | 16QAM | 1 | 0 | 21.76 | 21.0±1 | 1.0 |
| | | | | 1 | 49 | 21.93 | 21.0±1 | 1.0 |
| | | | | 1 | 99 | 21.82 | 21.0±1 | 1.0 |
| | | | | 36 | 0 | 20.68 | 21.0±1 | 1.0 |
| | | | | 36 | 24 | 20.75 | 21.0±1 | 1.0 |
| | | | | 36 | 49 | 20.79 | 21.0±1 | 1.0 |
| | | | | 75 | 0 | 20.7 | 21.0±1 | 1.0 |
| | 20325 | 1747.5 | QPSK | 1 | 0 | 22.41 | 22.0±1 | / |
| | | | | 1 | 49 | 22.51 | 22.0±1 | / |
| 1 | | | | 99 | 22.27 | 22.0±1 | / | |
| 36 | | | | 0 | 21.48 | 21.0±1 | 1.0 | |
| 36 | | | | 24 | 21.59 | 21.0±1 | 1.0 | |
| 36 | | | | 49 | 21.46 | 21.0±1 | 1.0 | |
| 75 | | | | 0 | 21.5 | 21.0±1 | 1.0 | |
| 16QAM | | | 1 | 0 | 21.75 | 21.0±1 | 1.0 | |
| | | | 1 | 49 | 21.82 | 21.0±1 | 1.0 | |
| | | | 1 | 99 | 21.54 | 21.0±1 | 1.0 | |
| | | | 36 | 0 | 20.43 | 21.0±1 | 1.0 | |
| | | | 36 | 24 | 20.51 | 21.0±1 | 1.0 | |
| | | | 36 | 49 | 20.43 | 21.0±1 | 1.0 | |
| | | | 75 | 0 | 20.49 | 21.0±1 | 1.0 | |

| BW(MHz) | Ch | Freq(MHz) | Mode | UL RB Allocation | UL RB Offset | Average Power (dbm) | Tune up limited(dBm) | MPR (dB) |
|---------|-------|-----------|-------|------------------|--------------|---------------------|----------------------|----------|
| 20MHz | 20050 | 1720 | QPSK | 1 | 0 | 22.19 | 22.0±1 | / |
| | | | | 1 | 49 | 22.96 | 22.0±1 | / |
| | | | | 1 | 99 | 22.26 | 22.0±1 | / |
| | | | | 50 | 0 | 21.53 | 21.0±1 | 1.0 |
| | | | | 50 | 24 | 21.48 | 21.0±1 | 1.0 |
| | | | | 50 | 49 | 21.44 | 21.0±1 | 1.0 |
| | | | | 100 | 0 | 21.49 | 21.0±1 | 1.0 |
| | | | 16QAM | 1 | 0 | 21.57 | 21.0±1 | 1.0 |
| | | | | 1 | 49 | 21.99 | 21.0±1 | 1.0 |
| | | | | 1 | 99 | 21.72 | 21.0±1 | 1.0 |
| | | | | 50 | 0 | 20.54 | 21.0±1 | 1.0 |
| | | | | 50 | 24 | 20.53 | 21.0±1 | 1.0 |
| | | | | 50 | 49 | 20.52 | 21.0±1 | 1.0 |
| | | | | 100 | 0 | 20.56 | 21.0±1 | 1.0 |
| | 20175 | 1732.5 | QPSK | 1 | 0 | 22.29 | 22.0±1 | / |
| | | | | 1 | 49 | 22.98 | 22.0±1 | / |
| | | | | 1 | 99 | 22.33 | 22.0±1 | / |
| | | | | 50 | 0 | 21.54 | 21.0±1 | 1.0 |
| | | | | 50 | 24 | 21.94 | 21.0±1 | 1.0 |
| | | | | 50 | 49 | 21.67 | 21.0±1 | 1.0 |
| | | | | 100 | 0 | 21.61 | 21.0±1 | 1.0 |
| | | | 16QAM | 1 | 0 | 21.6 | 21.0±1 | 1.0 |
| | | | | 1 | 49 | 21.81 | 21.0±1 | 1.0 |
| | | | | 1 | 99 | 21.7 | 21.0±1 | 1.0 |
| | | | | 50 | 0 | 20.62 | 21.0±1 | 1.0 |
| | | | | 50 | 24 | 20.71 | 21.0±1 | 1.0 |
| | | | | 50 | 49 | 20.77 | 21.0±1 | 1.0 |
| | | | | 100 | 0 | 20.67 | 21.0±1 | 1.0 |
| | 20300 | 1745 | QPSK | 1 | 0 | 22.19 | 22.0±1 | / |
| | | | | 1 | 49 | 22.58 | 22.0±1 | / |
| 1 | | | | 99 | 22.08 | 22.0±1 | / | |
| 50 | | | | 0 | 21.44 | 21.0±1 | 1.0 | |
| 50 | | | | 24 | 21.48 | 21.0±1 | 1.0 | |
| 50 | | | | 49 | 21.42 | 21.0±1 | 1.0 | |
| 100 | | | | 0 | 21.44 | 21.0±1 | 1.0 | |
| 16QAM | | | 1 | 0 | 21.59 | 21.0±1 | 1.0 | |
| | | | 1 | 49 | 21.97 | 21.0±1 | 1.0 | |
| | | | 1 | 99 | 21.42 | 21.0±1 | 1.0 | |
| | | | 50 | 0 | 20.48 | 21.0±1 | 1.0 | |
| | | | 50 | 24 | 20.51 | 21.0±1 | 1.0 | |
| | | | 50 | 49 | 20.42 | 21.0±1 | 1.0 | |
| | | | 100 | 0 | 20.49 | 21.0±1 | 1.0 | |

LTE Band 7:

| BW(MHz) | Ch | Freq(MHz) | Mode | UL RB Allocation | UL RB Offset | Average Power (dbm) | Tune up limited(dBm) | MPR (dB) |
|---------|-------|-----------|-------|------------------|--------------|---------------------|----------------------|----------|
| 5MHz | 20775 | 2502.5 | QPSK | 1 | 0 | 22.93 | 22.0±1 | / |
| | | | | 1 | 49 | 22.85 | 22.0±1 | / |
| | | | | 1 | 99 | 22.88 | 22.0±1 | / |
| | | | | 12 | 0 | 21.95 | 21.0±1 | 1.0 |
| | | | | 12 | 24 | 21.89 | 21.0±1 | 1.0 |
| | | | | 12 | 49 | 21.95 | 21.0±1 | 1.0 |
| | | | | 25 | 0 | 21.92 | 21.0±1 | 1.0 |
| | | | 16QAM | 1 | 0 | 21.99 | 21.0±1 | 1.0 |
| | | | | 1 | 49 | 21.94 | 21.0±1 | 1.0 |
| | | | | 1 | 99 | 21.98 | 21.0±1 | 1.0 |
| | | | | 12 | 0 | 21.15 | 21.0±1 | 1.0 |
| | | | | 12 | 24 | 21.2 | 21.0±1 | 1.0 |
| | | | | 12 | 49 | 21.13 | 21.0±1 | 1.0 |
| | | | | 25 | 0 | 21.04 | 21.0±1 | 1.0 |
| | 21100 | 2535 | QPSK | 1 | 0 | 22.33 | 22.0±1 | / |
| | | | | 1 | 49 | 22.43 | 22.0±1 | / |
| | | | | 1 | 99 | 22.17 | 22.0±1 | / |
| | | | | 12 | 0 | 21.47 | 21.0±1 | 1.0 |
| | | | | 12 | 24 | 21.39 | 21.0±1 | 1.0 |
| | | | | 12 | 49 | 21.13 | 21.0±1 | 1.0 |
| | | | | 25 | 0 | 21.17 | 21.0±1 | 1.0 |
| | | | 16QAM | 1 | 0 | 21.12 | 21.0±1 | 1.0 |
| | | | | 1 | 49 | 21.17 | 21.0±1 | 1.0 |
| | | | | 1 | 99 | 20.99 | 21.0±1 | 1.0 |
| | | | | 12 | 0 | 20.19 | 21.0±1 | 1.0 |
| | | | | 12 | 24 | 20.23 | 21.0±1 | 1.0 |
| | | | | 12 | 49 | 20.28 | 21.0±1 | 1.0 |
| | | | | 25 | 0 | 20.33 | 21.0±1 | 1.0 |
| | 21425 | 2567.5 | QPSK | 1 | 0 | 22.44 | 22.0±1 | / |
| | | | | 1 | 49 | 22.01 | 22.0±1 | / |
| 1 | | | | 99 | 21.95 | 22.0±1 | / | |
| 12 | | | | 0 | 21.03 | 21.0±1 | 1.0 | |
| 12 | | | | 24 | 21.09 | 21.0±1 | 1.0 | |
| 12 | | | | 49 | 21.04 | 21.0±1 | 1.0 | |
| 25 | | | | 0 | 21.04 | 21.0±1 | 1.0 | |
| 16QAM | | | 1 | 0 | 21.46 | 21.0±1 | 1.0 | |
| | | | 1 | 49 | 21.55 | 21.0±1 | 1.0 | |
| | | | 1 | 99 | 21.38 | 21.0±1 | 1.0 | |
| | | | 12 | 0 | 20.19 | 21.0±1 | 1.0 | |
| | | | 12 | 24 | 20.26 | 21.0±1 | 1.0 | |
| | | | 12 | 49 | 20.25 | 21.0±1 | 1.0 | |
| | | | 25 | 0 | 20.16 | 21.0±1 | 1.0 | |

| BW(MHz) | Ch | Freq(MHz) | Mode | UL RB Allocation | UL RB Offset | Average Power (dbm) | Tune up limited(dBm) | MPR (dB) |
|---------|-------|-----------|-------|------------------|--------------|---------------------|----------------------|----------|
| 10MHz | 20800 | 2505 | QPSK | 1 | 0 | 22.97 | 22.0±1 | / |
| | | | | 1 | 49 | 22.91 | 22.0±1 | / |
| | | | | 1 | 99 | 22.51 | 22.0±1 | / |
| | | | | 25 | 0 | 21.63 | 21.0±1 | 1.0 |
| | | | | 25 | 24 | 21.51 | 21.0±1 | 1.0 |
| | | | | 25 | 49 | 21.54 | 21.0±1 | 1.0 |
| | | | | 50 | 0 | 21.57 | 21.0±1 | 1.0 |
| | | | 16QAM | 1 | 0 | 21.36 | 21.0±1 | 1.0 |
| | | | | 1 | 49 | 21.54 | 21.0±1 | 1.0 |
| | | | | 1 | 99 | 21.35 | 21.0±1 | 1.0 |
| | | | | 25 | 0 | 20.69 | 21.0±1 | 1.0 |
| | | | | 25 | 24 | 20.64 | 21.0±1 | 1.0 |
| | | | | 25 | 49 | 20.62 | 21.0±1 | 1.0 |
| | | | | 50 | 0 | 20.66 | 21.0±1 | 1.0 |
| | 21100 | 2535 | QPSK | 1 | 0 | 21.97 | 22.0±1 | / |
| | | | | 1 | 49 | 22.08 | 22.0±1 | / |
| | | | | 1 | 99 | 21.91 | 22.0±1 | / |
| | | | | 25 | 0 | 21.12 | 21.0±1 | 1.0 |
| | | | | 25 | 24 | 21.06 | 21.0±1 | 1.0 |
| | | | | 25 | 49 | 21 | 21.0±1 | 1.0 |
| | | | | 50 | 0 | 21.07 | 21.0±1 | 1.0 |
| | | | 16QAM | 1 | 0 | 21.36 | 21.0±1 | 1.0 |
| | | | | 1 | 49 | 21.44 | 21.0±1 | 1.0 |
| | | | | 1 | 99 | 21.3 | 21.0±1 | 1.0 |
| | | | | 25 | 0 | 20.27 | 21.0±1 | 1.0 |
| | | | | 25 | 24 | 20.14 | 21.0±1 | 1.0 |
| | | | | 25 | 49 | 20.13 | 21.0±1 | 1.0 |
| | | | | 50 | 0 | 20.18 | 21.0±1 | 1.0 |
| | 21400 | 2565 | QPSK | 1 | 0 | 21.98 | 22.0±1 | / |
| | | | | 1 | 49 | 22.16 | 22.0±1 | / |
| 1 | | | | 99 | 21.89 | 22.0±1 | / | |
| 25 | | | | 0 | 21.04 | 21.0±1 | 1.0 | |
| 25 | | | | 24 | 21.06 | 21.0±1 | 1.0 | |
| 25 | | | | 49 | 21.12 | 21.0±1 | 1.0 | |
| 50 | | | | 0 | 21.1 | 21.0±1 | 1.0 | |
| 16QAM | | | 1 | 0 | 21.07 | 21.0±1 | 1.0 | |
| | | | 1 | 49 | 21.12 | 21.0±1 | 1.0 | |
| | | | 1 | 99 | 20.93 | 21.0±1 | 1.0 | |
| | | | 25 | 0 | 20.17 | 21.0±1 | 1.0 | |
| | | | 25 | 24 | 20.2 | 21.0±1 | 1.0 | |
| | | | 25 | 49 | 20.26 | 21.0±1 | 1.0 | |
| | | | 50 | 0 | 20.18 | 21.0±1 | 1.0 | |

| BW(MHz) | Ch | Freq(MHz) | Mode | UL RB Allocation | UL RB Offset | Average Power (dbm) | Tune up limited(dBm) | MPR (dB) |
|---------|-------|-----------|-------|------------------|--------------|---------------------|----------------------|----------|
| 15MHz | 20825 | 2507.5 | QPSK | 1 | 0 | 22.77 | 22.0±1 | / |
| | | | | 1 | 49 | 22.37 | 22.0±1 | / |
| | | | | 1 | 99 | 22.23 | 22.0±1 | / |
| | | | | 36 | 0 | 21.56 | 21.0±1 | 1.0 |
| | | | | 36 | 24 | 21.53 | 21.0±1 | 1.0 |
| | | | | 36 | 49 | 21.48 | 21.0±1 | 1.0 |
| | | | | 75 | 0 | 21.54 | 21.0±1 | 1.0 |
| | | | 16QAM | 1 | 0 | 21.26 | 21.0±1 | 1.0 |
| | | | | 1 | 49 | 21.32 | 21.0±1 | 1.0 |
| | | | | 1 | 99 | 21.21 | 21.0±1 | 1.0 |
| | | | | 36 | 0 | 20.53 | 21.0±1 | 1.0 |
| | | | | 36 | 24 | 20.54 | 21.0±1 | 1.0 |
| | | | | 36 | 49 | 20.51 | 21.0±1 | 1.0 |
| | | | | 75 | 0 | 20.56 | 21.0±1 | 1.0 |
| | 21100 | 2535 | QPSK | 1 | 0 | 21.97 | 22.0±1 | / |
| | | | | 1 | 49 | 21.94 | 22.0±1 | / |
| | | | | 1 | 99 | 21.74 | 22.0±1 | / |
| | | | | 36 | 0 | 21.1 | 21.0±1 | 1.0 |
| | | | | 36 | 24 | 21.04 | 21.0±1 | 1.0 |
| | | | | 36 | 49 | 20.97 | 21.0±1 | 1.0 |
| | | | | 75 | 0 | 21.06 | 21.0±1 | 1.0 |
| | | | 16QAM | 1 | 0 | 21.39 | 21.0±1 | 1.0 |
| | | | | 1 | 49 | 21.37 | 21.0±1 | 1.0 |
| | | | | 1 | 99 | 21.19 | 21.0±1 | 1.0 |
| | | | | 36 | 0 | 20.18 | 21.0±1 | 1.0 |
| | | | | 36 | 24 | 20.12 | 21.0±1 | 1.0 |
| | | | | 36 | 49 | 20.03 | 21.0±1 | 1.0 |
| | | | | 75 | 0 | 20.08 | 21.0±1 | 1.0 |
| | 21375 | 2562.5 | QPSK | 1 | 0 | 21.96 | 22.0±1 | / |
| | | | | 1 | 49 | 21.95 | 22.0±1 | / |
| 1 | | | | 99 | 21.76 | 22.0±1 | / | |
| 36 | | | | 0 | 21.06 | 21.0±1 | 1.0 | |
| 36 | | | | 24 | 21.07 | 21.0±1 | 1.0 | |
| 36 | | | | 49 | 21.11 | 21.0±1 | 1.0 | |
| 75 | | | | 0 | 21.11 | 21.0±1 | 1.0 | |
| 16QAM | | | 1 | 0 | 21.37 | 21.0±1 | 1.0 | |
| | | | 1 | 49 | 21.35 | 21.0±1 | 1.0 | |
| | | | 1 | 99 | 21.11 | 21.0±1 | 1.0 | |
| | | | 36 | 0 | 20.02 | 21.0±1 | 1.0 | |
| | | | 36 | 24 | 20.05 | 21.0±1 | 1.0 | |
| | | | 36 | 49 | 20.04 | 21.0±1 | 1.0 | |
| | | | 75 | 0 | 20.12 | 21.0±1 | 1.0 | |

| BW(MHz) | Ch | Freq(MHz) | Mode | UL RB Allocation | UL RB Offset | Average Power (dbm) | Tune up limited(dBm) | MPR (dB) |
|---------|-------|-----------|-------|------------------|--------------|---------------------|----------------------|----------|
| 20MHz | 20850 | 2510 | QPSK | 1 | 0 | 22.12 | 22.0±1 | / |
| | | | | 1 | 49 | 22.97 | 22.0±1 | / |
| | | | | 1 | 99 | 22.03 | 22.0±1 | / |
| | | | | 50 | 0 | 21.44 | 21.0±1 | 1.0 |
| | | | | 50 | 24 | 21.46 | 21.0±1 | 1.0 |
| | | | | 50 | 49 | 21.44 | 21.0±1 | 1.0 |
| | | | | 100 | 0 | 21.45 | 21.0±1 | 1.0 |
| | | | 16QAM | 1 | 0 | 21.67 | 21.0±1 | 1.0 |
| | | | | 1 | 49 | 21.85 | 21.0±1 | 1.0 |
| | | | | 1 | 99 | 21.61 | 21.0±1 | 1.0 |
| | | | | 50 | 0 | 20.54 | 21.0±1 | 1.0 |
| | | | | 50 | 24 | 20.56 | 21.0±1 | 1.0 |
| | | | | 50 | 49 | 20.54 | 21.0±1 | 1.0 |
| | | | | 100 | 0 | 20.54 | 21.0±1 | 1.0 |
| | 21100 | 2535 | QPSK | 1 | 0 | 21.84 | 22.0±1 | / |
| | | | | 1 | 49 | 22.98 | 22.0±1 | / |
| | | | | 1 | 99 | 21.64 | 22.0±1 | / |
| | | | | 50 | 0 | 21.08 | 21.0±1 | 1.0 |
| | | | | 50 | 24 | 21.97 | 21.0±1 | 1.0 |
| | | | | 50 | 49 | 20.91 | 21.0±1 | 1.0 |
| | | | | 100 | 0 | 21.02 | 21.0±1 | 1.0 |
| | | | 16QAM | 1 | 0 | 21.24 | 21.0±1 | 1.0 |
| | | | | 1 | 49 | 21.56 | 21.0±1 | 1.0 |
| | | | | 1 | 99 | 21.06 | 21.0±1 | 1.0 |
| | | | | 50 | 0 | 20.16 | 21.0±1 | 1.0 |
| | | | | 50 | 24 | 20.19 | 21.0±1 | 1.0 |
| | | | | 50 | 49 | 20.98 | 21.0±1 | 1.0 |
| | | | | 100 | 0 | 20.08 | 21.0±1 | 1.0 |
| | 21350 | 2560 | QPSK | 1 | 0 | 21.76 | 22.0±1 | / |
| | | | | 1 | 49 | 22.81 | 22.0±1 | / |
| 1 | | | | 99 | 21.51 | 22.0±1 | / | |
| 50 | | | | 0 | 21.04 | 21.0±1 | 1.0 | |
| 50 | | | | 24 | 21.07 | 21.0±1 | 1.0 | |
| 50 | | | | 49 | 21.04 | 21.0±1 | 1.0 | |
| 100 | | | | 0 | 21.05 | 21.0±1 | 1.0 | |
| 16QAM | | | 1 | 0 | 21.26 | 21.0±1 | 1.0 | |
| | | | 1 | 49 | 21.48 | 21.0±1 | 1.0 | |
| | | | 1 | 99 | 20.9 | 21.0±1 | 1.0 | |
| | | | 50 | 0 | 20.07 | 21.0±1 | 1.0 | |
| | | | 50 | 24 | 20.05 | 21.0±1 | 1.0 | |
| | | | 50 | 49 | 20.08 | 21.0±1 | 1.0 | |
| | | | 100 | 0 | 20.09 | 21.0±1 | 1.0 | |

ERP and EIRP**LTE Band 4**

| Frequency (MHz) | Receiver Reading (dBμV) | Turn table Angle Degree | RX Antenna | | Substituted | | | Absolute Level (dBm) | Part 27 | |
|---|-------------------------------|----------------------------------|---------------|----------------|----------------------|---------------|-------------------------|----------------------------|----------------|----------------|
| | | | Height (m) | Polar (H/V) | SG Level (dBm) | Cable (dB) | Antenna Gain (dB) | | Limit (dBm) | Margin (dB) |
| LTE Band 4 Channel 19957 – 1.4MHz – QPSK | | | | | | | | | | |
| 1710.70 | 91.00 | 268 | 2.4 | H | 16.89 | 0.30 | 9.40 | 25.99 | 30 | -4.01 |
| 1710.70 | 91.24 | 243 | 2.1 | V | 17.71 | 0.30 | 9.40 | 26.81 | 30 | -3.19 |
| LTE Band 4 Channel 20175 – 1.4MHz – QPSK | | | | | | | | | | |
| 1732.50 | 91.01 | 238 | 1.4 | H | 16.90 | 0.30 | 9.40 | 26.00 | 30 | -4.00 |
| 1732.50 | 90.83 | 105 | 2.3 | V | 17.30 | 0.30 | 9.40 | 26.40 | 30 | -3.60 |
| LTE Band 4 Channel 20393 – 1.4MHz – QPSK | | | | | | | | | | |
| 1754.30 | 91.00 | 45 | 1.0 | H | 16.89 | 0.30 | 9.40 | 25.99 | 30 | -4.01 |
| 1754.30 | 91.25 | 241 | 2.5 | V | 17.72 | 0.30 | 9.40 | 26.82 | 30 | -3.18 |
| LTE Band 4 Channel 19957 – 1.4MHz – 16QAM | | | | | | | | | | |
| 1710.70 | 90.80 | 331 | 1.1 | H | 16.69 | 0.30 | 9.40 | 25.79 | 30 | -4.21 |
| 1710.70 | 90.95 | 288 | 1.8 | V | 17.42 | 0.30 | 9.40 | 26.52 | 30 | -3.48 |
| LTE Band 4 Channel 20175 – 1.4MHz – 16QAM | | | | | | | | | | |
| 1732.50 | 90.87 | 326 | 2.4 | H | 16.76 | 0.30 | 9.40 | 25.86 | 30 | -4.14 |
| 1732.50 | 90.85 | 339 | 2.5 | V | 17.32 | 0.30 | 9.40 | 26.42 | 30 | -3.58 |
| LTE Band 4 Channel 20393 – 1.4MHz – 16QAM | | | | | | | | | | |
| 1732.50 | 90.87 | 326 | 2.4 | H | 16.76 | 0.30 | 9.40 | 25.86 | 30 | -4.14 |
| 1732.50 | 90.85 | 339 | 2.5 | V | 17.32 | 0.30 | 9.40 | 26.42 | 30 | -3.58 |
| LTE Band 4 Channel 19965 – 3MHz – QPSK | | | | | | | | | | |
| 1711.50 | 90.84 | 91 | 2.2 | H | 16.73 | 0.30 | 9.40 | 25.83 | 30 | -4.17 |
| 1711.50 | 91.16 | 233 | 1.5 | V | 17.63 | 0.30 | 9.40 | 26.73 | 30 | -3.27 |
| LTE Band 4 Channel 20175 – 3MHz – QPSK | | | | | | | | | | |
| 1732.50 | 90.97 | 269 | 1.6 | H | 16.86 | 0.30 | 9.40 | 25.96 | 30 | -4.04 |
| 1732.50 | 90.66 | 213 | 1.5 | V | 17.13 | 0.30 | 9.40 | 26.23 | 30 | -3.77 |
| LTE Band 4 Channel 20385 – 3MHz – QPSK | | | | | | | | | | |
| 1753.50 | 91.13 | 209 | 2.5 | H | 17.02 | 0.30 | 9.40 | 26.12 | 30 | -3.88 |
| 1753.50 | 91.01 | 192 | 1.5 | V | 17.48 | 0.30 | 9.40 | 26.58 | 30 | -3.42 |
| LTE Band 4 Channel 19965 – 3MHz – 16QAM | | | | | | | | | | |
| 1711.50 | 91.16 | 324 | 1.2 | H | 17.05 | 0.30 | 9.40 | 26.15 | 30 | -3.85 |

| | | | | | | | | | | |
|--|-------|-----|-----|---|-------|------|------|-------|----|-------|
| 1711.50 | 91.03 | 41 | 1.4 | V | 17.50 | 0.30 | 9.40 | 26.60 | 30 | -3.40 |
| LTE Band 4 Channel 20175 – 3MHz – 16QAM | | | | | | | | | | |
| 1732.50 | 91.03 | 140 | 1.4 | H | 16.92 | 0.30 | 9.40 | 26.02 | 30 | -3.98 |
| 1732.50 | 90.97 | 136 | 1.2 | V | 17.44 | 0.30 | 9.40 | 26.54 | 30 | -3.46 |
| LTE Band 4 Channel 20385 – 3MHz – 16QAM | | | | | | | | | | |
| 1753.50 | 90.96 | 151 | 1.9 | H | 16.85 | 0.30 | 9.40 | 25.95 | 30 | -4.05 |
| 1753.50 | 91.36 | 37 | 1.6 | V | 17.83 | 0.30 | 9.40 | 26.93 | 30 | -3.07 |
| LTE Band 4 Channel 19975 – 5MHz – QPSK | | | | | | | | | | |
| 1712.50 | 90.56 | 304 | 2.3 | H | 16.45 | 0.30 | 9.40 | 25.55 | 30 | -4.45 |
| 1712.50 | 90.57 | 66 | 1.9 | V | 17.04 | 0.30 | 9.40 | 26.14 | 30 | -3.86 |
| LTE Band 4 Channel 20175 – 5MHz – QPSK | | | | | | | | | | |
| 1732.50 | 91.08 | 320 | 1.8 | H | 16.97 | 0.30 | 9.40 | 26.07 | 30 | -3.93 |
| 1732.50 | 91.12 | 349 | 2.4 | V | 17.59 | 0.30 | 9.40 | 26.69 | 30 | -3.31 |
| LTE Band 4 Channel 20375 – 5MHz – QPSK | | | | | | | | | | |
| 1752.50 | 90.80 | 324 | 1.3 | H | 16.69 | 0.30 | 9.40 | 25.79 | 30 | -4.21 |
| 1752.50 | 91.23 | 204 | 1.6 | V | 17.70 | 0.30 | 9.40 | 26.80 | 30 | -3.20 |
| LTE Band 4 Channel 19975 – 5MHz – 16QAM | | | | | | | | | | |
| 1712.50 | 91.13 | 72 | 2.1 | H | 17.02 | 0.30 | 9.40 | 26.12 | 30 | -3.88 |
| 1712.50 | 90.93 | 131 | 2.3 | V | 17.40 | 0.30 | 9.40 | 26.50 | 30 | -3.50 |
| LTE Band 4 Channel 20175 – 5MHz – 16QAM | | | | | | | | | | |
| 1732.50 | 91.10 | 73 | 1.3 | H | 16.99 | 0.30 | 9.40 | 26.09 | 30 | -3.91 |
| 1732.50 | 90.99 | 77 | 1.9 | V | 17.46 | 0.30 | 9.40 | 26.56 | 30 | -3.44 |
| LTE Band 4 Channel 20375 – 5MHz – 16QAM | | | | | | | | | | |
| 1752.50 | 90.92 | 106 | 1.2 | H | 16.81 | 0.30 | 9.40 | 25.91 | 30 | -4.09 |
| 1752.50 | 91.13 | 76 | 1.5 | V | 17.60 | 0.30 | 9.40 | 26.70 | 30 | -3.30 |
| LTE Band 4 Channel 20000 – 10MHz – QPSK | | | | | | | | | | |
| 1715.00 | 91.03 | 313 | 1.8 | H | 16.92 | 0.30 | 9.40 | 26.02 | 30 | -3.98 |
| 1715.00 | 90.71 | 158 | 1.1 | V | 17.18 | 0.30 | 9.40 | 26.28 | 30 | -3.72 |
| LTE Band 4 Channel 20175 – 10MHz – QPSK | | | | | | | | | | |
| 1732.50 | 90.98 | 186 | 2.1 | H | 16.87 | 0.30 | 9.40 | 25.97 | 30 | -4.03 |
| 1732.50 | 90.95 | 38 | 2.2 | V | 17.42 | 0.30 | 9.40 | 26.52 | 30 | -3.48 |
| LTE Band 4 Channel 20350 – 10MHz – QPSK | | | | | | | | | | |
| 1750.00 | 90.75 | 47 | 2.0 | H | 16.64 | 0.30 | 9.40 | 25.74 | 30 | -4.26 |
| 1750.00 | 90.94 | 81 | 2.2 | V | 17.41 | 0.30 | 9.40 | 26.51 | 30 | -3.49 |
| LTE Band 4 Channel 20000 – 10MHz – 16QAM | | | | | | | | | | |
| 1715.00 | 91.15 | 275 | 2.1 | H | 17.04 | 0.30 | 9.40 | 26.14 | 30 | -3.86 |

| | | | | | | | | | | |
|--|-------|-----|-----|---|-------|------|------|--------------|----|-------|
| 1715.00 | 91.22 | 208 | 1.3 | V | 17.69 | 0.30 | 9.40 | 26.79 | 30 | -3.21 |
| LTE Band 4 Channel 20175 – 10MHz – 16QAM | | | | | | | | | | |
| 1732.50 | 90.89 | 341 | 1.6 | H | 16.78 | 0.30 | 9.40 | 25.88 | 30 | -4.12 |
| 1732.50 | 91.02 | 145 | 1.2 | V | 17.49 | 0.30 | 9.40 | 26.59 | 30 | -3.41 |
| LTE Band 4 Channel 20350 – 10MHz – 16QAM | | | | | | | | | | |
| 1750.00 | 91.01 | 86 | 1.8 | H | 16.90 | 0.30 | 9.40 | 26.00 | 30 | -4.00 |
| 1750.00 | 91.45 | 153 | 1.1 | V | 17.92 | 0.30 | 9.40 | 27.02 | 30 | -2.98 |
| LTE Band 4 Channel 20025 – 15MHz – QPSK | | | | | | | | | | |
| 1717.50 | 91.28 | 21 | 1.7 | H | 17.17 | 0.30 | 9.40 | 26.27 | 30 | -3.73 |
| 1717.50 | 90.65 | 173 | 1.0 | V | 17.12 | 0.30 | 9.40 | 26.22 | 30 | -3.78 |
| LTE Band 4 Channel 20175 – 15MHz – QPSK | | | | | | | | | | |
| 1732.50 | 90.76 | 27 | 1.8 | H | 16.65 | 0.30 | 9.40 | 25.75 | 30 | -4.25 |
| 1732.50 | 90.90 | 5 | 1.2 | V | 17.37 | 0.30 | 9.40 | 26.47 | 30 | -3.53 |
| LTE Band 4 Channel 20325 – 15MHz – QPSK | | | | | | | | | | |
| 1747.50 | 90.93 | 217 | 1.6 | H | 16.82 | 0.30 | 9.40 | 25.92 | 30 | -4.08 |
| 1747.50 | 91.12 | 144 | 2.2 | V | 17.59 | 0.30 | 9.40 | 26.69 | 30 | -3.31 |
| LTE Band 4 Channel 20025 – 15MHz – 16QAM | | | | | | | | | | |
| 1717.50 | 91.17 | 248 | 1.5 | H | 17.06 | 0.30 | 9.40 | 26.16 | 30 | -3.84 |
| 1717.50 | 90.97 | 101 | 1.5 | V | 17.44 | 0.30 | 9.40 | 26.54 | 30 | -3.46 |
| LTE Band 4 Channel 20175 – 15MHz – 16QAM | | | | | | | | | | |
| 1732.50 | 90.68 | 299 | 2.0 | H | 16.57 | 0.30 | 9.40 | 25.67 | 30 | -4.33 |
| 1732.50 | 91.02 | 282 | 1.6 | V | 17.49 | 0.30 | 9.40 | 26.59 | 30 | -3.41 |
| LTE Band 4 Channel 20325 – 15MHz – 16QAM | | | | | | | | | | |
| 1747.50 | 90.86 | 298 | 1.8 | H | 16.75 | 0.30 | 9.40 | 25.85 | 30 | -4.15 |
| 1747.50 | 91.03 | 145 | 2.4 | V | 17.50 | 0.30 | 9.40 | 26.60 | 30 | -3.40 |
| LTE Band 4 Channel 20050 – 20MHz – QPSK | | | | | | | | | | |
| 1720.00 | 92.80 | 335 | 1.4 | H | 18.69 | 0.30 | 9.40 | 27.79 | 30 | -2.21 |
| 1720.00 | 92.10 | 90 | 1.1 | V | 18.57 | 0.30 | 9.40 | 27.67 | 30 | -2.33 |
| LTE Band 4 Channel 20175 – 20MHz – QPSK | | | | | | | | | | |
| 1732.50 | 92.81 | 46 | 1.3 | H | 18.70 | 0.30 | 9.40 | 27.80 | 30 | -2.20 |
| 1732.50 | 92.13 | 67 | 1.1 | V | 18.60 | 0.30 | 9.40 | 27.70 | 30 | -2.30 |
| LTE Band 4 Channel 20300 – 20MHz – QPSK | | | | | | | | | | |
| 1745.00 | 92.83 | 324 | 1.2 | H | 18.72 | 0.30 | 9.40 | 27.82 | 30 | -2.18 |
| 1745.00 | 92.15 | 91 | 1.7 | V | 18.62 | 0.30 | 9.40 | 27.72 | 30 | -2.28 |
| LTE Band 4 Channel 20050 – 20MHz – 16QAM | | | | | | | | | | |
| 1720.00 | 92.84 | 194 | 1.4 | H | 18.73 | 0.30 | 9.40 | 27.83 | 30 | -2.17 |

| | | | | | | | | | | |
|--|-------|-----|-----|---|-------|------|------|--------------|----|-------|
| 1720.00 | 92.18 | 303 | 2.2 | V | 18.65 | 0.30 | 9.40 | 27.75 | 30 | -2.25 |
| LTE Band 4 Channel 20175 – 20MHz – 16QAM | | | | | | | | | | |
| 1732.50 | 92.85 | 64 | 1.6 | H | 18.74 | 0.30 | 9.40 | 27.84 | 30 | -2.16 |
| 1732.50 | 92.16 | 83 | 1.9 | V | 18.63 | 0.30 | 9.40 | 27.73 | 30 | -2.27 |
| LTE Band 4 Channel 20300 – 20MHz – 16QAM | | | | | | | | | | |
| 1745.00 | 92.87 | 146 | 1.2 | H | 18.76 | 0.30 | 9.40 | 27.86 | 30 | -2.14 |
| 1745.00 | 92.20 | 185 | 1.5 | V | 18.67 | 0.30 | 9.40 | 27.77 | 30 | -2.23 |

LTE Band 7

| Frequency | Receiver Reading | Turn table Angle | RX Antenna | | Substituted | | | Absolute Level | Part 27 | |
|---|------------------|------------------|------------|-------|-------------|-------|--------------|----------------|---------|--------|
| | | | Height | Polar | SG Level | Cable | Antenna Gain | | Limit | Margin |
| (MHz) | (dBμV) | Degree | (m) | (H/V) | (dBm) | (dB) | (dB) | (dBm) | (dBm) | (dB) |
| LTE Band 7 Channel 20775 – 5MHz – QPSK | | | | | | | | | | |
| 2502.50 | 89.00 | 221 | 1.4 | H | 15.00 | 0.43 | 10.60 | 25.17 | 33 | -7.83 |
| 2502.50 | 85.66 | 182 | 1.7 | V | 15.38 | 0.43 | 10.60 | 25.55 | 33 | -7.45 |
| LTE Band 7 Channel 21100 – 5MHz – QPSK | | | | | | | | | | |
| 2535.00 | 88.81 | 80 | 1.0 | H | 14.81 | 0.43 | 10.60 | 24.98 | 33 | -8.02 |
| 2535.00 | 86.14 | 304 | 1.8 | V | 15.86 | 0.43 | 10.60 | 26.03 | 33 | -6.97 |
| LTE Band 7 Channel 21425 – 5MHz – QPSK | | | | | | | | | | |
| 2567.50 | 89.22 | 83 | 2.3 | H | 15.11 | 0.43 | 10.60 | 25.28 | 33 | -7.72 |
| 2567.50 | 85.91 | 282 | 1.0 | V | 15.72 | 0.43 | 10.60 | 25.89 | 33 | -7.11 |
| LTE Band 7 Channel 20775 – 5MHz – 16QAM | | | | | | | | | | |
| 2502.50 | 88.69 | 2 | 1.5 | H | 14.69 | 0.43 | 10.60 | 24.86 | 33 | -8.14 |
| 2502.50 | 86.15 | 315 | 1.3 | V | 15.87 | 0.43 | 10.60 | 26.04 | 33 | -6.96 |
| LTE Band 7 Channel 21100 – 5MHz – 16QAM | | | | | | | | | | |
| 2535.00 | 88.74 | 77 | 1.7 | H | 14.74 | 0.43 | 10.60 | 24.91 | 33 | -8.09 |
| 2535.00 | 86.10 | 136 | 2.1 | V | 15.82 | 0.43 | 10.60 | 25.99 | 33 | -7.01 |
| LTE Band 7 Channel 21425 – 5MHz – 16QAM | | | | | | | | | | |
| 2567.50 | 89.40 | 168 | 1.2 | H | 15.29 | 0.43 | 10.60 | 25.46 | 33 | -7.54 |
| 2567.50 | 85.98 | 265 | 1.7 | V | 15.79 | 0.43 | 10.60 | 25.96 | 33 | -7.04 |
| LTE Band 7 Channel 20800 – 10MHz – QPSK | | | | | | | | | | |
| 2505.00 | 89.05 | 2 | 1.9 | H | 15.05 | 0.43 | 10.60 | 25.22 | 33 | -7.78 |
| 2505.00 | 85.86 | 3 | 1.0 | V | 15.58 | 0.43 | 10.60 | 25.75 | 33 | -7.25 |
| LTE Band 7 Channel 21100 – 10MHz – QPSK | | | | | | | | | | |
| 2535.00 | 88.66 | 161 | 1.3 | H | 14.66 | 0.43 | 10.60 | 24.83 | 33 | -8.17 |
| 2535.00 | 85.64 | 129 | 1.8 | V | 15.36 | 0.43 | 10.60 | 25.53 | 33 | -7.47 |
| LTE Band 7 Channel 21400 – 10MHz – QPSK | | | | | | | | | | |
| 2565.00 | 88.99 | 227 | 2.3 | H | 14.88 | 0.43 | 10.60 | 25.05 | 33 | -7.95 |
| 2565.00 | 85.96 | 296 | 2.4 | V | 15.77 | 0.43 | 10.60 | 25.94 | 33 | -7.06 |
| LTE Band 7 Channel 20800 – 10MHz – 16QAM | | | | | | | | | | |
| 2505.00 | 88.95 | 248 | 2.2 | H | 14.95 | 0.43 | 10.60 | 25.12 | 33 | -7.88 |
| 2505.00 | 85.86 | 126 | 1.8 | V | 15.58 | 0.43 | 10.60 | 25.75 | 33 | -7.25 |

| LTE Band 7 Channel 21100 – 10MHz – 16QAM | | | | | | | | | | |
|--|-------|-----|-----|---|-------|------|-------|-------|----|-------|
| 2535.00 | 88.58 | 37 | 1.2 | H | 14.58 | 0.43 | 10.60 | 24.75 | 33 | -8.25 |
| 2535.00 | 86.94 | 230 | 2.4 | V | 16.66 | 0.43 | 10.60 | 26.83 | 33 | -6.17 |
| LTE Band 7 Channel 21400 – 10MHz – 16QAM | | | | | | | | | | |
| 2565.00 | 88.90 | 216 | 2.0 | H | 14.79 | 0.43 | 10.60 | 24.96 | 33 | -8.04 |
| 2565.00 | 85.85 | 118 | 1.3 | V | 15.66 | 0.43 | 10.60 | 25.83 | 33 | -7.17 |
| LTE Band 7 Channel 20825 – 15MHz – QPSK | | | | | | | | | | |
| 2507.50 | 89.08 | 112 | 2.3 | H | 15.08 | 0.43 | 10.60 | 25.25 | 33 | -7.75 |
| 2507.50 | 85.97 | 353 | 1.3 | V | 15.69 | 0.43 | 10.60 | 25.86 | 33 | -7.14 |
| LTE Band 7 Channel 21100 – 15MHz – QPSK | | | | | | | | | | |
| 2535.00 | 89.26 | 225 | 1.9 | H | 15.26 | 0.43 | 10.60 | 25.43 | 33 | -7.57 |
| 2535.00 | 85.60 | 59 | 2.5 | V | 15.32 | 0.43 | 10.60 | 25.49 | 33 | -7.51 |
| LTE Band 7 Channel 21375 – 15MHz – QPSK | | | | | | | | | | |
| 2562.50 | 89.10 | 26 | 1.1 | H | 14.99 | 0.43 | 10.60 | 25.16 | 33 | -7.84 |
| 2562.50 | 86.04 | 93 | 2.4 | V | 15.85 | 0.43 | 10.60 | 26.02 | 33 | -6.98 |
| LTE Band 7 Channel 20825 – 15MHz – 16QAM | | | | | | | | | | |
| 2507.50 | 88.84 | 112 | 1.1 | H | 14.84 | 0.43 | 10.60 | 25.01 | 33 | -7.99 |
| 2507.50 | 85.67 | 186 | 2.5 | V | 15.39 | 0.43 | 10.60 | 25.56 | 33 | -7.44 |
| LTE Band 7 Channel 21100 – 15MHz – 16QAM | | | | | | | | | | |
| 2535.00 | 88.93 | 298 | 1.3 | H | 14.93 | 0.43 | 10.60 | 25.10 | 33 | -7.90 |
| 2535.00 | 85.97 | 331 | 1.4 | V | 15.69 | 0.43 | 10.60 | 25.86 | 33 | -7.14 |
| LTE Band 7 Channel 21375 – 15MHz – 16QAM | | | | | | | | | | |
| 2562.50 | 89.23 | 275 | 1.5 | H | 15.12 | 0.43 | 10.60 | 25.29 | 33 | -7.71 |
| 2562.50 | 85.70 | 185 | 1.1 | V | 15.51 | 0.43 | 10.60 | 25.68 | 33 | -7.32 |
| LTE Band 7 Channel 20850 – 20MHz – QPSK | | | | | | | | | | |
| 2510.00 | 91.50 | 65 | 1.7 | H | 17.50 | 0.43 | 10.60 | 27.67 | 33 | -5.33 |
| 2510.00 | 88.00 | 227 | 1.6 | V | 17.72 | 0.43 | 10.60 | 27.89 | 33 | -5.11 |
| LTE Band 7 Channel 21100 – 20MHz – QPSK | | | | | | | | | | |
| 2535.00 | 91.43 | 243 | 2.3 | H | 17.43 | 0.43 | 10.60 | 27.60 | 33 | -5.40 |
| 2535.00 | 88.03 | 37 | 2.4 | V | 17.75 | 0.43 | 10.60 | 27.92 | 33 | -5.08 |
| LTE Band 7 Channel 21350 – 20MHz – QPSK | | | | | | | | | | |
| 2560.00 | 91.40 | 65 | 1.2 | H | 17.29 | 0.43 | 10.60 | 27.46 | 33 | -5.54 |
| 2560.00 | 87.95 | 164 | 2.0 | V | 17.76 | 0.43 | 10.60 | 27.93 | 33 | -5.07 |
| LTE Band 7 Channel 20850 – 20MHz – 16QAM | | | | | | | | | | |
| 2510.00 | 91.30 | 101 | 1.7 | H | 17.30 | 0.43 | 10.60 | 27.47 | 33 | -5.53 |
| 2510.00 | 87.98 | 186 | 2.1 | V | 17.70 | 0.43 | 10.60 | 27.87 | 33 | -5.13 |

| LTE Band 7 Channel 21100 – 20MHz – 16QAM | | | | | | | | | | |
|--|-------|-----|-----|---|-------|------|-------|-------|----|-------|
| 2535.00 | 91.42 | 198 | 2.2 | H | 17.42 | 0.43 | 10.60 | 27.59 | 33 | -5.41 |
| 2535.00 | 87.99 | 164 | 2.1 | V | 17.71 | 0.43 | 10.60 | 27.88 | 33 | -5.12 |
| LTE Band 7 Channel 21350 – 20MHz – 16QAM | | | | | | | | | | |
| 2560.00 | 91.52 | 185 | 1.0 | H | 17.41 | 0.43 | 10.60 | 27.58 | 33 | -5.42 |
| 2560.00 | 88.00 | 266 | 2.1 | V | 17.81 | 0.43 | 10.60 | 27.98 | 33 | -5.02 |

8 Peak-to-Average Ratio

| | |
|-------------------|----------------------|
| Test Requirement: | 24.232 (d), 27.50(d) |
| Test Method: | N/A |
| Test Mode: | TX transmitting |

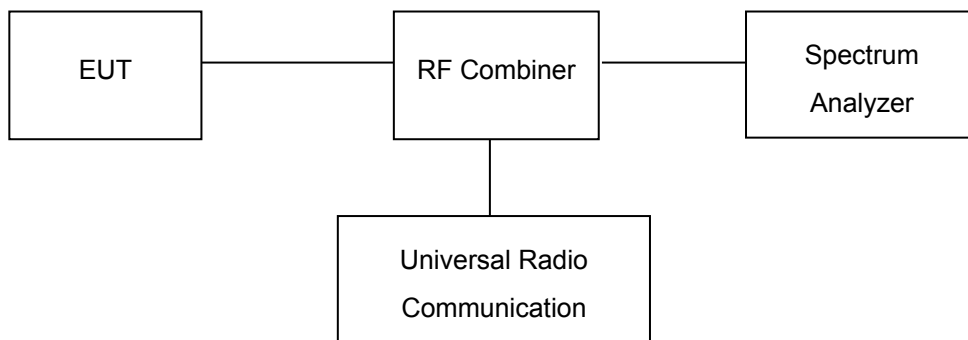
8.1 EUT Operation

Operating Environment :

| | |
|-----------------------|----------|
| Temperature: | 22.5 °C |
| Humidity: | 52.3% RH |
| Atmospheric Pressure: | 101.2kPa |

8.2 Test Procedure

1. The EUT was connected to spectrum analyzer and system simulator via a power divider.
2. Set EUT to transmit at maximum output power.
3. When the duty cycle is less than 98%, then signal gating will be implemented on the spectrum analyzer by triggering from the system simulator.
4. Set the CCDF (Complementary Cumulative Distribution Function) option of the spectrum analyzer. Record the maximum PAPR level associated with a probability of 0.1%.



8.3 Test Result

PASS

LTE Band

Please refer to the Appendix Band 4/7 LTE Peak to Average Ratio.

9 BANDWIDTH

Test Requirement: FCC Part 2.1049, 24.238, 27.53(a); 90.691

Test Method: ANSI C63.26:2015
ANSI/TIA-603-E:2016

Test Mode: TX transmitting

9.1 EUT Operation

Operating Environment :

Temperature: 22.5 °C

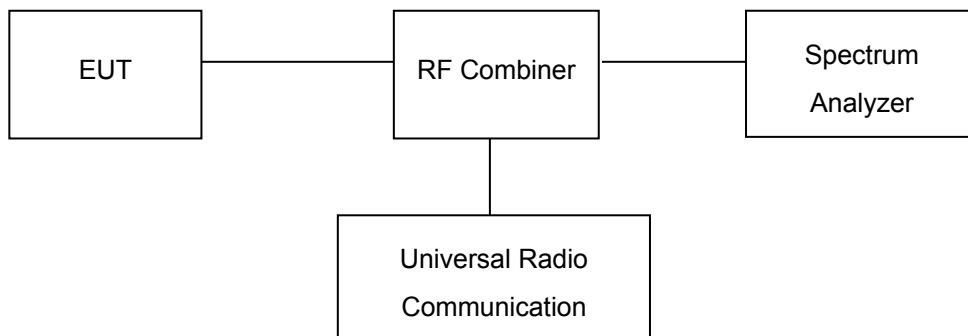
Humidity: 52.3% RH

Atmospheric Pressure: 101.2kPa

9.2 Test Procedure

The RF output of the transmitter was connected to the wireless test set and the spectrum analyzer through sufficient attenuation.

The resolution bandwidth of the spectrum analyzer was set in the range of 1 to 5 % of the anticipated OBW and the 26 dB & 99%bandwidth was recorded.



9.3 Test Result

LTE Band 4 (Part 27):

| BW(MHz) | Channel | Frequency (MHz) | Modulation | 99% Occupied Bandwidth (MHz) | 26 dB Bandwidth (MHz) |
|---------|---------|-----------------|------------|------------------------------|-----------------------|
| 1.4 | 19957 | 1710.7 | QPSK | 1.09 | 1.23 |
| | | | 16QAM | 1.08 | 1.24 |
| 1.4 | 2.175 | 1732.5 | QPSK | 1.09 | 1.23 |
| | | | 16QAM | 1.09 | 1.23 |
| 1.4 | 20393 | 1754.3 | QPSK | 1.09 | 1.24 |
| | | | 16QAM | 1.09 | 1.23 |
| 3 | 19965 | 1711.5 | QPSK | 2.68 | 2.94 |
| | | | 16QAM | 2.68 | 2.95 |
| 3 | 2.175 | 1732.5 | QPSK | 2.68 | 2.95 |
| | | | 16QAM | 2.68 | 2.96 |
| 3 | 2.385 | 1753.5 | QPSK | 2.69 | 2.94 |
| | | | 16QAM | 2.68 | 2.97 |
| 5 | 19975 | 1712.5 | QPSK | 4.48 | 4.83 |
| | | | 16QAM | 4.48 | 4.81 |
| 5 | 20175 | 1732.5 | QPSK | 4.48 | 4.83 |
| | | | 16QAM | 4.48 | 4.84 |
| 5 | 20375 | 1752.5 | QPSK | 4.48 | 4.82 |
| | | | 16QAM | 4.48 | 4.84 |
| 10 | 2000 | 1715 | QPSK | 8.93 | 9.42 |
| | | | 16QAM | 8.92 | 9.41 |
| 10 | 20175 | 1732.5 | QPSK | 8.92 | 9.39 |
| | | | 16QAM | 8.92 | 9.41 |
| 10 | 20350 | 1750 | QPSK | 8.93 | 9.43 |
| | | | 16QAM | 8.92 | 9.47 |
| 15 | 20025 | 1717.5 | QPSK | 13.44 | 14.24 |
| | | | 16QAM | 13.45 | 14.26 |
| 15 | 20175 | 1732.5 | QPSK | 13.46 | 14.25 |
| | | | 16QAM | 13.45 | 14.26 |
| 15 | 20325 | 1747.5 | QPSK | 13.44 | 14.25 |
| | | | 16QAM | 13.44 | 14.25 |
| 20 | 20050 | 1720 | QPSK | 17.91 | 18.77 |

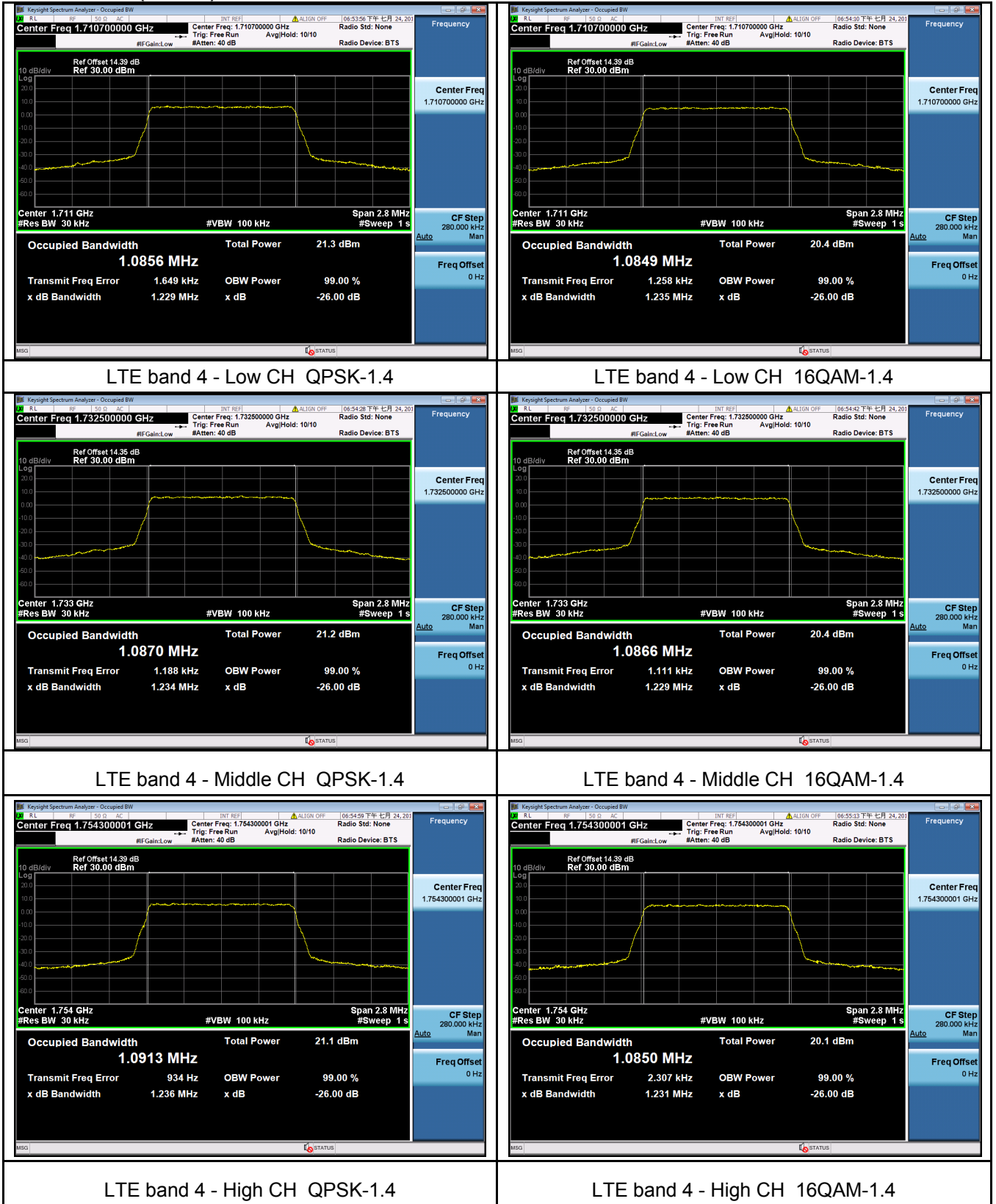
| | | | | | |
|----|-------|--------|-------|-------|-------|
| | | | 16QAM | 17.91 | 18.79 |
| 20 | 20175 | 1732.5 | QPSK | 17.91 | 18.78 |
| | | | 16QAM | 17.91 | 18.78 |
| 20 | 20300 | 1745 | QPSK | 17.89 | 18.78 |
| | | | 16QAM | 17.9 | 18.8 |

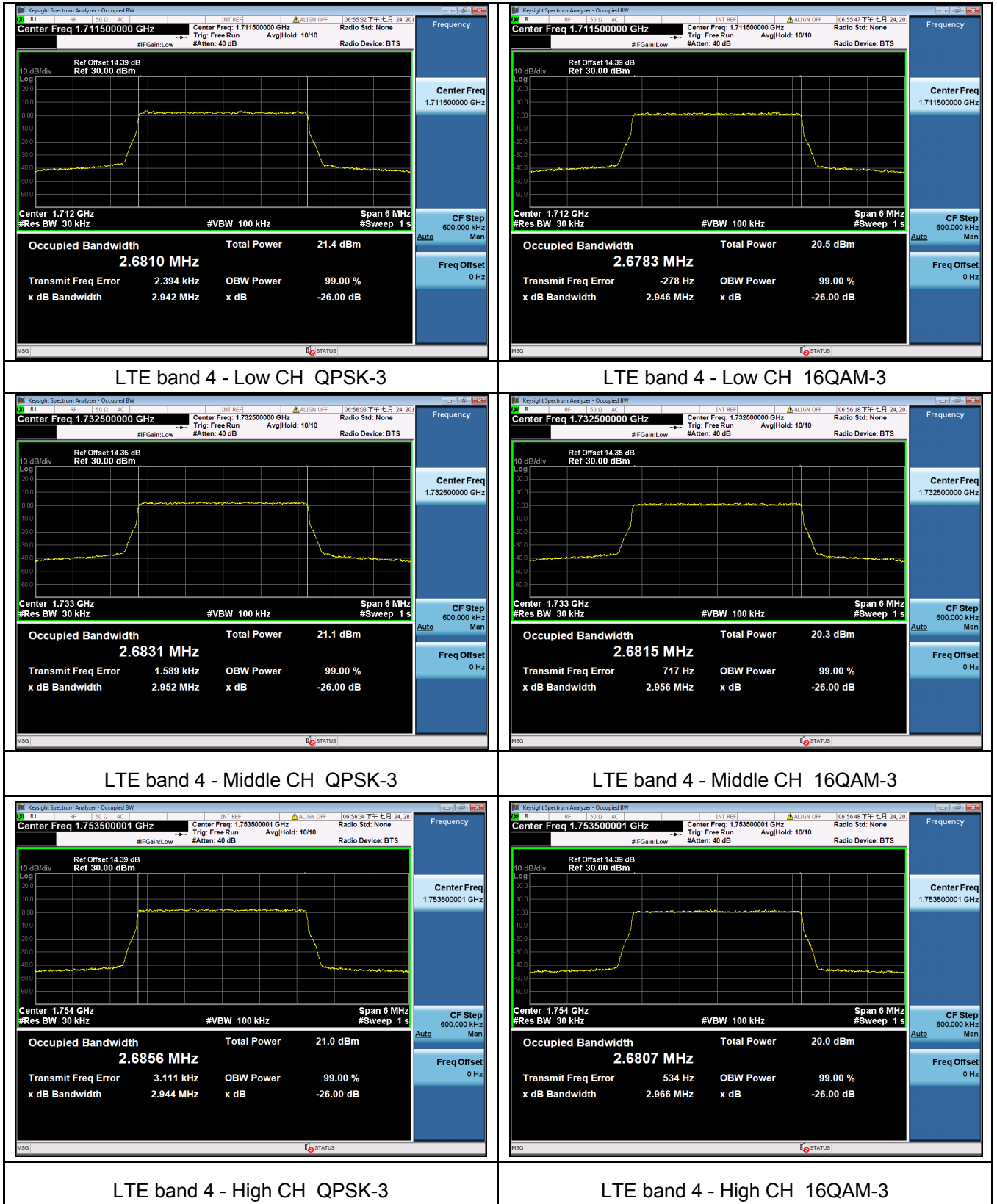
LTE Band 7 (Part 27):

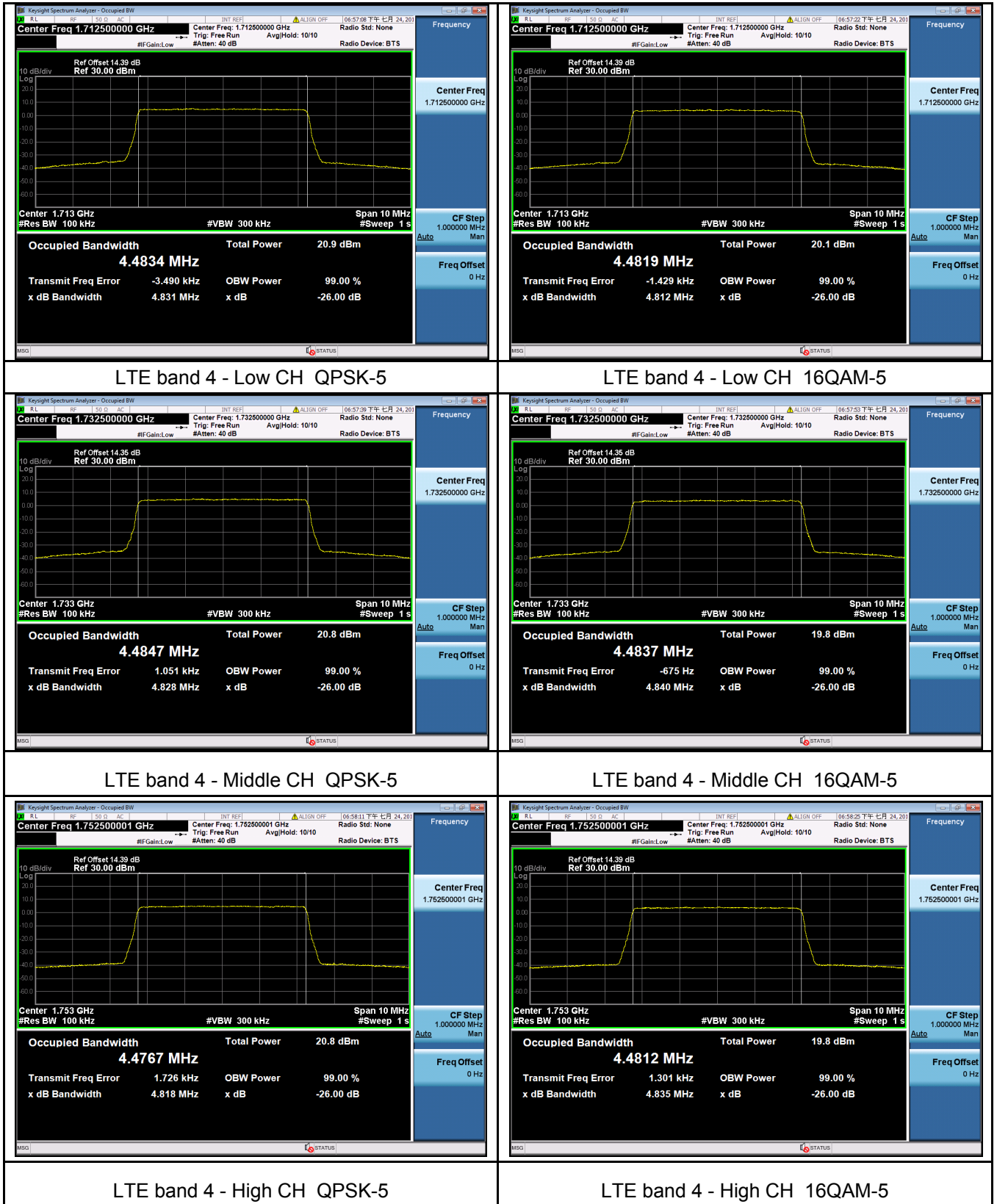
| BW(MHz) | Channel | Frequency (MHz) | Modulation | 99% Occupied Bandwidth (MHz) | 26 dB Bandwidth (MHz) |
|---------|---------|-----------------|------------|------------------------------|-----------------------|
| 5 | 20775 | 2502.5 | QPSK | 4.49 | 4.85 |
| | | | 16QAM | 4.49 | 4.84 |
| 5 | 21100 | 2535 | QPSK | 4.48 | 4.82 |
| | | | 16QAM | 4.48 | 4.83 |
| 5 | 21425 | 2567.5 | QPSK | 4.48 | 4.83 |
| | | | 16QAM | 4.48 | 4.84 |
| 10 | 20850 | 2510 | QPSK | 8.93 | 9.48 |
| | | | 16QAM | 8.93 | 9.44 |
| 10 | 21100 | 2535 | QPSK | 8.92 | 9.41 |
| | | | 16QAM | 8.92 | 9.4 |
| 10 | 21400 | 2565 | QPSK | 8.92 | 9.4 |
| | | | 16QAM | 8.92 | 9.48 |
| 15 | 20800 | 2505 | QPSK | 13.45 | 14.27 |
| | | | 16QAM | 13.45 | 14.27 |
| 15 | 21100 | 2535 | QPSK | 13.45 | 14.25 |
| | | | 16QAM | 13.44 | 14.27 |
| 15 | 21375 | 2562.5 | QPSK | 13.44 | 14.26 |
| | | | 16QAM | 13.44 | 14.26 |
| 20 | 20825 | 2507.5 | QPSK | 17.91 | 18.79 |
| | | | 16QAM | 17.9 | 18.82 |
| 20 | 21100 | 2535 | QPSK | 17.9 | 18.79 |
| | | | 16QAM | 17.9 | 18.79 |
| 20 | 21350 | 2560 | QPSK | 17.9 | 18.82 |

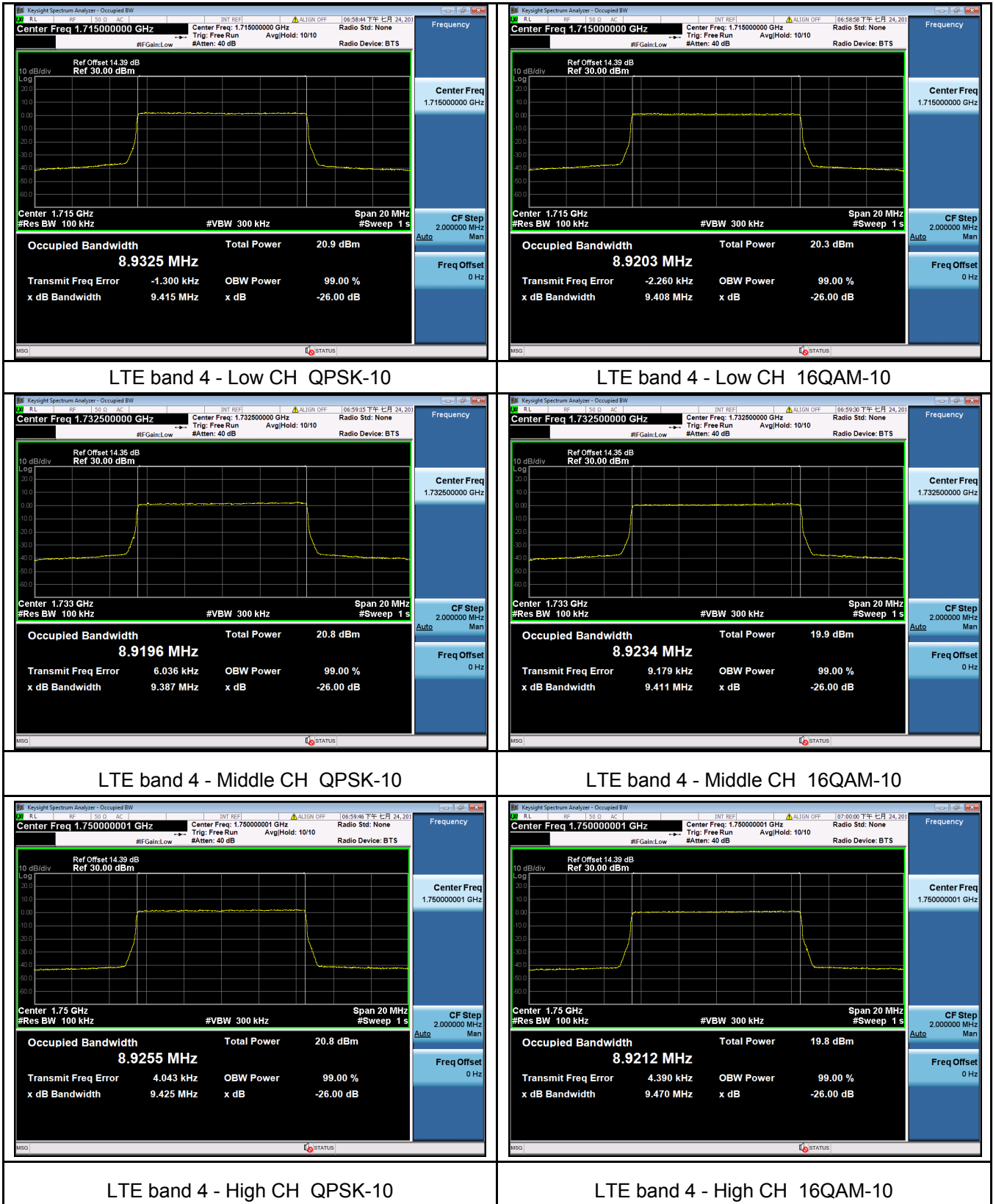
| | | | | | |
|--|--|--|-------|------|-------|
| | | | 16QAM | 17.9 | 18.81 |
|--|--|--|-------|------|-------|

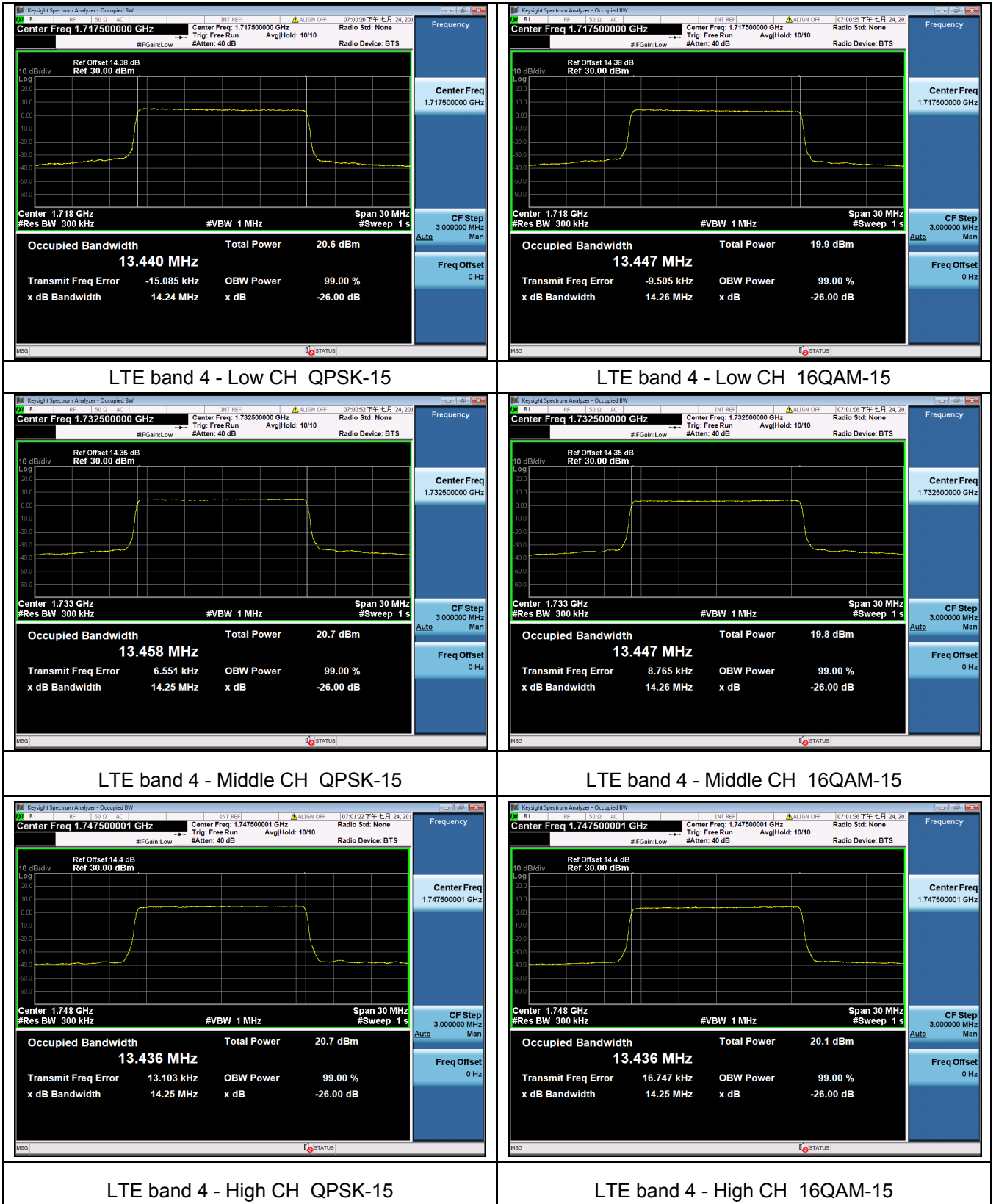
**Test Plots
LTE Band 4 (Part 27)**

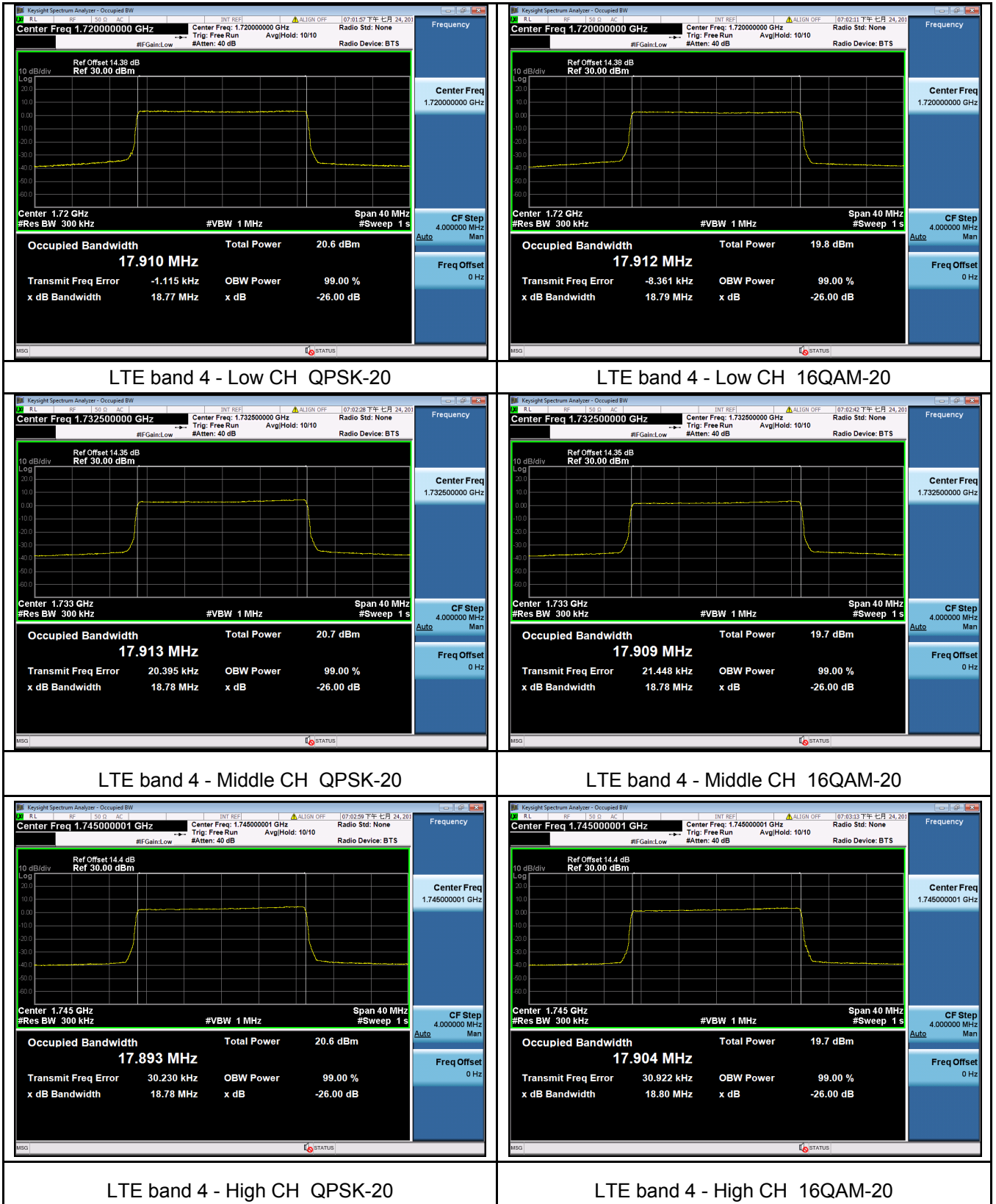




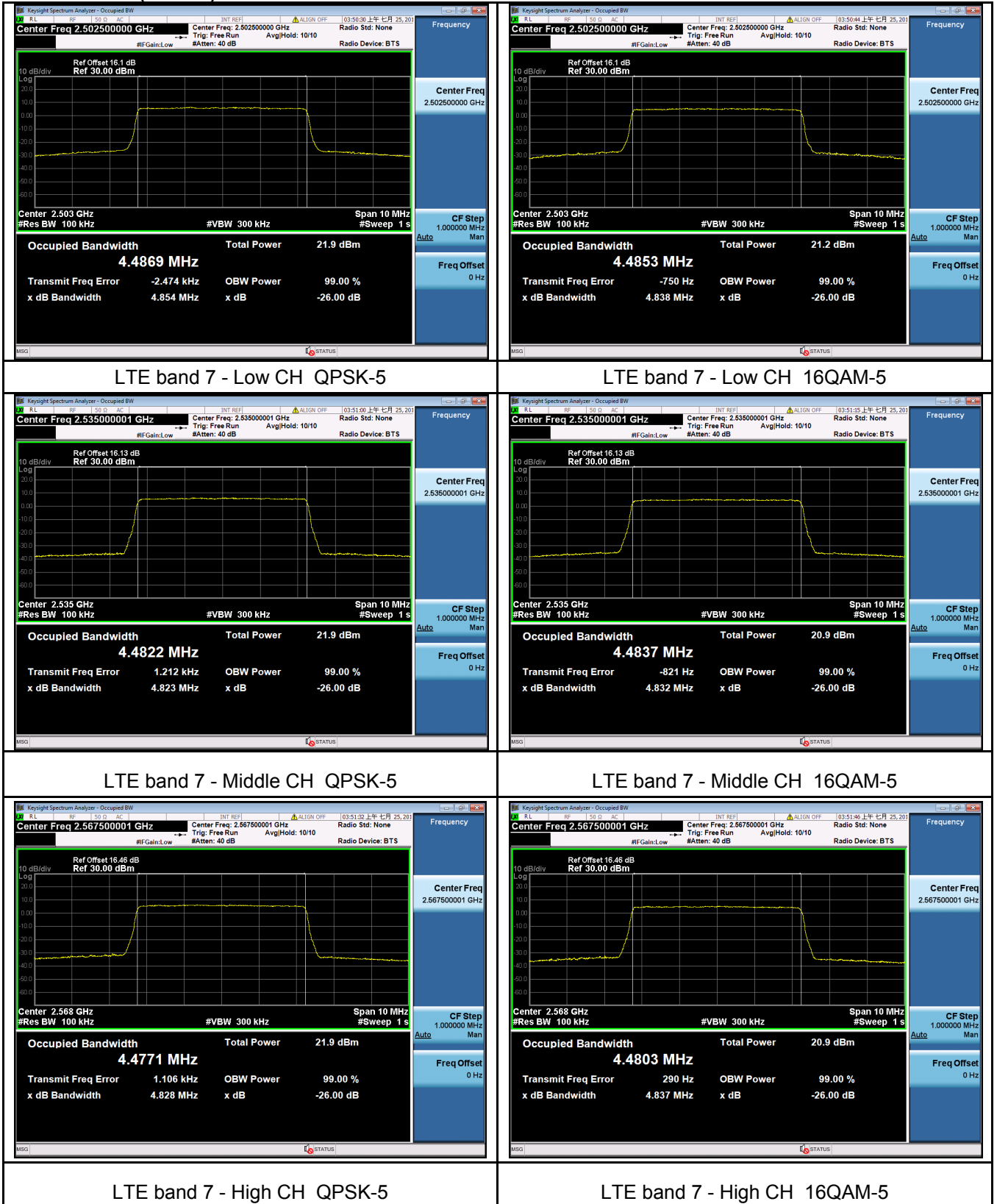




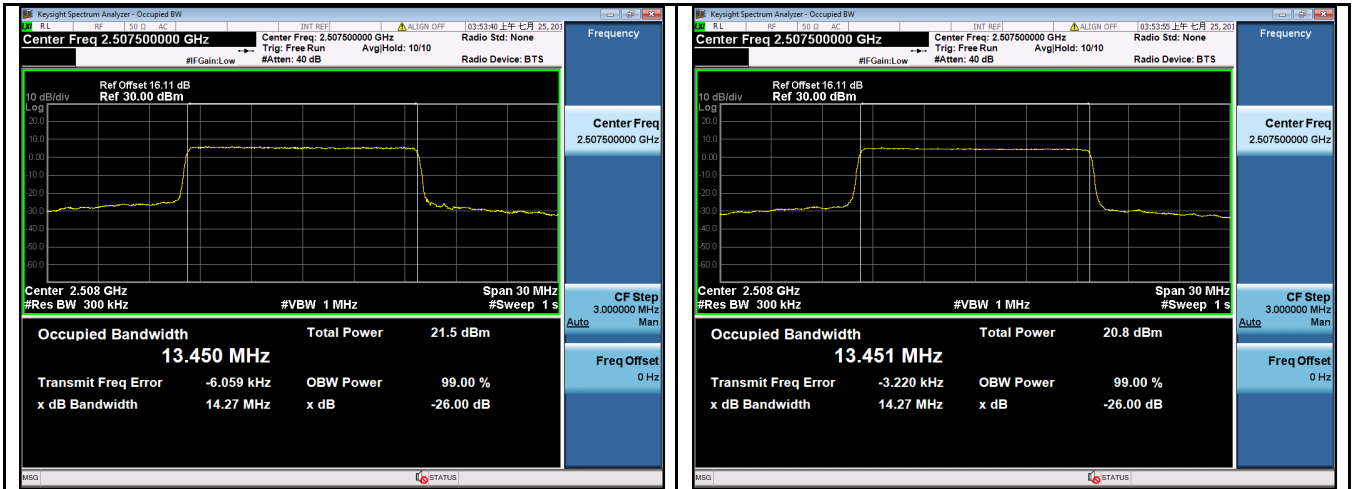




LTE Band 7 (Part 27)

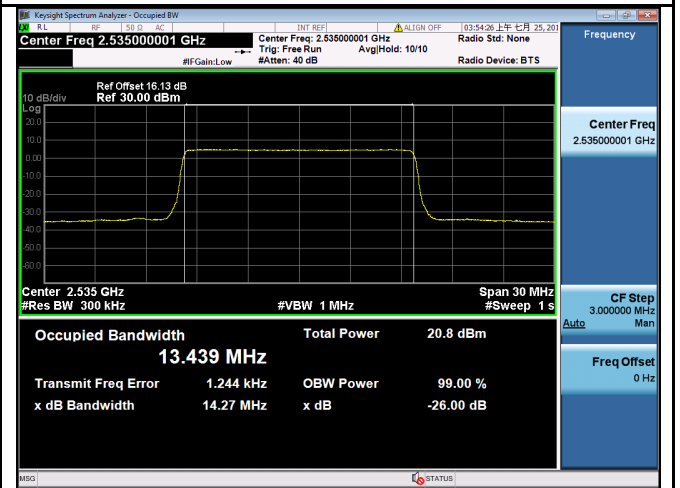
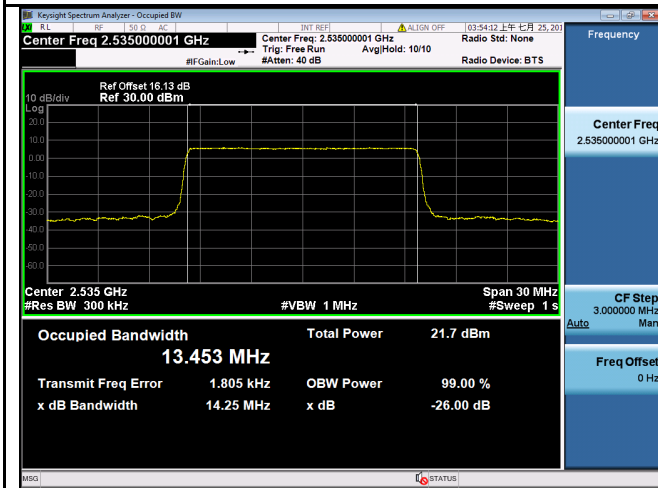






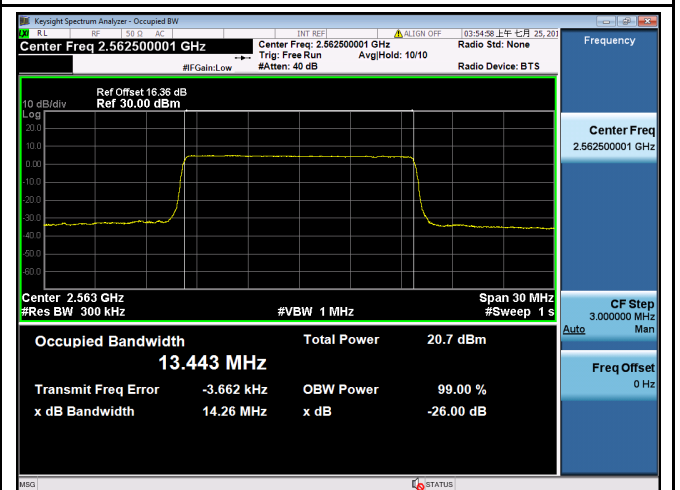
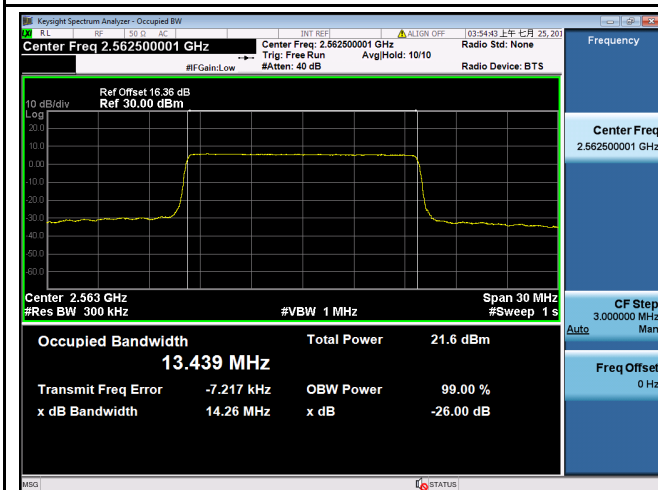
LTE band 7 - Low CH QPSK-15

LTE band 7 - Low CH 16QAM-15



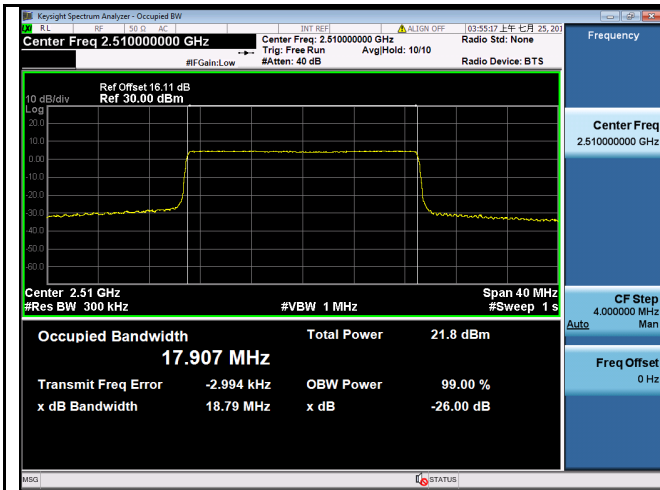
LTE band 7 - Middle CH QPSK-15

LTE band 7 - Middle CH 16QAM-15

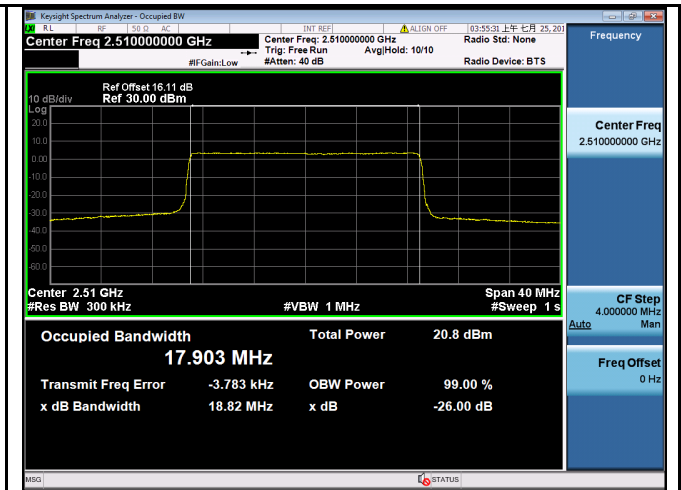


LTE band 7 - High CH QPSK-15

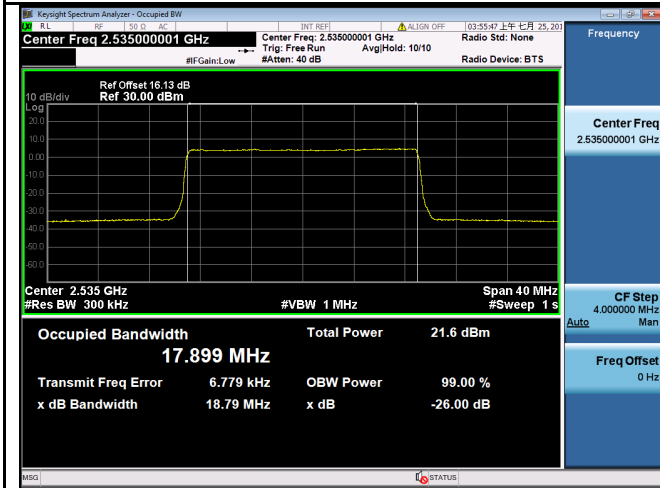
LTE band 7 - High CH 16QAM-15



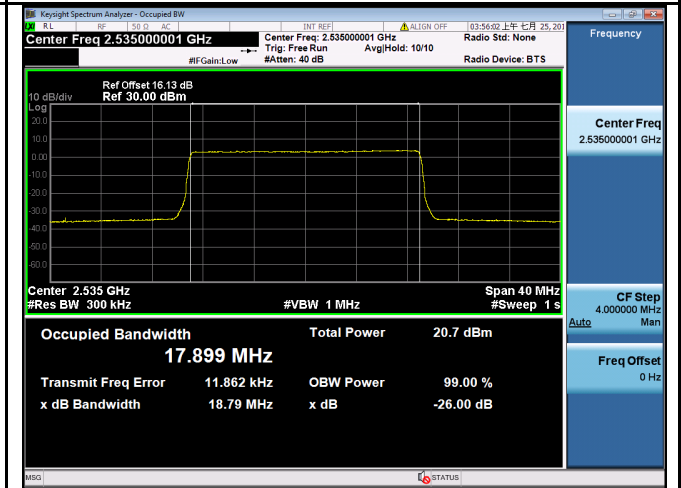
LTE band 7 - Low CH QPSK-20



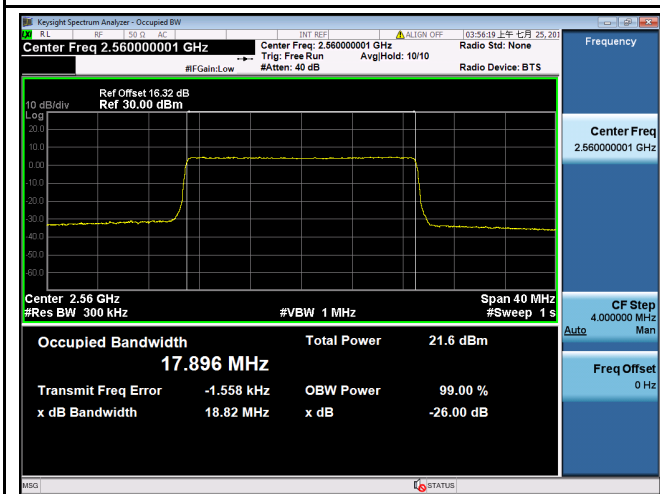
LTE band 7 - Low CH 16QAM-20



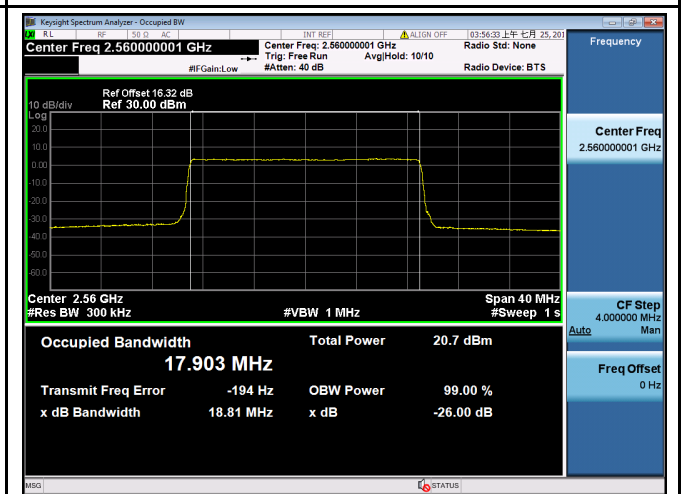
LTE band 7 - Middle CH QPSK-20



LTE band 7 - Middle CH 16QAM-20



LTE band 7 - High CH QPSK-20



LTE band 7 - High CH 16QAM-20

10 SPURIOUS EMISSIONS AT ANTENNA TERMINALS

| | |
|-------------------|---|
| Test Requirement: | FCC Part 2.1051, 24.238(a), 27.53(h), 27.53(m)(4); 90.691 |
| Test Method: | ANSI C63.26:2015 ANSI/TIA-603-E:2016 |
| Test Mode: | TX transmitting |

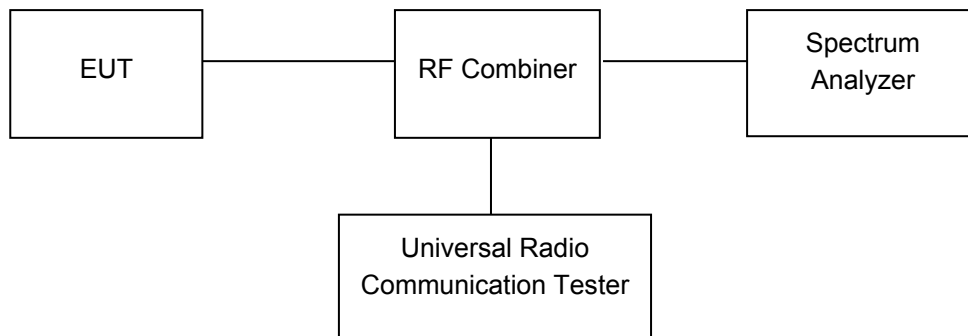
10.1 EUT Operation

Operating Environment :

| | |
|-----------------------|-----------|
| Temperature: | 23.5 °C |
| Humidity: | 52.1 % RH |
| Atmospheric Pressure: | 101.3kPa |

10.2 Test Procedure

The RF output of the transceiver was connected to a spectrum analyzer and simulator through appropriate attenuation. The resolution bandwidth of the spectrum analyzer was set at 1MHz. Sufficient scans were taken to show any out of band emissions up to 10th harmonics.



10.3 Test Result

PASS

LTE Band

Please refer to the Appendix Band 4/7 LTE Transmitter Spurious Emissions.

11 SPURIOUS RADIATED EMISSIONS

Test Requirement: FCC Part 2.1053, 24.238, 27.53(h), 27.53(m)(4); 90.691

Test Method: ANSI C63.26:2015
ANSI/TIA-603-E:2016

Test Mode: TX transmitting

11.1 EUT Operation

Operating Environment :

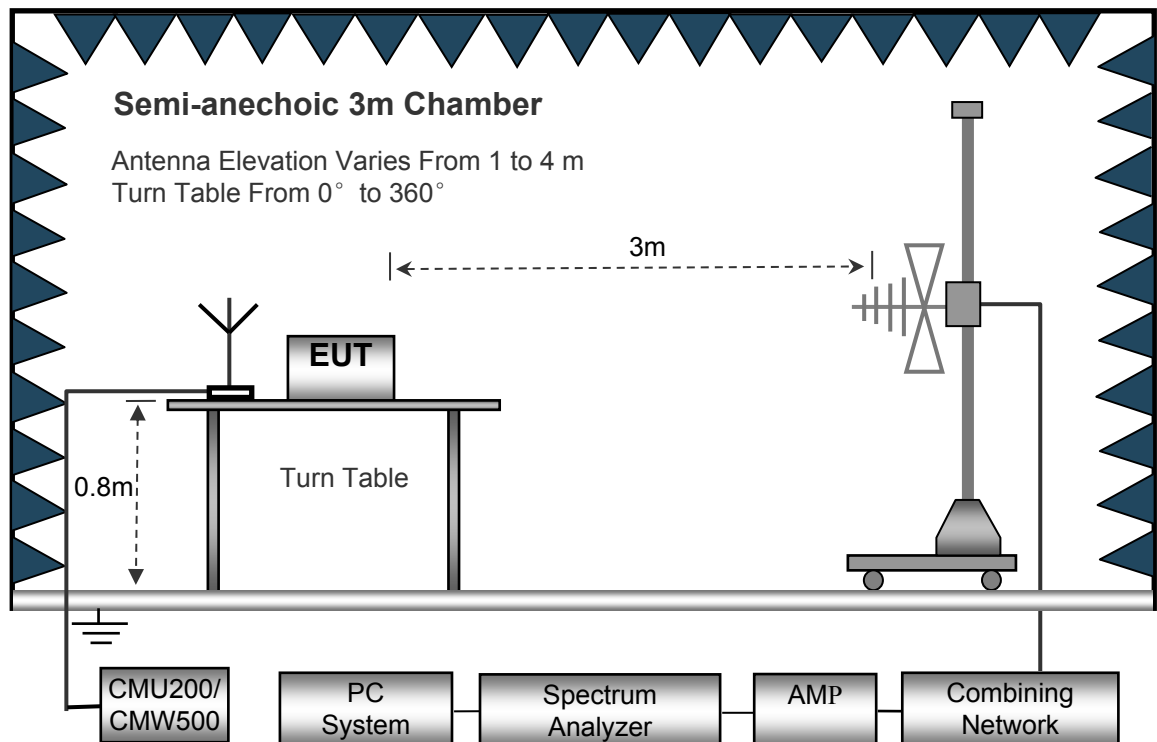
Temperature: 23.5 °C

Humidity: 52.1 % RH

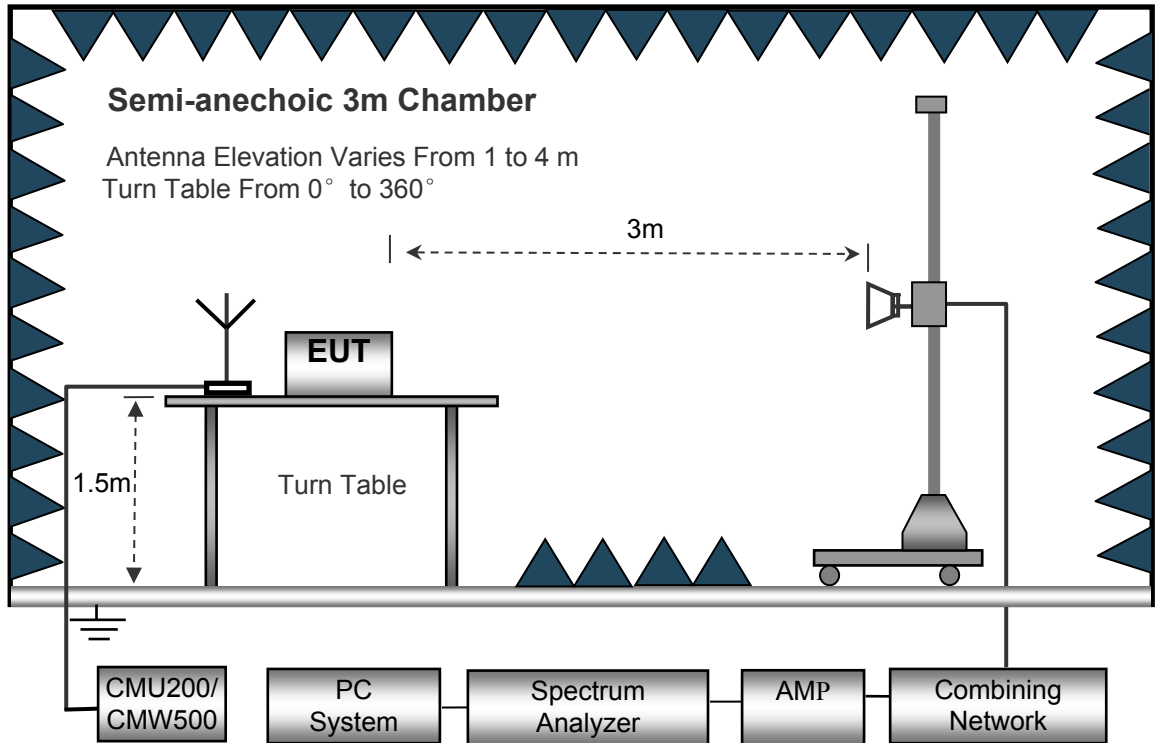
Atmospheric Pressure: 101.2kPa

11.2 Test Setup

The radiated emission tests were performed in the 3m Semi- Anechoic Chamber test site. The test setup for emission measurement from 30 MHz to 1 GHz.



The test setup for emission measurement above 1 GHz.



11.3 Spectrum Analyzer Setup

30MHz ~ 1GHz

Sweep Speed Auto
 Detector PK
 Resolution Bandwidth..... 100kHz
 Video Bandwidth..... 300kHz

Above 1GHz

Sweep Speed Auto
 Detector PK
 Resolution Bandwidth..... 1MHz
 Video Bandwidth..... 3MHz
 Detector Ave.
 Resolution Bandwidth..... 1MHz
 Video Bandwidth..... 10Hz

11.4 Test Procedure

1. The EUT is placed on a turntable, which is 0.8m for below 1GHz and 1.5m for above 1GHz above ground plane.
2. The turntable shall be rotated for 360 degrees to determine the position of maximum emission level.
3. EUT is set 3m away from the receiving antenna, which is moved from 1m to 4m to find out the maximum emissions. The spectrum was investigated from 30MHz up to the tenth harmonic of the highest fundamental frequency.
4. Maximum procedure was performed on the six highest emissions to ensure EUT compliance.
5. And also, each emission was to be maximized by changing the polarization of receiving antenna both horizontal and vertical.
6. The radiation measurements are tested under 3-axes(X,Y,Z) position(X denotes lying on the table, Y denotes side stand and Z denotes vertical stand), After pre-test, It was found that the worse radiation emission was get at the Z position. So the data shown was the Z position only.
7. Remove the EUT and replace it with substitution antenna. A signal generator was connected to the substitution antenna by a non-radiating cable. The absolute levels of the spurious emissions were measured by the substitution.
Spurious emissions in dB = $10 \lg(\text{TXpwr in Watts}/0.001)$ – the absolute level
Spurious attenuation limit in dB = $43 + 10 \text{Log}_{10}(\text{power out in Watts})$
8. Repeat above procedures until the measurements for all frequencies are completed.

11.5 Summary of Test Results

Remark: Test performed from 30MHz to 10th harmonics with low/middle/high channels, only the worst data were recorded.

LTE Band 4

| Frequency | Receiver Reading | Turn table Angle | RX Antenna | | Substituted | | | Absolute Level | Result | |
|--------------------------|------------------|------------------|------------|-------|-------------|-------|--------------|----------------|--------|--------|
| | | | Height | Polar | SG Level | Cable | Antenna Gain | | Limit | Margin |
| (MHz) | (dBμV) | Degree | (m) | (H/V) | (dBm) | (dB) | (dB) | (dBm) | (dBm) | (dB) |
| LTE BAND 4 Channel 19957 | | | | | | | | | | |
| 223.12 | 39.06 | 230 | 1.3 | H | -71.45 | 0.15 | 0.00 | -71.60 | -13.00 | -58.60 |
| 223.12 | 28.46 | 151 | 1.8 | V | -79.13 | 0.15 | 0.00 | -79.28 | -13.00 | -66.28 |
| 3421.40 | 65.95 | 9 | 1.4 | H | -47.10 | 2.34 | 12.40 | -37.04 | -13.00 | -24.04 |
| 3421.40 | 59.98 | 174 | 2.1 | V | -51.17 | 2.34 | 12.40 | -41.11 | -13.00 | -28.11 |
| 5132.10 | 53.58 | 235 | 2.1 | H | -55.83 | 2.79 | 12.70 | -45.92 | -13.00 | -32.92 |
| 5132.10 | 44.73 | 251 | 2.0 | V | -64.04 | 2.79 | 12.70 | -54.13 | -13.00 | -41.13 |
| LTE BAND 4 Channel 20175 | | | | | | | | | | |
| 223.12 | 38.45 | 3 | 1.5 | H | -72.06 | 0.15 | 0.00 | -72.21 | -13.00 | -59.21 |
| 223.12 | 29.27 | 269 | 1.1 | V | -78.32 | 0.15 | 0.00 | -78.47 | -13.00 | -65.47 |
| 3465.00 | 59.69 | 336 | 1.6 | H | -53.36 | 2.37 | 12.50 | -43.23 | -13.00 | -30.23 |
| 3465.00 | 52.72 | 305 | 1.2 | V | -58.43 | 2.37 | 12.50 | -48.30 | -13.00 | -35.30 |
| 5197.50 | 46.21 | 258 | 2.2 | H | -63.20 | 2.79 | 12.70 | -53.29 | -13.00 | -40.29 |
| 5197.50 | 37.44 | 2 | 1.9 | V | -71.33 | 2.79 | 12.70 | -61.42 | -13.00 | -48.42 |
| LTE BAND 4 Channel 20393 | | | | | | | | | | |
| 223.12 | 38.37 | 263 | 1.7 | H | -72.14 | 0.15 | 0.00 | -72.29 | -13.00 | -59.29 |
| 223.12 | 28.28 | 77 | 1.4 | V | -79.31 | 0.15 | 0.00 | -79.46 | -13.00 | -66.46 |
| 3508.60 | 53.07 | 305 | 1.5 | H | -59.57 | 2.37 | 12.50 | -49.44 | -13.00 | -36.44 |
| 3508.60 | 46.54 | 60 | 1.1 | V | -64.19 | 2.37 | 12.50 | -54.06 | -13.00 | -41.06 |
| 5262.90 | 39.94 | 33 | 1.5 | H | -69.64 | 2.81 | 12.80 | -59.65 | -13.00 | -46.65 |
| 5262.90 | 31.13 | 143 | 1.9 | V | -77.67 | 2.81 | 12.80 | -67.68 | -13.00 | -54.68 |

LTE Band 7

| Frequency | Receiver Reading | Turn table Angle | RX Antenna | | Substituted | | | Absolute Level | Result | |
|--------------------------|------------------|------------------|------------|-------|-------------|-------|--------------|----------------|--------|--------|
| | | | Height | Polar | SG Level | Cable | Antenna Gain | | Limit | Margin |
| (MHz) | (dBμV) | Degree | (m) | (H/V) | (dBm) | (dB) | (dB) | (dBm) | (dBm) | (dB) |
| LTE BAND 7 Channel 20775 | | | | | | | | | | |
| 223.12 | 39.01 | 191 | 1.6 | H | -71.50 | 0.15 | 0.00 | -71.65 | -25.00 | -46.65 |
| 223.12 | 32.06 | 32 | 2.1 | V | -75.53 | 0.15 | 0.00 | -75.68 | -25.00 | -50.68 |
| 5005.00 | 58.57 | 204 | 1.9 | H | -50.67 | 2.79 | 12.70 | -40.76 | -25.00 | -15.76 |
| 5005.00 | 52.31 | 36 | 1.6 | V | -56.46 | 2.79 | 12.70 | -46.55 | -25.00 | -21.55 |
| 7507.50 | 46.04 | 81 | 2.1 | H | -60.50 | 3.12 | 11.50 | -52.12 | -25.00 | -27.12 |
| 7507.50 | 38.66 | 1 | 1.2 | V | -66.77 | 3.12 | 11.50 | -58.39 | -25.00 | -33.39 |
| LTE BAND 7 Channel 21100 | | | | | | | | | | |
| 223.12 | 38.85 | 311 | 1.9 | H | -71.66 | 0.15 | 0.00 | -71.81 | -25.00 | -46.81 |
| 223.12 | 32.64 | 179 | 1.3 | V | -74.95 | 0.15 | 0.00 | -75.10 | -25.00 | -50.10 |
| 5070.00 | 51.37 | 105 | 1.6 | H | -57.87 | 2.37 | 12.50 | -47.74 | -25.00 | -22.74 |
| 5070.00 | 45.69 | 127 | 1.2 | V | -63.08 | 2.37 | 12.50 | -52.95 | -25.00 | -27.95 |
| 7605.00 | 38.65 | 102 | 1.4 | H | -67.89 | 3.12 | 11.50 | -59.51 | -25.00 | -34.51 |
| 7605.00 | 31.42 | 159 | 1.7 | V | -74.01 | 3.12 | 11.50 | -65.63 | -25.00 | -40.63 |
| LTE BAND 7 Channel 21425 | | | | | | | | | | |
| 223.12 | 38.59 | 208 | 2.0 | H | -71.92 | 0.15 | 0.00 | -72.07 | -25.00 | -47.07 |
| 223.12 | 31.69 | 291 | 1.5 | V | -75.90 | 0.15 | 0.00 | -76.05 | -25.00 | -51.05 |
| 5135.00 | 44.53 | 244 | 2.0 | H | -64.88 | 2.37 | 12.50 | -54.75 | -25.00 | -29.75 |
| 5135.00 | 37.70 | 10 | 1.3 | V | -71.07 | 2.37 | 12.50 | -60.94 | -25.00 | -35.94 |
| 7702.50 | 32.35 | 245 | 1.5 | H | -72.88 | 3.12 | 11.50 | -64.50 | -25.00 | -39.50 |
| 7702.50 | 24.37 | 295 | 1.3 | V | -80.52 | 3.12 | 11.50 | -72.14 | -25.00 | -47.14 |

Note: 1) Absolute Level = SG Level - Cable loss + Antenna Gain

2) Margin = Absolute Level - Limit

12 Band Edge Measurement

| | |
|-------------------|---|
| Test Requirement: | FCC Part 2.1051, 24.238(a), 27.53(h), 27.53(m)(4); 90.691 |
| Test Method: | ANSI C63.26:2015 ANSI/TIA-603-E:2016 |
| Test Mode: | TX transmitting |

12.1 EUT Operation

Operating Environment :

| | |
|-----------------------|-----------|
| Temperature: | 23.5 °C |
| Humidity: | 52.3 % RH |
| Atmospheric Pressure: | 101.3kPa |

12.2 Test Procedure

The RF output of the transmitter was connected to the input of the spectrum analyzer through sufficient attenuation.

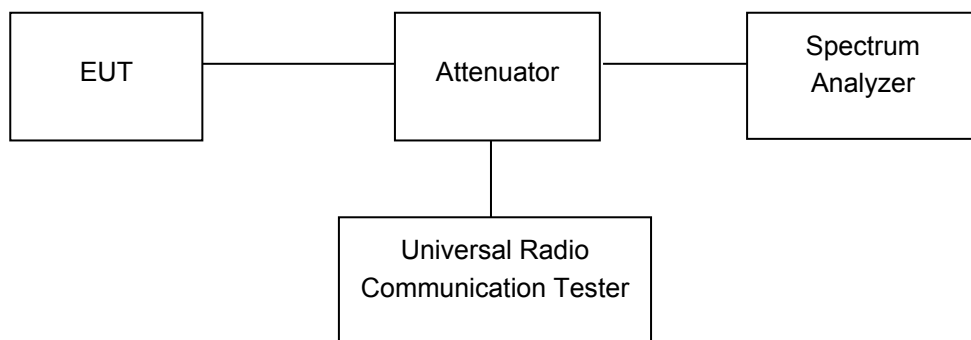
According to FCC Part 22.917(a), the power of any emissions outside of the authorized operating frequency ranges must be attenuated below the TX transmitting power (P) by a factor of at least $43 + 10 \log(P)$ dB.

According to FCC Part 24.238(a), the power of any emissions outside of the authorized operating frequency ranges must be attenuated below the TX transmitting power (P) by a factor of at least $43 + 10 \log(P)$ dB.

According to FCC Part 27.53(h), Except as otherwise specified below, for operations in the 1695-1710 MHz, 1710-1755 MHz, 1755-1780 MHz, 1915-1920 MHz, 1995-2000 MHz, 2000-2020 MHz, 2110-2155 MHz, 2155-2180 MHz, and 2180-2200 bands, the power of any emission outside a licensee's frequency block shall be attenuated below the transmitter power (P) in watts by at least $43 + 10 \log_{10}(P)$ dB.

According to FCC Part 27.53(m)(4), For mobile digital stations, the attenuation factor shall be not less than $40 + 10 \log(P)$ dB on all frequencies between the channel edge and 5 megahertz from the channel edge, $43 + 10 \log(P)$ dB on all frequencies between 5 megahertz and X megahertz from the channel edge, and $55 + 10 \log(P)$ dB on all frequencies more than X megahertz from the channel edge, where X is the greater of 6 megahertz or the actual emission bandwidth as defined in paragraph (m)(6) of this section. In addition, the attenuation factor shall not be less that $43 + 10 \log(P)$ dB on all frequencies between 2490.5 MHz and 2496 MHz and $55 + 10 \log(P)$ dB at or below 2490.5 MHz. Mobile Satellite Service licensees operating on frequencies below 2495 MHz may also submit a documented interference complaint against BRS licensees operating on channel BRS Channel 1 on the same terms and conditions as adjacent channel BRS or EBS licensees.

The center of the spectrum analyzer was set to block edge frequency



12.3 Test Result

PASS

LTE Band

Please refer to the Appendix Band 4/7 LTE Band Edge.

13 FREQUENCY STABILITY

| | |
|-------------------|--|
| Test Requirement: | FCC Part 2.1055, 24.235, 27.5(h),27.54; 90.691 |
| Test Method: | ANSI C63.26:2015 ANSI/TIA-603-E:2016 |
| Test Mode: | TX transmitting |

13.1 EUT Operation

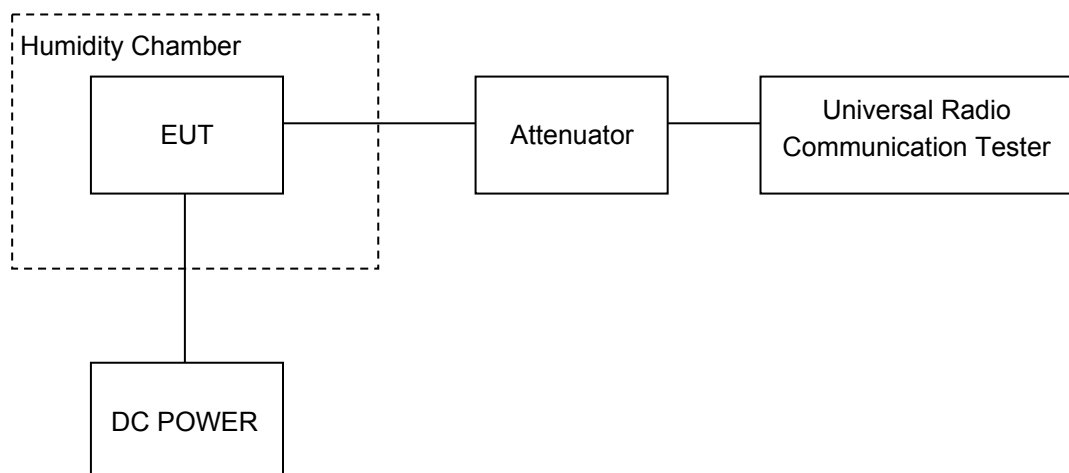
| | |
|-------------------------|-----------|
| Operating Environment : | |
| Temperature: | 22.9 °C |
| Humidity: | 52.0 % RH |
| Atmospheric Pressure: | 101.3kPa |

13.2 Test Procedure

Frequency Stability vs. Temperature: The equipment under test was connected to an external DC power supply and the RF output was connected to communication test set via feed-through attenuators. The EUT was placed inside the temperature chamber. The DC leads and RF output cable exited the chamber through an opening made for the purpose.

After the temperature stabilized for approximately 20 minutes, the frequency output was recorded from the communication test set.

Frequency Stability vs. Voltage: For hand carried, battery powered equipment; reduce primary supply voltage to the battery operating end point which shall be specified by the manufacturer.



13.3 Test Result

LTE Band 4

| Test Frequency:1732.5MHz QPSK 1.4MHz | | | | |
|--------------------------------------|--------------------|----------------------|-----------------------|-------------|
| Temperature (°C) | Power Supply (VDC) | Frequency Error (Hz) | Frequency Error (ppm) | Limit (ppm) |
| 50 | 3.85 | -5 | -0.0029 | 2.5 |
| 40 | | 1 | 0.0006 | 2.5 |
| 30 | | 3 | 0.0017 | 2.5 |
| 20 | | 2 | 0.0010 | 2.5 |
| 10 | | 6 | 0.0035 | 2.5 |
| 0 | | 1 | 0.0006 | 2.5 |
| -10 | | -2 | -0.0012 | 2.5 |
| -20 | | -6 | -0.0035 | 2.5 |
| -30 | | -5 | -0.0029 | 2.5 |
| 20 | | 3.27 | -7 | -0.0040 |
| 20 | 4.43 | 4 | 0.0023 | 2.5 |

| Test Frequency:1732.5MHz 16QAM 1.4MHz | | | | |
|---------------------------------------|--------------------|----------------------|-----------------------|-------------|
| Temperature (°C) | Power Supply (VDC) | Frequency Error (Hz) | Frequency Error (ppm) | Limit (ppm) |
| 50 | 3.85 | 12 | 0.0069 | 2.5 |
| 40 | | 2 | 0.0012 | 2.5 |
| 30 | | 1 | 0.0006 | 2.5 |
| 20 | | 6 | 0.0035 | 2.5 |
| 10 | | -1 | -0.0006 | 2.5 |
| 0 | | 10 | 0.0058 | 2.5 |
| -10 | | 2 | 0.0012 | 2.5 |
| -20 | | 5 | 0.0029 | 2.5 |
| -30 | | 5 | 0.0029 | 2.5 |
| 20 | | 3.27 | 12 | 0.0069 |
| 20 | 4.43 | 8 | 0.0046 | 2.5 |

LTE Band 4

| Test Frequency:1732.5MHz QPSK 3MHz | | | | |
|------------------------------------|--------------------|----------------------|-----------------------|-------------|
| Temperature (°C) | Power Supply (VDC) | Frequency Error (Hz) | Frequency Error (ppm) | Limit (ppm) |
| 50 | 3.85 | 1 | 0.0006 | 2.5 |
| 40 | | 4 | 0.0023 | 2.5 |
| 30 | | -6 | -0.0035 | 2.5 |
| 20 | | 3 | 0.0017 | 2.5 |
| 10 | | 5 | 0.0029 | 2.5 |
| 0 | | 5 | 0.0029 | 2.5 |
| -10 | | -5 | -0.0029 | 2.5 |
| -20 | | -4 | -0.0023 | 2.5 |
| -30 | | -2 | -0.0012 | 2.5 |
| 20 | | 3.27 | 8 | 0.0046 |
| 20 | 4.43 | 7 | 0.0040 | 2.5 |

| Test Frequency:1732.5MHz 16QAM 3MHz | | | | |
|-------------------------------------|--------------------|----------------------|-----------------------|-------------|
| Temperature (°C) | Power Supply (VDC) | Frequency Error (Hz) | Frequency Error (ppm) | Limit (ppm) |
| 50 | 3.85 | 2 | 0.0012 | 2.5 |
| 40 | | 1 | 0.0006 | 2.5 |
| 30 | | 10 | 0.0058 | 2.5 |
| 20 | | 2 | 0.0012 | 2.5 |
| 10 | | 2 | 0.0012 | 2.5 |
| 0 | | 6 | 0.0035 | 2.5 |
| -10 | | 1 | 0.0006 | 2.5 |
| -20 | | 9 | 0.0052 | 2.5 |
| -30 | | 5 | 0.0029 | 2.5 |
| 20 | | 3.27 | 4 | 0.0023 |
| 20 | 4.43 | -4 | -0.0023 | 2.5 |

LTE Band 4

| Test Frequency:1732.5MHz QPSK 5MHz | | | | |
|------------------------------------|--------------------|----------------------|-----------------------|-------------|
| Temperature (°C) | Power Supply (VDC) | Frequency Error (Hz) | Frequency Error (ppm) | Limit (ppm) |
| 50 | 3.85 | (Hz) | (ppm) | (ppm) |
| 40 | | -1 | -0.0006 | 2.5 |
| 30 | | 6 | 0.0035 | 2.5 |
| 20 | | 14 | 0.0081 | 2.5 |
| 10 | | 8 | 0.0046 | 2.5 |
| 0 | | 15 | 0.0087 | 2.5 |
| -10 | | 10 | 0.0058 | 2.5 |
| -20 | | 6 | 0.0035 | 2.5 |
| -30 | | 1 | 0.0006 | 2.5 |
| 20 | | 3.27 | 3 | 0.0017 |
| 20 | 4.43 | 0 | 0.0000 | 2.5 |

| Test Frequency:1732.5MHz 16QAM 5MHz | | | | |
|-------------------------------------|--------------------|----------------------|-----------------------|-------------|
| Temperature (°C) | Power Supply (VDC) | Frequency Error (Hz) | Frequency Error (ppm) | Limit (ppm) |
| 50 | 3.85 | 12 | 0.0069 | 2.5 |
| 40 | | -1 | -0.0006 | 2.5 |
| 30 | | 1 | 0.0006 | 2.5 |
| 20 | | 4 | 0.0023 | 2.5 |
| 10 | | 1 | 0.0006 | 2.5 |
| 0 | | 5 | 0.0029 | 2.5 |
| -10 | | 6 | 0.0035 | 2.5 |
| -20 | | 11 | 0.0063 | 2.5 |
| -30 | | -2 | -0.0012 | 2.5 |
| 20 | | 3.27 | 7 | 0.0040 |
| 20 | 4.43 | 5 | 0.0029 | 2.5 |

LTE Band 4

| Test Frequency:1732.5MHz QPSK 10MHz | | | | |
|-------------------------------------|--------------------|----------------------|-----------------------|-------------|
| Temperature (°C) | Power Supply (VDC) | Frequency Error (Hz) | Frequency Error (ppm) | Limit (ppm) |
| 50 | 3.85 | 13 | 0.0075 | 2.5 |
| 40 | | 17 | 0.0098 | 2.5 |
| 30 | | 3 | 0.0017 | 2.5 |
| 20 | | 9 | 0.0052 | 2.5 |
| 10 | | 2 | 0.0012 | 2.5 |
| 0 | | 16 | 0.0092 | 2.5 |
| -10 | | 2 | 0.0012 | 2.5 |
| -20 | | 16 | 0.0092 | 2.5 |
| -30 | | 11 | 0.0063 | 2.5 |
| 20 | | 3.27 | 5 | 0.0029 |
| 20 | 4.43 | 16 | 0.0092 | 2.5 |

| Test Frequency:1732.5MHz 16QAM 10MHz | | | | |
|--------------------------------------|--------------------|----------------------|-----------------------|-------------|
| Temperature (°C) | Power Supply (VDC) | Frequency Error (Hz) | Frequency Error (ppm) | Limit (ppm) |
| 50 | 3.85 | 2 | 0.0012 | 2.5 |
| 40 | | 4 | 0.0023 | 2.5 |
| 30 | | 1 | 0.0006 | 2.5 |
| 20 | | 7 | 0.0040 | 2.5 |
| 10 | | 11 | 0.0063 | 2.5 |
| 0 | | 8 | 0.0046 | 2.5 |
| -10 | | -1 | -0.0006 | 2.5 |
| -20 | | 3 | 0.0017 | 2.5 |
| -30 | | 10 | 0.0058 | 2.5 |
| 20 | | 3.27 | 7 | 0.0040 |
| 20 | 4.43 | 1 | 0.0006 | 2.5 |

LTE Band 4

| Test Frequency:1732.5MHz QPSK 15MHz | | | | |
|-------------------------------------|--------------------|----------------------|-----------------------|-------------|
| Temperature (°C) | Power Supply (VDC) | Frequency Error (Hz) | Frequency Error (ppm) | Limit (ppm) |
| 50 | 3.85 | -1 | -0.0006 | 2.5 |
| 40 | | 2 | 0.0012 | 2.5 |
| 30 | | 2 | 0.0012 | 2.5 |
| 20 | | 0 | 0.0000 | 2.5 |
| 10 | | 4 | 0.0023 | 2.5 |
| 0 | | 2 | 0.0012 | 2.5 |
| -10 | | -2 | -0.0012 | 2.5 |
| -20 | | -6 | -0.0035 | 2.5 |
| -30 | | -9 | -0.0052 | 2.5 |
| 20 | | 3.27 | -2 | -0.0012 |
| 20 | 4.43 | -3 | -0.0017 | 2.5 |

| Test Frequency:1732.5MHz 16QAM 15MHz | | | | |
|--------------------------------------|--------------------|----------------------|-----------------------|-------------|
| Temperature (°C) | Power Supply (VDC) | Frequency Error (Hz) | Frequency Error (ppm) | Limit (ppm) |
| 50 | 3.85 | 10 | 0.0058 | 2.5 |
| 40 | | -1 | -0.0006 | 2.5 |
| 30 | | -2 | -0.0012 | 2.5 |
| 20 | | 2 | 0.0012 | 2.5 |
| 10 | | 4 | 0.0023 | 2.5 |
| 0 | | 7 | 0.0040 | 2.5 |
| -10 | | 3 | 0.0017 | 2.5 |
| -20 | | -6 | -0.0035 | 2.5 |
| -30 | | 3 | 0.0017 | 2.5 |
| 20 | | 3.27 | 9 | 0.0052 |
| 20 | 4.43 | -2 | -0.0012 | 2.5 |

LTE Band 4

| Test Frequency:1732.5MHz QPSK 20MHz | | | | |
|-------------------------------------|--------------------|----------------------|-----------------------|-------------|
| Temperature (°C) | Power Supply (VDC) | Frequency Error (Hz) | Frequency Error (ppm) | Limit (ppm) |
| 50 | 3.85 | 12 | 0.0069 | 2.5 |
| 40 | | -2 | -0.0012 | 2.5 |
| 30 | | 7 | 0.0040 | 2.5 |
| 20 | | 5 | 0.0029 | 2.5 |
| 10 | | 7 | 0.0040 | 2.5 |
| 0 | | 2 | 0.0012 | 2.5 |
| -10 | | 8 | 0.0046 | 2.5 |
| -20 | | 4 | 0.0023 | 2.5 |
| -30 | | 12 | 0.0069 | 2.5 |
| 20 | | 3.27 | 7 | 0.0040 |
| 20 | 4.43 | 11 | 0.0063 | 2.5 |

| Test Frequency:1732.5MHz 16QAM 20MHz | | | | |
|--------------------------------------|--------------------|----------------------|-----------------------|-------------|
| Temperature (°C) | Power Supply (VDC) | Frequency Error (Hz) | Frequency Error (ppm) | Limit (ppm) |
| 50 | 3.85 | 0 | 0.0000 | 2.5 |
| 40 | | 6 | 0.0035 | 2.5 |
| 30 | | -3 | -0.0017 | 2.5 |
| 20 | | -3 | -0.0017 | 2.5 |
| 10 | | -2 | -0.0012 | 2.5 |
| 0 | | -9 | -0.0052 | 2.5 |
| -10 | | 5 | 0.0029 | 2.5 |
| -20 | | -3 | -0.0017 | 2.5 |
| -30 | | -7 | -0.0040 | 2.5 |
| 20 | | 3.27 | -7 | -0.0040 |
| 20 | 4.43 | 1 | 0.0006 | 2.5 |

LTE Band 7

| Test Frequency:2535MHz QPSK 5MHz | | | | |
|----------------------------------|--------------------|----------------------|-----------------------|-------------|
| Temperature (°C) | Power Supply (VDC) | Frequency Error (Hz) | Frequency Error (ppm) | Limit (ppm) |
| 50 | 3.85 | 8 | 0.0032 | 2.5 |
| 40 | | 11 | 0.0043 | 2.5 |
| 30 | | 3 | 0.0012 | 2.5 |
| 20 | | 8 | 0.0032 | 2.5 |
| 10 | | 7 | 0.0028 | 2.5 |
| 0 | | 14 | 0.0055 | 2.5 |
| -10 | | 1 | 0.0004 | 2.5 |
| -20 | | 11 | 0.0043 | 2.5 |
| -30 | | -1 | -0.0004 | 2.5 |
| 20 | | 3.27 | 6 | 0.0024 |
| 20 | 4.43 | 0 | 0.0000 | 2.5 |

| Test Frequency:2535MHz 16QAM 5MHz | | | | |
|-----------------------------------|--------------------|----------------------|-----------------------|-------------|
| Temperature (°C) | Power Supply (VDC) | Frequency Error (Hz) | Frequency Error (ppm) | Limit (ppm) |
| 50 | 3.85 | -3 | -0.0012 | 2.5 |
| 40 | | 7 | 0.0028 | 2.5 |
| 30 | | 8 | 0.0032 | 2.5 |
| 20 | | 4 | 0.0016 | 2.5 |
| 10 | | 9 | 0.0036 | 2.5 |
| 0 | | 9 | 0.0036 | 2.5 |
| -10 | | 9 | 0.0036 | 2.5 |
| -20 | | 0 | 0.0000 | 2.5 |
| -30 | | 5 | 0.0020 | 2.5 |
| 20 | | 3.27 | 0 | 0.0000 |
| 20 | 4.43 | 3 | 0.0012 | 2.5 |

LTE Band 7

| Test Frequency:2535MHz QPSK 10MHz | | | | |
|-----------------------------------|--------------------|----------------------|-----------------------|-------------|
| Temperature (°C) | Power Supply (VDC) | Frequency Error (Hz) | Frequency Error (ppm) | Limit (ppm) |
| 50 | 3.85 | (Hz) | (ppm) | (ppm) |
| 40 | | 4 | 0.0016 | 2.5 |
| 30 | | 12 | 0.0047 | 2.5 |
| 20 | | -4 | -0.0016 | 2.5 |
| 10 | | 5 | 0.0020 | 2.5 |
| 0 | | 12 | 0.0047 | 2.5 |
| -10 | | 14 | 0.0055 | 2.5 |
| -20 | | -2 | -0.0008 | 2.5 |
| -30 | | 1 | 0.0004 | 2.5 |
| 20 | | 3.27 | 1 | 0.0004 |
| 20 | 4.43 | 2 | 0.0008 | 2.5 |

| Test Frequency:2535MHz 16QAM 10MHz | | | | |
|------------------------------------|--------------------|----------------------|-----------------------|-------------|
| Temperature (°C) | Power Supply (VDC) | Frequency Error (Hz) | Frequency Error (ppm) | Limit (ppm) |
| 50 | 3.85 | 7 | 0.0028 | 2.5 |
| 40 | | 18 | 0.0071 | 2.5 |
| 30 | | 17 | 0.0067 | 2.5 |
| 20 | | 9 | 0.0036 | 2.5 |
| 10 | | 17 | 0.0067 | 2.5 |
| 0 | | 12 | 0.0047 | 2.5 |
| -10 | | 3 | 0.0012 | 2.5 |
| -20 | | 8 | 0.0032 | 2.5 |
| -30 | | 8 | 0.0032 | 2.5 |
| 20 | | 3.27 | 6 | 0.0024 |
| 20 | 4.43 | 1 | 0.0004 | 2.5 |

LTE Band 7

| Test Frequency:2535MHz QPSK 15MHz | | | | |
|-----------------------------------|--------------------|----------------------|-----------------------|-------------|
| Temperature (°C) | Power Supply (VDC) | Frequency Error (Hz) | Frequency Error (ppm) | Limit (ppm) |
| 50 | 3.85 | -4 | -0.0016 | 2.5 |
| 40 | | 2 | 0.0008 | 2.5 |
| 30 | | -3 | -0.0012 | 2.5 |
| 20 | | 4 | 0.0016 | 2.5 |
| 10 | | -2 | -0.0008 | 2.5 |
| 0 | | 2 | 0.0008 | 2.5 |
| -10 | | -3 | -0.0012 | 2.5 |
| -20 | | 13 | 0.0051 | 2.5 |
| -30 | | -2 | -0.0008 | 2.5 |
| 20 | | 3.27 | 1 | 0.0004 |
| 20 | 4.43 | 11 | 0.0043 | 2.5 |

| Test Frequency:2535MHz 16QAM 15MHz | | | | |
|------------------------------------|--------------------|----------------------|-----------------------|-------------|
| Temperature (°C) | Power Supply (VDC) | Frequency Error (Hz) | Frequency Error (ppm) | Limit (ppm) |
| 50 | 3.85 | 10 | 0.0039 | 2.5 |
| 40 | | -5 | -0.0020 | 2.5 |
| 30 | | 8 | 0.0032 | 2.5 |
| 20 | | 2 | 0.0008 | 2.5 |
| 10 | | 2 | 0.0008 | 2.5 |
| 0 | | 9 | 0.0036 | 2.5 |
| -10 | | -5 | -0.0020 | 2.5 |
| -20 | | 3 | 0.0012 | 2.5 |
| -30 | | 4 | 0.0016 | 2.5 |
| 20 | | 3.27 | 0 | 0.0000 |
| 20 | 4.43 | 8 | 0.0032 | 2.5 |

LTE Band 7

| Test Frequency:2535MHz QPSK 20MHz | | | | |
|-----------------------------------|--------------------|----------------------|-----------------------|-------------|
| Temperature (°C) | Power Supply (VDC) | Frequency Error (Hz) | Frequency Error (ppm) | Limit (ppm) |
| 50 | 3.85 | 10 | 0.0039 | 2.5 |
| 40 | | 16 | 0.0063 | 2.5 |
| 30 | | 14 | 0.0055 | 2.5 |
| 20 | | 8 | 0.0032 | 2.5 |
| 10 | | 5 | 0.0020 | 2.5 |
| 0 | | 17 | 0.0067 | 2.5 |
| -10 | | 15 | 0.0059 | 2.5 |
| -20 | | 7 | 0.0028 | 2.5 |
| -30 | | 10 | 0.0039 | 2.5 |
| 20 | | 3.27 | 5 | 0.0020 |
| 20 | 4.43 | 7 | 0.0028 | 2.5 |

| Test Frequency:2535MHz 16QAM 20MHz | | | | |
|------------------------------------|--------------------|----------------------|-----------------------|-------------|
| Temperature (°C) | Power Supply (VDC) | Frequency Error (Hz) | Frequency Error (ppm) | Limit (ppm) |
| 50 | 3.85 | 0 | 0.0000 | 2.5 |
| 40 | | 4 | 0.0016 | 2.5 |
| 30 | | 3 | 0.0012 | 2.5 |
| 20 | | -5 | -0.0020 | 2.5 |
| 10 | | -1 | -0.0004 | 2.5 |
| 0 | | 1 | 0.0004 | 2.5 |
| -10 | | -7 | -0.0028 | 2.5 |
| -20 | | -10 | -0.0039 | 2.5 |
| -30 | | -8 | -0.0032 | 2.5 |
| 20 | | 3.27 | -12 | -0.0047 |
| 20 | 4.43 | -9 | -0.0036 | 2.5 |

14 RF Exposure

Remark: refer to SAR test report: WTD21D05043329W001.

