

TEST REPORT

Reference No...... : WTD21D02013800W004
FCC ID : 2AEPIELEMENTPLAY
Applicant..... : COLOMBIANA DE COMERCIO S.A.
Address..... : Car. 43E No 8-71, Medellin, Colombia
Manufacturer : MOBIWIRE MOBILES (NINGBO) CO.,LTD
Address..... : Ningbo Fenghua No.999, Dacheng East Road, Fenghua, Zhejiang, China
Product..... : SMARTPHONE
Model(s) : ELEMENT PLAY
Brand Name..... : Kalley
Standards..... : FCC CFR47 Part 22 Subpart H
: FCC CFR47 Part 24 Subpart E
Date of Receipt sample : 2021-03-01
Date of Test : 2021-03-02 to 2021-03-11
Date of Issue..... : 2021-03-12
Test Result..... : **Pass**

Remarks:

The results shown in this test report refer only to the sample(s) tested, this test report cannot be reproduced, except in full, without prior written permission of the company. The report would be invalid without specific stamp of test institute and the signatures of compiler and approver.

Prepared By:

Waltek Testing Group Co., Ltd.

Address: No. 77, Houjie Section, Guantai Road, Houjie Town, Dongguan City, Guangdong, China

Tel: +86-769-2267 6998


Fax: +86-769-2267 6828

Compiled by:



Andy Feng / Project Engineer

Approved by:



Daniel Liu / Designated Reviewer

2 Contents

	Page
1 COVER PAGE.....	1
2 CONTENTS	2
3 REVISION HISTORY	4
4 GENERAL INFORMATION.....	5
4.1 GENERAL DESCRIPTION OF E.U.T.	5
4.2 DETAILS OF E.U.T.	5
4.3 TEST MODE	7
4.4 TEST FACILITY.....	7
5 TEST SUMMARY	8
6 EQUIPMENT USED DURING TEST	9
6.1 EQUIPMENTS LIST	9
6.2 MEASUREMENT UNCERTAINTY	10
6.3 TEST EQUIPMENT CALIBRATION	10
7 RF OUTPUT POWER	11
7.1 EUT OPERATION.....	11
7.2 TEST PROCEDURE	11
7.3 TEST RESULT	12
8 PEAK-TO-AVERAGE RATIO.....	17
8.1 EUT OPERATION.....	17
8.2 TEST PROCEDURE	17
8.3 TEST RESULT	18
9 BANDWIDTH.....	20
9.1 EUT OPERATION.....	20
9.2 TEST PROCEDURE	20
9.3 TEST RESULT	21
10 SPURIOUS EMISSIONS AT ANTENNA TERMINALS	29
10.1 EUT OPERATION	29
10.2 TEST PROCEDURE.....	29
10.3 TEST RESULT	30
11 SPURIOUS RADIATED EMISSIONS.....	40
11.1 EUT OPERATION	40
11.2 TEST SETUP	40
11.3 SPECTRUM ANALYZER SETUP	41
11.4 TEST PROCEDURE.....	42
11.5 SUMMARY OF TEST RESULTS	43
12 BAND EDGE MEASUREMENT	45
12.1 EUT OPERATION.....	45
12.2 TEST PROCEDURE.....	45
12.3 TEST RESULT	46
13 FREQUENCY STABILITY.....	56
13.1 EUT OPERATION	56
13.2 TEST PROCEDURE.....	56
13.3 TEST RESULT	57

14	RF EXPOSURE.....	63
15	PHOTOGRAPHS OF TEST SETUP AND EUT.....	64

3 Revision History

Test report No.	Date of Receipt sample	Date of Test	Date of Issue	Purpose	Comment	Approved
WTD21D02013 800W004	2021-03-01	2021-03-02 to 2021-03-11	2021-03-12	original	-	Valid

4 General Information

4.1 General Description of E.U.T.

Product:	SMARTPHONE
Model(s):	ELEMENT PLAY
Model Description:	N/A
GSM Band(s):	GSM 850/900/1800/1900MHz
GPRS Class:	12
WCDMA Band(s):	FDD Band II/V
Wi-Fi Specification:	2.4G-802.11b/g/n HT20
Bluetooth Version:	Bluetooth v5.0 with BLE
GPS:	Support
NFC:	N/A
Hardware Version:	V01A
Software Version:	Kalley_ELEMENT_PLAY_V02_20210120
Highest frequency (Exclude Radio):	1.3GHz
Storage Location:	Internal Storage
Note:	N/A

4.2 Details of E.U.T.

Operation Frequency:	GSM/GPRS 850: 824~849MHz PCS/GPRS 1900: 1850~1910MHz WCDMA Band II: 1850~1910MHz WCDMA Band V: 824~849MHz
Max. RF output power:	GSM 850: 33.00dBm PCS1900: 29.50dBm WCDMA Band II: 22.71dBm WCDMA Band V: 22.94dBm
Type of Modulation:	GSM,GPRS: GMSK WCDMA: BPSK, 16QAM
Antenna installation:	GSM/WCDMA: internal permanent antenna
Antenna Gain:	GSM 850: -2.5dBi PCS1900: -0.5dBi WCDMA Band II: -0.5dBi WCDMA Band V: -2.5dBi

Ratings: Battery DC 3.8V, 2950mAh
DC 5V, 1.0A, charging from adapter
(Adapter Input: 100-240V~50/60Hz 0.2A)

Adapter: Manufacturer: Dongguan Aohai Power Technology Co.,Ltd
Model No.: A18A-050100U-US2

Type of Emission: GSM850: 246KGXW, GPRS850: 245KGXW,
PCS1900: 246KGXW, GPRS1900: 242KGXW,
WCDMA850: 4M16F9W, WCDMA1900: 4M16F9W,

4.3 Test Mode

All test mode(s) and condition(s) mentioned were considered and evaluated respectively by performing full tests, the worst data were recorded and reported.

Support Band	Test Mode	Channel Frequency	Channel Number
GSM 850	GSM/GPRS	824.2 MHz	128
		836.6 MHz	190
		848.8 MHz	251
PCS 1900	GSM/GPRS	1850.2 MHz	512
		1880.0 MHz	661
		1909.8 MHz	810
WCDMA Band V	WCDMA/HSUPA/HSDPA	826.4 MHz	4132
		836.6 MHz	4183
		846.6 MHz	4233
WCDMA Band II	WCDMA/HSUPA/HSDPA	1852.4MHz	9262
		1880.0MHz	9400
		1907.6MHz	9538
Remark: All mode(s) were tested and the worst data was recorded.			

4.4 Test Facility

The test facility has a test site registered with the following organizations:

ISED CAB identifier: CN0013. Test Firm Registration No.: 7760A.

Waltek Testing Group Co., Ltd. Has been registered and fully described in a report filed with the Industry Canada. The acceptance letter from the Industry Canada is maintained in our files.

Registration number 7760A, October 15, 2016.

FCC Designation No.: CN1201. Test Firm Registration No.: 523476.

Waltek Testing Group Co., Ltd. EMC Laboratory has been registered and fully described in a report filed with the (FCC) Federal Communications Commission. The acceptance letter from the FCC is maintained in our files. Registration number 523476, September 10, 2019.

5 Test Summary

Test Items	Test Requirement	Result
RF Output Power	2.1046 22.913 (a) 24.232 (c)	PASS
Peak-to-Average Ratio	24.232 (d)	PASS
Bandwidth	2.1049 22.905 22.917 24.238	PASS
Spurious Emissions at Antenna Terminal	2.1051 22.917 (a) 24.238 (a)	PASS
Field Strength of Spurious Radiation	2.1053 22.917 (a) 24.238 (a)	PASS
Out of band emission, Band Edge	22.917 (a) 24.238 (a)	PASS
Frequency Stability	2.1055 22.355 24.235	PASS
Maximum Permissible Exposure (SAR)	1.1307 2.1093	PASS

6 Equipment Used during Test

6.1 Equipments List

Conducted Emissions Test Site 1#						
Item	Equipment	Manufacturer	Model No.	Serial No.	Last Calibration Date	Calibration Due Date
1.	EMI Test Receiver	R&S	ESCI	100947	2020-07-30	2021-07-29
2.	LISN	R&S	ENV216	101215	2020-07-30	2021-07-29
3.	Cable	Top	TYPE16(3.5M)	-	2020-07-30	2021-07-29
Conducted Emissions Test Site 2#						
Item	Equipment	Manufacturer	Model No.	Serial No.	Last Calibration Date	Calibration Due Date
1.	EMI Test Receiver	R&S	ESCI	101155	2020-07-30	2021-07-29
2.	LISN	SCHWARZBECK	NSLK 8128	8128-289	2020-07-30	2021-07-29
3.	Limiter	York	MTS-IMP-136	261115-001-0024	2020-07-30	2021-07-29
4.	Cable	LARGE	RF300	-	2020-07-30	2021-07-29
3m Semi-anechoic Chamber for Radiation Emissions Test site 1#						
Item	Equipment	Manufacturer	Model No.	Serial No.	Last Calibration Date	Calibration Due Date
1	Spectrum Analyzer	R&S	FSP	100091	2020-04-20	2021-04-19
2	Active Loop Antenna	Beijing Dazhi	ZN30900A	-	2020-04-20	2021-04-19
3	Trilog Broadband Antenna	SCHWARZBECK	VULB9163	336	2020-08-22	2021-08-21
4	Coaxial Cable (below 1GHz)	Top	TYPE16(13M)	-	2020-04-20	2021-04-19
5	Broad-band Horn Antenna	SCHWARZBECK	BBHA 9120 D	667	2020-04-25	2021-04-24
6	Broad-band Horn Antenna	SCHWARZBECK	BBHA 9170	335	2020-04-20	2021-04-19
7	Broadband Preamplifier	COMPLIANCE DIRECTION	PAP-1G18	2004	2020-04-20	2021-04-19
8	Coaxial Cable (above 1GHz)	Top	1GHz-25GHz	EW02014-7	2020-04-20	2021-04-19
9	Universal Radio Communication Tester	R&S	CMU 200	112461	2020-04-20	2021-04-19
10	Signal Generator	R&S	SMR20	100046	2020-07-30	2020-07-29
11	Smart Antenna	SCHWARZBECK	HA08	-	2020-04-20	2021-04-19
3m Semi-anechoic Chamber for Radiation Emissions Test site 2#						
Item	Equipment	Manufacturer	Model No.	Serial No	Last Calibration Date	Calibration Due Date

1	Test Receiver	R&S	ESCI	101296	2020-04-20	2021-04-19
2	Trilog Broadband Antenna	SCHWARZBECK	VULB9160	9160-3325	2020-04-25	2021-04-24
3	Amplifier	Compliance pirection systems inc	PAP-0203	22024	2020-05-06	2021-05-05
4	Cable	HUBER+SUHNER	CBL2	525178	2020-04-20	2021-04-19
RF Conducted Testing						
Item	Equipment	Manufacturer	Model No.	Serial No.	Last Calibration Date	Calibration Due Date
1.	EMC Analyzer (9k~26.5GHz)	Agilent	E7405A	MY45114943	2019-04-20	2021-04-19
2.	Spectrum Analyzer (9k-6GHz)	R&S	FSL6	100959	2019-04-20	2021-04-19
3.	Universal Radio Communication Tester	R&S	CMU 200	112461	2019-04-20	2021-04-19
4	Signal Analyzer (9k~26.5GHz)	Agilent	N9010A	MY50520207	2019-04-20	2021-04-19

6.2 Measurement Uncertainty

Parameter	Uncertainty
Conducted Emission	± 3.64 dB(AC mains 150KHz~30MHz)
Radiated Spurious Emissions	± 5.08 dB (Bilog antenna 30M~1000MHz)
	± 5.47 dB (Horn antenna 1000M~25000MHz)
Radio Frequency	± 1 x 10 ⁻⁷ Hz
RF Power	± 0.42 dB
RF Power Density	± 0.7dB
Conducted Spurious Emissions	± 2.76 dB (9kHz~26500MHz)
Confidence interval: 95%. Confidence factor:k=2	

6.3 Test Equipment Calibration

All the test equipments used are valid and calibrated by CEPREI Certification Body that address is No.110 Dongguan Zhuang RD. Guangzhou, P.R.China.

7 RF OUTPUT POWER

Test Requirement:	FCC Part 2.1046, 22.913 (a), 24.232 (c)
Test Method:	ANSI/TIA-603-E:2016 ANSI C63.26:2015
Test Mode:	TX transmitting

7.1 EUT Operation

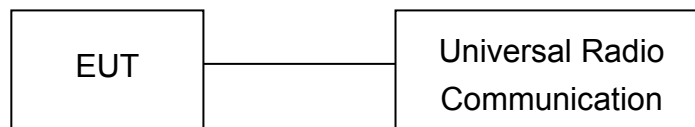
Operating Environment :

Temperature:	22.5 °C
Humidity:	52.1 % RH
Atmospheric Pressure:	101.2kPa

7.2 Test Procedure

Conducted method:

The RF output of the transmitter was connected to the wireless test set and the spectrum analyzer through sufficient attenuation.



Radiated method:

1. The setup of EUT is according with per TIA/EIA Standard 603D.
2. The measurement antenna was placed at a distance of 3 meters from the EUT. During the tests, the antenna height and polarization as well as EUT azimuth were varied in order to identify the maximum level of emissions from the EUT. The test was performed by placing the EUT on 3-orthogonal axis.
3. The frequency range up to tenth harmonic of the fundamental frequency was investigated.
4. Remove the EUT and replace it with substitution antenna. A signal generator was connected to the substitution antenna by a non-radiating cable. The absolute levels of the spurious emissions were measured by the substitution.

7.3 Test Result

Conducted Power

GSM - Burst Average Power (dBm)						
Band	GSM850			PCS1900		
Channel	128	190	251	512	661	810
Frequency (MHz)	824.2	836.6	848.8	1850.2	1880	1909.8
GSM	32.78	32.87	32.93	29.50	29.32	29.38
GPRS (1 slot)	32.74	32.82	33.00	29.50	29.49	29.42
GPRS (2 slots)	31.81	31.85	32.10	28.08	27.95	27.91
GPRS (3 slots)	30.06	30.20	30.53	26.34	26.24	26.18
GPRS (4 slots)	29.48	29.14	29.93	25.52	25.41	25.37

WCDMA - Average Power (dBm)						
Band	WCDMA Band II			WCDMA Band V		
Channel	9262	9400	9538	4132	4183	4233
Frequency (MHz)	1852.4	1880	1907.6	826.4	836.6	846.6
RMC 12.2k	22.62	22.71	22.45	22.94	22.71	22.92
HSDPA Subtest-1	21.84	21.90	21.60	21.86	22.18	21.92
HSDPA Subtest-2	21.66	21.65	21.43	21.76	22.08	21.72
HSDPA Subtest-3	21.42	21.46	21.41	21.68	21.98	21.63
HSDPA Subtest-4	20.92	20.85	20.78	21.38	21.62	21.38
HSUPA Subtest-1	21.83	21.90	21.58	22.30	22.18	22.38
HSUPA Subtest-2	21.23	21.25	21.08	22.07	21.95	22.01
HSUPA Subtest-3	21.19	21.21	20.97	21.86	21.86	21.84
HSUPA Subtest-4	21.14	21.15	20.86	21.63	21.67	21.61
HSUPA Subtest-5	20.96	20.95	20.75	21.41	21.39	21.40

Radiated Power

ERP and EIRP

Cellular Band 850 (Part 22H)

Frequency	Receiver Reading	Turn table Angle	RX Antenna		Substituted			Absolute Level	Part 22H	
			Height	Polar	SG Level	Cable	Antenna Gain		Limit	Margin
(MHz)	(dB μ V)	Degree	(m)	(H/V)	(dBm)	(dB)	(dB)	(dBm)	(dBm)	(dB)
GSM 850 Channel 128										
824.20	97.50	313	1.7	H	30.47	0.20	0.00	30.27	38.45	-8.18
824.20	97.48	250	2.5	V	30.38	0.20	0.00	30.18	38.45	-8.27
GSM 850 Channel 190										
836.60	97.23	18	1.4	H	30.20	0.20	0.00	30.00	38.45	-8.45
836.60	97.42	115	2.1	V	30.32	0.20	0.00	30.12	38.45	-8.33
GSM 850 Channel 251										
848.80	97.47	20	1.7	H	30.44	0.20	0.00	30.24	38.45	-8.21
848.80	97.00	338	1.8	V	29.90	0.20	0.00	29.70	38.45	-8.75
GPRS 850 Channel 128										
824.20	97.28	313	2.0	H	30.25	0.20	0.00	30.05	38.45	-8.40
824.20	97.26	342	1.2	V	30.16	0.20	0.00	29.96	38.45	-8.49
GPRS 850 Channel 190										
836.60	97.48	31	1.9	H	30.45	0.20	0.00	30.25	38.45	-8.20
836.60	97.32	10	1.2	V	30.22	0.20	0.00	30.02	38.45	-8.43
GPRS 850 Channel 251										
848.80	97.30	48	1.3	H	30.27	0.20	0.00	30.07	38.45	-8.38
848.80	97.35	89	2.4	V	30.25	0.20	0.00	30.05	38.45	-8.40

Cellular Band 1900 (Part 24E)

Frequency	Receiver Reading	Turn table Angle	RX Antenna		Substituted			Absolute Level	Part 24E	
			Height	Polar	SG Level	Cable	Antenna Gain		Limit	Margin
(MHz)	(dB μ V)	Degree	(m)	(H/V)	(dBm)	(dB)	(dB)	(dBm)	(dBm)	(dB)
PCS 1900 Channel 512										
1850.20	92.33	165	1.9	H	18.36	0.31	10.40	28.45	33	-4.55
1850.20	91.94	181	1.3	V	18.66	0.31	10.40	28.75	33	-4.25
PCS 1900 Channel 661										
1880.00	91.88	306	1.3	H	18.03	0.31	10.40	28.12	33	-4.88
1880.00	92.07	277	1.4	V	18.95	0.31	10.40	29.04	33	-3.96
PCS 1900 Channel 810										
1909.80	92.21	230	1.6	H	18.48	0.32	10.40	28.56	33	-4.44
1909.80	92.21	83	1.7	V	19.25	0.32	10.40	29.33	33	-3.67
GPRS 1900 Channel 512										
1850.20	91.98	241	1.3	H	18.01	0.31	10.40	28.10	33	-4.90
1850.20	91.96	244	1.6	V	18.68	0.31	10.40	28.77	33	-4.23
GPRS 1900 Channel 661										
1880.00	92.12	97	1.5	H	18.27	0.31	10.40	28.36	33	-4.64
1880.00	92.28	308	2.4	V	19.16	0.31	10.40	29.25	33	-3.75
GPRS 1900 Channel 810										
1909.80	91.85	333	1.5	H	18.12	0.32	10.40	28.20	33	-4.80
1909.80	92.26	199	1.2	V	19.30	0.32	10.40	29.38	33	-3.62

WCDMA Band V (Part 22H)

Frequency	Receiver Reading	Turn table Angle	RX Antenna		Substituted			Absolute Level	Part 22H	
			Height	Polar	SG Level	Cable	Antenna Gain		Limit	Margin
(MHz)	(dB μ V)	Degree	(m)	(H/V)	(dBm)	(dB)	(dB)	(dBm)	(dBm)	(dB)
WCDMA Band V Voice Channel 4132										
826.40	87.50	221	2.4	H	20.47	0.20	0.00	20.27	38.45	-18.18
826.40	87.80	46	1.2	V	20.70	0.20	0.00	20.50	38.45	-17.95
WCDMA Band V Voice Channel 4183										
836.60	87.46	257	2.1	H	20.43	0.20	0.00	20.23	38.45	-18.22
836.60	87.52	290	2.4	V	20.42	0.20	0.00	20.22	38.45	-18.23
WCDMA Band V Voice Channel 4233										
846.60	87.48	312	1.2	H	20.45	0.20	0.00	20.25	38.45	-18.20
846.60	87.39	273	1.7	V	20.29	0.20	0.00	20.09	38.45	-18.36
WCDMA Band V HSDPA Channel 4132										
826.40	87.48	10	1.6	H	20.45	0.20	0.00	20.25	38.45	-18.20
826.40	87.36	75	1.1	V	20.26	0.20	0.00	20.06	38.45	-18.39
WCDMA Band V HSDPA Channel 4183										
836.60	87.52	77	1.1	H	20.49	0.20	0.00	20.29	38.45	-18.16
836.60	87.44	173	2.0	V	20.34	0.20	0.00	20.14	38.45	-18.31
WCDMA Band V HSDPA Channel 4233										
846.60	87.54	119	1.2	H	20.51	0.20	0.00	20.31	38.45	-18.14
846.60	87.38	23	2.2	V	20.28	0.20	0.00	20.08	38.45	-18.37
WCDMA Band V HSUPA Channel 4132										
826.40	85.46	93	1.3	H	18.43	0.20	0.00	18.23	38.45	-20.22
826.40	85.28	206	1.7	V	18.18	0.20	0.00	17.98	38.45	-20.47
WCDMA Band V HSUPA Channel 4183										
836.60	85.50	233	1.0	H	18.47	0.20	0.00	18.27	38.45	-20.18
836.60	85.06	78	1.8	V	17.96	0.20	0.00	17.76	38.45	-20.69
WCDMA Band V HSUPA Channel 4233										
846.60	85.26	96	2.1	H	18.23	0.20	0.00	18.03	38.45	-20.42
846.60	85.42	303	2.3	V	18.32	0.20	0.00	18.12	38.45	-20.33

WCDMA Band II (Part 24E)

Frequency	Receiver Reading	Turn table Angle	RX Antenna		Substituted			Absolute Level	Part 24E	
			Height	Polar	SG Level	Cable	Antenna Gain		Limit	Margin
(MHz)	(dB μ V)	Degree	(m)	(H/V)	(dBm)	(dB)	(dB)	(dBm)	(dBm)	(dB)
WCDMA Band II Voice Channel 9262										
1852.40	86.50	177	1.3	H	12.53	0.31	10.40	22.62	33	-10.38
1852.40	85.88	175	1.2	V	12.60	0.31	10.40	22.69	33	-10.31
WCDMA Band II Voice Channel 9400										
1880.00	86.40	327	2.4	H	12.55	0.31	10.40	22.64	33	-10.36
1880.00	85.74	237	1.3	V	12.62	0.31	10.40	22.71	33	-10.29
WCDMA Band II Voice Channel 9538										
1907.60	86.45	265	1.1	H	12.72	0.32	10.40	22.80	33	-10.20
1907.60	85.34	352	1.3	V	12.38	0.32	10.40	22.46	33	-10.54
WCDMA Band II HSDPA Channel 9262										
1852.40	86.30	284	1.3	H	12.33	0.31	10.40	22.42	33	-10.58
1852.40	85.23	104	1.5	V	11.95	0.31	10.40	22.04	33	-10.96
WCDMA Band II HSDPA Channel 9400										
1880.00	86.35	297	2.0	H	12.50	0.31	10.40	22.59	33	-10.41
1880.00	85.48	150	2.2	V	12.36	0.31	10.40	22.45	33	-10.55
WCDMA Band II HSDPA Channel 9538										
1907.60	86.40	189	1.1	H	12.67	0.32	10.40	22.75	33	-10.25
1907.60	85.16	257	2.4	V	12.20	0.32	10.40	22.28	33	-10.72
WCDMA Band II HSUPA Channel 9262										
1852.40	84.49	119	1.3	H	10.52	0.31	10.40	20.61	33	-12.39
1852.40	84.14	130	2.0	V	10.86	0.31	10.40	20.95	33	-12.05
WCDMA Band II HSUPA Channel 9400										
1880.00	84.19	21	2.4	H	10.34	0.31	10.40	20.43	33	-12.57
1880.00	84.44	82	2.1	V	11.32	0.31	10.40	21.41	33	-11.59
WCDMA Band II HSUPA Channel 9538										
1907.60	84.48	55	2.0	H	10.75	0.32	10.40	20.83	33	-12.17
1907.60	84.23	102	1.8	V	11.27	0.32	10.40	21.35	33	-11.65

8 Peak-to-Average Ratio

Test Requirement:	24.232 (d)
Test Method:	N/A
Test Mode:	TX transmitting

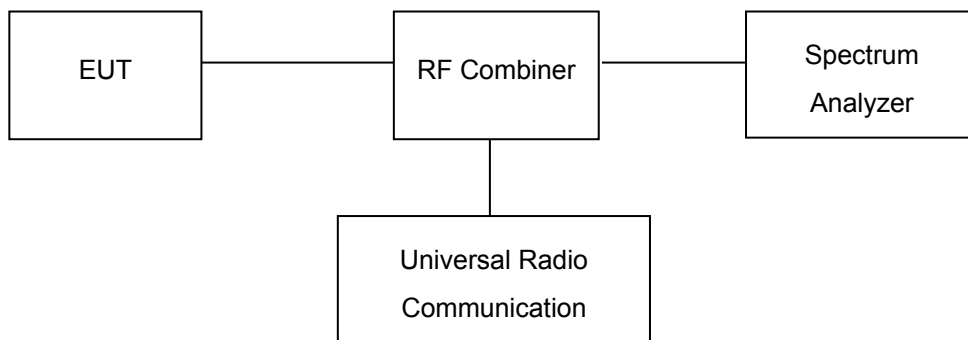
8.1 EUT Operation

Operating Environment :

Temperature:	22.5 °C
Humidity:	52.3% RH
Atmospheric Pressure:	101.2kPa

8.2 Test Procedure

1. The EUT was connected to spectrum analyzer and system simulator via a power divider.
2. Set EUT to transmit at maximum output power.
3. When the duty cycle is less than 98%, then signal gating will be implemented on the spectrum analyzer by triggering from the system simulator.
4. Set the CCDF (Complementary Cumulative Distribution Function) option of the spectrum analyzer. Record the maximum PAPR level associated with a probability of 0.1%.



8.3 Test Result

Cellular Band (Part 24E)

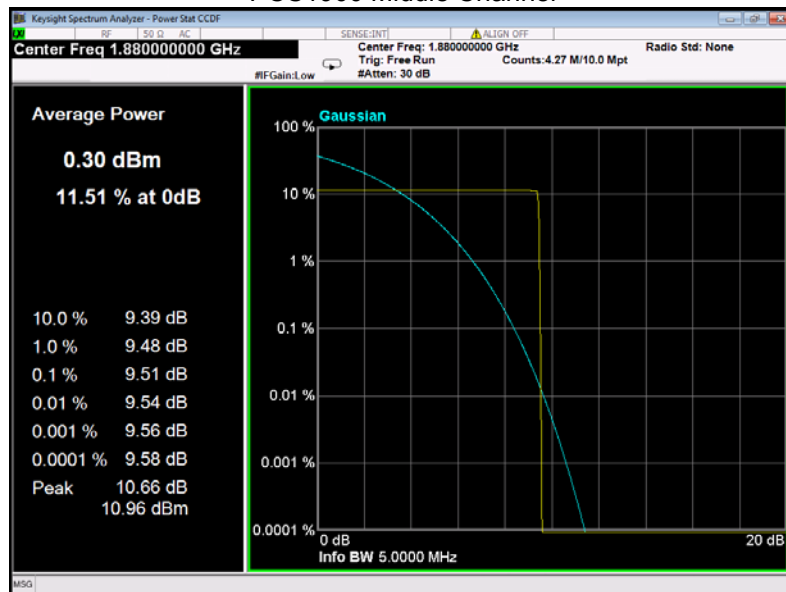
Remark: All test data were reported and only the worst case (middle channel mode) test graphs were showed in test report.

Mode	PCS 1900			GPRS 1900			Limit (dB)
Channel	512	661	810	512	661	810	
Frequency (MHz)	1850.2	1880.0	1909.8	1850.2	1880.0	1909.8	
Peak-to-Average Ratio (dB)	9.35	9.51	9.43	9.49	9.88	9.57	13

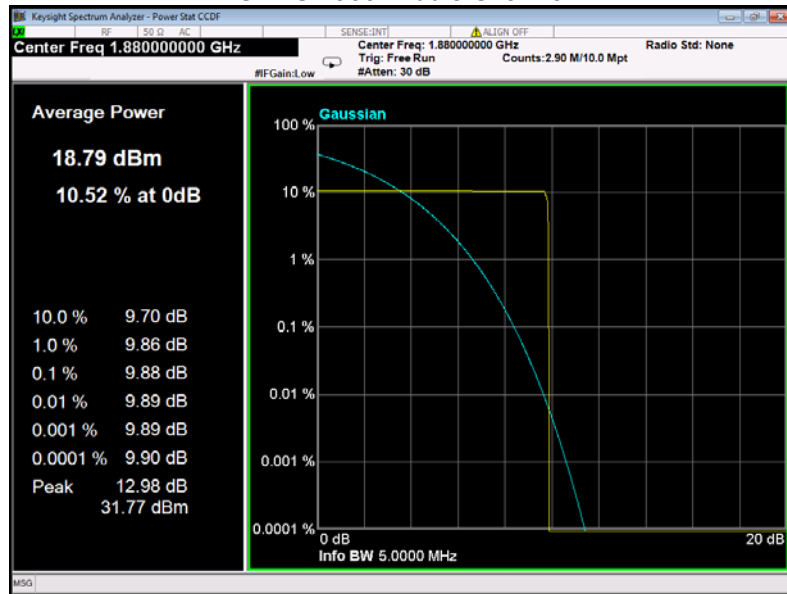
Mode	WCDMA Band II			Limit (dB)
Channel	9262	9400	9538	
Frequency (MHz)	1852.4	1880.0	1907.6	
Peak-to-Average Ratio (dB)	3.77	3.77	3.14	13

Test Plots (Part 24E)

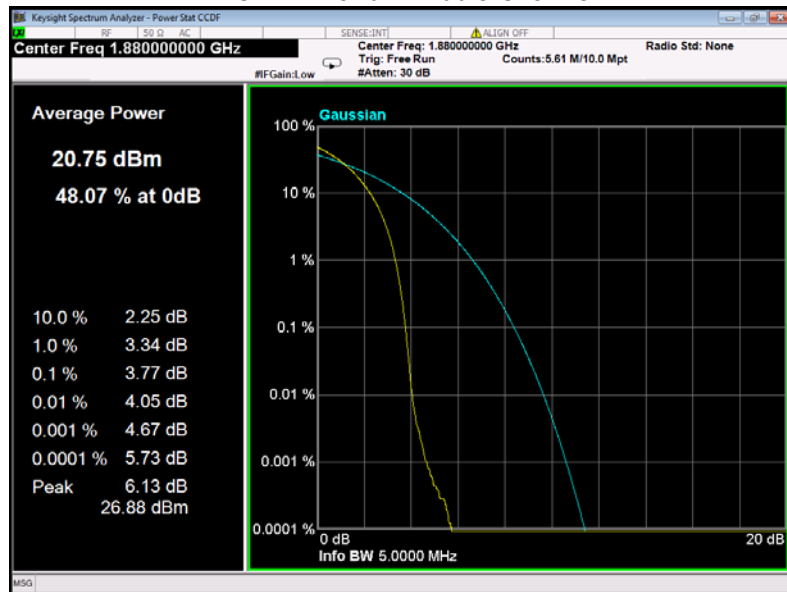
PCS1900 Middle Channel



GPRS 1900 Middle Channel



WCDMA Band II Middle Channel



9 BANDWIDTH

Test Requirement:	FCC Part 2.1049, 22.917, 22.905, 24.238
Test Method:	ANSI/TIA-603-E:2016 ANSI C63.26:2015
Test Mode:	TX transmitting

9.1 EUT Operation

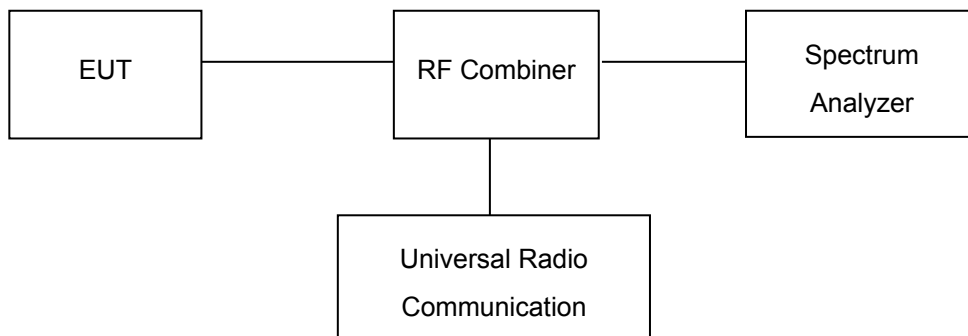
Operating Environment :

Temperature:	22.5 °C
Humidity:	52.3% RH
Atmospheric Pressure:	101.2kPa

9.2 Test Procedure

The RF output of the transmitter was connected to the wireless test set and the spectrum analyzer through sufficient attenuation.

The resolution bandwidth of the spectrum analyzer was set in the range of 1 to 5 % of the anticipated OBW (Cellular /PCS) and the 26 dB & 99%bandwidth was recorded.



9.3 Test Result

Remark: All test data were reported and only the worst case (middle channel mode) test graphs were showed in test report.

Cellular Band (Part 22H)

Test Mode	Channel	Frequency (MHz)	99% Occupied Bandwidth(kHz)	26 dB Emission Bandwidth(kHz)
GSM 850	128	824.2	245.70	313.89
	190	836.6	245.71	313.90
	251	848.8	245.70	313.90
GPRS 850	128	824.2	245.00	314.29
	190	836.6	245.01	314.30
	251	848.8	245.00	314.30

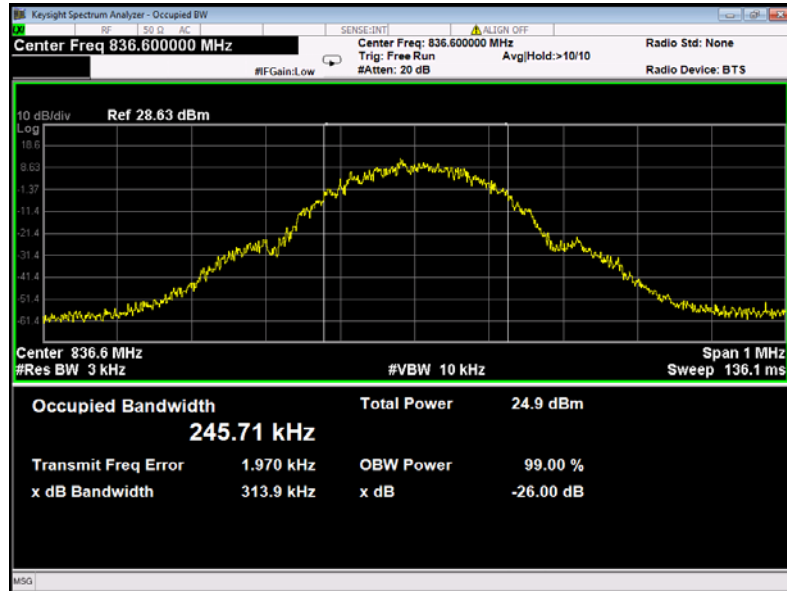
Test Mode	Channel	Frequency (MHz)	99% Occupied Bandwidth(MHz)	26 dB Emission Bandwidth(MHz)	
WCDMA Band V	RMC12.2k	4132	826.4	4.14	4.67
		4183	836.6	4.14	4.68
		4233	846.6	4.13	4.67
	HSDPA(16QAM)	4132	826.4	4.14	4.63
		4183	836.6	4.15	4.64
		4233	846.6	4.15	4.63
	HSUPA(BPSK)	4132	826.4	4.15	4.63
		4183	836.6	4.16	4.64
		4233	846.6	4.15	4.63

Cellular Band (Part 24E)

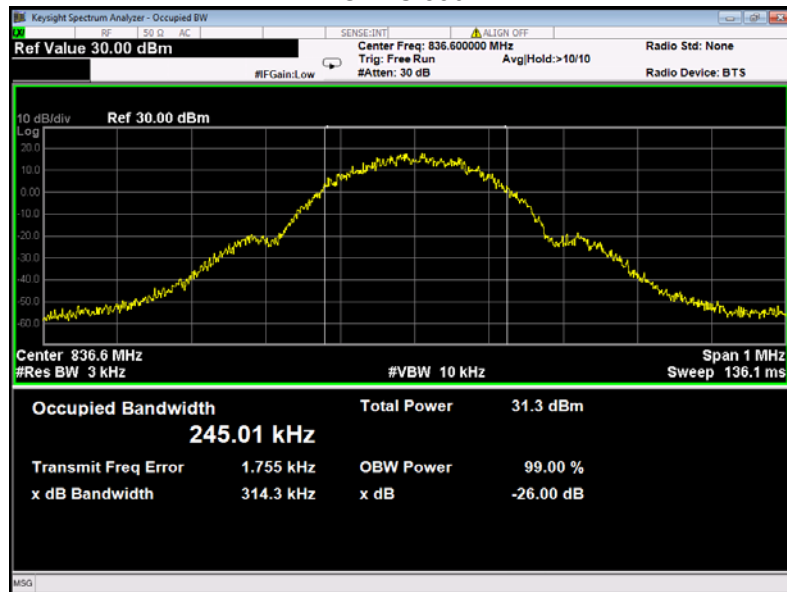
Test Mode	Channel	Frequency (MHz)	99% Occupied Bandwidth(kHz)	26 dB Emission Bandwidth(kHz)
PCS 1900	512	1850.2	246.17	315.09
	661	1880.0	246.17	315.10
	810	1909.8	246.16	315.08
GPRS 1900	512	1850.2	241.94	310.70
	661	1880.0	241.94	310.70
	810	1909.8	241.93	310.70

Test Mode	Channel	Frequency (MHz)	99% Occupied Bandwidth(MHz)	26 dB Emission Bandwidth(MHz)	
WCDMA Band II	RMC12.2k	9262	1852.4	4.13	4.64
		9400	1880.0	4.15	4.65
		9538	1907.6	4.15	4.64
	HSDPA(16QAM)	9262	1852.4	4.16	4.64
		9400	1880.0	4.16	4.65
		9538	1907.6	4.16	4.64
	HSUPA(BPSK)	9262	1852.4	4.14	4.62
		9400	1880.0	4.15	4.63
		9538	1907.6	4.14	4.61

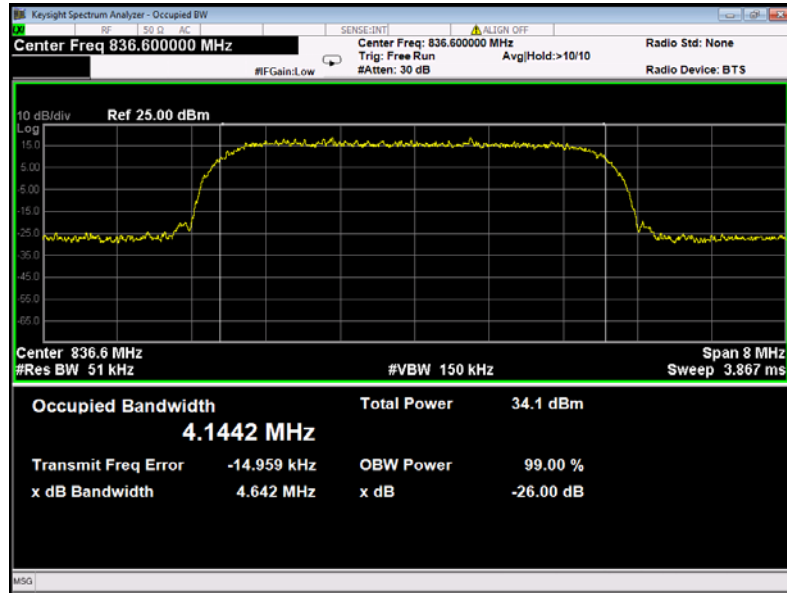
Test Plots (worst case)
 Cellular Band (Part 22H)
 GSM 850



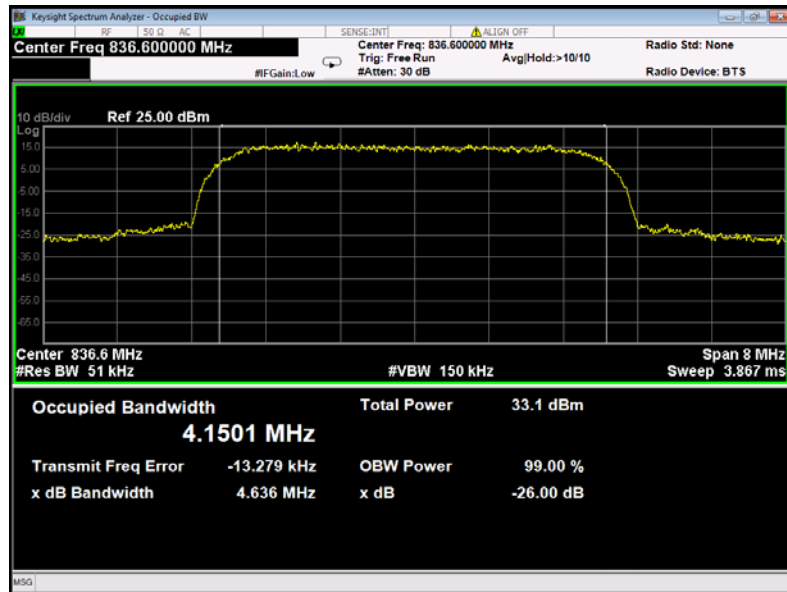
GPRS 850



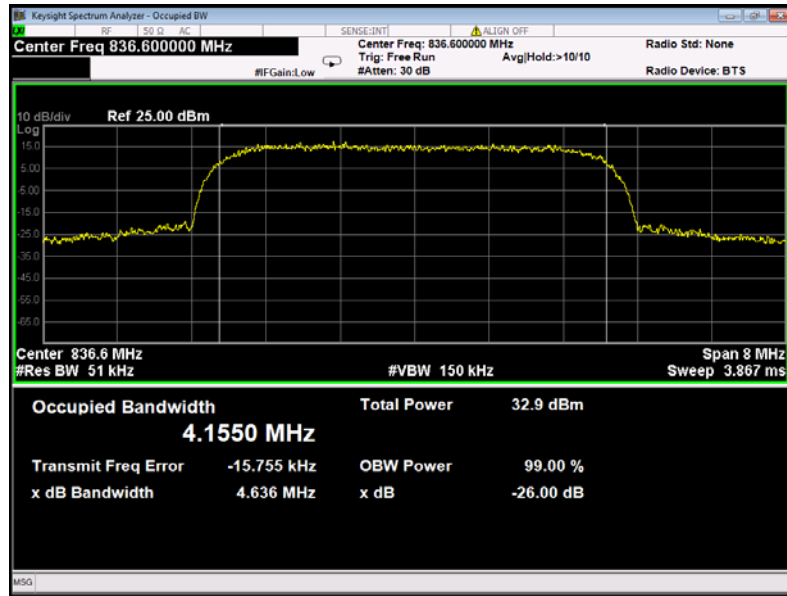
WCDMA band V
RMC12.2k



HSDPA

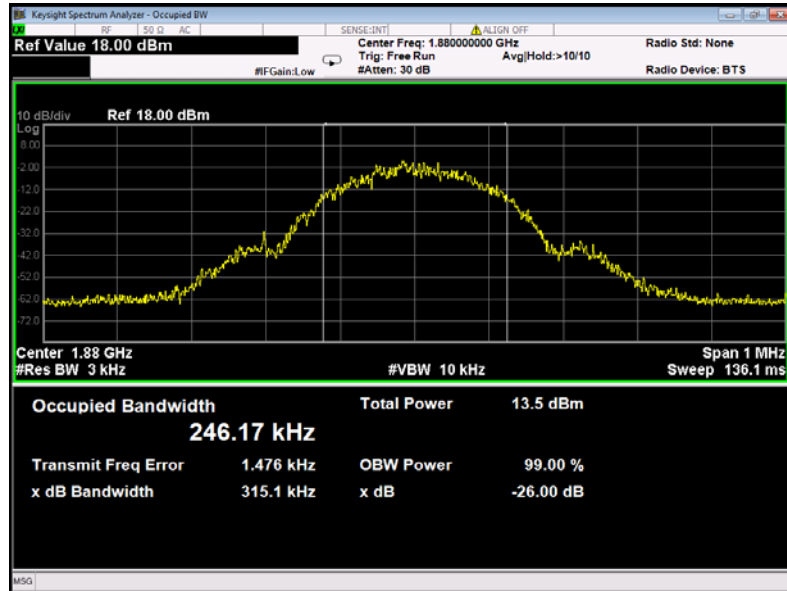


HSUPA

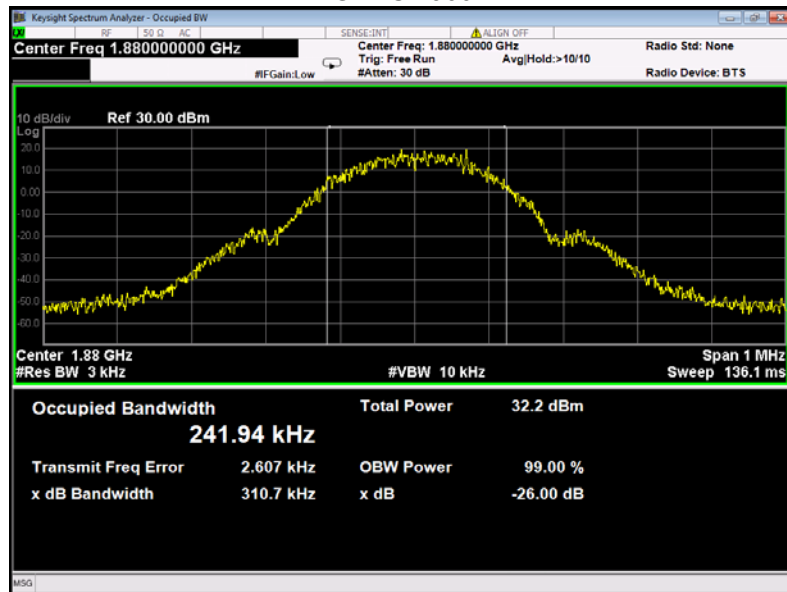


Cellular Band (Part 24E)

PCS 1900

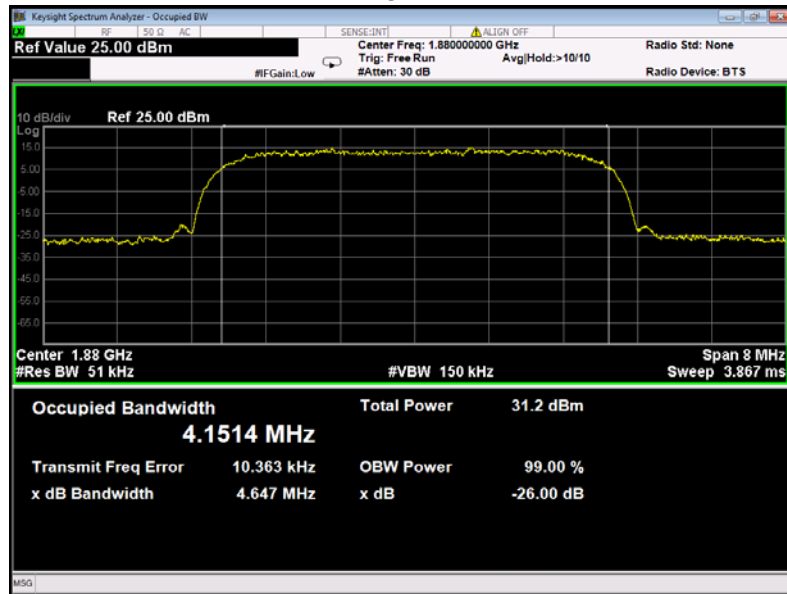


GPRS 1900

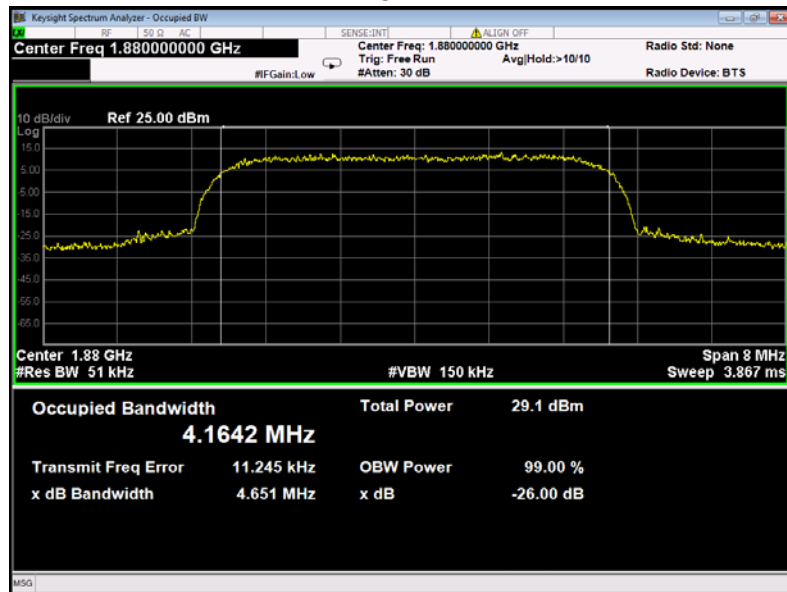


WCDMA band II

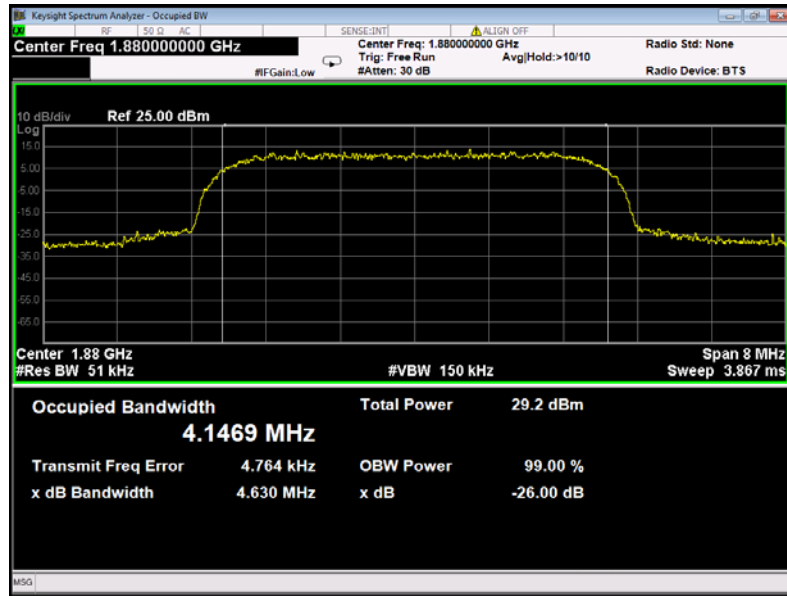
RMC12.2k



HSDPA



HSUPA



10 SPURIOUS EMISSIONS AT ANTENNA TERMINALS

Test Requirement:	FCC Part 2.1051, 22.917(a), 24.238(a)
Test Method:	ANSI/TIA-603-E:2016 ANSI C63.26:2015
Test Mode:	TX transmitting

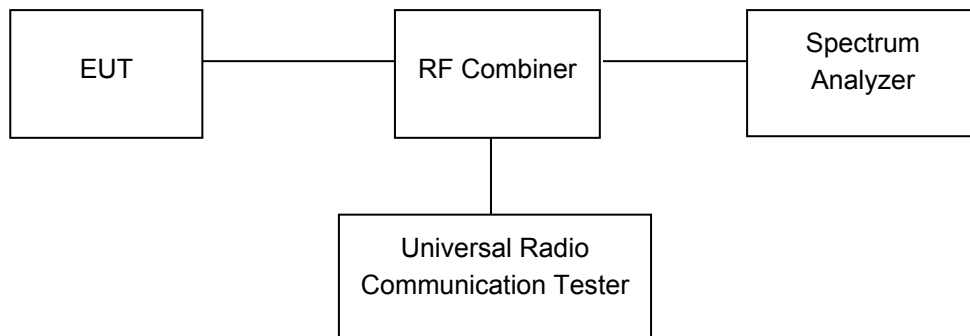
10.1 EUT Operation

Operating Environment :

Temperature:	23.5 °C
Humidity:	52.1 % RH
Atmospheric Pressure:	101.3kPa

10.2 Test Procedure

The RF output of the transceiver was connected to a spectrum analyzer and simulator through appropriate attenuation. The resolution bandwidth of the spectrum analyzer was set at 1MHz. Sufficient scans were taken to show any out of band emissions up to 10th harmonics.



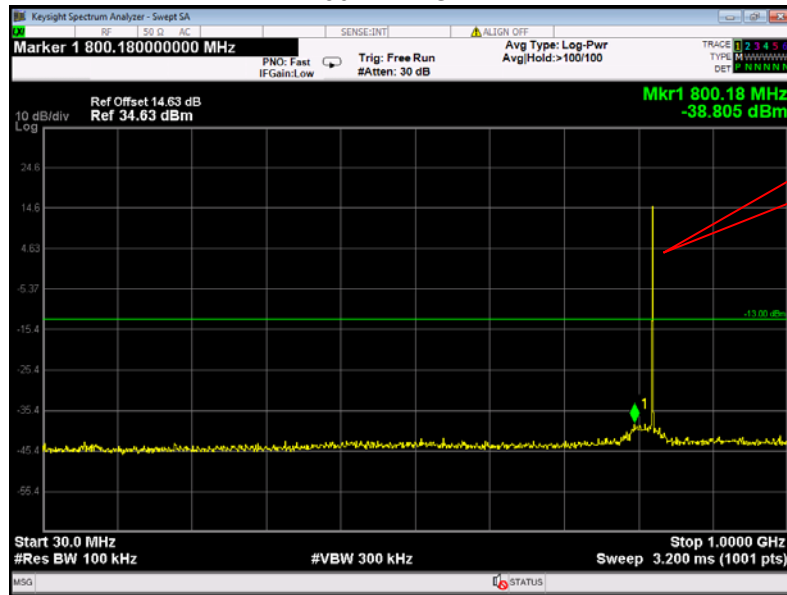
10.3 Test Result

Remark: All test data were reported and only the worst case (middle channel mode) test graphs were showed in test report.

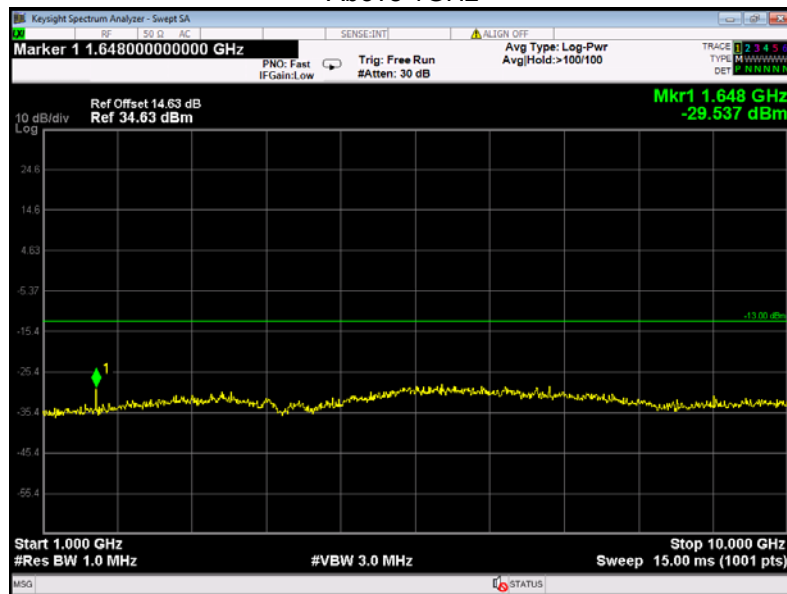
Cellular Band (Part 22H)

GSM 850 - channel 190

30MHz-1GHz



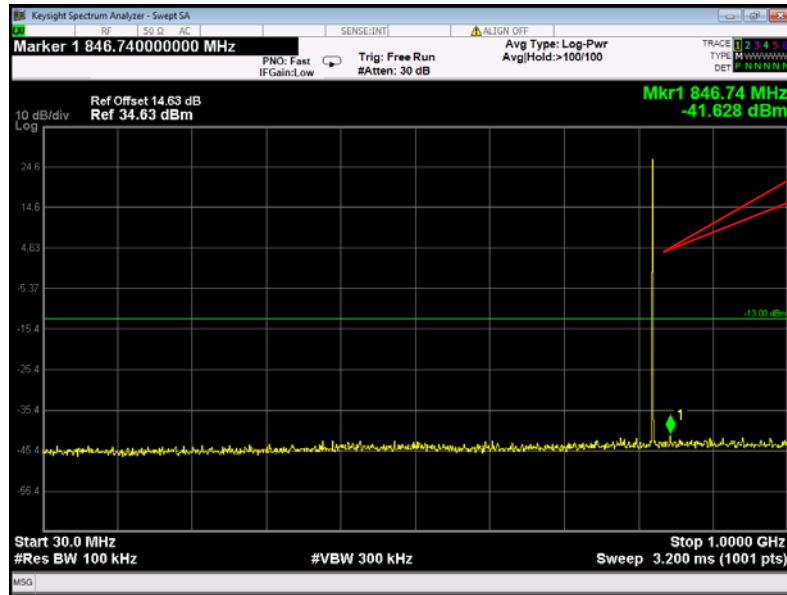
Above 1GHz



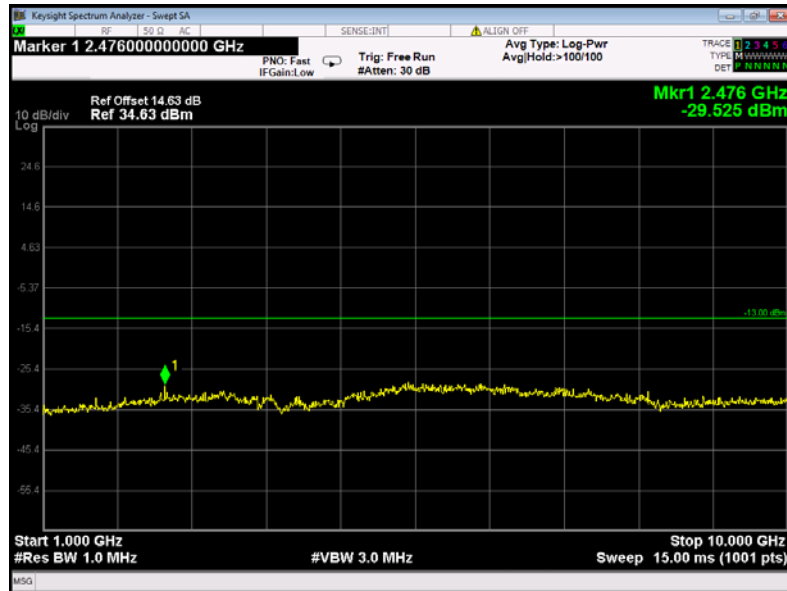
Cellular Band (Part 22H)

GPRS 850 - channel 190

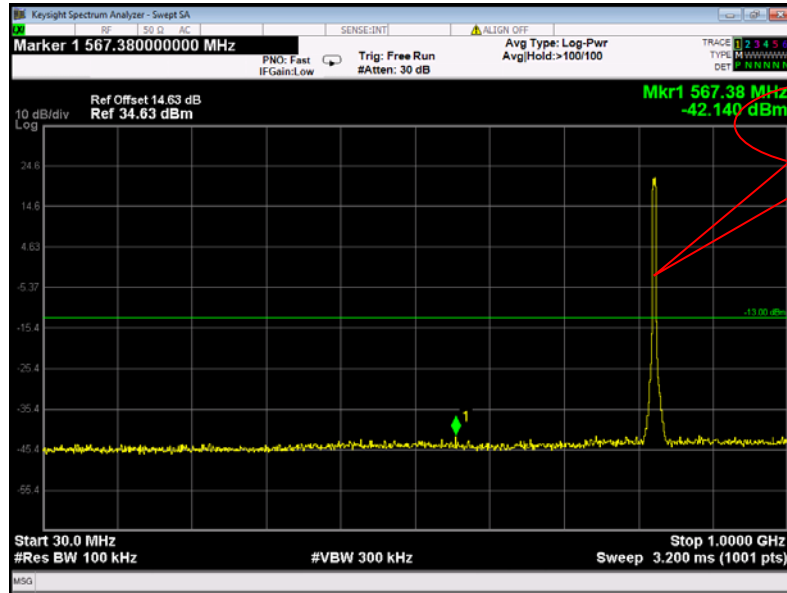
30MHz-1GHz



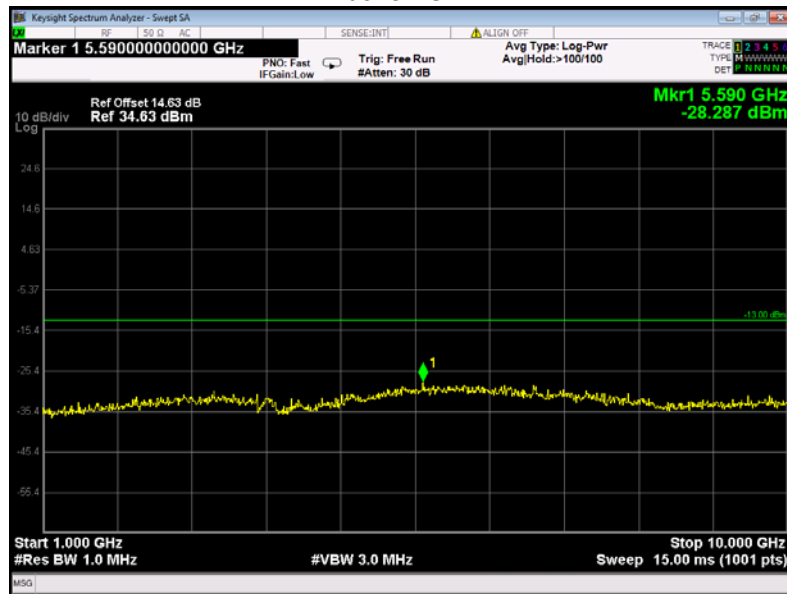
Above 1GHz



Cellular Band (Part 22H)
WCDMA band V - channel 4183
30MHz-1GHz

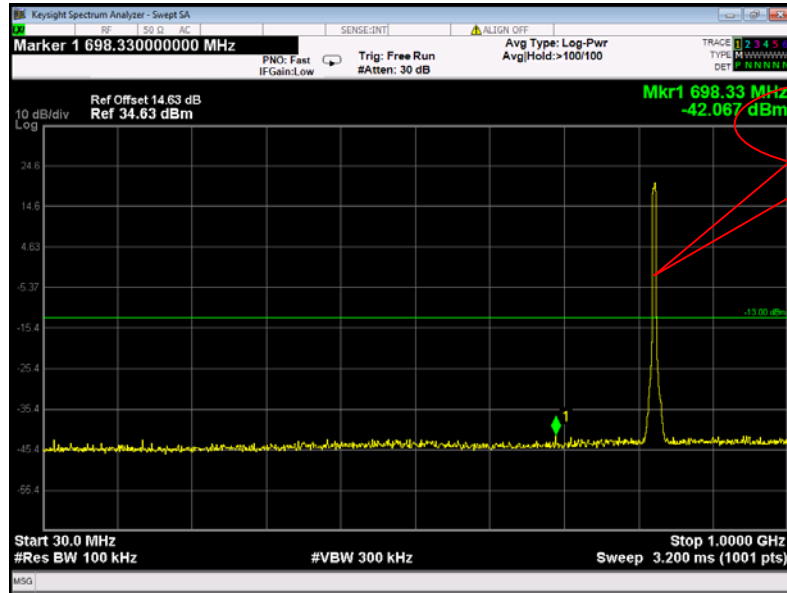


Above 1GHz

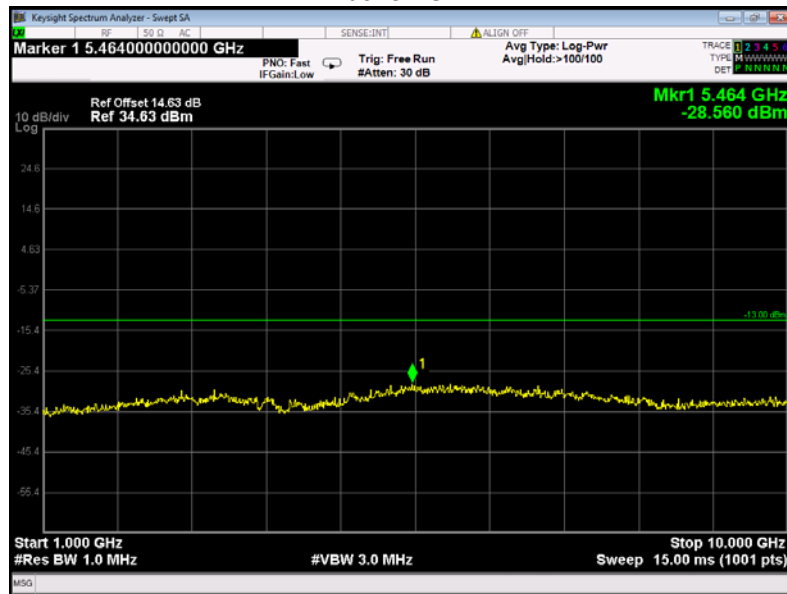


WCDMA band V - channel 4183 (HSDPA)

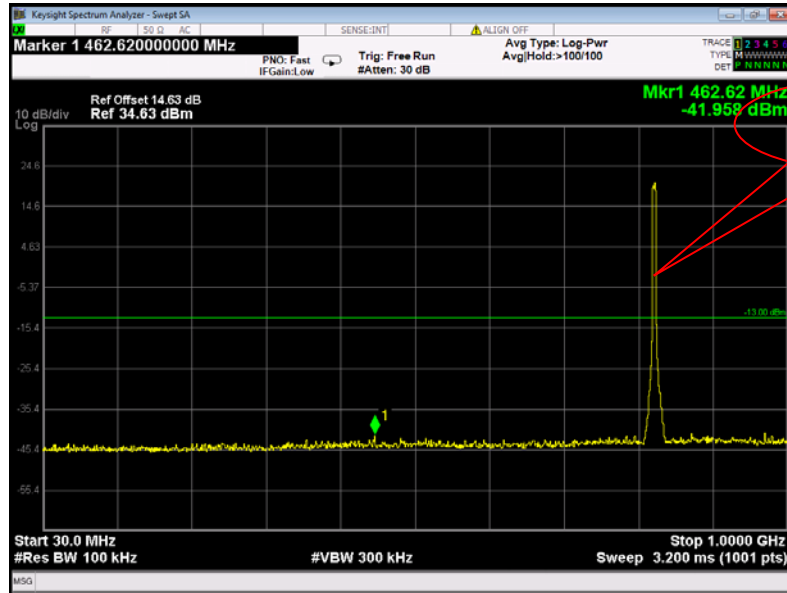
30MHz-1GHz



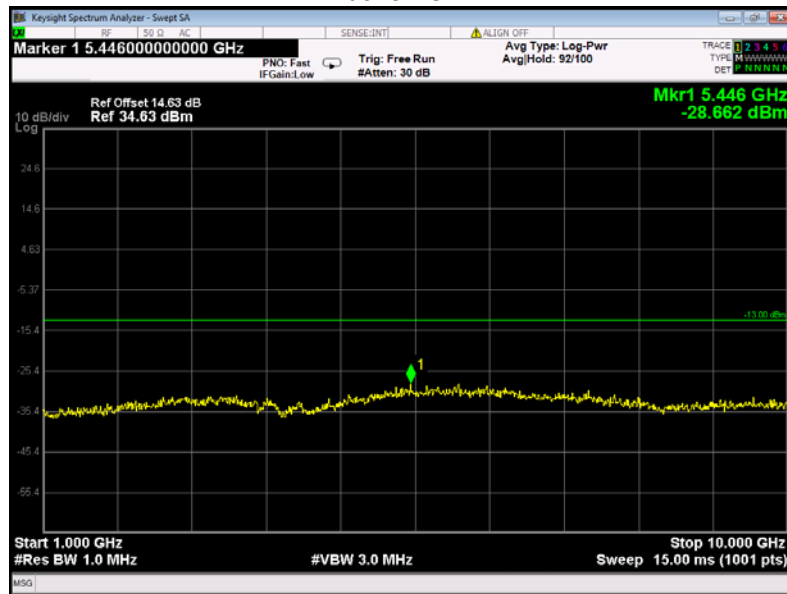
Above 1GHz



WCDMA band V - channel 4183 (HSUPA)
30MHz-1GHz



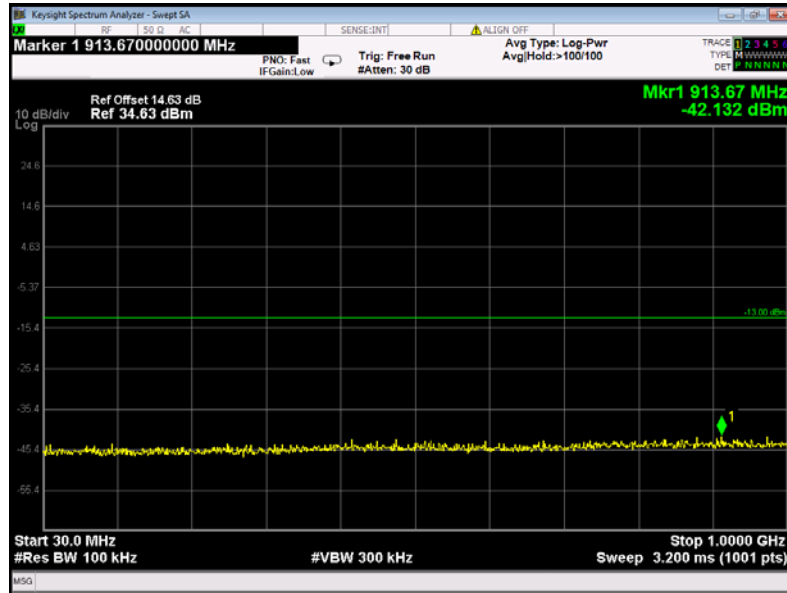
Above 1GHz



Cellular Band (Part 24E)

PCS 1900 - channel 661

30MHz-1GHz

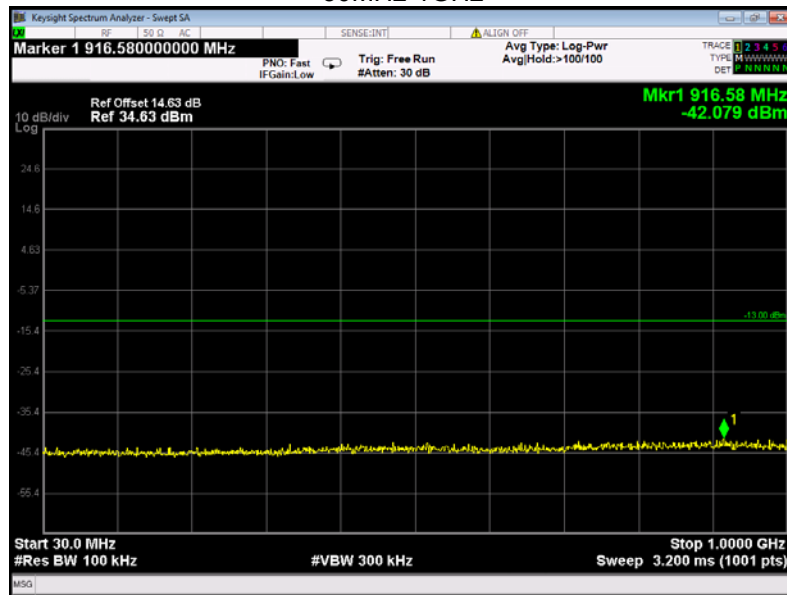


Above 1GHz

Fundamental

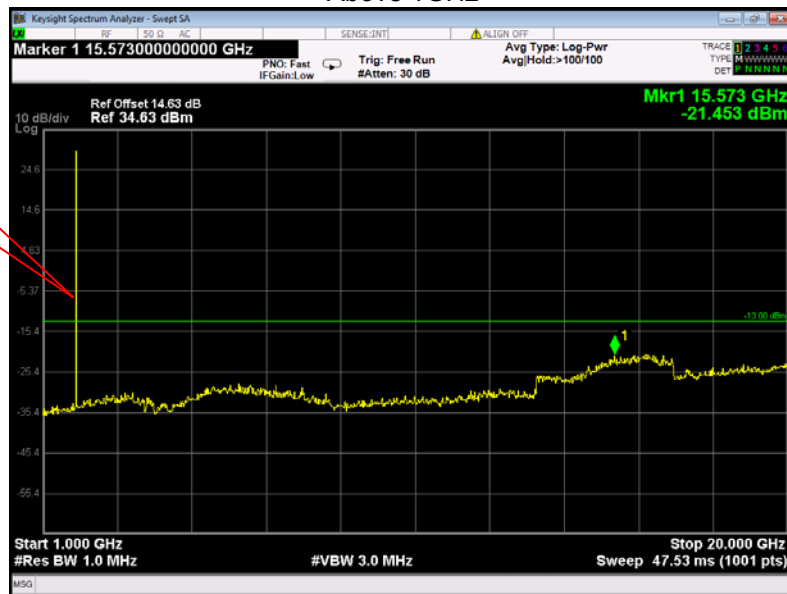


Cellular Band (Part 24E)
GPRS 1900 - channel 661
30MHz-1GHz



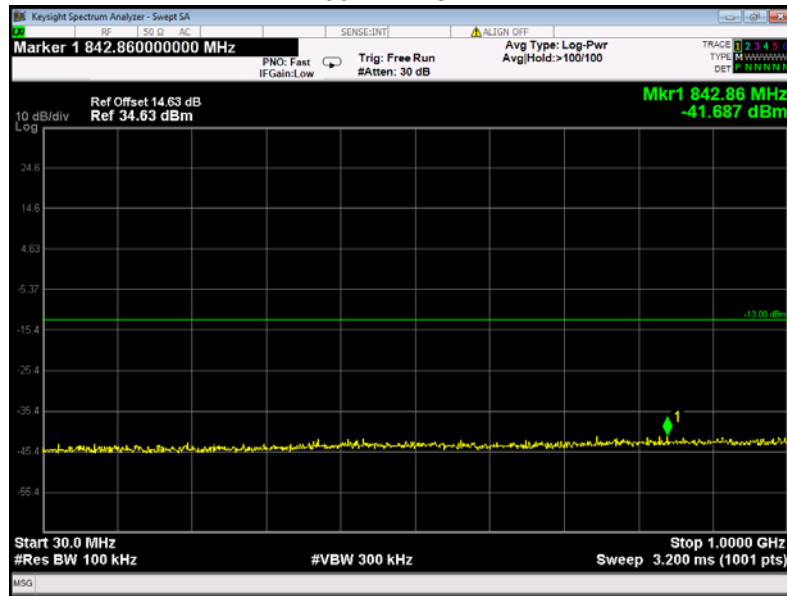
Above 1GHz

Fundamental



WCDMA band II - channel 9400

30MHz-1GHz



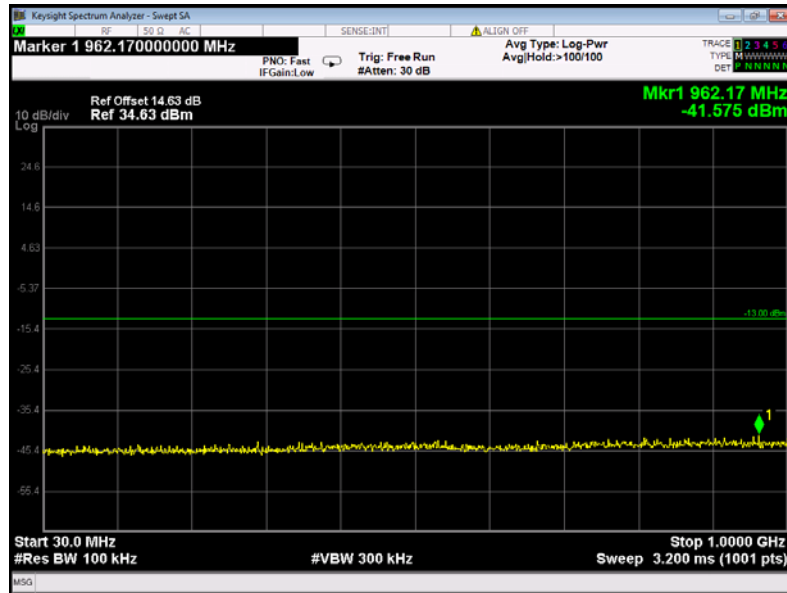
Above 1GHz

Fundamental



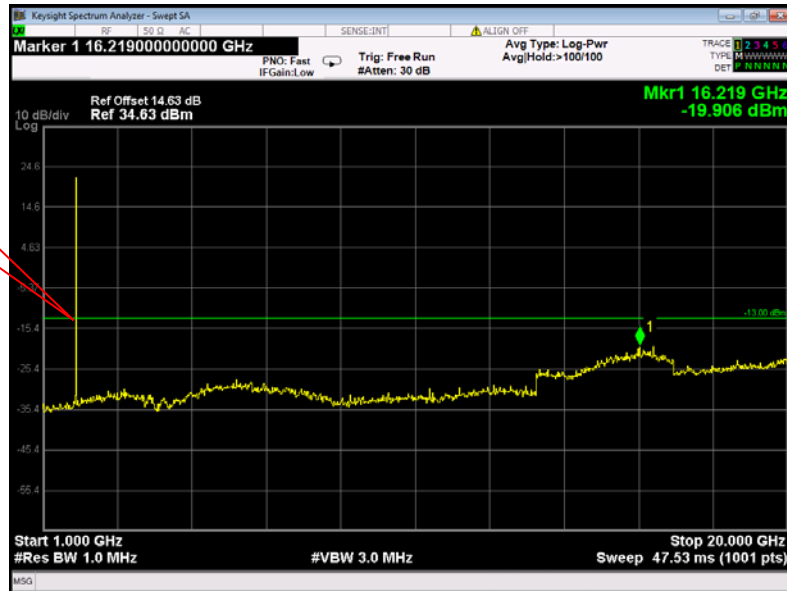
WCDMA band II - channel 9400 (HSDPA)

30MHz-1GHz



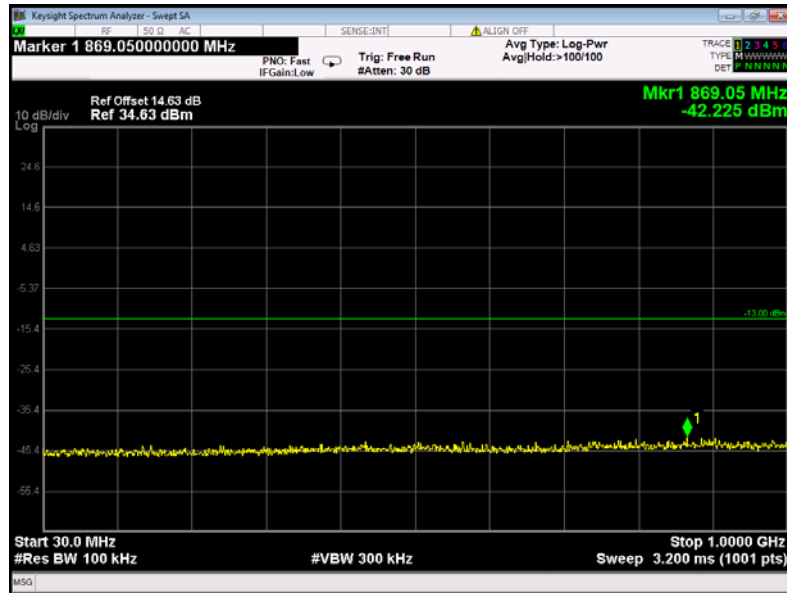
Above 1GHz

Fundamental



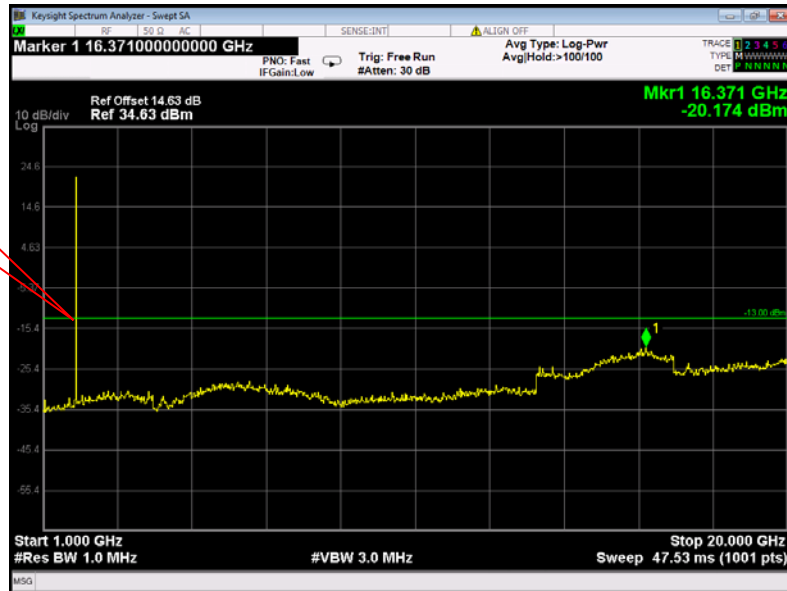
WCDMA band II - channel 9400 (HSUPA)

30MHz-1GHz



Above 1GHz

Fundamental



11 SPURIOUS RADIATED EMISSIONS

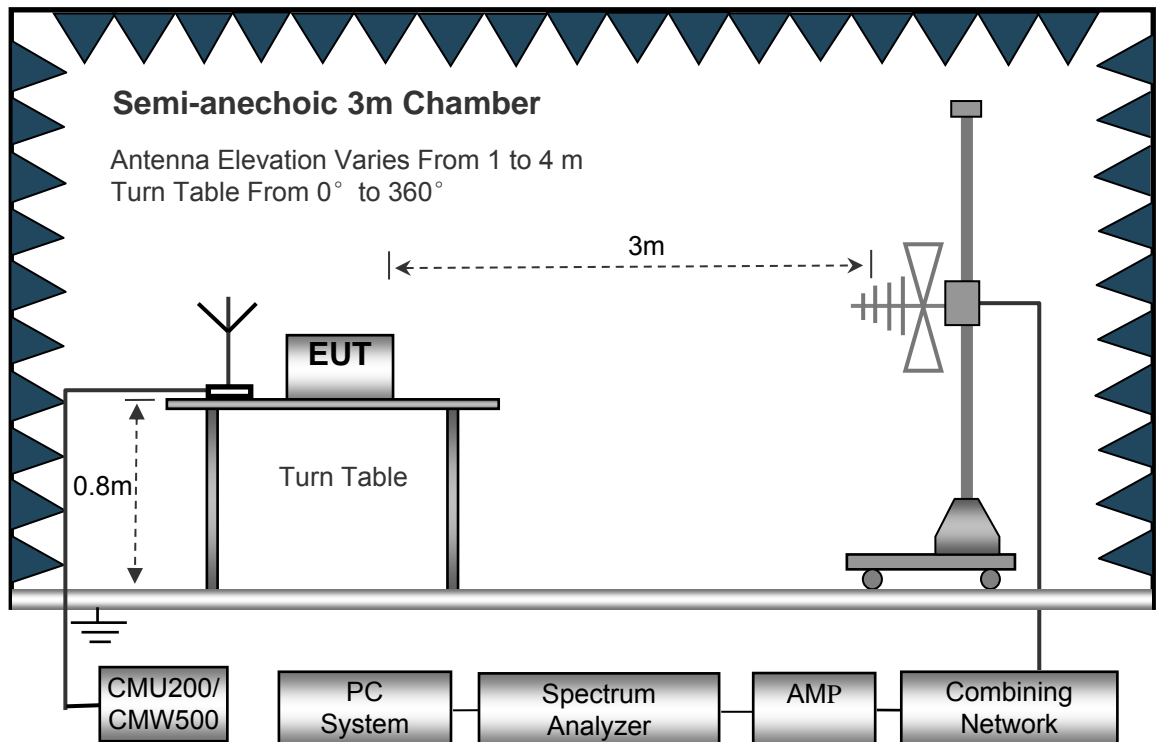
Test Requirement:	FCC Part 2.1053, 22.917, 24.238
Test Method:	ANSI/TIA-603-E:2016 ANSI C63.26:2015
Test Mode:	TX transmitting

11.1 EUT Operation

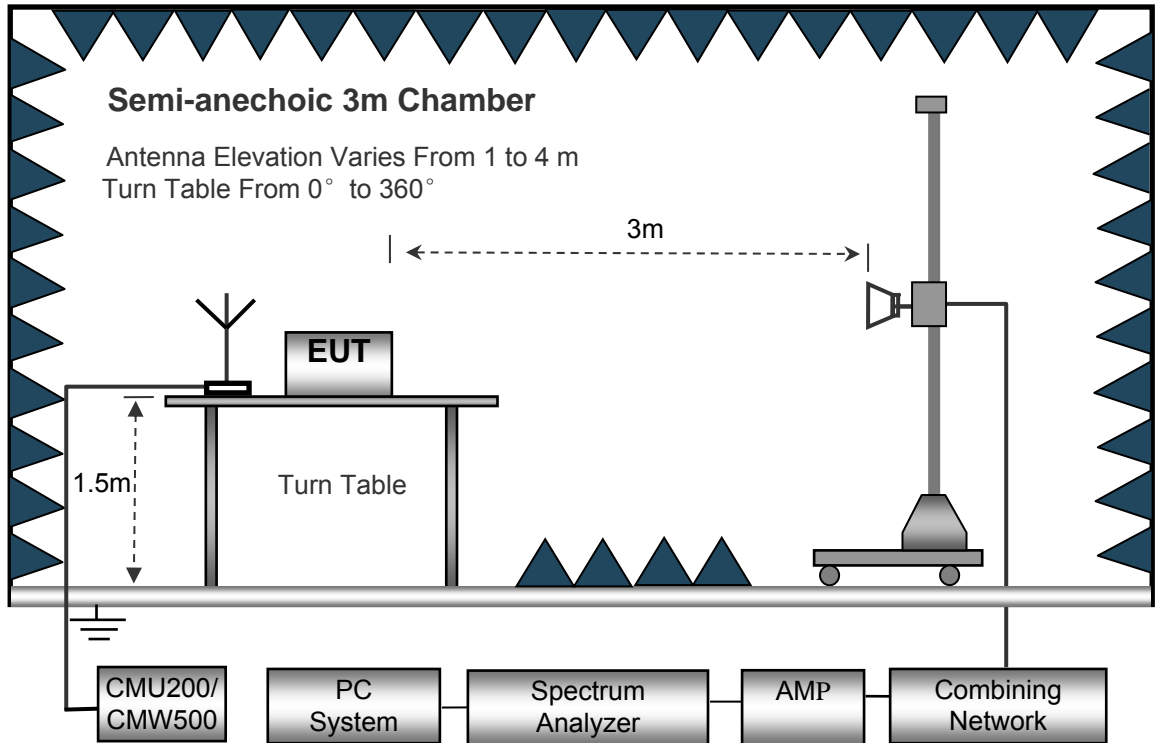
Operating Environment :	
Temperature:	23.5 °C
Humidity:	52.1 % RH
Atmospheric Pressure:	101.2kPa

11.2 Test Setup

The radiated emission tests were performed in the 3m Semi- Anechoic Chamber test site. The test setup for emission measurement from 30 MHz to 1 GHz.



The test setup for emission measurement above 1 GHz.



11.3 Spectrum Analyzer Setup

30MHz ~ 1GHz

Sweep Speed Auto
 Detector PK
 Resolution Bandwidth..... 100kHz
 Video Bandwidth..... 300kHz

Above 1GHz

Sweep Speed Auto
 Detector PK
 Resolution Bandwidth..... 1MHz
 Video Bandwidth..... 3MHz
 Detector Ave.
 Resolution Bandwidth..... 1MHz
 Video Bandwidth..... 10Hz

11.4 Test Procedure

1. The EUT is placed on a turntable, which is 0.8m for below 1GHz and 1.5m for above 1GHz above ground plane.
2. The turntable shall be rotated for 360 degrees to determine the position of maximum emission level.
3. EUT is set 3m away from the receiving antenna, which is moved from 1m to 4m to find out the maximum emissions. The spectrum was investigated from 30MHz up to the tenth harmonic of the highest fundamental frequency.
4. Maximum procedure was performed on the six highest emissions to ensure EUT compliance.
5. And also, each emission was to be maximized by changing the polarization of receiving antenna both horizontal and vertical.
6. The radiation measurements are tested under 3-axes(X,Y,Z) position(X denotes lying on the table, Y denotes side stand and Z denotes vertical stand), After pre-test, It was found that the worse radiation emission was get at the Z position. So the data shown was the Z position only.
7. Remove the EUT and replace it with substitution antenna. A signal generator was connected to the substitution antenna by a non-radiating cable. The absolute levels of the spurious emissions were measured by the substitution.
Spurious emissions in dB = $10 \lg(\text{TXpwr in Watts}/0.001)$ – the absolute level
Spurious attenuation limit in dB = $43 + 10 \text{Log}_{10}(\text{power out in Watts})$
8. Repeat above procedures until the measurements for all frequencies are completed.

11.5 Summary of Test Results

For 26MHz~30MHz,

The measurements were more than 20 dB below the limit and not reported.

Remark: Test performed from 30MHz to 10th harmonics with low/middle/high channels, only the worst data were recorded.

Cellular Band (Part 22H)

Frequency	Receiver Reading	Turn table Angle	RX Antenna		Substituted			Absolute Level	Result	
			Height	Polar	SG Level	Cable	Antenna Gain		Limit	Margin
(MHz)	(dBμV)	Degree	(m)	(H/V)	(dBm)	(dB)	(dB)	(dBm)	(dBm)	(dB)
GSM 850 Channel 128										
216.37	41.36	357	1.0	H	-69.15	0.15	0.00	-69.30	-13.00	-56.30
216.37	43.17	292	1.4	V	-64.42	0.15	0.00	-64.57	-13.00	-51.57
1648.40	66.43	209	1.3	H	-47.54	0.30	9.40	-38.44	-13.00	-25.44
1648.40	58.33	161	1.9	V	-55.20	0.30	9.40	-46.10	-13.00	-33.10
2472.60	59.13	325	1.1	H	-54.87	0.43	10.60	-44.70	-13.00	-31.70
2472.60	48.94	289	2.1	V	-61.34	0.43	10.60	-51.17	-13.00	-38.17
WCDMA Band V Channel 4233										
216.37	40.88	205	1.2	H	-69.63	0.15	0.00	-69.78	-13.00	-56.78
216.37	43.70	135	1.7	V	-63.89	0.15	0.00	-64.04	-13.00	-51.04
1652.80	58.42	185	1.0	H	-55.55	0.30	9.40	-46.45	-13.00	-33.45
1652.80	49.10	253	2.2	V	-64.43	0.30	9.40	-55.33	-13.00	-42.33
2479.20	51.05	335	1.9	H	-62.95	0.43	10.60	-52.78	-13.00	-39.78
2479.20	40.07	74	1.4	V	-70.21	0.43	10.60	-60.04	-13.00	-47.04

Cellular Band (Part 24E)

Frequency	Receiver Reading	Turn table Angle	RX Antenna		Substituted			Absolute Level	Result	
			Height	Polar	SG Level	Cable	Antenna Gain		Limit	Margin
(MHz)	(dB μ V)	Degree	(m)	(H/V)	(dBm)	(dB)	(dB)	(dBm)	(dBm)	(dB)
PCS 1900 Channel 512										
216.37	50.29	192	1.9	H	-60.22	0.15	0.00	-60.37	-13.00	-47.37
216.37	39.93	158	1.5	V	-67.66	0.15	0.00	-67.81	-13.00	-54.81
3700.40	65.95	309	1.3	H	-45.59	2.37	12.50	-35.46	-13.00	-22.46
3700.40	59.98	169	1.6	V	-49.83	2.37	12.50	-39.70	-13.00	-26.70
5550.60	53.58	338	1.2	H	-56.03	2.86	12.90	-45.99	-13.00	-32.99
5550.60	44.73	57	1.1	V	-64.15	2.86	12.90	-54.11	-13.00	-41.11
WCDMA Band II Channel 9400										
216.37	50.66	180	2.1	H	-59.85	0.15	0.00	-60.00	-13.00	-47.00
216.37	40.83	263	2.1	V	-66.76	0.15	0.00	-66.91	-13.00	-53.91
3704.80	58.45	292	1.5	H	-53.09	2.37	12.50	-42.96	-13.00	-29.96
3704.80	52.35	333	1.2	V	-57.46	2.37	12.50	-47.33	-13.00	-34.33
5557.20	47.35	124	1.8	H	-62.26	2.86	12.90	-52.22	-13.00	-39.22
5557.20	37.78	28	1.2	V	-71.10	2.86	12.90	-61.06	-13.00	-48.06

Note: 1) Absolute Level = SG Level - Cable loss + Antenna Gain

2) Margin = Limit- Absolute Level

12 Band Edge Measurement

Test Requirement:	FCC Part 2.1051, 22.917(a), 24.238(a)
Test Method:	ANSI/TIA-603-E:2016 ANSI C63.26:2015
Test Mode:	TX transmitting

12.1 EUT Operation

Operating Environment :

Temperature:	23.5 °C
Humidity:	52.3 % RH
Atmospheric Pressure:	101.3kPa

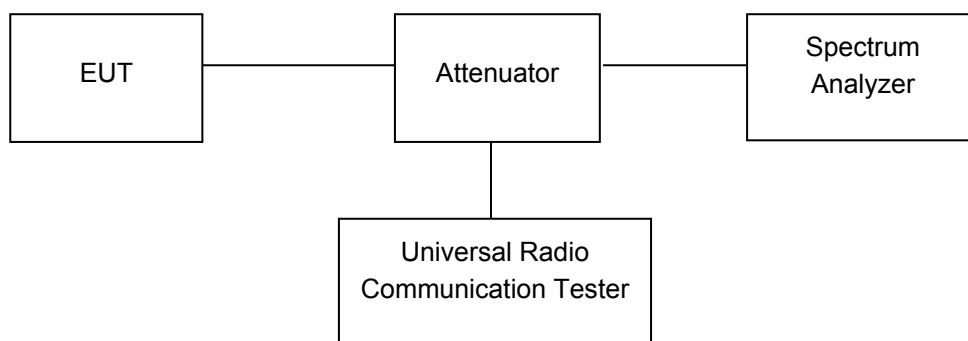
12.2 Test Procedure

The RF output of the transmitter was connected to the input of the spectrum analyzer through sufficient attenuation.

According to FCC Part 22.917(a), the power of any emissions outside of the authorized operating frequency ranges must be attenuated below the TX transmitting power (P) by a factor of at least $43 + 10 \log(P)$ dB.

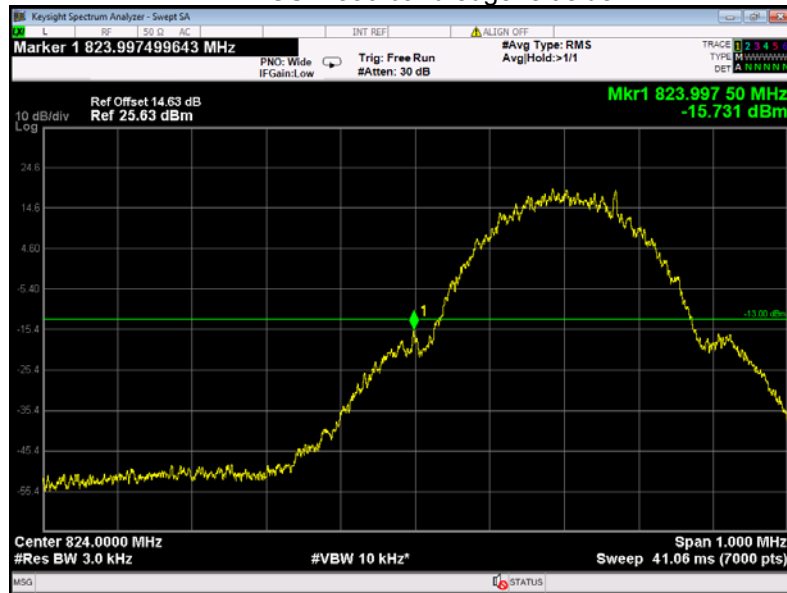
According to FCC Part 24.238(a), the power of any emissions outside of the authorized operating frequency ranges must be attenuated below the TX transmitting power (P) by a factor of at least $43 + 10 \log(P)$ dB.

The center of the spectrum analyzer was set to block edge frequency

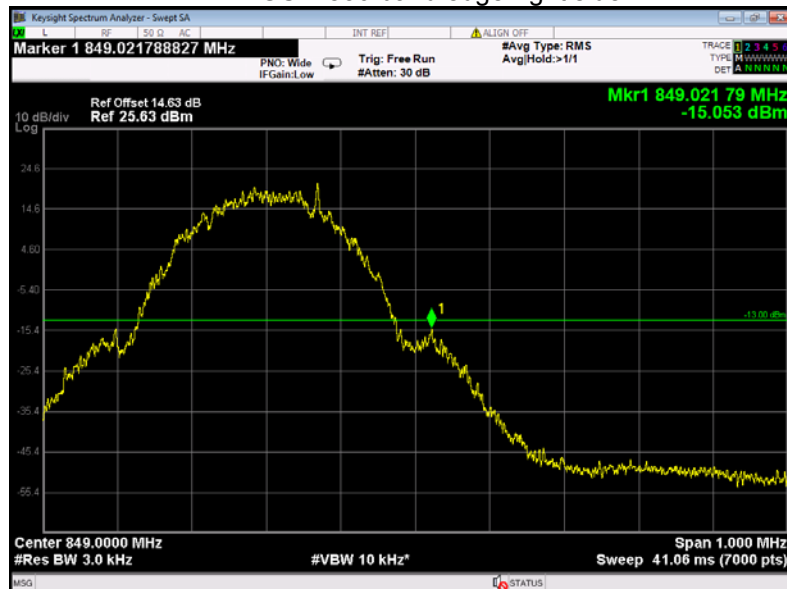


12.3 Test Result

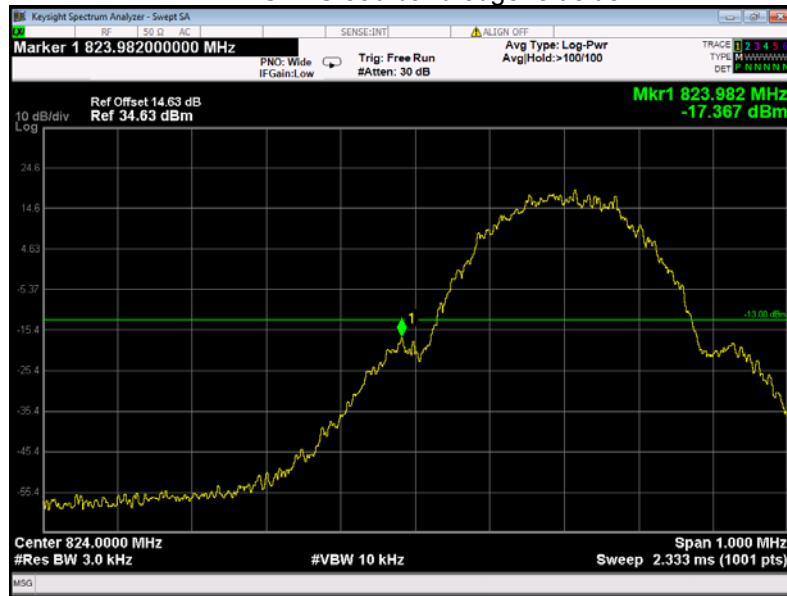
Test plots
Cellular Band (Part 22H)
GSM 850 band edge-left side



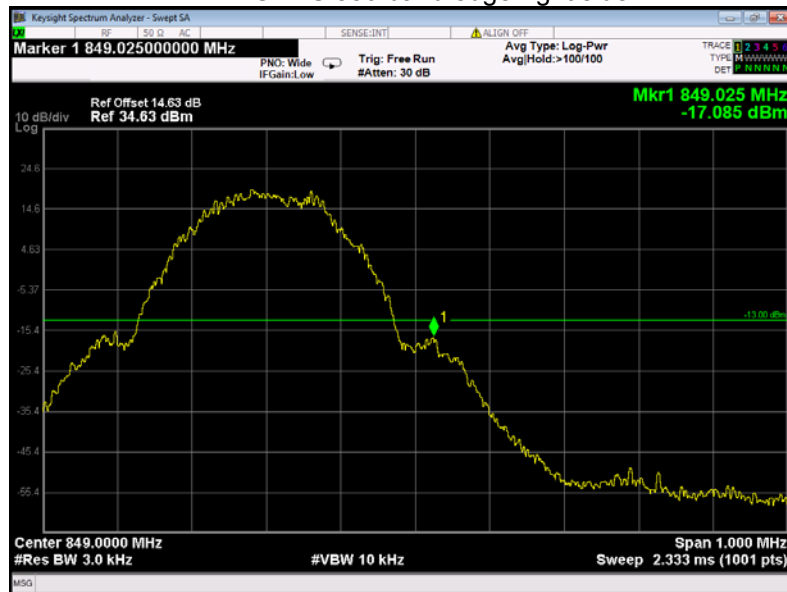
GSM 850 band edge-right side



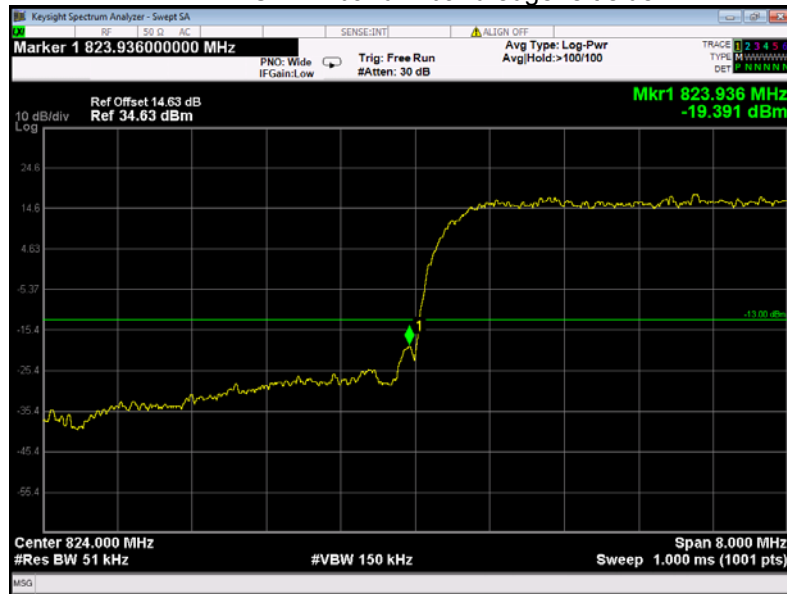
GPRS 850 band edge-left side



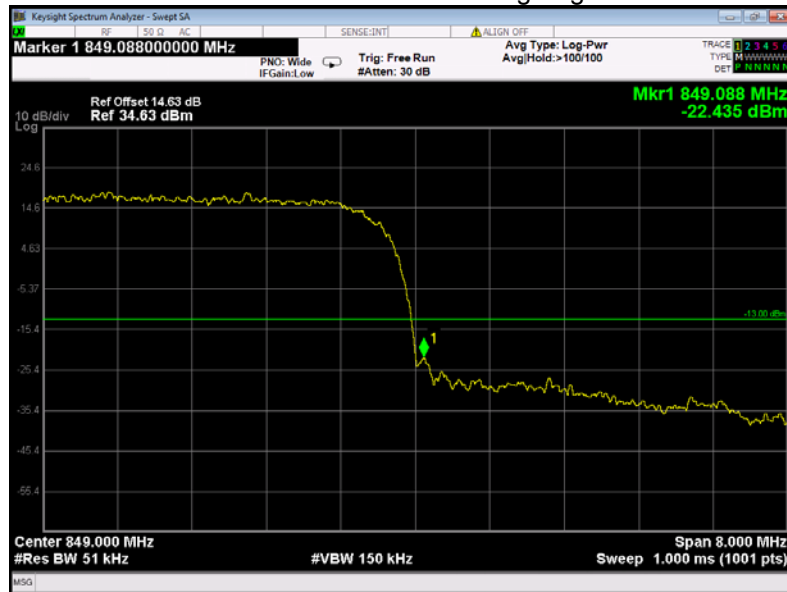
GPRS 850 band edge-right side



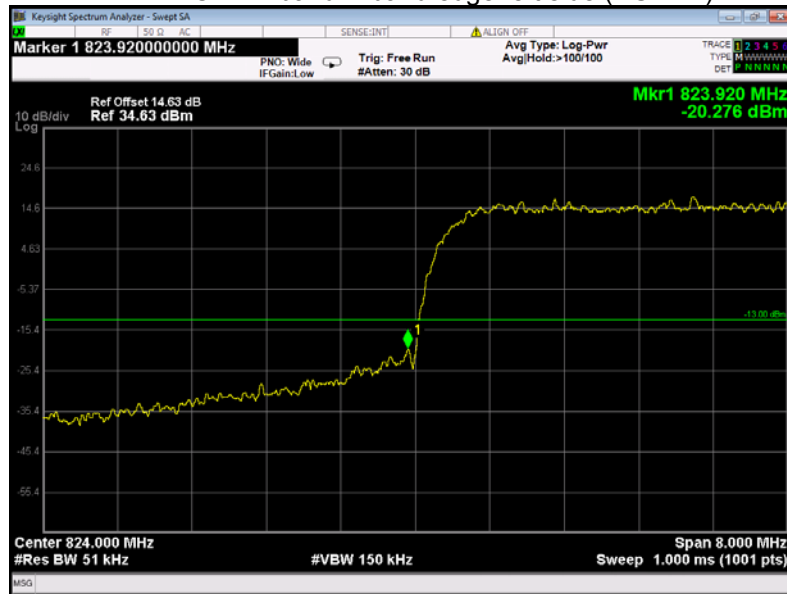
WCDMA band V band edge-left side



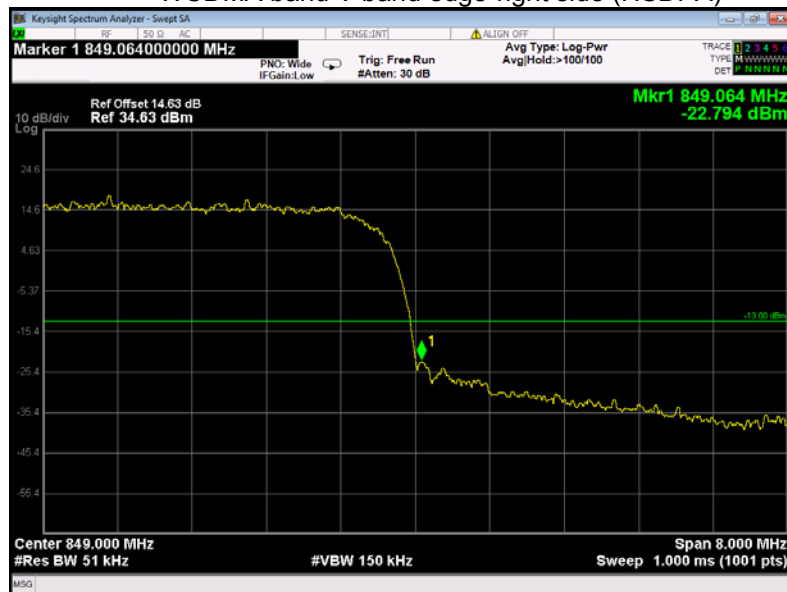
WCDMA band V band edge-right side



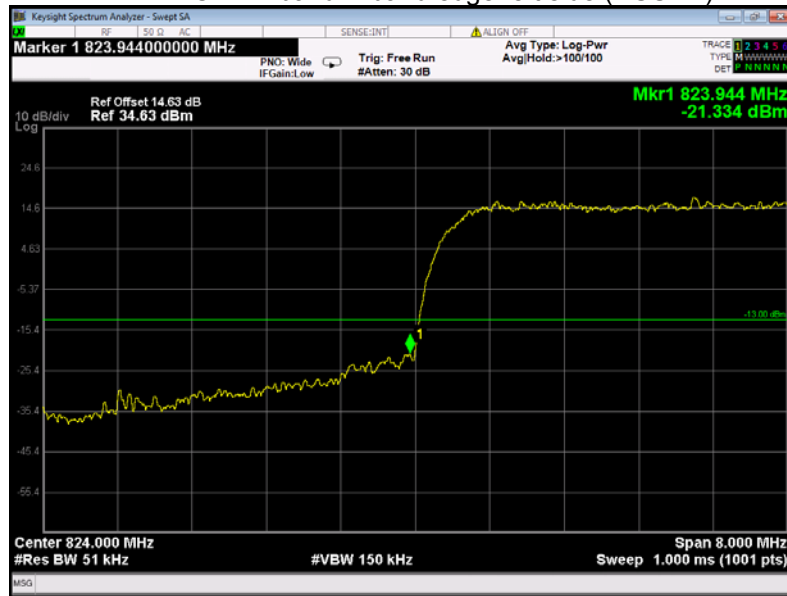
WCDMA band V band edge-left side (HSDPA)



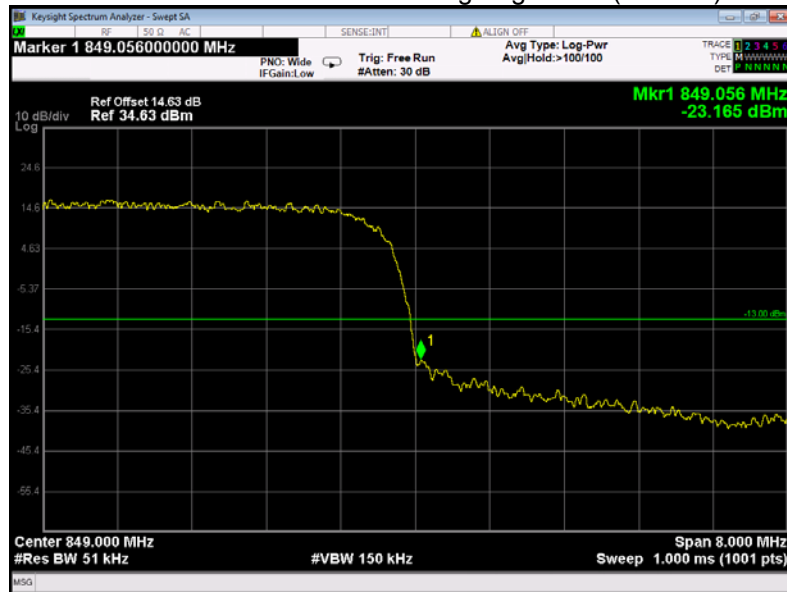
WCDMA band V band edge-right side (HSDPA)



WCDMA band V band edge-left side (HSUPA)

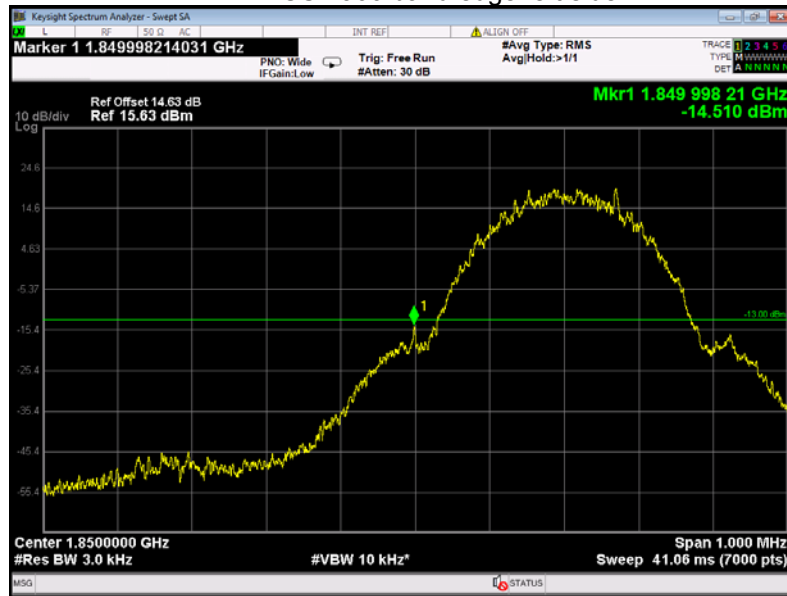


WCDMA band V band edge-right side (HSUPA)

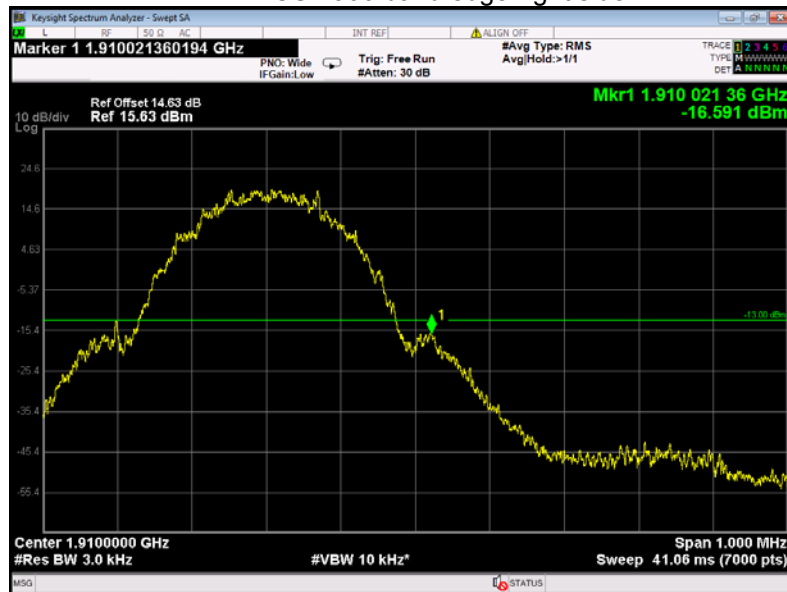


Cellular Band (Part 24E)

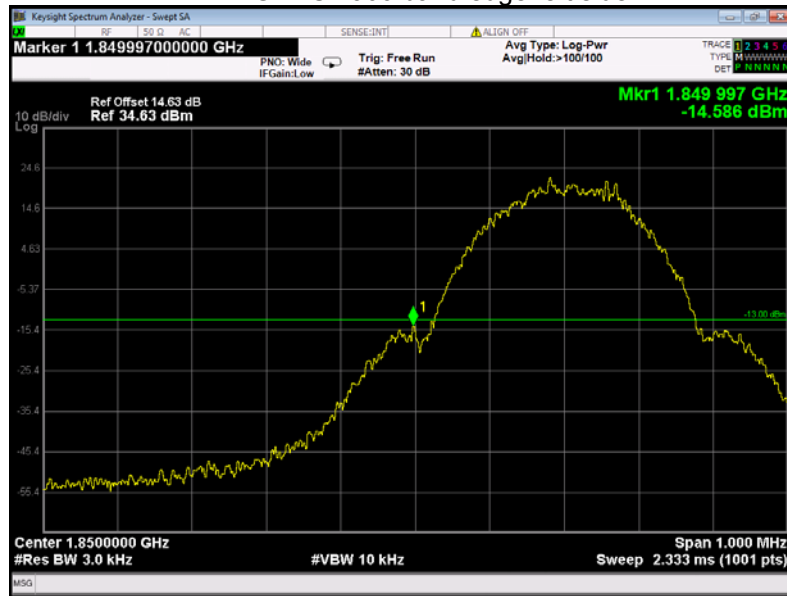
PCS 1900 band edge-left side



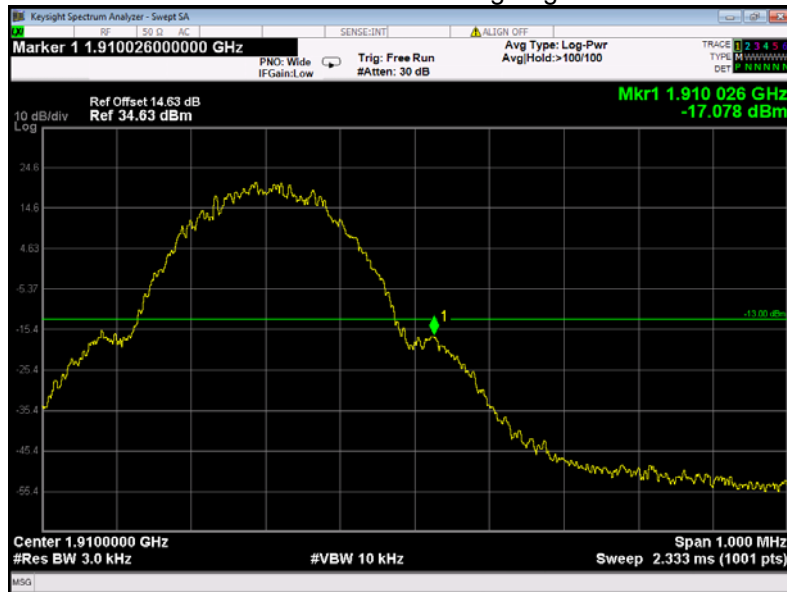
PCS 1900 band edge-right side



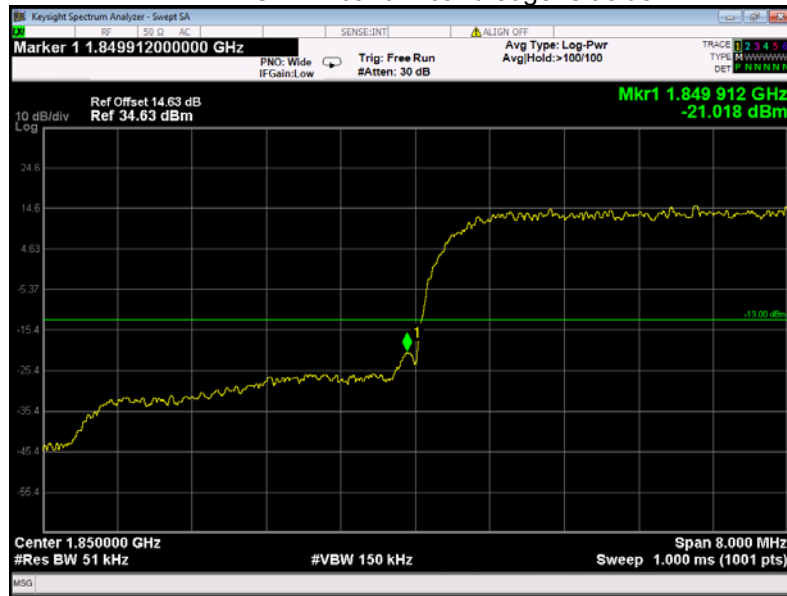
GPRS 1900 band edge-left side



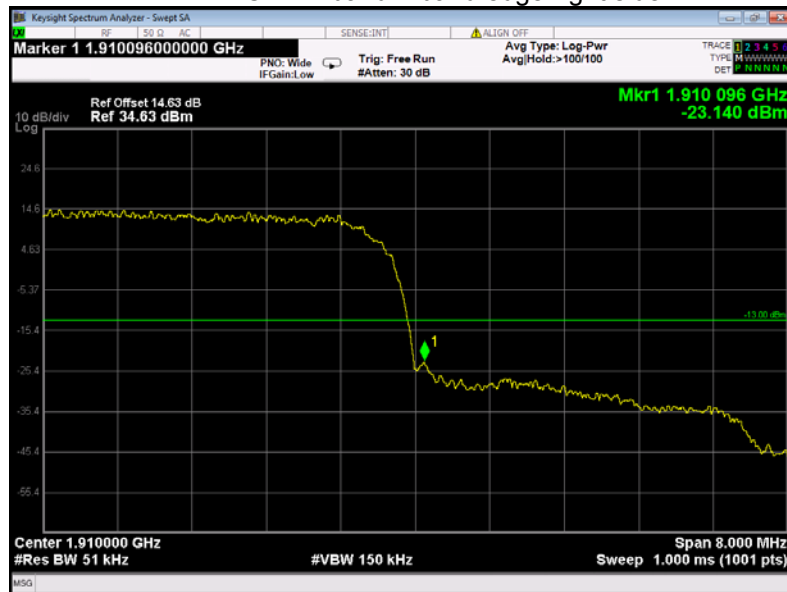
GPRS 1900 band edge-right side



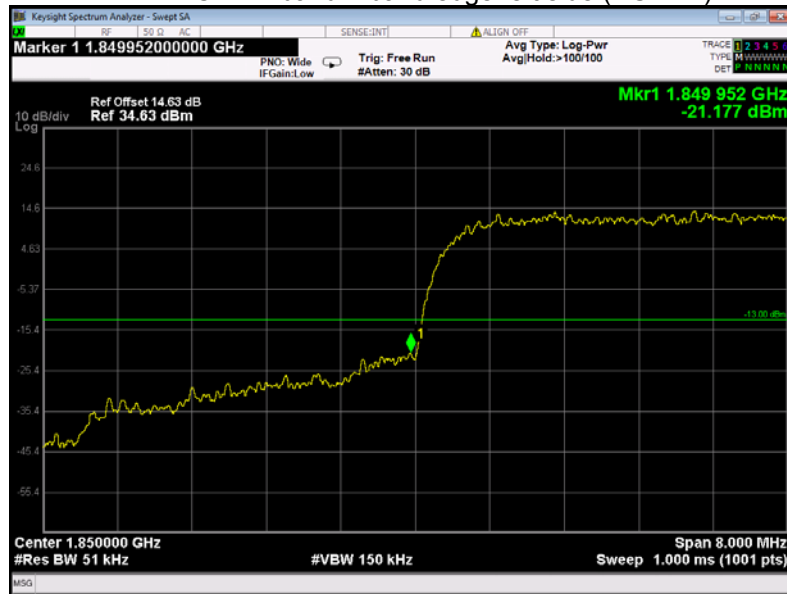
WCDMA band II band edge-left side



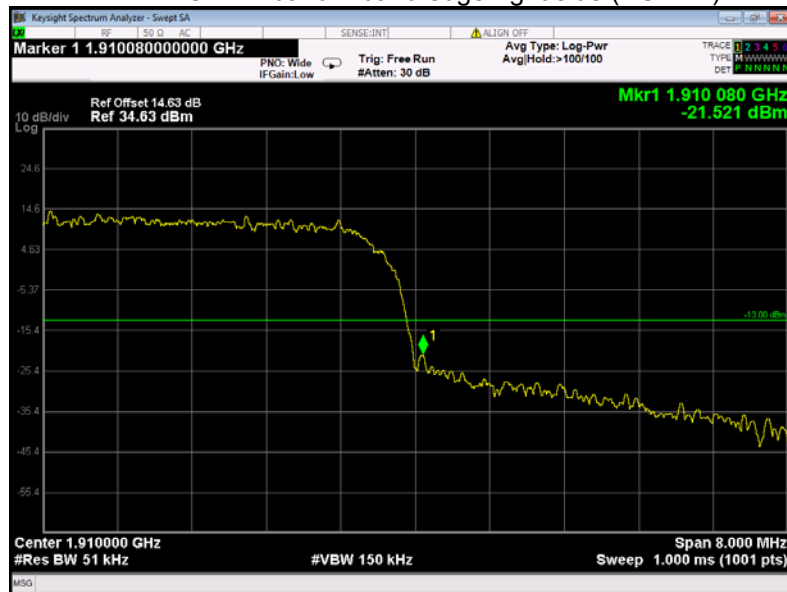
WCDMA band II band edge-right side



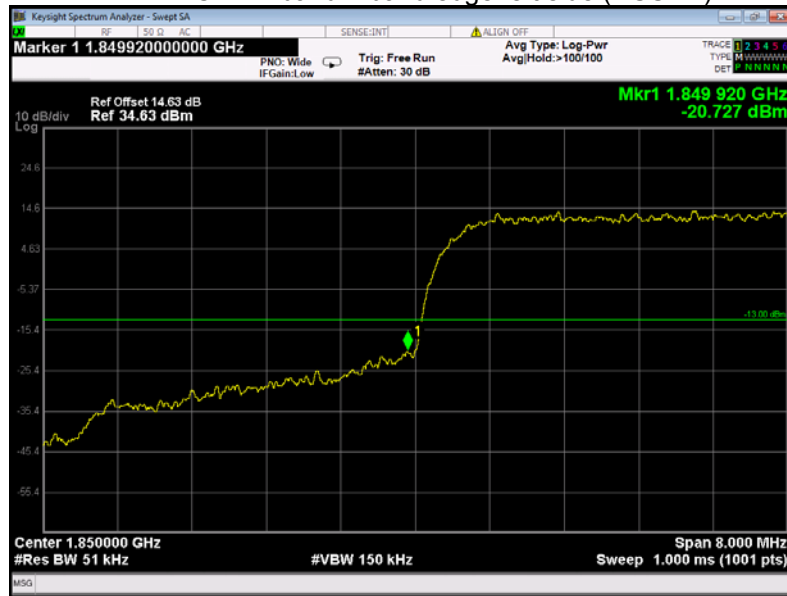
WCDMA band II band edge-left side (HSDPA)



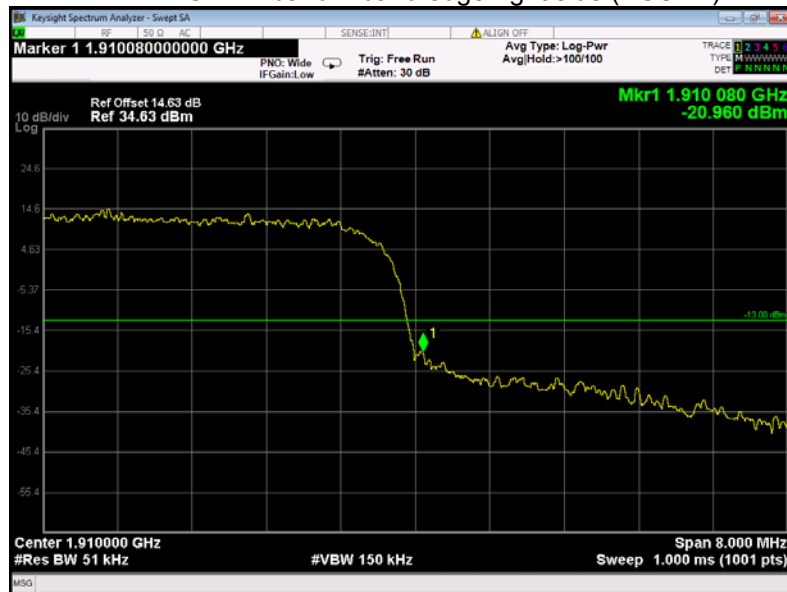
WCDMA band II band edge-right side (HSDPA)



WCDMA band II band edge-left side (HSUPA)



WCDMA band II band edge-right side (HSUPA)



13 FREQUENCY STABILITY

Test Requirement:	FCC Part 2.1055, 22.355, 24.235
Test Method:	ANSI/TIA-603-E:2016 ANSI C63.26:2015
Test Mode:	TX transmitting

13.1 EUT Operation

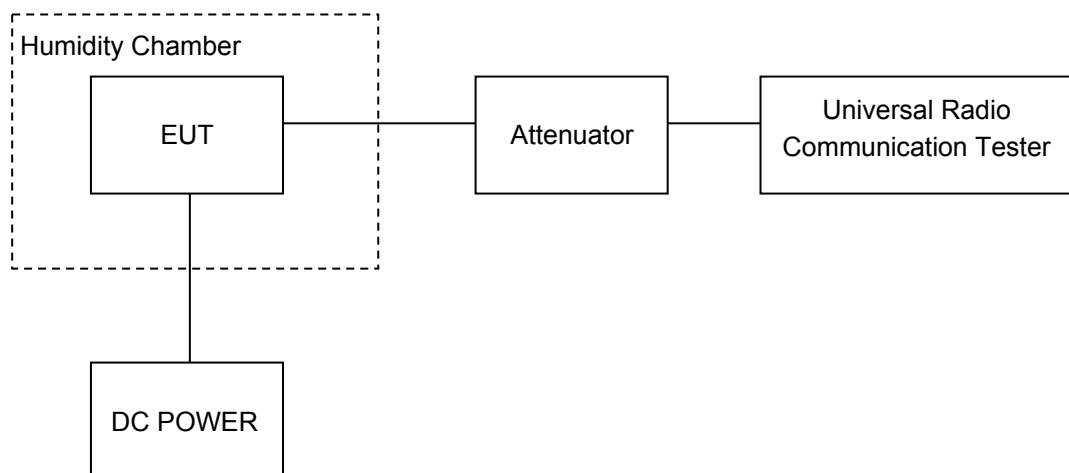
Operating Environment :	
Temperature:	22.9 °C
Humidity:	52.0 % RH
Atmospheric Pressure:	101.3kPa

13.2 Test Procedure

Frequency Stability vs. Temperature: The equipment under test was connected to an external DC power supply and the RF output was connected to communication test set via feed-through attenuators. The EUT was placed inside the temperature chamber. The DC leads and RF output cable exited the chamber through an opening made for the purpose.

After the temperature stabilized for approximately 20 minutes, the frequency output was recorded from the communication test set.

Frequency Stability vs. Voltage: For hand carried, battery powered equipment; reduce primary supply voltage to the battery operating end point which shall be specified by the manufacturer.



13.3 Test Result

Cellular Band (Part 22H)

GSM 850 Test Frequency:836.6MHz				
Temperature (°C)	Power Supply (VDC)	Frequency Error (Hz)	Frequency Error (ppm)	Limit (ppm)
50	3.8	-5	-0.0060	2.5
40		-2	-0.0024	2.5
30		0	0.0000	2.5
20		0	0.0000	2.5
10		6	0.0072	2.5
0		6	0.0072	2.5
-10		-1	-0.0012	2.5
-20		4	0.0048	2.5
-30		-3	-0.0036	2.5
20		3.3	-1	-0.0012
20	4.2	-6	-0.0072	2.5

GPRS 850 Test Frequency:836.6MHz				
Temperature (°C)	Power Supply (VDC)	Frequency Error (Hz)	Frequency Error (ppm)	Limit (ppm)
50	3.8	-11	-0.0131	2.5
40		2	0.0024	2.5
30		-6	-0.0072	2.5
20		-3	-0.0036	2.5
10		1	0.0012	2.5
0		6	0.0072	2.5
-10		4	0.0048	2.5
-20		2	0.0024	2.5
-30		-6	-0.0072	2.5
20		3.3	1	0.0012
20	4.2	-2	-0.0024	2.5

WCDMA Band V Test Frequency:836.6MHz				
Temperature (°C)	Power Supply (VDC)	Frequency Error (Hz)	Frequency Error (ppm)	Limit (ppm)
50	3.8	-7	-0.0037	2.5
40		1	0.0005	2.5
30		3	0.0016	2.5
20		-2	-0.0011	2.5
10		-5	-0.0027	2.5
0		4	0.0021	2.5
-10		-6	-0.0032	2.5
-20		2	0.0011	2.5
-30		-4	-0.0021	2.5
20		3.3	-5	-0.0027
20	4.2	-3	-0.0016	2.5

WCDMA Band V Test Frequency:836.6MHz(HSDPA)				
Temperature (°C)	Power Supply (VDC)	Frequency Error (Hz)	Frequency Error (ppm)	Limit (ppm)
50	3.8	-7	-0.0084	2.5
40		-8	-0.0096	2.5
30		-10	-0.0120	2.5
20		-2	-0.0024	2.5
10		6	0.0072	2.5
0		-7	-0.0084	2.5
-10		-9	-0.0108	2.5
-20		-4	-0.0048	2.5
-30		7	0.0084	2.5
20		3.3	-1	-0.0012
20	4.2	-9	-0.0108	2.5

WCDMA Band V Test Frequency:836.6MHz(HSUPA)				
Temperature (°C)	Power Supply (VDC)	Frequency Error (Hz)	Frequency Error (ppm)	Limit (ppm)
50	3.8	-2	-0.0024	2.5
40		-11	-0.0132	2.5
30		-2	-0.0024	2.5
20		-4	-0.0048	2.5
10		-4	-0.0048	2.5
0		-6	-0.0072	2.5
-10		-11	-0.0132	2.5
-20		3	0.0036	2.5
-30		-9	-0.0108	2.5
20		3.3	-5	-0.0060
20	4.2	3	0.0036	2.5

PCS Band (Part 24E)

PCS 1900 Test Frequency:1880.0MHz				
Temperature (°C)	Power Supply (VDC)	Frequency Error (Hz)	Frequency Error (ppm)	Limit (ppm)
50	3.8	9	0.0048	2.5
40		7	0.0037	2.5
30		-1	-0.0005	2.5
20		1	0.0005	2.5
10		-2	-0.0011	2.5
0		-4	-0.0021	2.5
-10		-5	-0.0027	2.5
-20		-7	-0.0037	2.5
-30		-8	-0.0043	2.5
20		3.3	-4	-0.0021
20	4.2	-3	-0.0016	2.5

GPRS 1900 Test Frequency:1880.0MHz				
Temperature (°C)	Power Supply (VDC)	Frequency Error (Hz)	Frequency Error (ppm)	Limit (ppm)
50	3.8	-3	-0.0016	2.5
40		-2	-0.0011	2.5
30		6	0.0032	2.5
20		-2	-0.0011	2.5
10		-8	-0.0043	2.5
0		-4	-0.0021	2.5
-10		-1	-0.0005	2.5
-20		-11	-0.0059	2.5
-30		-11	-0.0059	2.5
20		3.3	-4	-0.0021
20	4.2	-1	-0.0005	2.5

WCDMA Band II Test Frequency:1880.0MHz				
Temperature (°C)	Power Supply (VDC)	Frequency Error (Hz)	Frequency Error (ppm)	Limit (ppm)
50	3.8	7	0.0037	2.5
40		-4	-0.0021	2.5
30		-8	-0.0043	2.5
20		1	0.0005	2.5
10		7	0.0037	2.5
0		-7	-0.0037	2.5
-10		-1	-0.0005	2.5
-20		10	0.0053	2.5
-30		-2	-0.0011	2.5
20		3.3	-7	-0.0037
20	4.2	4	0.0021	2.5

WCDMA Band II Test Frequency:1880.0MHz(HSDPA)				
Temperature (°C)	Power Supply (VDC)	Frequency Error (Hz)	Frequency Error (ppm)	Limit (ppm)
50	3.8	-1	-0.0005	2.5
40		5	0.0027	2.5
30		-3	-0.0016	2.5
20		-3	-0.0016	2.5
10		3	0.0016	2.5
0		-5	-0.0027	2.5
-10		1	0.0005	2.5
-20		-3	-0.0016	2.5
-30		2	0.0011	2.5
20		3.3	3	0.0016
20	4.2	-11	-0.0059	2.5

WCDMA Band II Test Frequency:1880.0MHz(HSUPA)				
Temperature (°C)	Power Supply (VDC)	Frequency Error (Hz)	Frequency Error (ppm)	Limit (ppm)
50	3.8	5	0.0027	2.5
40		-7	-0.0037	2.5
30		3	0.0016	2.5
20		-2	-0.0011	2.5
10		-9	-0.0048	2.5
0		-6	-0.0032	2.5
-10		-2	-0.0011	2.5
-20		-3	-0.0016	2.5
-30		1	0.0005	2.5
20		3.3	-8	-0.0043
20	4.2	4	0.0021	2.5

14 RF Exposure

Remark: refer to SAR test report: WTD21D02013800W001.

