



# WAG-B.01.L.0806 Specification

## 1. Explanation of part number :

WAG - B - 01 - L - 0806  
(1) (2) (3) (4) (5)

(1) Product Type : Wireless Antenna

(2) Material : FPC

(3) Frequency : 1575.42Mhz , 2400-2500Mhz

(4) Coaxial Cable Type : 00

(5) Suffix : 047

## 2. Electrical Specification :

### 2-1. Frequency Band:

Frequency Band	MHz
GPS,WIFI	1575.42Mhz , 2400-2500Mhz,

### 2-2. Impedance

50 ohm nominal

UNLESS OTHER SPECIFIED TOLERANCES ON :

X=±2      X.X=±0.1      X.XX=±0.05

ANGLES=±      HOLEDIA=±

SCALE :      UNIT : mm

DRAWN BY : 程国富      CHECKED BY : 蒋代勇

DESIGNED BY : 蒋代勇      APPROVED BY : 夏彪

TITLE : WAG-F-LAG0-00-047 Specification

DOCUMENT  
NO.

PAGE REV.  
A0

浙江海通通讯电子股份有限公司

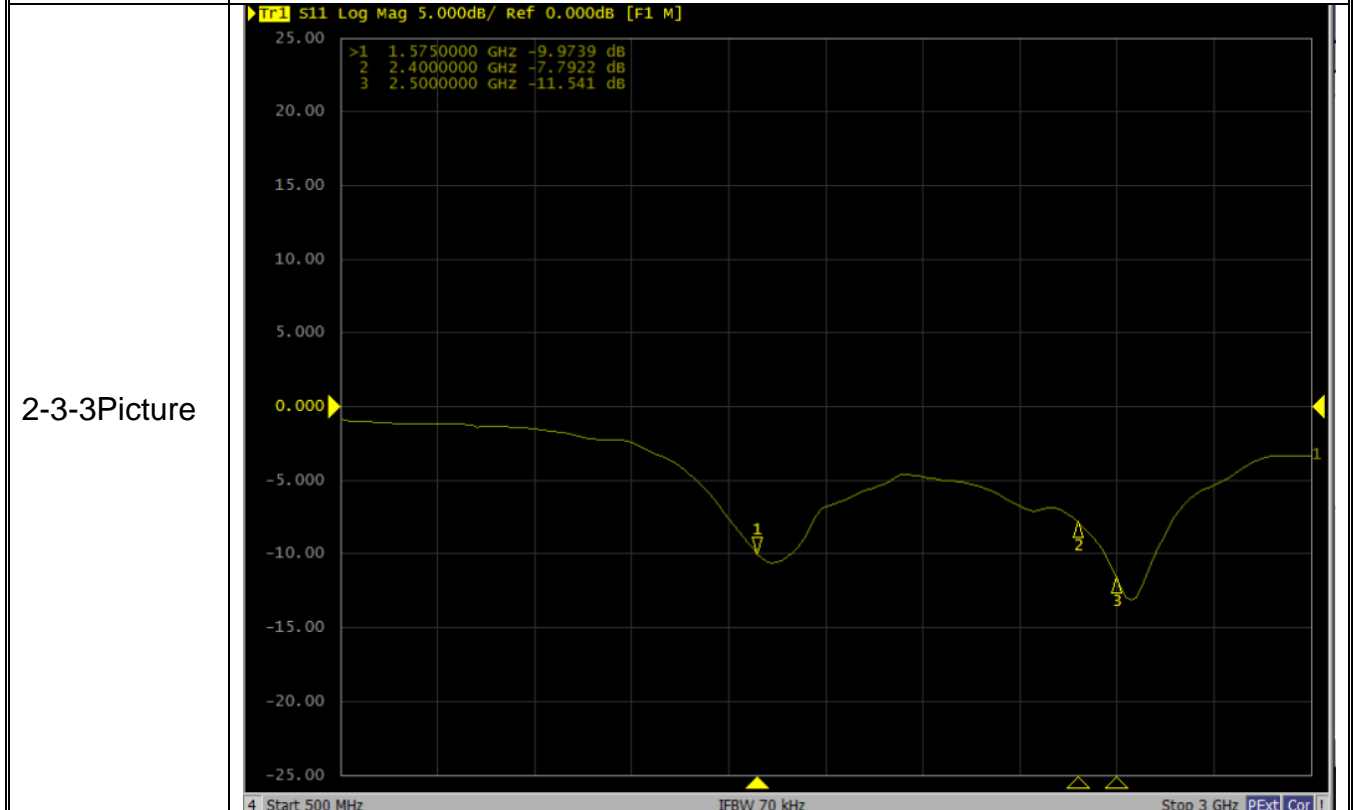
THIS DRAWINGS AND SPECIFICATIONS ARE THE PROPERTY OF INPAQ TECHNOLOGY CO.,LTD.AND SHALL NOT BE REPRODUCED OR USED AS THE BASIS FOR THE MANUFACTURE OR SALE OF APPARATUS OR DEVICES WITHOUT PERMISSION

## 2-3. VSWR ,Efficiency , and Active Data :

### 2-3.1 VSWR:

Frequency Band	1575.42	2400	2500	
2-3-1. Typical Value:	-9.9	-7.7	-11.5	

2-3-2 Measuring Method	<ol style="list-style-type: none"> <li>1. A 50Ω coaxial cable is connected to the fpcb antenna. Then this cable is connected to a network analyzer to measure the VSWR.</li> <li>2. Keeping this jig away from metal at least 20 cm.</li> </ol>
------------------------	---



UNLESS OTHER SPECIFIED TOLERANCES ON :

X=±2      X.X=±0.1      X.XX=±0.05

ANGLES=±      HOLEDIA=±

SCALE :      UNIT : mm

DRAWN BY : 程国富      CHECKED BY : 蒋代勇

DESIGNED BY : 蒋代勇      APPROVED BY : 夏彪

TITLE : WAG-F-LAG0-00-047 Specification

DOCUMENT  
NO.

PAGE REV.  
A0

浙江海通通讯电子股份有限公司

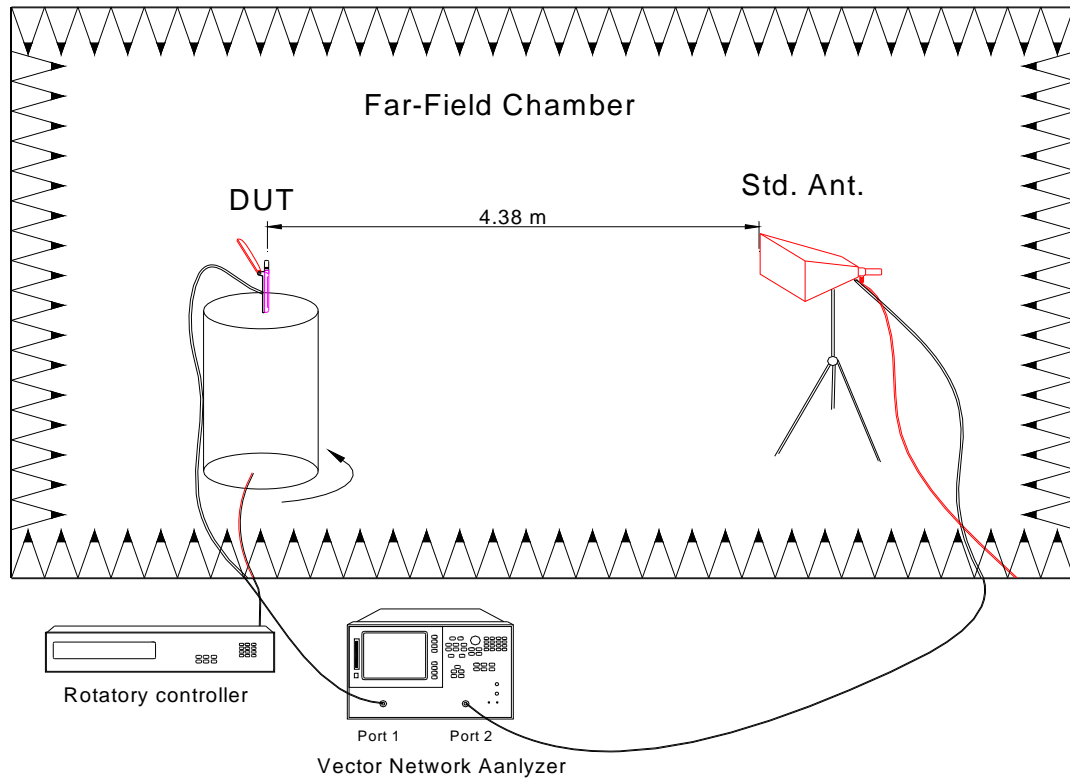
THIS DRAWINGS AND SPECIFICATIONS ARE THE PROPERTY OF INPAQ TECHNOLOGY CO.,LTD.AND SHALL NOT BE REPRODUCED OR USED AS THE BASIS FOR THE MANUFACTURE OR SALE OF APPARATUS OR DEVICES WITHOUT PERMISSION

## 2-4. Measure and Chamber

### 2-4-1 Measure method

1. Using a low loss coaxial cable to link a standard handset jig
2. Fixed this handset jig on chamber's rotator plane
3. Linking jig into network analyzer port and using a probing horn antenna to collect data.
4. Using another standard gain horn antenna to calibrated those data

### 2-4-2 Chamber definition



1. An anechoic chamber (8mx4mx3.5m) which satisfied far-field condition was applied to avoid multi-path effect
2. The quiet room region is 40cmx40cmx40cm at the center of rotator
3. The distance between DUT and standard antenna is 4.38 m
4. Probing antenna (9120D horn antenna) and standard gain horn antenna (BBHA9120 LPF 700MHz ~6GHz)

UNLESS OTHER SPECIFIED TOLERANCES ON :		浙江海通通讯电子股份有限公司
X=±2	X.X=±0.1 X.XX=±0.05	
ANGLES=±	HOLEDIA=±	
SCALE :	UNIT : mm	THIS DRAWINGS AND SPECIFICATIONS ARE THE PROPERTY OF INPAQ TECHNOLOGY CO.,LTD.AND SHALL NOT BE REPRODUCED OR USED AS THE BASIS FOR THE MANUFACTURE OR SALE OF APPARATUS OR DEVICES WITHOUT PERMISSION
DRAWN BY : 程国富	CHECKED BY : 蒋代勇	
DESIGNED BY : 蒋代勇	APPROVED BY : 夏彪	
TITLE : <u>WAG-F-LAG0-00-047</u> Specification		DOCUMENT NO.
		PAGE REV. A0

### 2-4-3 TRP/TIS

WIFI-B		

WIFI-A		

GPS		
-----	--	--

UNLESS OTHER SPECIFIED TOLERANCES ON : $X = \pm 2$ $X.X = \pm 0.1$ $X.XX = \pm 0.05$ ANGLES = $\pm$ HOLEDIA = $\pm$		浙江海通通讯电子股份有限公司	
SCALE :	UNIT : mm	THIS DRAWINGS AND SPECIFICATIONS ARE THE PROPERTY OF INPAQ TECHNOLOGY CO.,LTD.AND SHALL NOT BE REPRODUCED OR USED AS THE BASIS FOR THE MANUFACTURE OR SALE OF APPARATUS OR DEVICES WITHOUT PERMISSION	
DRAWN BY : 程国富	CHECKED BY : 蒋代勇		
DESIGNED BY : 蒋代勇	APPROVED BY : 夏彪		
TITLE : <u>WAG-F-LAG0-00-047</u> Specification		DOCUMENT NO.	PAGE REV. <b>A0</b>

## 2-4-4 Antenna Efficiency

Frequency	Efficiency	Efficiency . dB	Gain . dBi
1550000000	19.1%	-7.19	-1.11
1555000000	19.3%	-7.14	-1.17
1560000000	19.9%	-7.00	-1.08
1565000000	20.9%	-6.80	-0.98
1570000000	22.0%	-6.58	-0.83
1575000000	23.3%	-6.33	-0.64
1580000000	24.4%	-6.13	-0.65
1585000000	25.3%	-5.97	-0.75
1590000000	26.6%	-5.76	-0.74
1595000000	27.3%	-5.64	-0.91
1600000000	28.3%	-5.48	-0.88

2400000000	14.2%	-8.48	-3.35
2410000000	15.8%	-8.00	-2.67
2420000000	17.5%	-7.57	-2.15
2430000000	18.7%	-7.28	-1.96
2440000000	19.4%	-7.12	-1.61
2450000000	20.1%	-6.97	-1.24
2460000000	20.5%	-6.88	-1.02
2470000000	20.5%	-6.88	-0.98
2480000000	20.5%	-6.89	-1.03
2490000000	20.4%	-6.90	-1.06
2500000000	20.7%	-6.84	-0.91

UNLESS OTHER SPECIFIED TOLERANCES ON :

X=±2      X.X=±0.1      X.XX=±0.05

ANGLES=±      HOLEDIA=±

SCALE :

UNIT : mm

DRAWN BY : 程国富

CHECKED BY : 蒋代勇

DESIGNED BY : 蒋代勇

APPROVED BY : 夏彪

浙江海通通讯电子股份有限公司

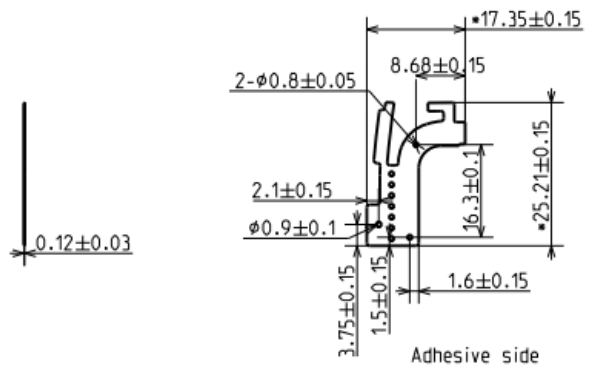
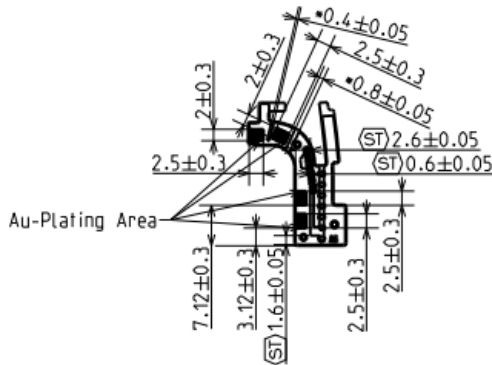
THIS DRAWINGS AND SPECIFICATIONS ARE THE PROPERTY OF INPAQ TECHNOLOGY CO.,LTD.AND SHALL NOT BE REPRODUCED OR USED AS THE BASIS FOR THE MANUFACTURE OR SALE OF APPARATUS OR DEVICES WITHOUT PERMISSION

TITLE : WAG-F-LAG0-00-047 Specification

DOCUMENT  
NO.

PAGE REV.  
A0


### 3. Antenna Dimensions:




UNLESS OTHER SPECIFIED TOLERANCES ON : X=±2      X.X=±0.1      X.XX=±0.05 ANGLES=±      HOLEDIA=±		浙江海通通讯电子股份有限公司	
SCALE :	UNIT : mm	THIS DRAWINGS AND SPECIFICATIONS ARE THE PROPERTY OF INPAQ TECHNOLOGY CO.,LTD.AND SHALL NOT BE REPRODUCED OR USED AS THE BASIS FOR THE MANUFACTURE OR SALE OF APPARATUS OR DEVICES WITHOUT PERMISSION	
DRAWN BY : 程国富	CHECKED BY : 蒋代勇		
DESIGNED BY : 蒋代勇	APPROVED BY : 夏彪		
TITLE : <u>WAG-F-LAG0-00-047</u> Specification		DOCUMENT NO.	PAGE REV. A0
		PAGE 6 OF 5	

## 4. Testing Environment

### Passive Test



### Active Test

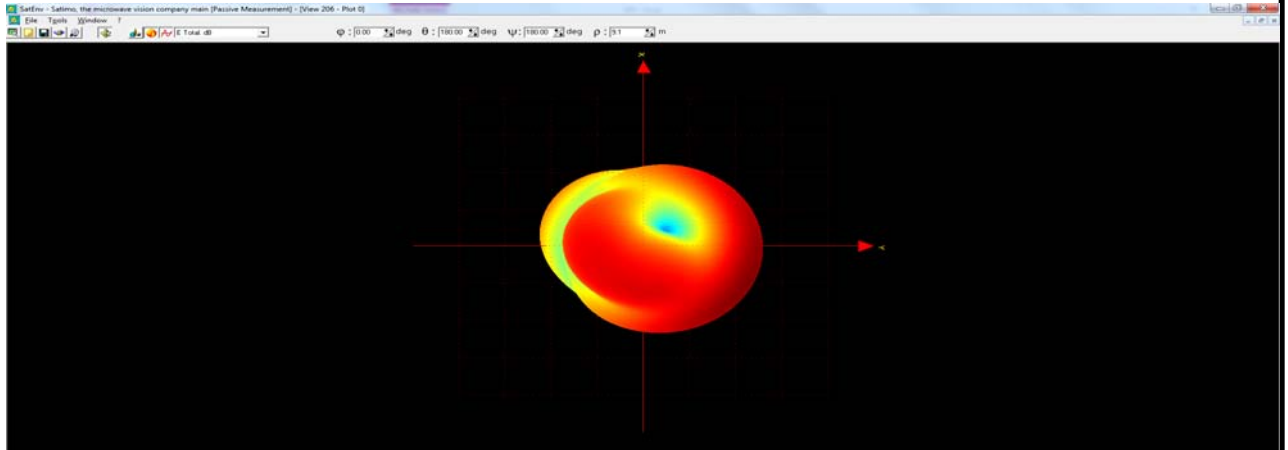


UNLESS OTHER SPECIFIED TOLERANCES ON :		浙江海通通讯电子股份有限公司
X=±2      X.X=±0.1      X.XX=±0.05 ANGLES=±      HOLEDIA=±		
SCALE :	UNIT : mm	THIS DRAWINGS AND SPECIFICATIONS ARE THE PROPERTY OF INPAQ TECHNOLOGY CO.,LTD.AND SHALL NOT BE REPRODUCED OR USED AS THE BASIS FOR THE MANUFACTURE OR SALE OF APPARATUS OR DEVICES WITHOUT PERMISSION
DRAWN BY : 程国富	CHECKED BY : 蒋代勇	
DESIGNED BY : 蒋代勇	APPROVED BY : 夏彪	
TITLE : <u>WAG-F-LAG0-00-047</u> Specification		DOCUMENT NO.
		PAGE REV. A0

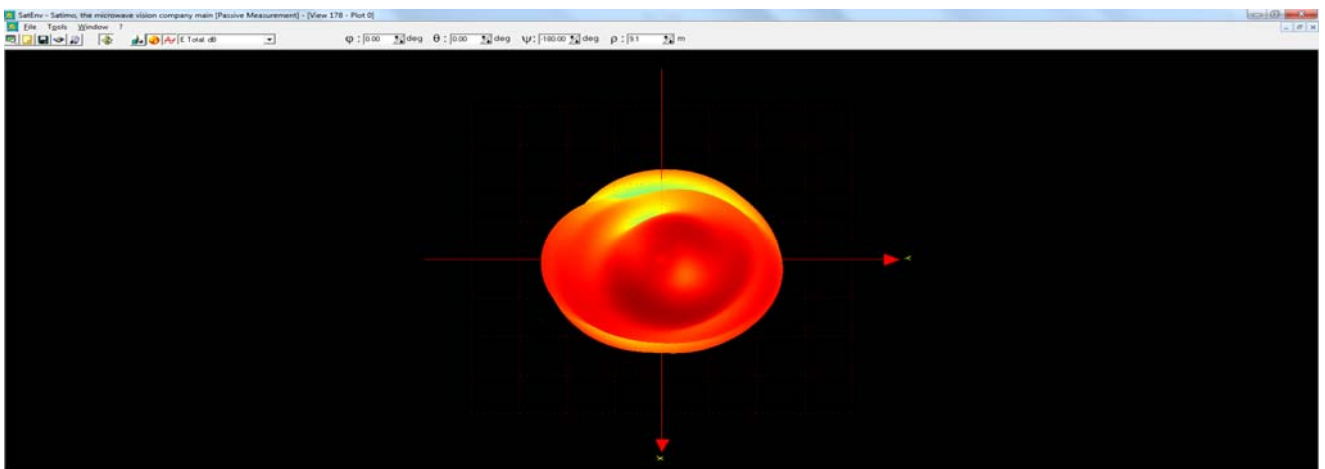


## 5. 3D Radiation Pattern

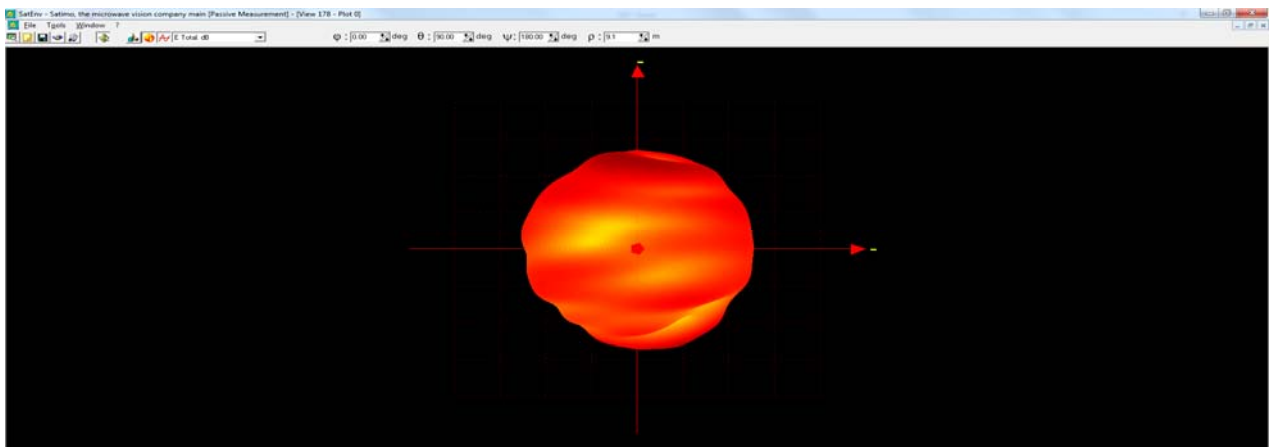
### GPS [1575MHz]



### BT/WiFi 2.4GHz C0 [2400MHz]



### BT/WiFi 2.4GHz C0 [2483MHz]



UNLESS OTHER SPECIFIED TOLERANCES ON :

X=±2      X.X=±0.1      X.XX=±0.05

ANGLES=±      HOLEDIA=±

SCALE :      UNIT : mm

DRAWN BY : 程国富      CHECKED BY : 蒋代勇

DESIGNED BY : 蒋代勇      APPROVED BY : 夏彪

TITLE : WAG-F-LAG0-00-047 Specification

DOCUMENT  
NO.

PAGE REV.  
A0

浙江海通通讯电子股份有限公司

THIS DRAWINGS AND SPECIFICATIONS ARE THE PROPERTY OF INPAQ TECHNOLOGY CO.,LTD.AND SHALL NOT BE REPRODUCED OR USED AS THE BASIS FOR THE MANUFACTURE OR SALE OF APPARATUS OR DEVICES WITHOUT PERMISSION