

# TEST REPORT

**Reference No.**..... : WTD22D09182203W004  
**FCC ID** ..... : 2AEPIELEMENT5PLUS  
**Applicant**..... : COLOMBIANA DE COMERCIO S.A.  
**Address**..... : Car. 43E No 8-71, Medellin, Colombia  
**Manufacturer** ..... : MOBIWIRE MOBILES (NINGBO) CO., LTD  
**Address**..... : Ningbo Fenghua No.999, Dacheng East Road, Fenghua, Zhejiang, China  
**Product**..... : SMARTPHONE  
**Model(s)** ..... : ELEMENT 5 PLUS  
**Brand Name** ..... : Kalley  
**Standards**..... : FCC CFR47 Part 24 Subpart E  
FCC CFR47 Part 27  
**Date of Receipt sample** .... : 2022-09-08  
**Date of Test** ..... : 2022-09-08 to 2022-09-19  
**Date of Issue**..... : 2022-09-19  
**Test Result**..... : **Pass**

Remarks:

The results shown in this test report refer only to the sample(s) tested, this test report cannot be reproduced, except in full, without prior written permission of the company. The report would be invalid without specific stamp of test institute and the signatures of compiler and approver.

**Prepared By:**  
**Waltek Testing Group Co., Ltd.**

Address: No. 77, Houjie Section, Guantai Road, Houjie Town, Dongguan City, Guangdong, China  
Tel: +86-769-2267 6998  
Fax: +86-769-2267 6828

Compiled by:

*Ford Wang*

Ford Wang / Project Engineer

Approved by:



*Deval. Qin*

Deval Qin / Designated Reviewer

## 2 Contents

	<b>Page</b>
<b>1 COVER PAGE.....</b>	<b>1</b>
<b>2 CONTENTS .....</b>	<b>2</b>
<b>3 REVISION HISTORY .....</b>	<b>4</b>
<b>4 GENERAL INFORMATION.....</b>	<b>5</b>
4.1 GENERAL DESCRIPTION OF E.U.T. ....	5
4.2 DETAILS OF E.U.T. ....	5
4.3 TEST MODE .....	7
4.4 TEST FACILITY.....	9
<b>5 TEST SUMMARY .....</b>	<b>10</b>
<b>6 EQUIPMENT USED DURING TEST .....</b>	<b>11</b>
6.1 EQUIPMENTS LIST .....	11
6.2 MEASUREMENT UNCERTAINTY .....	12
<b>7 RF OUTPUT POWER .....</b>	<b>13</b>
7.1 EUT OPERATION.....	13
7.2 TEST PROCEDURE .....	13
7.3 TEST RESULT .....	14
<b>8 PEAK-TO-AVERAGE RATIO.....</b>	<b>48</b>
8.1 EUT OPERATION.....	48
8.2 TEST PROCEDURE .....	48
8.3 TEST RESULT .....	48
<b>9 BANDWIDTH.....</b>	<b>49</b>
9.1 EUT OPERATION.....	49
9.2 TEST PROCEDURE .....	49
9.3 TEST RESULT .....	50
<b>10 SPURIOUS EMISSIONS AT ANTENNA TERMINALS .....</b>	<b>77</b>
10.1 EUT OPERATION .....	77
10.2 TEST PROCEDURE.....	77
10.3 TEST RESULT .....	77
<b>11 SPURIOUS RADIATED EMISSIONS.....</b>	<b>78</b>
11.1 EUT OPERATION .....	78
11.2 TEST SETUP .....	78
11.3 SPECTRUM ANALYZER SETUP .....	79
11.4 TEST PROCEDURE.....	80
11.5 SUMMARY OF TEST RESULTS .....	81
<b>12 BAND EDGE MEASUREMENT .....</b>	<b>85</b>
12.1 EUT OPERATION.....	85
12.2 TEST PROCEDURE.....	85
12.3 TEST RESULT .....	86
<b>13 FREQUENCY STABILITY.....</b>	<b>87</b>
13.1 EUT OPERATION .....	87
13.2 TEST PROCEDURE.....	87
13.3 TEST RESULT .....	88
<b>14 RF EXPOSURE.....</b>	<b>110</b>

**15 PHOTOGRAPHS OF TEST SETUP AND EUT..... 111**

### 3 Revision History

Test report No.	Date of Receipt sample	Date of Test	Date of Issue	Purpose	Comment	Approved
WTD22D09182203 W004	2022-09-08	2022-09-08 to 2022-09-19	2022-09-19	Original	-	Valid

## 4 General Information

### 4.1 General Description of E.U.T.

Product:	SMARTPHONE
Model(s):	ELEMENT 5 PLUS
Model Description:	N/A
GSM Band(s):	GSM 850/900/1800/1900MHz
GPRS/EGPRS Class:	12
WCDMA Band(s):	FDD Band II/IV/V
LTE Band(s):	FDD Band 2/4/7/66
Wi-Fi Specification:	2.4G-802.11b/g/n HT20/n HT40
Bluetooth Version:	Bluetooth v5.0 with BLE
GPS:	Support
Hardware Version:	MMI_V01B
Software Version:	Kalley_ELEMENT_5_V04_20220824
Highest frequency (Exclude Radio):	1.8GHz
Storage Location:	Internal Storage

Note: This EUT has two SIM card slots, and use same one RF module. We found that RF parameters are the same, when we insert the card 1 and card 2. So we usually performed the test under main card slot 1.

### 4.2 Details of E.U.T.

Operation Frequency:	LTE Band 2: 1850~1910MHz LTE Band 4: 1710~1755MHz LTE Band 7: 2500~2570MHz LTE Band 66: 1701~1780MHz
Max. RF output power:	LTE Band 2: 22.62dBm LTE Band 4: 23.92dBm LTE Band 7: 22.17dBm LTE Band 66: 23.85dBm
Type of Modulation:	LTE: QPSK, 16QAM
Antenna installation:	LTE: internal permanent antenna
Antenna Gain:	LTE Band 2: -0.93dBi LTE Band 4: -1.24dBi LTE Band 7: 0.26dBi LTE Band 66: -1.24dBi
Ratings:	Battery DC 3.8V, 2000mAh DC 5.0V==0.55A charging from adapter (Adapter Input: 100-240V~50-60Hz 250mA)

Adapter: Manufacturer: SHENZHEN BAIJUNDA ELECTRONIC CO. LTD  
Model No.: UT-332A-5055

Type of Emission: LTE Band 2 1.4MHz: 1M09G7D(QPSK), 1M09W7D(16QAM)  
LTE Band 2 3MHz: 2M68G7D(QPSK), 2M68W7D(16QAM)  
LTE Band 2 5MHz: 4M50G7D(QPSK), 4M49W7D(16QAM)  
LTE Band 2 10 MHz: 8M94G7D(QPSK), 8M93W7D(16QAM)  
LTE Band 2 15MHz: 13M5G7D(QPSK), 13M5W7D(16QAM)  
LTE Band 2 20MHz: 17M9G7D(QPSK), 17M9W7D(16QAM)  
LTE Band 4 1.4MHz: 1M09G7D(QPSK), 1M09W7D(16QAM)  
LTE Band 4 3MHz: 2M68G7D(QPSK), 2M68W7D(16QAM)  
LTE Band 4 5MHz: 4M49G7D(QPSK), 4M49W7D(16QAM)  
LTE Band 4 10 MHz: 8M93G7D(QPSK), 8M92W7D(16QAM)  
LTE Band 4 15MHz: 13M5G7D(QPSK), 13M5W7D(16QAM)  
LTE Band 4 20MHz: 17M9G7D(QPSK), 17M9W7D(16QAM)  
LTE Band 7 5MHz: 4M49G7D(QPSK), 4M49W7D(16QAM)  
LTE Band 7 10 MHz: 8M93G7D(QPSK), 8M93W7D(16QAM)  
LTE Band 7 15MHz: 13M5G7D(QPSK), 13M5W7D(16QAM)  
LTE Band 7 20MHz: 17M9G7D(QPSK), 17M9W7D(16QAM)  
LTE Band 66 1.4MHz: 1M09G7D(QPSK), 1M09W7D(16QAM)  
LTE Band 66 3MHz: 2M73G7D(QPSK), 2M73W7D(16QAM)  
LTE Band 66 5MHz: 4M50G7D(QPSK), 4M50W7D(16QAM)  
LTE Band 66 10 MHz: 8M91G7D(QPSK), 8M91W7D(16QAM)  
LTE Band 66 15MHz: 13M4G7D(QPSK), 13M4W7D(16QAM)  
LTE Band 66 20MHz: 17M8G7D(QPSK), 17M9W7D(16QAM)

### 4.3 Test Mode

All test mode(s) and condition(s) mentioned were considered and evaluated respectively by performing full tests, the worst data were recorded and reported.

Support Band	Test Mode BW(MHz)	Channel Frequency	Channel Number
LTE Band 2	1.4	1850.7 MHz	18607
		1880.0 MHz	18900
		1909.3 MHz	19193
	3	1851.5 MHz	18615
		1880.0 MHz	18900
		1908.5 MHz	19185
	5	1852.5 MHz	18625
		1880.0 MHz	18900
		1907.5 MHz	19175
	10	1855.0 MHz	18650
		1880.0 MHz	18900
		1905.0 MHz	19150
	15	1857.5 MHz	18675
		1880.0 MHz	18900
		1902.5 MHz	19125
20	1860.0 MHz	18700	
	1880.0 MHz	18900	
	1900.0 MHz	19100	
LTE Band 4	1.4	1710.7 MHz	19957
		1732.5 MHz	20175
		1754.3 MHz	20393
	3	1711.5 MHz	19965
		1732.5 MHz	20175
		1753.5 MHz	20385
	5	1712.5 MHz	19975
		1732.5 MHz	20175
		1752.5 MHz	20375
	10	1715.0 MHz	20000
		1732.5 MHz	20175
		1750.0 MHz	20350
	15	1717.5 MHz	20025
		1732.5 MHz	20175
		1747.5 MHz	20325
20	1720.0 MHz	20050	
	1732.5 MHz	20175	
	1745.0 MHz	20300	
LTE Band 7	5	2502.5 MHz	20775
		2535.0 MHz	21100
		2567.5 MHz	21425
	10	2505.0 MHz	20800

	15	2535.0 MHz	21100
		2565.0 MHz	21400
		2507.5 MHz	20825
	20	2535.0 MHz	21100
		2562.5 MHz	21375
		2510.0 MHz	20850
	LTE Band 66	1.4	1701.7MHz
1744.9 MHz			132321
1779.2 MHz			132664
3		1711.5 MHz	131987
		1744.9 MHz	132321
		1778.4MHz	132656
		5	1712.5 MHz
	1744.9 MHz		132321
	1777.4		132646
	10	1715.0 MHz	132022
		1744.9 MHz	132321
		1774.9 MHz	132621
	15	1722.5 MHz	132097
		1744.9 MHz	132321
		1767.4 MHz	132546
	20	1720.0 MHz	132072
		1744.9 MHz	132321
		1759.9 MHz	132471



#### 4.4 Test Facility

The test facility has a test site registered with the following organizations:

**ISED CAB identifier: CN0013. Test Firm Registration No.: 7760A.**

Waltek Testing Group Co., Ltd. Has been registered and fully described in a report filed with the Industry Canada. The acceptance letter from the Industry Canada is maintained in our files.

Registration number 7760A, October 15, 2016.

**FCC Designation No.: CN1201. Test Firm Registration No.: 523476.**

Waltek Testing Group Co., Ltd. EMC Laboratory has been registered and fully described in a report filed with the (FCC) Federal Communications Commission. The acceptance letter from the FCC is maintained in our files. Registration number 523476, September 10, 2019.

## 5 Test Summary

Test Items	Test Requirement	Result
RF Output Power	2.1046 24.232 (c) 27.50(h.2) 27.50(d.4)	PASS
Peak-to-Average Ratio	24.232 (d) 27.50(d)	PASS
Bandwidth	2.1049 24.238 27.53(a)	PASS
Spurious Emissions at Antenna Terminal	2.1051 24.238 (a) 27.53(h) 27.53(m)(4)	PASS
Field Strength of Spurious Radiation	2.1053 24.238 (a) 27.53(h) 27.53(m)(4)	PASS
Out of band emission	24.238 (a) 27.53(h) 27.53(m)(4)	PASS
Frequency Stability	2.1055 24.235 27.5(h) 27.54	PASS
Maximum Permissible Exposure (SAR)	1.1307 2.1093	PASS

## 6 Equipment Used during Test

### 6.1 Equipments List

Conducted Emissions Test Site 1#						
Item	Equipment	Manufacturer	Model No.	Serial No.	Last Calibration Date	Calibration Due Date
1.	EMI Test Receiver	R&S	ESCI	100947	2022-07-26	2023-07-25
2.	LISN	R&S	ENV216	101215	2022-07-26	2023-07-25
3.	Cable	Top	TYPE16(3.5M)	-	2022-07-26	2023-07-25
3m Semi-anechoic Chamber for Radiation Emissions Test site 1#						
Item	Equipment	Manufacturer	Model No.	Serial No.	Last Calibration Date	Calibration Due Date
1	Spectrum Analyzer	R&S	FSP	100091	2022-04-28	2023-04-27
2	Trilog Broadband Antenna	SCHWARZBECK	VULB9163	336	2022-07-26	2023-07-25
3	Coaxial Cable (below 1GHz)	Top	TYPE16(13M)	-	2022-08-23	2023-08-22
4	Broad-band Horn Antenna	SCHWARZBECK	BBHA 9120 D	667	2022-04-28	2023-04-27
5	Broad-band Horn Antenna	SCHWARZBECK	BBHA 9170	335	2022-04-28	2023-04-27
6	Broadband Preamplifier	COMPLIANCE DIRECTION	PAP-1G18	2004	2022-07-30	2023-07-29
7	Coaxial Cable (above 1GHz)	Top	1GHz-25GHz	EW02014-7	2022-04-28	2023-04-27
8	Universal Radio Communication Tester	R&S	CMW 500	127818	2022-04-28	2023-04-27
9	Signal Generator	R&S	SMP22	100102	2022-07-26	2023-07-25
10	Smart Antenna	SCHWARZBECK	HA08	-	2022-04-28	2023-04-27
3m Semi-anechoic Chamber for Radiation Emissions Test site 2#						
Item	Equipment	Manufacturer	Model No.	Serial No	Last Calibration Date	Calibration Due Date
1	Test Receiver	R&S	ESCI	101296	2022-04-28	2023-04-27
2	Trilog Broadband Antenna	SCHWARZBECK	VULB9160	9160-3325	2021-10-31	2022-10-30
3	Active Loop Antenna	Beijing Dazhi	ZN30900A	-	2022-05-02	2023-05-01
4	Amplifier	Compliance pirection systems inc	PAP-0203	22024	2022-04-28	2023-04-27
5	Cable	HUBER+SUHNER	CBL2	525178	2022-04-28	2023-04-27

RF Conducted Testing						
Item	Equipment	Manufacturer	Model No.	Serial No.	Last Calibration Date	Calibration Due Date
1.	Spectrum Analyzer	Agilent	N9020A	MY49100060	2022-07-26	2023-07-25
2.	Universal Radio Communication Tester	R&S	CMW 500	127818	2022-04-28	2023-04-27

## 6.2 Measurement Uncertainty

Parameter	Uncertainty
Conducted Emission	$\pm 3.64$ dB(AC mains 150KHz~30MHz)
Radiated Spurious Emissions	$\pm 5.08$ dB (Bilog antenna 30M~1000MHz)
	$\pm 5.47$ dB (Horn antenna 1000M~25000MHz)
Radio Frequency	$\pm 1 \times 10^{-7}$ Hz
RF Power	$\pm 0.42$ dB
RF Power Density	$\pm 0.7$ dB
Conducted Spurious Emissions	$\pm 2.76$ dB (9kHz~26500MHz)
Confidence interval: 95%. Confidence factor:k=2	

## 7 RF OUTPUT POWER

Test Requirement:	FCC Part 2.1046, 24.232 (c), 27.50(h.2); 27.50(d.4); 90.635
Test Method:	ANSI C63.26:2015 ANSI/TIA-603-E:2016
Test Mode:	TX transmitting

### 7.1 EUT Operation

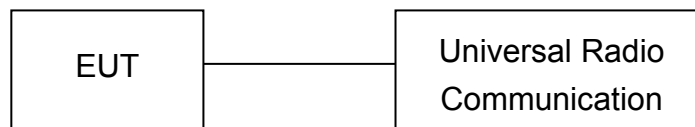
Operating Environment :

Temperature:	22.5 °C
Humidity:	52.1 % RH
Atmospheric Pressure:	101.2kPa

### 7.2 Test Procedure

Conducted method:

The RF output of the transmitter was connected to the wireless test set and the spectrum analyzer through sufficient attenuation.



Radiated method:

1. The setup of EUT is according with per TIA/EIA Standard 603D:2010.
2. The measurement antenna was placed at a distance of 3 meters from the EUT. During the tests, the antenna height and polarization as well as EUT azimuth were varied in order to identify the maximum level of emissions from the EUT. The test was performed by placing the EUT on 3-orthogonal axis.
3. The frequency range up to tenth harmonic of the fundamental frequency was investigated.
4. Remove the EUT and replace it with substitution antenna. A signal generator was connected to the substitution antenna by a non-radiating cable. The absolute levels of the spurious emissions were measured by the substitution.

## 7.3 Test Result

## Conducted Power

## LTE Band 2:

BW(MHz)	Ch	Freq(MHz)	Mode	UL RB Allocation	UL RB Offset	Average Power (dbm)	Tune up limited(dBm)	MPR (dB)
1.4MHz	18607	1850.7	QPSK	1	0	22.43	22.0±1	/
				1	2	22.45	22.0±1	/
				1	5	22.46	22.0±1	/
				3	0	22.43	22.0±1	/
				3	1	22.47	22.0±1	/
				3	2	22.43	22.0±1	/
			16QAM	6	0	21.42	22.0±1	1.0
				1	0	21.45	21.0±1	1.0
				1	2	21.42	21.0±1	1.0
				1	5	21.44	21.0±1	1.0
				3	0	21.45	21.0±1	1.0
				3	1	21.36	21.0±1	1.0
	18900	1880	QPSK	3	2	21.42	21.0±1	1.0
				6	0	20.32	21.0±1	1.0
				1	0	22.33	22.0±1	/
				1	2	22.48	22.0±1	/
				1	5	22.36	22.0±1	/
				3	0	22.41	22.0±1	/
			16QAM	3	1	22.47	22.0±1	/
				3	2	22.42	22.0±1	/
				6	0	21.41	22.0±1	1.0
				1	0	21.31	21.0±1	1.0
				1	2	21.47	21.0±1	1.0
				1	5	21.31	21.0±1	1.0
19193	1909.3	QPSK	3	0	21.27	21.0±1	1.0	
			3	1	21.22	21.0±1	1.0	
			3	2	21.29	21.0±1	1.0	
			6	0	20.26	21.0±1	1.0	
			1	0	22.21	22.0±1	/	
			1	2	22.34	22.0±1	/	
		16QAM	1	5	22.22	22.0±1	/	
			3	0	22.33	22.0±1	/	
			3	1	22.37	22.0±1	/	
			3	2	22.33	22.0±1	/	
			6	0	21.31	22.0±1	1.0	
			1	0	21.18	21.0±1	1.0	
1	2	21.34	21.0±1	1.0				
1	5	21.28	21.0±1	1.0				
3	0	21.42	21.0±1	1.0				
3	1	21.47	21.0±1	1.0				
3	2	21.45	21.0±1	1.0				
6	0	20.41	21.0±1	1.0				

BW(MHz)	Ch	Freq(MHz)	Mode	UL RB Allocation	UL RB Offset	Average Power (dbm)	Tune up limited(dBm)	MPR (dB)
3MHz	18615	1851.5	QPSK	1	0	22.42	22.0±1	/
				1	8	22.38	22.0±1	/
				1	14	22.32	22.0±1	/
				6	0	21.42	22.0±1	1.0
				6	4	21.43	22.0±1	1.0
				6	9	21.34	22.0±1	1.0
				15	0	21.34	22.0±1	1.0
			16QAM	1	0	21.32	21.0±1	1.0
				1	8	21.33	21.0±1	1.0
				1	14	21.35	21.0±1	1.0
				6	0	20.48	21.0±1	1.0
				6	4	20.42	21.0±1	1.0
				6	9	20.44	21.0±1	1.0
				15	0	20.35	21.0±1	1.0
				18900	1880	QPSK	1	0
	1	8	22.36				22.0±1	/
	1	14	22.37				22.0±1	/
	6	0	21.42				22.0±1	1.0
	6	4	21.44				22.0±1	1.0
	6	9	21.39				22.0±1	1.0
	15	0	21.38				22.0±1	1.0
	16QAM	1	0			21.49	21.0±1	1.0
		1	8			21.47	21.0±1	1.0
		1	14			21.44	21.0±1	1.0
		6	0			20.42	21.0±1	1.0
		6	4			20.43	21.0±1	1.0
		6	9			20.41	21.0±1	1.0
		15	0			20.37	21.0±1	1.0
		19185	1908.5			QPSK	1	0
	1			8	22.25		22.0±1	/
1	14			22.27	22.0±1		/	
6	0			21.25	22.0±1		1.0	
6	4			21.27	22.0±1		1.0	
6	9			21.25	22.0±1		1.0	
15	0			21.23	22.0±1		1.0	
16QAM	1			0	21.24	21.0±1	1.0	
	1			8	21.27	21.0±1	1.0	
	1			14	21.15	21.0±1	1.0	
	6			0	20.27	21.0±1	1.0	
	6			4	20.29	21.0±1	1.0	
	6			9	20.26	21.0±1	1.0	
	15			0	20.27	21.0±1	1.0	

BW(MHz)	Ch	Freq(MHz)	Mode	UL RB Allocation	UL RB Offset	Average Power (dbm)	Tune up limited(dBm)	MPR (dB)
5MHz	18625	1852.5	QPSK	1	0	22.45	22.0±1	/
				1	12	22.44	22.0±1	/
				1	24	22.37	22.0±1	/
				12	0	21.37	22.0±1	1.0
				12	6	21.48	22.0±1	1.0
				12	11	21.43	22.0±1	1.0
				25	0	21.45	22.0±1	1.0
			16QAM	1	0	21.34	21.0±1	1.0
				1	12	21.49	21.0±1	1.0
				1	24	21.41	21.0±1	1.0
				12	0	20.42	21.0±1	1.0
				12	6	20.42	21.0±1	1.0
				12	11	20.41	21.0±1	1.0
				25	0	20.42	21.0±1	1.0
	18900	1880	QPSK	1	0	22.31	22.0±1	/
				1	12	22.43	22.0±1	/
				1	24	22.35	22.0±1	/
				12	0	21.28	22.0±1	1.0
				12	6	21.39	22.0±1	1.0
				12	11	21.38	22.0±1	1.0
				25	0	21.34	22.0±1	1.0
			16QAM	1	0	21.38	22.0±1	1.0
				1	12	21.48	22.0±1	1.0
				1	24	21.36	22.0±1	1.0
				12	0	20.33	22.0±1	1.0
				12	6	20.42	22.0±1	1.0
				12	11	20.41	22.0±1	1.0
				25	0	20.31	22.0±1	1.0
	19175	1907.5	QPSK	1	0	22.27	22.0±1	/
				1	12	22.37	22.0±1	/
1				24	22.24	22.0±1	/	
12				0	21.29	22.0±1	1.0	
12				6	21.25	22.0±1	1.0	
12				11	21.21	22.0±1	1.0	
25				0	21.23	22.0±1	1.0	
16QAM			1	0	21.25	21.0±1	1.0	
			1	12	21.34	21.0±1	1.0	
			1	24	21.22	21.0±1	1.0	
			12	0	20.24	21.0±1	1.0	
			12	6	20.31	21.0±1	1.0	
			12	11	20.32	21.0±1	1.0	
			25	0	20.15	21.0±1	1.0	



BW(MHz)	Ch	Freq(MHz)	Mode	UL RB Allocation	UL RB Offset	Average Power (dbm)	Tune up limited(dBm)	MPR (dB)
10MHz	18650	1855	QPSK	1	0	22.43	22.0±1	/
				1	24	22.39	22.0±1	/
				1	49	22.41	22.0±1	/
				25	0	21.45	22.0±1	1.0
				25	12	21.44	22.0±1	1.0
				25	24	21.34	22.0±1	1.0
				50	0	21.45	22.0±1	1.0
			16QAM	1	0	21.37	21.0±1	1.0
				1	24	21.44	21.0±1	1.0
				1	49	21.36	21.0±1	1.0
				25	0	20.47	21.0±1	1.0
				25	12	20.43	21.0±1	1.0
				25	24	20.42	21.0±1	1.0
				50	0	20.44	21.0±1	1.0
	18900	1880	QPSK	1	0	22.36	22.0±1	/
				1	24	22.32	22.0±1	/
				1	49	22.34	22.0±1	/
				25	0	21.35	22.0±1	1.0
				25	12	21.38	22.0±1	1.0
				25	24	21.46	22.0±1	1.0
				50	0	21.43	22.0±1	1.0
			16QAM	1	0	21.31	21.0±1	1.0
				1	24	21.45	21.0±1	1.0
				1	49	21.26	21.0±1	1.0
				25	0	20.36	21.0±1	1.0
				25	12	20.41	21.0±1	1.0
				25	24	20.49	21.0±1	1.0
				50	0	20.43	21.0±1	1.0
	19150	1905	QPSK	1	0	22.32	22.0±1	/
				1	24	22.47	22.0±1	/
1				49	22.22	22.0±1	/	
25				0	21.32	22.0±1	1.0	
25				12	21.31	22.0±1	1.0	
25				24	21.36	22.0±1	1.0	
50				0	21.39	22.0±1	1.0	
16QAM			1	0	21.27	21.0±1	1.0	
			1	24	21.33	21.0±1	1.0	
			1	49	21.14	21.0±1	1.0	
			25	0	20.42	21.0±1	1.0	
			25	12	20.42	21.0±1	1.0	
			25	24	20.46	21.0±1	1.0	
			50	0	20.39	21.0±1	1.0	

BW(MHz)	Ch	Freq(MHz)	Mode	UL RB Allocation	UL RB Offset	Average Power (dbm)	Tune up limited(dBm)	MPR (dB)
15MHz	18675	1857.5	QPSK	1	0	22.44	22.0±1	/
				1	37	22.47	22.0±1	/
				1	74	22.36	22.0±1	/
				36	0	21.34	22.0±1	1.0
				36	16	21.49	22.0±1	1.0
				36	35	21.47	22.0±1	1.0
				75	0	21.42	22.0±1	1.0
			16QAM	1	0	21.31	21.0±1	1.0
				1	37	21.41	21.0±1	1.0
				1	74	21.19	21.0±1	1.0
				36	0	20.35	21.0±1	1.0
				36	16	20.49	21.0±1	1.0
				36	35	20.49	21.0±1	1.0
				75	0	20.46	21.0±1	1.0
	18900	1880	QPSK	1	0	22.35	22.0±1	/
				1	37	22.37	22.0±1	/
				1	74	22.17	22.0±1	/
				36	0	21.34	22.0±1	1.0
				36	16	21.39	22.0±1	1.0
				36	35	21.42	22.0±1	1.0
				75	0	21.42	22.0±1	1.0
			16QAM	1	0	21.31	21.0±1	1.0
				1	37	21.41	21.0±1	1.0
				1	74	21.25	21.0±1	1.0
				36	0	20.41	21.0±1	1.0
				36	16	20.44	21.0±1	1.0
				36	35	20.39	21.0±1	1.0
				75	0	20.37	21.0±1	1.0
	19125	1902.5	QPSK	1	0	22.18	22.0±1	/
				1	37	22.43	22.0±1	/
1				74	22.21	22.0±1	/	
36				0	21.38	22.0±1	1.0	
36				16	21.35	22.0±1	1.0	
36				35	21.38	22.0±1	1.0	
75				0	21.46	22.0±1	1.0	
16QAM			1	0	21.35	21.0±1	1.0	
			1	37	21.44	21.0±1	1.0	
			1	74	21.36	21.0±1	1.0	
			36	0	20.35	21.0±1	1.0	
			36	16	20.43	21.0±1	1.0	
			36	35	20.33	21.0±1	1.0	
			75	0	20.36	21.0±1	1.0	

BW(MHz)	Ch	Freq(MHz)	Mode	UL RB Allocation	UL RB Offset	Average Power (dbm)	Tune up limited(dBm)	MPR (dB)
20MHz	18700	1860	QPSK	1	0	22.29	22.0±1	/
				1	49	22.62	22.0±1	/
				1	99	22.12	22.0±1	/
				50	0	21.48	22.0±1	1.0
				50	24	21.48	22.0±1	1.0
				50	49	21.36	22.0±1	1.0
				100	0	21.46	22.0±1	1.0
			16QAM	1	0	21.45	21.0±1	1.0
				1	49	21.31	21.0±1	1.0
				1	99	21.42	21.0±1	1.0
				50	0	20.21	21.0±1	1.0
				50	24	20.22	21.0±1	1.0
				50	49	20.41	21.0±1	1.0
				100	0	20.45	21.0±1	1.0
	18900	1880	QPSK	1	0	22.15	22.0±1	/
				1	49	22.34	22.0±1	/
				1	99	22.06	22.0±1	/
				50	0	21.28	22.0±1	1.0
				50	24	21.36	22.0±1	1.0
				50	49	21.41	22.0±1	1.0
				100	0	21.34	22.0±1	1.0
			16QAM	1	0	21.23	21.0±1	1.0
				1	49	21.39	21.0±1	1.0
				1	99	21.46	21.0±1	1.0
				50	0	20.25	21.0±1	1.0
				50	24	20.35	21.0±1	1.0
				50	49	20.44	21.0±1	1.0
				100	0	20.32	21.0±1	1.0
	19100	1900	QPSK	1	0	22.49	22.0±1	/
				1	49	22.34	22.0±1	/
1				99	22.31	22.0±1	/	
50				0	21.42	22.0±1	1.0	
50				24	21.29	22.0±1	1.0	
50				49	21.34	22.0±1	1.0	
100				0	21.22	22.0±1	1.0	
16QAM			1	0	21.47	21.0±1	1.0	
			1	49	21.26	21.0±1	1.0	
			1	99	21.36	21.0±1	1.0	
			50	0	20.16	21.0±1	1.0	
			50	24	20.11	21.0±1	1.0	
			50	49	20.18	21.0±1	1.0	
			100	0	20.12	21.0±1	1.0	

**LTE Band 4:**

BW(MHz)	Ch	Freq(MHz)	Mode	UL RB Allocation	UL RB Offset	Average Power (dbm)	Tune up limited(dBm)	MPR (dB)
1.4MHz	19957	1710.7	QPSK	1	0	23.5	23.0±1	/
				1	2	23.69	23.0±1	/
				1	5	23.52	23.0±1	/
				3	0	23.53	23.0±1	/
				3	1	23.63	23.0±1	/
				3	2	23.58	23.0±1	/
			6	0	22.56	23.0±1	1.0	
			16QAM	1	0	22.6	23.0±1	1.0
				1	2	22.75	23.0±1	1.0
				1	5	22.58	23.0±1	1.0
				3	0	22.59	23.0±1	1.0
				3	1	22.6	23.0±1	1.0
				3	2	22.59	23.0±1	1.0
			6	0	21.68	23.0±1	1.0	
	20175	1732.5	QPSK	1	0	23.52	23.0±1	/
				1	2	23.66	23.0±1	/
				1	5	23.53	23.0±1	/
				3	0	23.59	23.0±1	/
				3	1	23.61	23.0±1	/
				3	2	23.58	23.0±1	/
			6	0	22.63	23.0±1	1.0	
			16QAM	1	0	22.86	23.0±1	1.0
				1	2	22.99	23.0±1	1.0
				1	5	22.87	23.0±1	1.0
				3	0	22.75	23.0±1	1.0
				3	1	22.74	23.0±1	1.0
				3	2	22.75	23.0±1	1.0
			6	0	21.46	22.0±1	1.0	
	20393	1754.3	QPSK	1	0	23.64	23.0±1	/
				1	2	23.84	23.0±1	/
1				5	23.64	23.0±1	/	
3				0	23.66	23.0±1	/	
3				1	23.73	23.0±1	/	
3				2	23.74	23.0±1	/	
6			0	22.71	22.0±1	1.0		
16QAM			1	0	22.63	23.0±1	1.0	
			1	2	22.8	23.0±1	1.0	
			1	5	22.62	23.0±1	1.0	
			3	0	22.82	23.0±1	1.0	
			3	1	22.86	23.0±1	1.0	
			3	2	22.83	23.0±1	1.0	
6			0	21.82	21.0±1	1.0		

BW(MHz)	Ch	Freq(MHz)	Mode	UL RB Allocation	UL RB Offset	Average Power (dbm)	Tune up limited(dBm)	MPR (dB)
3MHz	19965	1711.5	QPSK	1	0	23.6	23.0±1	/
				1	8	23.54	23.0±1	/
				1	14	23.53	23.0±1	/
				6	0	22.58	23.0±1	1.0
				6	4	22.61	23.0±1	1.0
				6	9	22.56	23.0±1	1.0
				15	0	22.52	23.0±1	1.0
			16QAM	1	0	22.44	21.0±1	1.0
				1	8	22.46	21.0±1	1.0
				1	14	22.45	21.0±1	1.0
				8	0	21.63	21.0±1	1.0
				8	4	21.66	21.0±1	1.0
				8	9	21.6	21.0±1	1.0
				15	0	21.53	21.0±1	1.0
				20175	1732.5	QPSK	1	0
	1	8	23.56				23.0±1	/
	1	14	23.52				23.0±1	/
	6	0	23.49				23.0±1	1.0
	6	4	23.47				23.0±1	1.0
	6	9	23.45				23.0±1	1.0
	15	0	23.45				23.0±1	1.0
	16QAM	1	0			23.43	23.0±1	1.0
		1	8			23.43	23.0±1	1.0
		1	14			23.42	23.0±1	1.0
		6	0			23.41	23.0±1	1.0
		6	4			23.4	23.0±1	1.0
		6	9			23.39	23.0±1	1.0
		15	0			23.39	23.0±1	1.0
		20385	1753.5			QPSK	1	0
	1			8	23.65		23.0±1	/
1	14			23.63	23.0±1		/	
6	0			22.71	22.0±1		1.0	
6	4			22.73	22.0±1		1.0	
6	9			22.65	22.0±1		1.0	
15	0			22.66	22.0±1		1.0	
16QAM	1			0	22.57	22.0±1	1.0	
	1			8	22.56	22.0±1	1.0	
	1			14	22.57	22.0±1	1.0	
	8			0	21.75	21.0±1	1.0	
	8			4	21.76	21.0±1	1.0	
	8			9	21.75	21.0±1	1.0	
	15			0	21.63	21.0±1	1.0	

BW(MHz)	Ch	Freq(MHz)	Mode	UL RB Allocation	UL RB Offset	Average Power (dbm)	Tune up limited(dBm)	MPR (dB)
5MHz	19975	1712.5	QPSK	1	0	23.49	23.0±1	/
				1	49	23.6	23.0±1	/
				1	99	23.45	23.0±1	/
				12	0	22.52	21.0±1	1.0
				12	24	22.57	21.0±1	1.0
				12	49	22.53	21.0±1	1.0
				25	0	22.54	21.0±1	1.0
			16QAM	1	0	22.61	21.0±1	1.0
				1	49	22.72	21.0±1	1.0
				1	99	22.6	21.0±1	1.0
				12	0	21.59	21.0±1	1.0
				12	24	21.63	21.0±1	1.0
				12	49	21.58	21.0±1	1.0
				25	0	21.54	21.0±1	1.0
	20175	1732.5	QPSK	1	0	23.52	23.0±1	/
				1	49	23.61	23.0±1	/
				1	99	23.53	23.0±1	/
				12	0	22.54	22.0±1	1.0
				12	24	22.58	22.0±1	1.0
				12	49	22.56	22.0±1	1.0
				25	0	22.56	22.0±1	1.0
			16QAM	1	0	22.95	22.0±1	1.0
				1	49	23.04	23.0±1	1.0
				1	99	22.95	23.0±1	1.0
				12	0	21.68	21.0±1	1.0
				12	24	21.73	21.0±1	1.0
				12	49	21.65	21.0±1	1.0
				25	0	21.61	21.0±1	1.0
	20375	1752.5	QPSK	1	0	23.56	23.0±1	/
				1	49	23.66	23.0±1	/
1				99	23.6	23.0±1	/	
12				0	22.61	22.0±1	1.0	
12				24	22.71	22.0±1	1.0	
12				49	22.64	22.0±1	1.0	
25				0	22.67	22.0±1	1.0	
16QAM			1	0	22.64	22.0±1	1.0	
			1	49	22.74	22.0±1	1.0	
			1	99	22.71	22.0±1	1.0	
			12	0	21.65	22.0±1	1.0	
			12	24	21.74	22.0±1	1.0	
			12	49	21.68	22.0±1	1.0	
			25	0	21.59	22.0±1	1.0	

BW(MHz)	Ch	Freq(MHz)	Mode	UL RB Allocation	UL RB Offset	Average Power (dbm)	Tune up limited(dBm)	MPR (dB)
10MHz	20000	1715	QPSK	1	0	23.56	23.0±1	/
				1	49	23.68	23.0±1	/
				1	99	23.53	23.0±1	/
				25	0	22.58	22.0±1	1.0
				25	24	22.6	22.0±1	1.0
				25	49	22.62	22.0±1	1.0
				50	0	22.59	22.0±1	1.0
			16QAM	1	0	22.4	22.0±1	1.0
				1	49	22.56	22.0±1	1.0
				1	99	22.49	22.0±1	1.0
				25	0	21.59	21.0±1	1.0
				25	24	21.6	21.0±1	1.0
				25	49	21.59	21.0±1	1.0
				50	0	21.56	21.0±1	1.0
	20175	1732.5	QPSK	1	0	23.56	23.0±1	/
				1	49	23.77	23.0±1	/
				1	99	23.59	23.0±1	/
				25	0	22.62	22.0±1	1.0
				25	24	22.61	22.0±1	1.0
				25	49	22.62	22.0±1	1.0
				50	0	22.62	22.0±1	1.0
			16QAM	1	0	22.84	22.0±1	1.0
				1	49	23.03	23.0±1	1.0
				1	99	22.86	22.0±1	1.0
				25	0	21.58	21.0±1	1.0
				25	24	21.62	21.0±1	1.0
				25	49	21.65	21.0±1	1.0
				50	0	21.61	21.0±1	1.0
	20350	1750	QPSK	1	0	23.65	23.0±1	/
				1	49	23.92	23.0±1	/
1				99	23.69	23.0±1	/	
25				0	22.74	22.0±1	1.0	
25				24	22.74	22.0±1	1.0	
25				49	22.78	22.0±1	1.0	
50				0	22.76	22.0±1	1.0	
16QAM			1	0	22.61	22.0±1	1.0	
			1	49	22.82	22.0±1	1.0	
			1	99	22.6	22.0±1	1.0	
			25	0	21.77	21.0±1	1.0	
			25	24	21.78	21.0±1	1.0	
			25	49	21.8	21.0±1	1.0	
			50	0	21.74	21.0±1	1.0	

BW(MHz)	Ch	Freq(MHz)	Mode	UL RB Allocation	UL RB Offset	Average Power (dbm)	Tune up limited(dBm)	MPR (dB)
15MHz	20025	1717.5	QPSK	1	0	23.46	23.0±1	/
				1	49	23.55	23.0±1	/
				1	99	23.48	23.0±1	/
				36	0	22.6	22.0±1	1.0
				36	24	22.6	22.0±1	1.0
				36	49	22.67	22.0±1	1.0
				75	0	22.65	22.0±1	1.0
			16QAM	1	0	22.3	22.0±1	1.0
				1	49	22.27	22.0±1	1.0
				1	99	22.28	22.0±1	1.0
				36	0	21.56	21.0±1	1.0
				36	24	21.57	21.0±1	1.0
				36	49	21.61	21.0±1	1.0
				75	0	21.59	21.0±1	1.0
	20175	1732.5	QPSK	1	0	23.48	23.0±1	/
				1	49	23.61	23.0±1	/
				1	99	23.41	23.0±1	/
				36	0	22.63	22.0±1	1.0
				36	24	22.64	22.0±1	1.0
				36	49	22.66	22.0±1	1.0
				75	0	22.67	22.0±1	1.0
			16QAM	1	0	22.56	22.0±1	1.0
				1	49	22.75	22.0±1	1.0
				1	99	22.6	22.0±1	1.0
				36	0	21.64	21.0±1	1.0
				36	24	21.66	21.0±1	1.0
				36	49	21.68	21.0±1	1.0
				75	0	21.61	21.0±1	1.0
	20325	1747.5	QPSK	1	0	23.54	23.0±1	/
				1	49	23.73	23.0±1	/
1				99	23.34	23.0±1	/	
36				0	22.72	22.0±1	1.0	
36				24	22.75	22.0±1	1.0	
36				49	22.76	22.0±1	1.0	
75				0	22.72	22.0±1	1.0	
16QAM			1	0	22.4	22.0±1	1.0	
			1	49	22.56	22.0±1	1.0	
			1	99	22.5	22.0±1	1.0	
			36	0	21.67	21.0±1	1.0	
			36	24	21.69	21.0±1	1.0	
			36	49	21.71	21.0±1	1.0	
			75	0	21.73	21.0±1	1.0	



BW(MHz)	Ch	Freq(MHz)	Mode	UL RB Allocation	UL RB Offset	Average Power (dbm)	Tune up limited(dBm)	MPR (dB)
20MHz	20050	1720	QPSK	1	0	23.28	23.0±1	/
				1	49	23.73	23.0±1	/
				1	99	22.84	22.0±1	/
				50	0	22.42	22.0±1	1.0
				50	24	22.6	22.0±1	1.0
				50	49	22.42	22.0±1	1.0
				100	0	22.37	22.0±1	1.0
			16QAM	1	0	22.25	22.0±1	1.0
				1	49	22.66	22.0±1	1.0
				1	99	22.32	22.0±1	1.0
				50	0	21.19	21.0±1	1.0
				50	24	21.44	21.0±1	1.0
				50	49	21.59	21.0±1	1.0
				100	0	21.41	21.0±1	1.0
	20175	1732.5	QPSK	1	0	23.35	23.0±1	/
				1	49	23.64	23.0±1	/
				1	99	22.91	22.0±1	/
				50	0	22.37	22.0±1	1.0
				50	24	22.56	22.0±1	1.0
				50	49	22.43	22.0±1	1.0
				100	0	22.35	22.0±1	1.0
			16QAM	1	0	22.23	22.0±1	1.0
				1	49	22.55	22.0±1	1.0
				1	99	22.3	22.0±1	1.0
				50	0	21.27	21.0±1	1.0
				50	24	21.44	21.0±1	1.0
				50	49	21.56	21.0±1	1.0
				100	0	21.54	21.0±1	1.0
	20300	1745	QPSK	1	0	23.33	23.0±1	/
				1	49	23.24	23.0±1	/
1				99	22.94	22.0±1	/	
50				0	22.32	22.0±1	1.0	
50				24	22.24	22.0±1	1.0	
50				49	22.3	22.0±1	1.0	
100				0	22.18	22.0±1	1.0	
16QAM			1	0	22.19	22.0±1	1.0	
			1	49	22.69	22.0±1	1.0	
			1	99	22.3	22.0±1	1.0	
			50	0	21.08	21.0±1	1.0	
			50	24	21.17	21.0±1	1.0	
			50	49	21.33	21.0±1	1.0	
			100	0	21.37	21.0±1	1.0	

## LTE Band 7:

BW(MHz)	Ch	Freq(MHz)	Mode	UL RB Allocation	UL RB Offset	Average Power (dbm)	Tune up limited(dBm)	MPR (dB)
5MHz	20775	2502.5	QPSK	1	0	21.89	21.0±1	/
				1	49	22	22.0±1	/
				1	99	21.95	21.0±1	/
				12	0	20.84	20.0±1	1.0
				12	24	21.04	21.0±1	1.0
				12	49	20.92	21.0±1	1.0
				25	0	20.95	20.0±1	1.0
			16QAM	1	0	21.35	21.0±1	1.0
				1	49	21.47	21.0±1	1.0
				1	99	21.39	21.0±1	1.0
				12	0	19.98	20.0±1	1.0
				12	24	20.17	20.0±1	1.0
				12	49	20.09	20.0±1	1.0
				25	0	20.01	20.0±1	1.0
	21100	2535	QPSK	1	0	21.96	22.0±1	/
				1	49	21.92	22.0±1	/
				1	99	21.97	22.0±1	/
				12	0	20.92	20.0±1	1.0
				12	24	21.01	21.0±1	1.0
				12	49	20.94	20.0±1	1.0
				25	0	20.93	20.0±1	1.0
			16QAM	1	0	21.04	21.0±1	1.0
				1	49	21.1	21.0±1	1.0
				1	99	20.93	20.0±1	1.0
				12	0	20.01	20.0±1	1.0
				12	24	20.1	20.0±1	1.0
				12	49	19.97	20.0±1	1.0
				25	0	19.92	20.0±1	1.0
	21425	2567.5	QPSK	1	0	21.87	21.0±1	/
				1	49	21.98	21.0±1	/
1				99	21.9	21.0±1	/	
12				0	20.95	20.0±1	1.0	
12				24	20.97	20.0±1	1.0	
12				49	20.91	20.0±1	1.0	
25				0	20.93	20.0±1	1.0	
16QAM			1	0	21.01	21.0±1	1.0	
			1	49	21.11	21.0±1	1.0	
			1	99	21.02	21.0±1	1.0	
			12	0	20.04	20.0±1	1.0	
			12	24	20.12	20.0±1	1.0	
			12	49	20	20.0±1	1.0	
			25	0	19.94	20.0±1	1.0	

BW(MHz)	Ch	Freq(MHz)	Mode	UL RB Allocation	UL RB Offset	Average Power (dbm)	Tune up limited(dBm)	MPR (dB)
10MHz	20800	2505	QPSK	1	0	21.91	21.0±1	/
				1	49	22.11	22.0±1	/
				1	99	21.97	21.0±1	/
				25	0	20.96	20.0±1	1.0
				25	24	21.05	21.0±1	1.0
				25	49	21.05	21.0±1	1.0
				50	0	20.98	20.0±1	1.0
			16QAM	1	0	20.8	20.0±1	1.0
				1	49	20.97	20.0±1	1.0
				1	99	20.93	20.0±1	1.0
				25	0	19.96	20.0±1	1.0
				25	24	20.04	20.0±1	1.0
				25	49	20.06	20.0±1	1.0
				50	0	20.03	20.0±1	1.0
	21100	2535	QPSK	1	0	21.98	21.0±1	/
				1	49	22.13	22.0±1	/
				1	99	21.99	21.0±1	/
				25	0	20.92	20.0±1	1.0
				25	24	21.02	21.0±1	1.0
				25	49	21.02	21.0±1	1.0
				50	0	21.01	21.0±1	1.0
			16QAM	1	0	21.31	21.0±1	1.0
				1	49	21.46	21.0±1	1.0
				1	99	21.28	21.0±1	1.0
				25	0	19.94	20.0±1	1.0
				25	24	20.09	20.0±1	1.0
				25	49	20.08	20.0±1	1.0
				50	0	20.01	20.0±1	1.0
	21400	2565	QPSK	1	0	22	22.0±1	/
				1	49	22.08	22.0±1	/
1				99	21.95	22.0±1	/	
25				0	21.03	21.0±1	1.0	
25				24	20.98	20.0±1	1.0	
25				49	20.95	20.0±1	1.0	
50				0	21	21.0±1	1.0	
16QAM			1	0	20.98	20.0±1	1.0	
			1	49	21.09	20.0±1	1.0	
			1	99	20.84	20.0±1	1.0	
			25	0	20.11	20.0±1	1.0	
			25	24	20.09	20.0±1	1.0	
			25	49	20.07	20.0±1	1.0	
			50	0	20.01	20.0±1	1.0	

BW(MHz)	Ch	Freq(MHz)	Mode	UL RB Allocation	UL RB Offset	Average Power (dbm)	Tune up limited(dBm)	MPR (dB)
15MHz	20825	2507.5	QPSK	1	0	21.88	21.0±1	/
				1	49	22.01	22.0±1	/
				1	99	21.97	22.0±1	/
				36	0	20.98	21.0±1	1.0
				36	24	21.09	21.0±1	1.0
				36	49	21.08	21.0±1	1.0
				75	0	21.05	21.0±1	1.0
			16QAM	1	0	20.77	20.0±1	1.0
				1	49	20.87	20.0±1	1.0
				1	99	20.89	20.0±1	1.0
				36	0	19.98	20.0±1	1.0
				36	24	20.09	20.0±1	1.0
				36	49	20.02	20.0±1	1.0
				75	0	20.04	20.0±1	1.0
	21100	2535	QPSK	1	0	21.91	22.0±1	/
				1	49	21.99	22.0±1	/
				1	99	21.86	22.0±1	/
				36	0	21	22.0±1	1.0
				36	24	21.08	22.0±1	1.0
				36	49	21.02	22.0±1	1.0
				75	0	21.01	22.0±1	1.0
			16QAM	1	0	21.28	22.0±1	1.0
				1	49	21.38	22.0±1	1.0
				1	99	21.23	22.0±1	1.0
				36	0	20.04	21.0±1	1.0
				36	24	20.12	21.0±1	1.0
				36	49	20.1	21.0±1	1.0
				75	0	20.02	21.0±1	1.0
	21375	2562.5	QPSK	1	0	21.97	22.0±1	/
				1	49	21.93	22.0±1	/
1				99	21.83	22.0±1	/	
36				0	21.08	21.0±1	1.0	
36				24	21.01	21.0±1	1.0	
36				49	20.95	21.0±1	1.0	
75				0	21.01	21.0±1	1.0	
16QAM			1	0	21.37	21.0±1	1.0	
			1	49	21.31	21.0±1	1.0	
			1	99	21.2	21.0±1	1.0	
			36	0	20.04	21.0±1	1.0	
			36	24	19.99	20.0±1	1.0	
			36	49	19.9	20.0±1	1.0	
			75	0	20	20.0±1	1.0	

BW(MHz)	Ch	Freq(MHz)	Mode	UL RB Allocation	UL RB Offset	Average Power (dbm)	Tune up limited(dBm)	MPR (dB)
20MHz	20850	2510	QPSK	1	0	21.69	22.0±1	/
				1	49	22.13	23.0±1	/
				1	99	21.84	22.0±1	/
				50	0	20.93	21.0±1	1.0
				50	24	21.05	21.0±1	1.0
				50	49	21.04	21.0±1	1.0
				100	0	21.03	21.0±1	1.0
			16QAM	1	0	21.16	21.0±1	1.0
				1	49	21.62	21.0±1	1.0
				1	99	21.32	21.0±1	1.0
				50	0	19.96	20.0±1	1.0
				50	24	20.05	20.0±1	1.0
				50	49	20.08	20.0±1	1.0
				100	0	20.02	20.0±1	1.0
	21100	2535	QPSK	1	0	21.79	22.0±1	/
				1	49	22.17	22.0±1	/
				1	99	21.77	22.0±1	/
				50	0	20.93	21.0±1	1.0
				50	24	21.02	21.0±1	1.0
				50	49	21.02	21.0±1	1.0
				100	0	20.93	21.0±1	1.0
			16QAM	1	0	21.22	21.0±1	1.0
				1	49	21.5	21.0±1	1.0
				1	99	21.21	21.0±1	1.0
				50	0	19.95	20.0±1	1.0
				50	24	20.02	20.0±1	1.0
				50	49	20.01	20.0±1	1.0
				100	0	19.95	20.0±1	1.0
	21350	2560	QPSK	1	0	21.81	20.0±1	/
				1	49	22.08	22.0±1	/
1				99	21.56	22.0±1	/	
50				0	21.05	21.0±1	1.0	
50				24	21	21.0±1	1.0	
50				49	20.87	21.0±1	1.0	
100				0	21.01	21.0±1	1.0	
16QAM			1	0	21.16	21.0±1	1.0	
			1	49	21.42	21.0±1	1.0	
			1	99	20.94	20.0±1	1.0	
			50	0	20.04	20.0±1	1.0	
			50	24	20.01	20.0±1	1.0	
			50	49	19.86	20.0±1	1.0	
			100	0	20.01	20.0±1	1.0	

**LTE Band 66:**

BW(MHz)	Ch	Freq(MHz)	Mode	UL RB Allocation	UL RB Offset	Average Power (dbm)	Tune up limited(dBm)	MPR (dB)
1.4MHz	131979	1710.7	QPSK	1	0	23.58	23.0±1	/
				1	2	23.77	23.0±1	/
				1	5	23.57	23.0±1	/
				3	0	23.63	23.0±1	/
				3	1	23.67	23.0±1	/
				3	2	23.66	23.0±1	/
			16QAM	6	0	22.65	22.0±1	1.0
				1	0	22.62	22.0±1	1.0
				1	2	22.77	22.0±1	1.0
				1	5	22.63	22.0±1	1.0
				3	0	22.66	22.0±1	1.0
				3	1	22.61	22.0±1	1.0
				3	2	22.48	22.0±1	1.0
				6	0	21.76	22.0±1	1.0
	132321	1744.9	QPSK	1	0	23.67	23.0±1	/
				1	2	23.82	23.0±1	/
				1	5	23.45	23.0±1	/
				3	0	23.28	23.0±1	/
				3	1	23.44	23.0±1	/
				3	2	23.22	23.0±1	/
			16QAM	6	0	22.21	22.0±1	1.0
				1	0	22.51	22.0±1	1.0
				1	2	22.67	22.0±1	1.0
				1	5	22.49	22.0±1	1.0
				3	0	22.48	22.0±1	1.0
				3	1	22.3	22.0±1	1.0
				3	2	22.42	22.0±1	1.0
				6	0	21.14	22.0±1	1.0
	132664	1779.2	QPSK	1	0	23.41	23.0±1	/
				1	2	23.61	23.0±1	/
1				5	23.22	23.0±1	/	
3				0	23.28	23.0±1	/	
3				1	23.25	23.0±1	/	
3				2	23.22	23.0±1	/	
16QAM			6	0	22.18	22.0±1	1.0	
			1	0	22.11	22.0±1	1.0	
			1	2	22.23	22.0±1	1.0	
			1	5	22.09	22.0±1	1.0	
			3	0	22.43	22.0±1	1.0	
			3	1	22.38	22.0±1	1.0	
			3	2	22.34	22.0±1	1.0	
			6	0	21.55	22.0±1	1.0	

BW(MHz)	Ch	Freq(MHz)	Mode	UL RB Allocation	UL RB Offset	Average Power (dbm)	Tune up limited(dBm)	MPR (dB)
3MHz	131987	1711.5	QPSK	1	0	23.56	23.0±1	/
				1	8	23.19	23.0±1	/
				1	14	23.07	23.0±1	/
				6	0	22.17	22.0±1	1.0
				6	4	22.17	22.0±1	1.0
				6	9	22.14	22.0±1	1.0
				15	0	22.13	22.0±1	1.0
			16QAM	1	0	22	22.0±1	1.0
				1	8	21.98	22.0±1	1.0
				1	14	21.97	22.0±1	1.0
				8	0	21.25	22.0±1	1.0
				8	4	21.27	22.0±1	1.0
				8	9	21.23	22.0±1	1.0
				15	0	21.15	22.0±1	1.0
	132321	1744.9	QPSK	1	0	23.41	23.0±1	/
				1	8	23.22	23.0±1	/
				1	14	23.19	23.0±1	/
				6	0	22.21	22.0±1	1.0
				6	4	22.21	22.0±1	1.0
				6	9	22.26	22.0±1	1.0
				15	0	22.2	22.0±1	1.0
			16QAM	1	0	22.53	22.0±1	1.0
				1	8	22.56	22.0±1	1.0
				1	14	22.53	22.0±1	1.0
				6	0	21.33	22.0±1	1.0
				6	4	21.31	22.0±1	1.0
				6	9	21.29	22.0±1	1.0
15				0	21.23	22.0±1	1.0	
132656	1778.4	QPSK	1	0	23.43	23.0±1	/	
			1	8	23.44	23.0±1	/	
			1	14	23.25	23.0±1	/	
			6	0	22.21	22.0±1	1.0	
			6	4	22.25	22.0±1	1.0	
			6	9	22.2	22.0±1	1.0	
			15	0	22.21	22.0±1	1.0	
		16QAM	1	0	22.16	22.0±1	1.0	
			1	8	22.13	22.0±1	1.0	
			1	14	22.07	22.0±1	1.0	
			8	0	21.24	22.0±1	1.0	
			8	4	21.27	22.0±1	1.0	
			8	9	21.19	22.0±1	1.0	
			15	0	21.16	22.0±1	1.0	

BW(MHz)	Ch	Freq(MHz)	Mode	UL RB Allocation	UL RB Offset	Average Power (dbm)	Tune up limited(dBm)	MPR (dB)
5MHz	131997	1712.5	QPSK	1	0	23.01	23.0±1	/
				1	49	23.12	23.0±1	/
				1	99	23	23.0±1	/
				12	0	22.11	22.0±1	1.0
				12	24	22.13	22.0±1	1.0
				12	49	22.1	22.0±1	1.0
				25	0	22.09	22.0±1	1.0
			16QAM	1	0	22.15	22.0±1	1.0
				1	49	22.27	22.0±1	1.0
				1	99	22.13	22.0±1	1.0
				12	0	21.22	22.0±1	1.0
				12	24	21.25	22.0±1	1.0
				12	49	21.2	22.0±1	1.0
				25	0	21.15	22.0±1	1.0
	132321	1744.9	QPSK	1	0	23.12	23.0±1	/
				1	49	23.26	23.0±1	/
				1	99	23.1	23.0±1	/
				12	0	22.19	22.0±1	1.0
				12	24	22.24	22.0±1	1.0
				12	49	22.21	22.0±1	1.0
				25	0	22.22	22.0±1	1.0
			16QAM	1	0	22.59	22.0±1	1.0
				1	49	22.72	22.0±1	1.0
				1	99	22.6	22.0±1	1.0
				12	0	21.35	22.0±1	1.0
				12	24	21.42	22.0±1	1.0
				12	49	21.34	22.0±1	1.0
				25	0	21.28	22.0±1	1.0
	132646	1777.4	QPSK	1	0	23.03	23.0±1	/
				1	49	23.2	23.0±1	/
1				99	23.1	23.0±1	/	
12				0	22.16	22.0±1	1.0	
12				24	22.23	22.0±1	1.0	
12				49	22.15	22.0±1	1.0	
25				0	22.15	22.0±1	1.0	
16QAM			1	0	22.11	22.0±1	1.0	
			1	49	22.22	22.0±1	1.0	
			1	99	22.09	22.0±1	1.0	
			12	0	21.22	22.0±1	1.0	
			12	24	21.29	22.0±1	1.0	
			12	49	21.23	22.0±1	1.0	
			25	0	21.11	22.0±1	1.0	



BW(MHz)	Ch	Freq(MHz)	Mode	UL RB Allocation	UL RB Offset	Average Power (dbm)	Tune up limited(dBm)	MPR (dB)
10MHz	132022	1715	QPSK	1	0	23.12	23.0±1	/
				1	49	23.24	23.0±1	/
				1	99	23.05	23.0±1	/
				25	0	22.17	22.0±1	1.0
				25	24	22.14	22.0±1	1.0
				25	49	22.2	22.0±1	1.0
				50	0	22.2	22.0±1	1.0
			16QAM	1	0	21.97	22.0±1	1.0
				1	49	22.07	22.0±1	1.0
				1	99	21.99	22.0±1	1.0
				25	0	21.17	22.0±1	1.0
				25	24	21.17	22.0±1	1.0
				25	49	21.21	22.0±1	1.0
				50	0	21.16	22.0±1	1.0
	132321	1744.9	QPSK	1	0	23.17	23.0±1	/
				1	49	23.35	23.0±1	/
				1	99	23.18	23.0±1	/
				25	0	22.28	22.0±1	1.0
				25	24	22.24	22.0±1	1.0
				25	49	22.27	22.0±1	1.0
				50	0	22.29	22.0±1	1.0
			16QAM	1	0	22.48	22.0±1	1.0
				1	49	22.7	22.0±1	1.0
				1	99	22.54	22.0±1	1.0
				25	0	21.3	22.0±1	1.0
				25	24	21.28	22.0±1	1.0
				25	49	21.32	22.0±1	1.0
				50	0	21.3	22.0±1	1.0
	132621	1774.9	QPSK	1	0	23.14	23.0±1	/
				1	49	23.42	23.0±1	/
1				99	23.26	23.0±1	/	
25				0	22.21	22.0±1	1.0	
25				24	22.2	22.0±1	1.0	
25				49	22.21	22.0±1	1.0	
50				0	22.25	22.0±1	1.0	
16QAM			1	0	22.16	22.0±1	1.0	
			1	49	22.28	22.0±1	1.0	
			1	99	22.08	22.0±1	1.0	
			25	0	21.3	22.0±1	1.0	
			25	24	21.29	22.0±1	1.0	
			25	49	21.28	22.0±1	1.0	
			50	0	21.27	22.0±1	1.0	

BW(MHz)	Ch	Freq(MHz)	Mode	UL RB Allocation	UL RB Offset	Average Power (dbm)	Tune up limited(dBm)	MPR (dB)
15MHz	132097	1722.5	QPSK	1	0	23	23.0±1	/
				1	49	23.07	23.0±1	/
				1	99	22.98	23.0±1	/
				36	0	22.14	22.0±1	1.0
				36	24	22.18	22.0±1	1.0
				36	49	22.17	22.0±1	1.0
				75	0	22.2	22.0±1	1.0
			16QAM	1	0	21.89	22.0±1	1.0
				1	49	21.98	22.0±1	1.0
				1	99	21.91	22.0±1	1.0
				36	0	21.13	22.0±1	1.0
				36	24	21.2	22.0±1	1.0
				36	49	21.18	22.0±1	1.0
				75	0	21.17	22.0±1	1.0
	132321	1744.9	QPSK	1	0	23.1	23.0±1	/
				1	49	23.21	23.0±1	/
				1	99	23.11	23.0±1	/
				36	0	22.23	22.0±1	1.0
				36	24	22.25	22.0±1	1.0
				36	49	22.26	22.0±1	1.0
				75	0	22.28	22.0±1	1.0
			16QAM	1	0	22.41	22.0±1	1.0
				1	49	22.56	22.0±1	1.0
				1	99	22.41	22.0±1	1.0
				36	0	21.29	22.0±1	1.0
				36	24	21.3	22.0±1	1.0
				36	49	21.34	22.0±1	1.0
				75	0	21.26	22.0±1	1.0
	132546	1767.4	QPSK	1	0	23.04	23.0±1	/
				1	49	23.17	23.0±1	/
1				99	23.15	23.0±1	/	
36				0	22.23	22.0±1	1.0	
36				24	22.22	22.0±1	1.0	
36				49	22.2	22.0±1	1.0	
75				0	22.25	22.0±1	1.0	
16QAM			1	0	22.43	22.0±1	1.0	
			1	49	22.53	22.0±1	1.0	
			1	99	22.37	22.0±1	1.0	
			36	0	21.21	22.0±1	1.0	
			36	24	21.2	22.0±1	1.0	
			36	49	21.18	22.0±1	1.0	
			75	0	21.18	22.0±1	1.0	

BW(MHz)	Ch	Freq(MHz)	Mode	UL RB Allocation	UL RB Offset	Average Power (dbm)	Tune up limited(dBm)	MPR (dB)
20MHz	132072	1720	QPSK	1	0	22.85	23.0±1	/
				1	49	23.2	23.0±1	/
				1	99	22.89	22.0±1	/
				50	0	22.08	22.0±1	1.0
				50	24	22.09	22.0±1	1.0
				50	49	22.16	22.0±1	1.0
				100	0	22.12	22.0±1	1.0
			16QAM	1	0	22.31	22.0±1	1.0
				1	49	22.68	22.0±1	1.0
				1	99	22.38	22.0±1	1.0
				50	0	21.09	22.0±1	1.0
				50	24	21.15	22.0±1	1.0
				50	49	21.16	22.0±1	1.0
				100	0	21.17	22.0±1	1.0
	132321	1744.9	QPSK	1	0	22.95	23.0±1	/
				1	49	23.41	23.0±1	/
				1	99	23.04	22.0±1	/
				50	0	22.23	22.0±1	1.0
				50	24	22.23	22.0±1	1.0
				50	49	22.25	22.0±1	1.0
				100	0	22.27	22.0±1	1.0
			16QAM	1	0	22.31	22.0±1	1.0
				1	49	22.77	22.0±1	1.0
				1	99	22.43	22.0±1	1.0
				50	0	21.26	22.0±1	1.0
				50	24	21.26	22.0±1	1.0
				50	49	21.26	22.0±1	1.0
				100	0	21.23	22.0±1	1.0
	132471	1759.9	QPSK	1	0	22.86	23.0±1	/
				1	49	23.28	23.0±1	/
1				99	22.94	22.0±1	/	
50				0	22.23	22.0±1	1.0	
50				24	22.18	22.0±1	1.0	
50				49	22.14	22.0±1	1.0	
100				0	22.21	22.0±1	1.0	
16QAM			1	0	22.23	22.0±1	1.0	
			1	49	22.63	22.0±1	1.0	
			1	99	22.27	22.0±1	1.0	
			50	0	21.17	22.0±1	1.0	
			50	24	21.15	22.0±1	1.0	
			50	49	21.16	22.0±1	1.0	
			100	0	21.18	22.0±1	1.0	

**ERP and EIRP****LTE Band 2**

Frequency (MHz)	Receiver Reading (dBμV)	Turn table Angle Degree	RX Antenna		Substituted			Absolute Level (dBm)	Part 24E	
			Height (m)	Polar (H/V)	SG Level (dBm)	Cable (dB)	Antenna Gain (dB)		Limit (dBm)	Margin (dB)
LTE Band 2 Channel 18607 – 1.4MHz – QPSK										
1850.70	85.00	150	1.6	H	11.03	0.31	10.40	21.12	33	-11.88
1850.70	85.08	67	2.3	V	11.80	0.31	10.40	21.89	33	-11.11
LTE Band 2 Channel 18900 – 1.4MHz – QPSK										
1880.00	85.16	311	1.4	H	11.31	0.31	10.40	21.40	33	-11.60
1880.00	85.42	176	1.2	V	12.30	0.31	10.40	22.39	33	-10.61
LTE Band 2 Channel 19193 – 1.4MHz – QPSK										
1909.30	84.91	21	1.5	H	11.18	0.32	10.40	21.26	33	-11.74
1909.30	85.12	184	2.2	V	12.16	0.32	10.40	22.24	33	-10.76
LTE Band 2 Channel 18607 – 1.4MHz – 16QAM										
1850.70	85.33	158	2.5	H	11.36	0.31	10.40	21.45	33	-11.55
1850.70	84.82	52	1.8	V	11.54	0.31	10.40	21.63	33	-11.37
LTE Band 2 Channel 18900 – 1.4MHz – 16QAM										
1880.00	85.30	356	2.1	H	11.45	0.31	10.40	21.54	33	-11.46
1880.00	84.63	210	1.1	V	11.51	0.31	10.40	21.60	33	-11.40
LTE Band 2 Channel 19193 – 1.4MHz – 16QAM										
1909.30	84.54	137	1.2	H	10.81	0.32	10.40	20.89	33	-12.11
1909.30	84.85	275	2.4	V	11.89	0.32	10.40	21.97	33	-11.03
LTE Band 2 Channel 18615 – 3MHz – QPSK										
1851.50	85.31	156	1.8	H	11.34	0.31	10.40	21.43	33	-11.57
1851.50	85.02	166	1.2	V	11.74	0.31	10.40	21.83	33	-11.17
LTE Band 2 Channel 18900 – 3MHz – QPSK										
1880.00	85.12	122	1.7	H	11.27	0.31	10.40	21.36	33	-11.64
1880.00	84.85	73	1.6	V	11.73	0.31	10.40	21.82	33	-11.18
LTE Band 2 Channel 19185 – 3MHz – QPSK										
1908.50	85.09	215	1.7	H	11.36	0.32	10.40	21.44	33	-11.56
1908.50	85.34	330	2.3	V	12.38	0.32	10.40	22.46	33	-10.54
LTE Band 2 Channel 18615 – 3MHz – 16QAM										
1851.50	84.85	33	1.0	H	10.88	0.31	10.40	20.97	33	-12.03
1851.50	84.85	203	1.3	V	11.57	0.31	10.40	21.66	33	-11.34
LTE Band 2 Channel 18900 – 3MHz – 16QAM										

1880.00	84.82	311	1.2	H	10.97	0.31	10.40	21.06	33	-11.94
1880.00	84.89	281	1.7	V	11.77	0.31	10.40	21.86	33	-11.14
LTE Band 2 Channel 19185 – 3MHz – 16QAM										
1908.50	85.32	269	1.4	H	11.59	0.32	10.40	21.67	33	-11.33
1908.50	85.15	338	1.4	V	12.19	0.32	10.40	22.27	33	-10.73
LTE Band 2 Channel 18625 – 5MHz – QPSK										
1852.50	85.07	256	1.4	H	11.10	0.31	10.40	21.19	33	-11.81
1852.50	84.92	282	1.7	V	11.64	0.31	10.40	21.73	33	-11.27
LTE Band 2 Channel 18900 – 5MHz – QPSK										
1880.00	84.82	71	1.8	H	10.97	0.31	10.40	21.06	33	-11.94
1880.00	84.64	317	2.2	V	11.52	0.31	10.40	21.61	33	-11.39
LTE Band 2 Channel 19175 – 5MHz – QPSK										
1907.50	84.59	77	1.9	H	10.86	0.32	10.40	20.94	33	-12.06
1907.50	84.81	83	1.9	V	11.85	0.32	10.40	21.93	33	-11.07
LTE Band 2 Channel 18625 – 5MHz – 16QAM										
1852.50	85.00	19	1.8	H	11.03	0.31	10.40	21.12	33	-11.88
1852.50	84.98	3	1.8	V	11.70	0.31	10.40	21.79	33	-11.21
LTE Band 2 Channel 18900 – 5MHz – 16QAM										
1880.00	85.18	306	1.8	H	11.33	0.31	10.40	21.42	33	-11.58
1880.00	85.17	211	1.4	V	12.05	0.31	10.40	22.14	33	-10.86
LTE Band 2 Channel 19175 – 5MHz – 16QAM										
1907.50	85.17	289	1.6	H	11.44	0.32	10.40	21.52	33	-11.48
1907.50	84.97	275	1.0	V	12.01	0.32	10.40	22.09	33	-10.91
LTE Band 2 Channel 18650 – 10MHz – QPSK										
1855.00	85.33	222	2.0	H	11.36	0.31	10.40	21.45	33	-11.55
1855.00	85.12	61	2.0	V	11.84	0.31	10.40	21.93	33	-11.07
LTE Band 2 Channel 18900 – 10MHz – QPSK										
1880.00	85.09	240	1.5	H	11.24	0.31	10.40	21.33	33	-11.67
1880.00	85.14	177	2.3	V	12.02	0.31	10.40	22.11	33	-10.89
LTE Band 2 Channel 19150 – 10MHz – QPSK										
1905.00	85.14	74	1.4	H	11.41	0.32	10.40	21.49	33	-11.51
1905.00	84.95	33	1.8	V	11.99	0.32	10.40	22.07	33	-10.93
LTE Band 2 Channel 18650 – 10MHz – 16QAM										
1855.00	85.30	23	2.3	H	11.33	0.31	10.40	21.42	33	-11.58
1855.00	84.61	238	1.9	V	11.33	0.31	10.40	21.42	33	-11.58
LTE Band 2 Channel 18900 – 10MHz – 16QAM										

1880.00	84.92	61	1.4	H	11.07	0.31	10.40	21.16	33	-11.84
1880.00	84.97	351	1.3	V	11.85	0.31	10.40	21.94	33	-11.06
LTE Band 2 Channel 19150 – 10MHz – 16QAM										
1905.00	85.04	60	2.3	H	11.31	0.32	10.40	21.39	33	-11.61
1905.00	85.10	327	1.2	V	12.14	0.32	10.40	22.22	33	-10.78
LTE Band 2 Channel 18675 – 15MHz – QPSK										
1857.50	84.63	223	1.2	H	10.66	0.31	10.40	20.75	33	-12.25
1857.50	84.86	229	1.6	V	11.58	0.31	10.40	21.67	33	-11.33
LTE Band 2 Channel 18900 – 15MHz – QPSK										
1880.00	85.43	308	1.7	H	11.58	0.31	10.40	21.67	33	-11.33
1880.00	85.40	277	1.3	V	12.28	0.31	10.40	22.37	33	-10.63
LTE Band 2 Channel 19125 – 15MHz – QPSK										
1902.50	84.93	200	2.1	H	11.20	0.32	10.40	21.28	33	-11.72
1902.50	85.32	345	1.2	V	12.36	0.32	10.40	22.44	33	-10.56
LTE Band 2 Channel 18675 – 15MHz – 16QAM										
1857.50	85.24	287	1.9	H	11.27	0.31	10.40	21.36	33	-11.64
1857.50	85.07	19	1.8	V	11.79	0.31	10.40	21.88	33	-11.12
LTE Band 2 Channel 18900 – 15MHz – 16QAM										
1880.00	85.08	340	1.8	H	11.23	0.31	10.40	21.32	33	-11.68
1880.00	85.22	51	1.4	V	12.10	0.31	10.40	22.19	33	-10.81
LTE Band 2 Channel 19125 – 15MHz – 16QAM										
1902.50	85.42	128	1.9	H	11.69	0.32	10.40	21.77	33	-11.23
1902.50	85.08	24	2.3	V	12.12	0.32	10.40	22.20	33	-10.80
LTE Band 2 Channel 18700 – 20MHz – QPSK										
1860.00	86.50	75	2.5	H	12.53	0.31	10.40	22.62	33	-10.38
1860.00	85.47	117	1.8	V	12.19	0.31	10.40	22.28	33	-10.72
LTE Band 2 Channel 18900 – 20MHz – QPSK										
1880.00	84.77	345	2.3	H	10.92	0.31	10.40	21.01	33	-11.99
1880.00	85.27	195	1.0	V	12.15	0.31	10.40	22.24	33	-10.76
LTE Band 2 Channel 19100 – 20MHz – QPSK										
1900.00	85.07	127	1.6	H	11.34	0.32	10.40	21.42	33	-11.58
1900.00	85.30	289	1.1	V	12.34	0.32	10.40	22.42	33	-10.58
LTE Band 2 Channel 18670 – 20MHz – 16QAM										
1860.00	85.00	137	1.6	H	11.03	0.31	10.40	21.12	33	-11.88
1860.00	84.89	250	2.0	V	11.61	0.31	10.40	21.70	33	-11.30
LTE Band 2 Channel 18900 – 20MHz – 16QAM										

1880.00	85.06	109	1.4	H	11.21	0.31	10.40	21.30	33	-11.70
1880.00	85.09	134	1.4	V	11.97	0.31	10.40	22.06	33	-10.94
LTE Band 2 Channel 19100 – 20MHz – 16QAM										
1900.00	85.19	325	1.0	H	11.46	0.32	10.40	21.54	33	-11.46
1900.00	85.07	196	1.9	V	12.11	0.32	10.40	22.19	33	-10.81

#### LTE Band 4

Frequency (MHz)	Receiver Reading (dBμV)	Turn table Angle Degree	RX Antenna		Substituted			Absolute Level (dBm)	Part 27	
			Height (m)	Polar (H/V)	SG Level (dBm)	Cable (dB)	Antenna Gain (dB)		Limit (dBm)	Margin (dB)
LTE Band 4 Channel 19957 – 1.4MHz – QPSK										
1710.70	88.20	296	1.3	H	14.09	0.30	9.40	23.19	30	-6.81
1710.70	88.41	112	1.5	V	14.88	0.30	9.40	23.98	30	-6.02
LTE Band 4 Channel 20175 – 1.4MHz – QPSK										
1732.50	88.30	230	2.2	H	14.19	0.30	9.40	23.29	30	-6.71
1732.50	88.19	303	2.0	V	14.66	0.30	9.40	23.76	30	-6.24
LTE Band 4 Channel 20393 – 1.4MHz – QPSK										
1754.30	87.90	244	1.8	H	13.79	0.30	9.40	22.89	30	-7.11
1754.30	87.90	209	2.1	V	14.37	0.30	9.40	23.47	30	-6.53
LTE Band 4 Channel 19957 – 1.4MHz – 16QAM										
1710.70	88.36	153	1.4	H	14.25	0.30	9.40	23.35	30	-6.65
1710.70	88.57	177	2.3	V	15.04	0.30	9.40	24.14	30	-5.86
LTE Band 4 Channel 20175 – 1.4MHz – 16QAM										
1732.50	88.11	257	1.5	H	14.00	0.30	9.40	23.10	30	-6.90
1732.50	88.17	144	1.1	V	14.64	0.30	9.40	23.74	30	-6.26
LTE Band 4 Channel 20393 – 1.4MHz – 16QAM										
1754.30	88.08	100	1.9	H	13.97	0.30	9.40	23.07	30	-6.93
1754.30	87.84	274	1.5	V	14.31	0.30	9.40	23.41	30	-6.59
LTE Band 4 Channel 19965 – 3MHz – QPSK										
1711.50	88.35	97	2.5	H	14.24	0.30	9.40	23.34	30	-6.66
1711.50	87.98	313	1.1	V	14.45	0.30	9.40	23.55	30	-6.45
LTE Band 4 Channel 20175 – 3MHz – QPSK										
1732.50	88.09	139	1.7	H	13.98	0.30	9.40	23.08	30	-6.92
1732.50	87.87	341	1.7	V	14.34	0.30	9.40	23.44	30	-6.56
LTE Band 4 Channel 20385 – 3MHz – QPSK										
1753.50	88.05	324	1.6	H	13.94	0.30	9.40	23.04	30	-6.96

1753.50	88.19	261	1.2	V	14.66	0.30	9.40	23.76	30	-6.24
LTE Band 4 Channel 19965 – 3MHz – 16QAM										
1711.50	88.33	61	2.0	H	14.22	0.30	9.40	23.32	30	-6.68
1711.50	87.89	357	2.1	V	14.36	0.30	9.40	23.46	30	-6.54
LTE Band 4 Channel 20175 – 3MHz – 16QAM										
1732.50	88.34	21	2.3	H	14.23	0.30	9.40	23.33	30	-6.67
1732.50	88.44	122	1.5	V	14.91	0.30	9.40	24.01	30	-5.99
LTE Band 4 Channel 20385 – 3MHz – 16QAM										
1753.50	88.57	129	1.2	H	14.46	0.30	9.40	23.56	30	-6.44
1753.50	88.20	180	1.3	V	14.67	0.30	9.40	23.77	30	-6.23
LTE Band 4 Channel 19975 – 5MHz – QPSK										
1712.50	88.45	195	2.3	H	14.34	0.30	9.40	23.44	30	-6.56
1712.50	88.28	214	1.3	V	14.75	0.30	9.40	23.85	30	-6.15
LTE Band 4 Channel 20175 – 5MHz – QPSK										
1732.50	87.76	187	1.9	H	13.65	0.30	9.40	22.75	30	-7.25
1732.50	88.38	356	2.4	V	14.85	0.30	9.40	23.95	30	-6.05
LTE Band 4 Channel 20375 – 5MHz – QPSK										
1752.50	88.00	141	1.8	H	13.89	0.30	9.40	22.99	30	-7.01
1752.50	88.30	337	1.4	V	14.77	0.30	9.40	23.87	30	-6.13
LTE Band 4 Channel 19975 – 5MHz – 16QAM										
1712.50	88.19	196	2.2	H	14.08	0.30	9.40	23.18	30	-6.82
1712.50	88.16	127	1.3	V	14.63	0.30	9.40	23.73	30	-6.27
LTE Band 4 Channel 20175 – 5MHz – 16QAM										
1732.50	88.41	359	2.2	H	14.30	0.30	9.40	23.40	30	-6.60
1732.50	88.23	145	2.0	V	14.70	0.30	9.40	23.80	30	-6.20
LTE Band 4 Channel 20375 – 5MHz – 16QAM										
1752.50	88.43	78	1.6	H	14.32	0.30	9.40	23.42	30	-6.58
1752.50	88.14	296	1.8	V	14.61	0.30	9.40	23.71	30	-6.29
LTE Band 4 Channel 20000 – 10MHz – QPSK										
1715.00	88.26	332	2.4	H	14.15	0.30	9.40	23.25	30	-6.75
1715.00	88.24	95	2.3	V	14.71	0.30	9.40	23.81	30	-6.19
LTE Band 4 Channel 20175 – 10MHz – QPSK										
1732.50	88.25	142	1.9	H	14.14	0.30	9.40	23.24	30	-6.76
1732.50	88.62	342	1.3	V	15.09	0.30	9.40	24.19	30	-5.81
LTE Band 4 Channel 20350 – 10MHz – QPSK										
1750.00	88.06	31	2.5	H	13.95	0.30	9.40	23.05	30	-6.95



1750.00	88.34	265	1.5	V	14.81	0.30	9.40	23.91	30	-6.09
LTE Band 4 Channel 20000 – 10MHz – 16QAM										
1715.00	88.55	240	2.3	H	14.44	0.30	9.40	23.54	30	-6.46
1715.00	88.50	118	2.3	V	14.97	0.30	9.40	24.07	30	-5.93
LTE Band 4 Channel 20175 – 10MHz – 16QAM										
1732.50	88.13	330	2.0	H	14.02	0.30	9.40	23.12	30	-6.88
1732.50	88.39	120	1.5	V	14.86	0.30	9.40	23.96	30	-6.04
LTE Band 4 Channel 20350 – 10MHz – 16QAM										
1750.00	88.11	86	2.4	H	14.00	0.30	9.40	23.10	30	-6.90
1750.00	88.01	357	1.6	V	14.48	0.30	9.40	23.58	30	-6.42
LTE Band 4 Channel 20025 – 15MHz – QPSK										
1717.50	88.43	14	2.2	H	14.32	0.30	9.40	23.42	30	-6.58
1717.50	88.09	289	2.1	V	14.56	0.30	9.40	23.66	30	-6.34
LTE Band 4 Channel 20175 – 15MHz – QPSK										
1732.50	88.33	203	2.3	H	14.22	0.30	9.40	23.32	30	-6.68
1732.50	87.90	159	2.3	V	14.37	0.30	9.40	23.47	30	-6.53
LTE Band 4 Channel 20325 – 15MHz – QPSK										
1747.50	88.34	221	1.1	H	14.23	0.30	9.40	23.33	30	-6.67
1747.50	88.41	340	1.5	V	14.88	0.30	9.40	23.98	30	-6.02
LTE Band 4 Channel 20025 – 15MHz – 16QAM										
1717.50	87.95	229	1.5	H	13.84	0.30	9.40	22.94	30	-7.06
1717.50	88.19	342	1.3	V	14.66	0.30	9.40	23.76	30	-6.24
LTE Band 4 Channel 20175 – 15MHz – 16QAM										
1732.50	88.12	187	2.2	H	14.01	0.30	9.40	23.11	30	-6.89
1732.50	88.05	106	1.9	V	14.52	0.30	9.40	23.62	30	-6.38
LTE Band 4 Channel 20325 – 15MHz – 16QAM										
1747.50	88.09	322	1.3	H	13.98	0.30	9.40	23.08	30	-6.92
1747.50	87.96	83	1.9	V	14.43	0.30	9.40	23.53	30	-6.47
LTE Band 4 Channel 20050 – 20MHz – QPSK										
1720.00	88.31	152	1.3	H	14.20	0.30	9.40	23.30	30	-6.70
1720.00	88.59	352	2.4	V	15.06	0.30	9.40	24.16	30	-5.84
LTE Band 4 Channel 20175 – 20MHz – QPSK										
1732.50	88.25	321	1.1	H	14.14	0.30	9.40	23.24	30	-6.76
1732.50	88.66	171	1.7	V	15.13	0.30	9.40	<b>24.23</b>	30	-5.77
LTE Band 4 Channel 20300 – 20MHz – QPSK										
1745.00	88.20	92	1.2	H	14.09	0.30	9.40	23.19	30	-6.81

1745.00	88.35	11	2.4	V	14.82	0.30	9.40	<b>23.92</b>	30	-6.08
LTE Band 4 Channel 20050 – 20MHz – 16QAM										
1720.00	88.32	148	2.1	H	14.21	0.30	9.40	23.31	30	-6.69
1720.00	87.88	140	1.5	V	14.35	0.30	9.40	23.45	30	-6.55
LTE Band 4 Channel 20175 – 20MHz – 16QAM										
1732.50	88.36	103	1.6	H	14.25	0.30	9.40	23.35	30	-6.65
1732.50	87.88	157	2.2	V	14.35	0.30	9.40	23.45	30	-6.55
LTE Band 4 Channel 20300 – 20MHz – 16QAM										
1745.00	88.05	266	1.4	H	13.94	0.30	9.40	23.04	30	-6.96
1745.00	88.26	253	1.9	V	14.73	0.30	9.40	23.83	30	-6.17

### LTE Band 7

Frequency (MHz)	Receiver Reading (dBμV)	Turn table Angle Degree	RX Antenna		Substituted			Absolute Level (dBm)	Part 27	
			Height (m)	Polar (H/V)	SG Level (dBm)	Cable (dB)	Antenna Gain (dB)		Limit (dBm)	Margin (dB)
LTE Band 7 Channel 20775 – 5MHz – QPSK										
2502.50	86.56	123	2.4	H	12.56	0.43	10.60	22.73	33	-10.27
2502.50	83.77	53	1.9	V	13.49	0.43	10.60	23.66	33	-9.34
LTE Band 7 Channel 21100 – 5MHz – QPSK										
2535.00	86.57	327	1.6	H	12.57	0.43	10.60	22.74	33	-10.26
2535.00	83.65	315	1.4	V	13.37	0.43	10.60	23.54	33	-9.46
LTE Band 7 Channel 21425 – 5MHz – QPSK										
2567.50	86.64	311	1.5	H	12.53	0.43	10.60	22.70	33	-10.30
2567.50	83.69	82	2.4	V	13.50	0.43	10.60	23.67	33	-9.33
LTE Band 7 Channel 20775 – 5MHz – 16QAM										
2502.50	86.13	163	1.5	H	12.13	0.43	10.60	22.30	33	-10.70
2502.50	83.40	298	1.9	V	13.12	0.43	10.60	23.29	33	-9.71
LTE Band 7 Channel 21100 – 5MHz – 16QAM										
2535.00	86.88	125	2.1	H	12.88	0.43	10.60	23.05	33	-9.95
2535.00	83.84	28	1.4	V	13.56	0.43	10.60	23.73	33	-9.27
LTE Band 7 Channel 21425 – 5MHz – 16QAM										
2567.50	86.84	43	1.9	H	12.73	0.43	10.60	22.90	33	-10.10
2567.50	83.73	265	1.6	V	13.54	0.43	10.60	23.71	33	-9.29
LTE Band 7 Channel 20800 – 10MHz – QPSK										
2505.00	86.46	176	1.2	H	12.46	0.43	10.60	22.63	33	-10.37
2505.00	83.96	48	2.3	V	13.68	0.43	10.60	23.85	33	-9.15

LTE Band 7 Channel 21100 – 10MHz – QPSK										
2535.00	86.56	321	1.8	H	12.56	0.43	10.60	22.73	33	-10.27
2535.00	83.42	2	1.4	V	13.14	0.43	10.60	23.31	33	-9.69
LTE Band 7 Channel 21400 – 10MHz – QPSK										
2565.00	86.59	237	2.2	H	12.48	0.43	10.60	22.65	33	-10.35
2565.00	83.57	306	1.5	V	13.38	0.43	10.60	23.55	33	-9.45
LTE Band 7 Channel 20800 – 10MHz – 16QAM										
2505.00	86.14	294	1.6	H	12.14	0.43	10.60	22.31	33	-10.69
2505.00	83.25	98	1.3	V	12.97	0.43	10.60	23.14	33	-9.86
LTE Band 7 Channel 21100 – 10MHz – 16QAM										
2535.00	86.74	269	1.3	H	12.74	0.43	10.60	22.91	33	-10.09
2535.00	84.64	147	1.8	V	14.36	0.43	10.60	24.53	33	-8.47
LTE Band 7 Channel 21400 – 10MHz – 16QAM										
2565.00	86.33	109	2.4	H	12.22	0.43	10.60	22.39	33	-10.61
2565.00	83.91	290	1.8	V	13.72	0.43	10.60	23.89	33	-9.11
LTE Band 7 Channel 20825 – 15MHz – QPSK										
2507.50	86.76	62	2.5	H	12.76	0.43	10.60	22.93	33	-10.07
2507.50	83.53	352	1.7	V	13.25	0.43	10.60	23.42	33	-9.58
LTE Band 7 Channel 21100 – 15MHz – QPSK										
2535.00	86.49	97	2.3	H	12.49	0.43	10.60	22.66	33	-10.34
2535.00	83.88	66	1.8	V	13.60	0.43	10.60	23.77	33	-9.23
LTE Band 7 Channel 21375 – 15MHz – QPSK										
2562.50	86.44	8	2.1	H	12.33	0.43	10.60	22.50	33	-10.50
2562.50	83.38	322	1.7	V	13.19	0.43	10.60	23.36	33	-9.64
LTE Band 7 Channel 20825 – 15MHz – 16QAM										
2507.50	86.70	136	1.5	H	12.70	0.43	10.60	22.87	33	-10.13
2507.50	83.50	279	1.6	V	13.22	0.43	10.60	23.39	33	-9.61
LTE Band 7 Channel 21100 – 15MHz – 16QAM										
2535.00	86.61	262	1.9	H	12.61	0.43	10.60	22.78	33	-10.22
2535.00	83.46	27	2.5	V	13.18	0.43	10.60	23.35	33	-9.65
LTE Band 7 Channel 21375 – 15MHz – 16QAM										
2562.50	86.17	51	1.2	H	12.06	0.43	10.60	22.23	33	-10.77
2562.50	83.59	137	2.4	V	13.40	0.43	10.60	23.57	33	-9.43
LTE Band 7 Channel 20850 – 20MHz – QPSK										
2510.00	86.27	201	1.7	H	12.27	0.43	10.60	<b>22.44</b>	33	-10.56
2510.00	83.49	26	2.0	V	13.21	0.43	10.60	23.38	33	-9.62

LTE Band 7 Channel 21100 – 20MHz – QPSK										
2535.00	86.50	292	1.0	H	12.50	0.43	10.60	22.67	33	-10.33
2535.00	83.42	74	1.2	V	13.14	0.43	10.60	23.31	33	-9.69
LTE Band 7 Channel 21350 – 20MHz – QPSK										
2560.00	86.54	213	1.7	H	12.43	0.43	10.60	22.60	33	-10.40
2560.00	83.84	68	2.1	V	13.65	0.43	10.60	23.82	33	-9.18
LTE Band 7 Channel 20850 – 20MHz – 16QAM										
2510.00	86.46	225	2.5	H	12.46	0.43	10.60	22.63	33	-10.37
2510.00	83.45	139	2.1	V	13.17	0.43	10.60	23.34	33	-9.66
LTE Band 7 Channel 21100 – 20MHz – 16QAM										
2535.00	86.39	119	1.3	H	12.39	0.43	10.60	22.56	33	-10.44
2535.00	83.24	144	2.1	V	12.96	0.43	10.60	23.13	33	-9.87
LTE Band 7 Channel 21350 – 20MHz – 16QAM										
2560.00	86.29	200	1.8	H	12.18	0.43	10.60	22.35	33	-10.65
2560.00	83.65	9	2.3	V	13.46	0.43	10.60	<b>23.63</b>	33	-9.37

### LTE Band 66

Frequency (MHz)	Receiver Reading (dBμV)	Turn table Angle Degree	RX Antenna		Substituted			Absolute Level (dBm)	Part 27	
			Height (m)	Polar (H/V)	SG Level (dBm)	Cable (dB)	Antenna Gain (dB)		Limit (dBm)	Margin (dB)
LTE Band 66 Channel 131979 – 1.4MHz – QPSK										
1710.70	89.25	51	1.3	H	15.25	0.30	9.40	24.35	30	-5.65
1710.70	89.34	73	1.2	V	14.06	0.30	9.40	23.16	30	-6.84
LTE Band 66 Channel 132321 – 1.4MHz – QPSK										
1744.90	89.34	153	1.2	H	15.34	0.30	9.40	24.44	30	-5.56
1744.90	89.55	118	2.1	V	14.27	0.30	9.40	23.37	30	-6.63
LTE Band 66 Channel 132664 – 1.4MHz – QPSK										
1779.20	89.05	38	1.8	H	14.94	0.30	9.40	24.04	30	-5.96
1779.20	89.61	282	2.1	V	14.42	0.30	9.40	23.52	30	-6.48
LTE Band 66 Channel 131979 – 1.4MHz – 16QAM										
1710.70	89.40	90	2.3	H	15.40	0.30	9.40	24.50	30	-5.50
1710.70	89.16	229	1.9	V	13.88	0.30	9.40	22.98	30	-7.02
LTE Band 66 Channel 132321 – 1.4MHz – 16QAM										
1744.90	89.55	302	1.2	H	15.55	0.30	9.40	24.65	30	-5.35
1744.90	89.48	118	1.6	V	14.20	0.30	9.40	23.30	30	-6.70

LTE Band 66 Channel 132664 – 1.4MHz – 16QAM										
1779.20	88.86	230	1.8	H	14.75	0.30	9.40	23.85	30	-6.15
1779.20	89.11	159	1.4	V	13.92	0.30	9.40	23.02	30	-6.98
LTE Band 66 Channel 131987 – 3MHz – QPSK										
1711.50	89.17	19	1.3	H	15.17	0.30	9.40	24.27	30	-5.73
1711.50	88.99	271	1.9	V	13.71	0.30	9.40	22.81	30	-7.19
LTE Band 66 Channel 132321 – 3MHz – QPSK										
1744.90	89.05	326	2.4	H	15.05	0.30	9.40	24.15	30	-5.85
1744.90	89.26	283	1.7	V	13.98	0.30	9.40	23.08	30	-6.92
LTE Band 66 Channel 132665 – 3MHz – QPSK										
1778.40	88.79	283	2.0	H	14.68	0.30	9.40	23.78	30	-6.22
1778.40	89.11	67	1.8	V	13.92	0.30	9.40	23.02	30	-6.98
LTE Band 66 Channel 131987 – 3MHz – 16QAM										
1711.50	89.44	249	2.2	H	15.44	0.30	9.40	24.54	30	-5.46
1711.50	88.91	95	1.4	V	13.63	0.30	9.40	22.73	30	-7.27
LTE Band 66 Channel 132321 – 3MHz – 16QAM										
1744.90	89.23	290	1.8	H	15.23	0.30	9.40	24.33	30	-5.67
1744.90	89.05	135	1.1	V	13.77	0.30	9.40	22.87	30	-7.13
LTE Band 66 Channel 132665 – 3MHz – 16QAM										
1778.40	89.05	31	2.1	H	14.94	0.30	9.40	24.04	30	-5.96
1778.40	89.68	92	1.8	V	14.49	0.30	9.40	23.59	30	-6.41
LTE Band 66 Channel 131997 – 5MHz – QPSK										
1712.50	89.48	332	2.4	H	15.48	0.30	9.40	24.58	30	-5.42
1712.50	89.15	123	1.6	V	13.87	0.30	9.40	22.97	30	-7.03
LTE Band 66 Channel 132321 – 5MHz – QPSK										
1744.90	89.27	157	1.6	H	15.27	0.30	9.40	24.37	30	-5.63
1744.90	89.24	115	1.2	V	13.96	0.30	9.40	23.06	30	-6.94
LTE Band 66 Channel 132646 – 5MHz – QPSK										
1777.40	89.56	60	2.4	H	15.45	0.30	9.40	24.55	30	-5.45
1777.40	89.44	240	1.2	V	14.25	0.30	9.40	23.35	30	-6.65
LTE Band 66 Channel 131997 – 5MHz – 16QAM										
1712.50	88.93	355	1.9	H	14.93	0.30	9.40	24.03	30	-5.97
1712.50	89.24	263	1.6	V	13.96	0.30	9.40	23.06	30	-6.94
LTE Band 66 Channel 132321 – 5MHz – 16QAM										
1744.90	89.12	258	2.4	H	15.12	0.30	9.40	24.22	30	-5.78
1744.90	89.42	0	1.2	V	14.14	0.30	9.40	23.24	30	-6.76

LTE Band 66 Channel 131997 – 5MHz – 16QAM										
1777.40	89.21	287	1.7	H	15.10	0.30	9.40	24.20	30	-5.80
1777.40	89.24	71	2.2	V	14.05	0.30	9.40	23.15	30	-6.85
LTE Band 66 Channel 132022 – 10MHz – QPSK										
1715.00	89.52	54	1.0	H	15.52	0.30	9.40	24.62	30	-5.38
1715.00	89.56	305	2.4	V	14.28	0.30	9.40	23.38	30	-6.62
LTE Band 66 Channel 132321 – 10MHz – QPSK										
1744.90	89.21	335	2.0	H	15.21	0.30	9.40	24.31	30	-5.69
1744.90	89.58	255	1.5	V	14.30	0.30	9.40	23.40	30	-6.60
LTE Band 66 Channel 132621 – 10MHz – QPSK										
1774.90	89.26	209	2.2	H	15.15	0.30	9.40	24.25	30	-5.75
1774.90	89.20	20	2.3	V	14.01	0.30	9.40	23.11	30	-6.89
LTE Band 66 Channel 132022 – 10MHz – 16QAM										
1715.0	89.64	178	1.5	H	15.64	0.30	9.40	24.74	30	-5.26
1715.0	89.15	284	1.1	V	13.87	0.30	9.40	22.97	30	-7.03
LTE Band 66 Channel 132321 – 10MHz – 16QAM										
1744.90	89.08	125	2.2	H	15.08	0.30	9.40	24.18	30	-5.82
1744.90	89.37	35	1.7	V	14.09	0.30	9.40	23.19	30	-6.81
LTE Band 66 Channel 132621 – 10MHz – 16QAM										
1774.90	89.07	93	1.6	H	14.96	0.30	9.40	24.06	30	-5.94
1774.90	89.11	330	1.6	V	13.92	0.30	9.40	23.02	30	-6.98
LTE Band 66 Channel 132097 – 15MHz – QPSK										
1722.50	89.35	97	2.0	H	15.35	0.30	9.40	24.45	30	-5.55
1722.50	89.16	154	2.1	V	13.88	0.30	9.40	22.98	30	-7.02
LTE Band 66 Channel 132321 – 15MHz – QPSK										
1744.90	89.51	165	1.9	H	15.51	0.30	9.40	24.61	30	-5.39
1744.90	89.03	25	1.3	V	13.75	0.30	9.40	22.85	30	-7.15
LTE Band 66 Channel 132546 – 15MHz – QPSK										
1767.40	89.23	249	2.4	H	15.12	0.30	9.40	24.22	30	-5.78
1767.40	89.48	93	1.6	V	14.29	0.30	9.40	23.39	30	-6.61
LTE Band 66 Channel 132097 – 15MHz – 16QAM										
1722.50	89.55	295	1.1	H	15.55	0.30	9.40	24.65	30	-5.35
1722.50	89.04	197	1.1	V	13.76	0.30	9.40	22.86	30	-7.14
LTE Band 66 Channel 132321 – 15MHz – 16QAM										
1744.90	89.37	101	1.9	H	15.37	0.30	9.40	24.47	30	-5.53
1744.90	88.98	84	2.0	V	13.70	0.30	9.40	22.80	30	-7.20

LTE Band 66 Channel 132546 – 15MHz – 16QAM										
1767.40	88.71	164	1.7	H	14.60	0.30	9.40	23.70	30	-6.30
1767.40	89.39	38	2.0	V	14.20	0.30	9.40	23.30	30	-6.70
LTE Band 66 Channel 132072 – 20MHz – QPSK										
1720.00	89.50	280	2.2	H	15.50	0.30	9.40	<b>24.60</b>	30	-5.40
1720.00	89.37	233	1.3	V	14.09	0.30	9.40	23.19	30	-6.81
LTE Band 66 Channel 132321 – 20MHz – QPSK										
1744.90	89.12	300	2.2	H	15.12	0.30	9.40	24.22	30	-5.78
1744.90	89.42	29	1.6	V	14.14	0.30	9.40	23.24	30	-6.76
LTE Band 66 Channel 132471 – 20MHz – QPSK										
1759.90	89.24	219	1.8	H	15.13	0.30	9.40	24.23	30	-5.77
1759.90	89.08	211	1.7	V	13.89	0.30	9.40	22.99	30	-7.01
LTE Band 66 Channel 132072 – 20MHz – 16QAM										
1720.00	89.11	358	1.3	H	15.11	0.30	9.40	24.21	30	-5.79
1720.00	89.40	158	2.1	V	14.12	0.30	9.40	23.22	30	-6.78
LTE Band 66 Channel 132321 – 20MHz – 16QAM										
1744.90	88.90	325	1.1	H	14.90	0.30	9.40	24.00	30	-6.00
1744.90	89.53	105	1.5	V	14.25	0.30	9.40	23.35	30	-6.65
LTE Band 66 Channel 132471 – 20MHz – 16QAM										
1759.90	89.43	142	2.1	H	15.32	0.30	9.40	<b>24.42</b>	30	-5.58
1759.90	89.47	266	1.3	V	14.28	0.30	9.40	23.38	30	-6.62

## 8 Peak-to-Average Ratio

Test Requirement:	24.232 (d), 27.50(d)
Test Method:	N/A
Test Mode:	TX transmitting

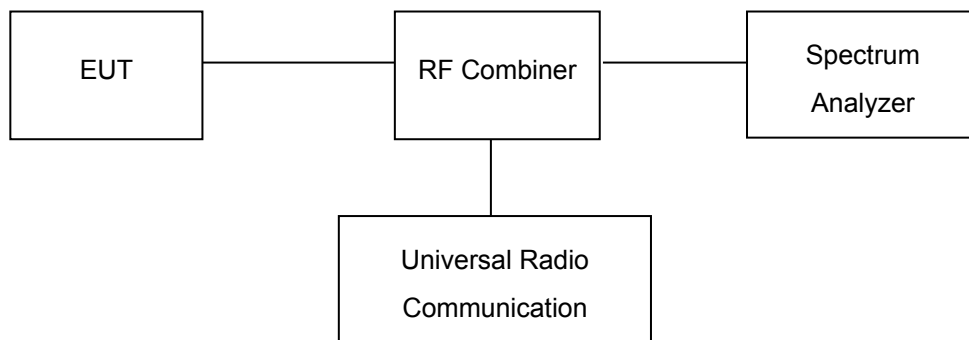
### 8.1 EUT Operation

Operating Environment :

Temperature:	22.5 °C
Humidity:	52.3% RH
Atmospheric Pressure:	101.2kPa

### 8.2 Test Procedure

1. The EUT was connected to spectrum analyzer and system simulator via a power divider.
2. Set EUT to transmit at maximum output power.
3. When the duty cycle is less than 98%, then signal gating will be implemented on the spectrum analyzer by triggering from the system simulator.
4. Set the CCDF (Complementary Cumulative Distribution Function) option of the spectrum analyzer. Record the maximum PAPR level associated with a probability of 0.1%.



### 8.3 Test Result

PASS

#### LTE Band

Please refer to the Appendix Band 2/4/7/66 LTE Peak to Average Ratio.



## 9 BANDWIDTH

Test Requirement:	FCC Part 2.1049, 24.238, 27.53(a); 90.691
Test Method:	ANSI C63.26:2015 ANSI/TIA-603-E:2016
Test Mode:	TX transmitting

### 9.1 EUT Operation

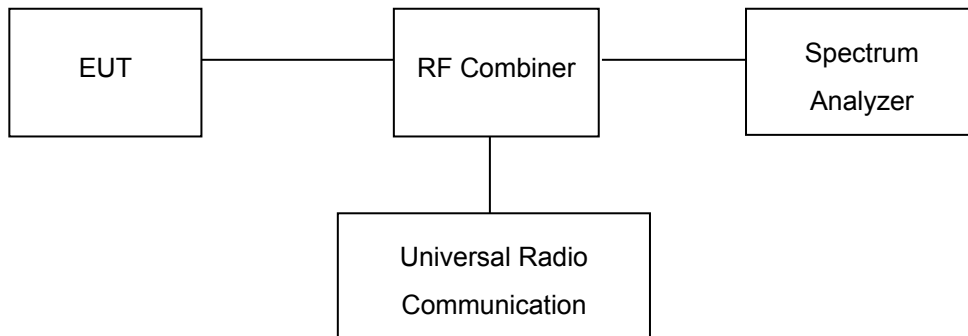
Operating Environment :

Temperature:	22.5 °C
Humidity:	52.3% RH
Atmospheric Pressure:	101.2kPa

### 9.2 Test Procedure

The RF output of the transmitter was connected to the wireless test set and the spectrum analyzer through sufficient attenuation.

The resolution bandwidth of the spectrum analyzer was set in the range of 1 to 5 % of the anticipated OBW and the 26 dB & 99%bandwidth was recorded.



### 9.3 Test Result

#### LTE Band 2 (Part 24E):

BW(MHz)	Channel	Frequency (MHz)	Modulation	99% Occupied Bandwidth (MHz)	26 dB Bandwidth (MHz)
1.4	18607	1850.7	QPSK	1.08	1.25
			16QAM	1.08	1.26
1.4	18900	1880	QPSK	1.08	1.25
			16QAM	1.09	1.24
1.4	19193	1909.3	QPSK	1.09	1.25
			16QAM	1.09	1.27
3	18615	1851.5	QPSK	2.67	2.83
			16QAM	2.67	2.83
3	18900	1880	QPSK	2.68	2.83
			16QAM	2.68	2.84
3	19185	1908.5	QPSK	2.68	2.84
			16QAM	2.68	2.83
5	18625	1852.5	QPSK	4.49	4.9
			16QAM	4.49	4.86
5	18900	1880	QPSK	4.5	4.89
			16QAM	4.49	4.9
5	19175	1907.5	QPSK	4.49	4.86
			16QAM	4.49	4.89
10	18650	1855	QPSK	8.93	9.42
			16QAM	8.92	9.44
10	18900	1880	QPSK	8.92	9.37
			16QAM	8.92	9.38
10	19150	1905	QPSK	8.94	9.41
			16QAM	8.93	9.38
15	18675	1857.5	QPSK	13.46	14.26
			16QAM	13.46	14.26
15	18900	1880	QPSK	13.47	14.24
			16QAM	13.46	14.25
15	19125	1902.5	QPSK	13.48	14.27
			16QAM	13.49	14.27
20	18700	1860	QPSK	17.89	18.75

			16QAM	17.89	18.77
20	18900	1880	QPSK	17.89	18.75
			16QAM	17.89	18.75
20	19100	1900	QPSK	17.93	18.78
			16QAM	17.94	18.77

**LTE Band 4 (Part 27):**

BW(MHz)	Channel	Frequency (MHz)	Modulation	99% Occupied Bandwidth (MHz)	26 dB Bandwidth (MHz)
1.4	19957	1710.7	QPSK	1.08	1.24
			16QAM	1.08	1.26
1.4	2.175	1732.5	QPSK	1.08	1.24
			16QAM	1.09	1.23
1.4	20393	1754.3	QPSK	1.09	1.24
			16QAM	1.08	1.26
3	19965	1711.5	QPSK	2.67	2.83
			16QAM	2.67	2.83
3	2.175	1732.5	QPSK	2.68	2.84
			16QAM	2.68	2.84
3	2.385	1753.5	QPSK	2.68	2.83
			16QAM	2.68	2.84
5	19975	1712.5	QPSK	4.49	4.92
			16QAM	4.49	4.86
5	20175	1732.5	QPSK	4.49	4.87
			16QAM	4.49	4.9
5	20375	1752.5	QPSK	4.49	4.85
			16QAM	4.49	4.89
10	2000	1715	QPSK	8.93	9.41
			16QAM	8.93	9.41
10	20175	1732.5	QPSK	8.92	9.37
			16QAM	8.92	9.35
10	20350	1750	QPSK	8.93	9.38
			16QAM	8.93	9.42
15	20025	1717.5	QPSK	13.46	14.27
			16QAM	13.46	14.26
15	20175	1732.5	QPSK	13.47	14.25
			16QAM	13.45	14.27
15	20325	1747.5	QPSK	13.46	14.27
			16QAM	13.46	14.26
20	20050	1720	QPSK	17.89	18.76
			16QAM	17.89	18.76
20	20175	1732.5	QPSK	17.87	18.77

			16QAM	17.88	18.77
20	20300	1745	QPSK	17.9	18.77
			16QAM	17.91	18.76

**LTE Band 7 (Part 27):**

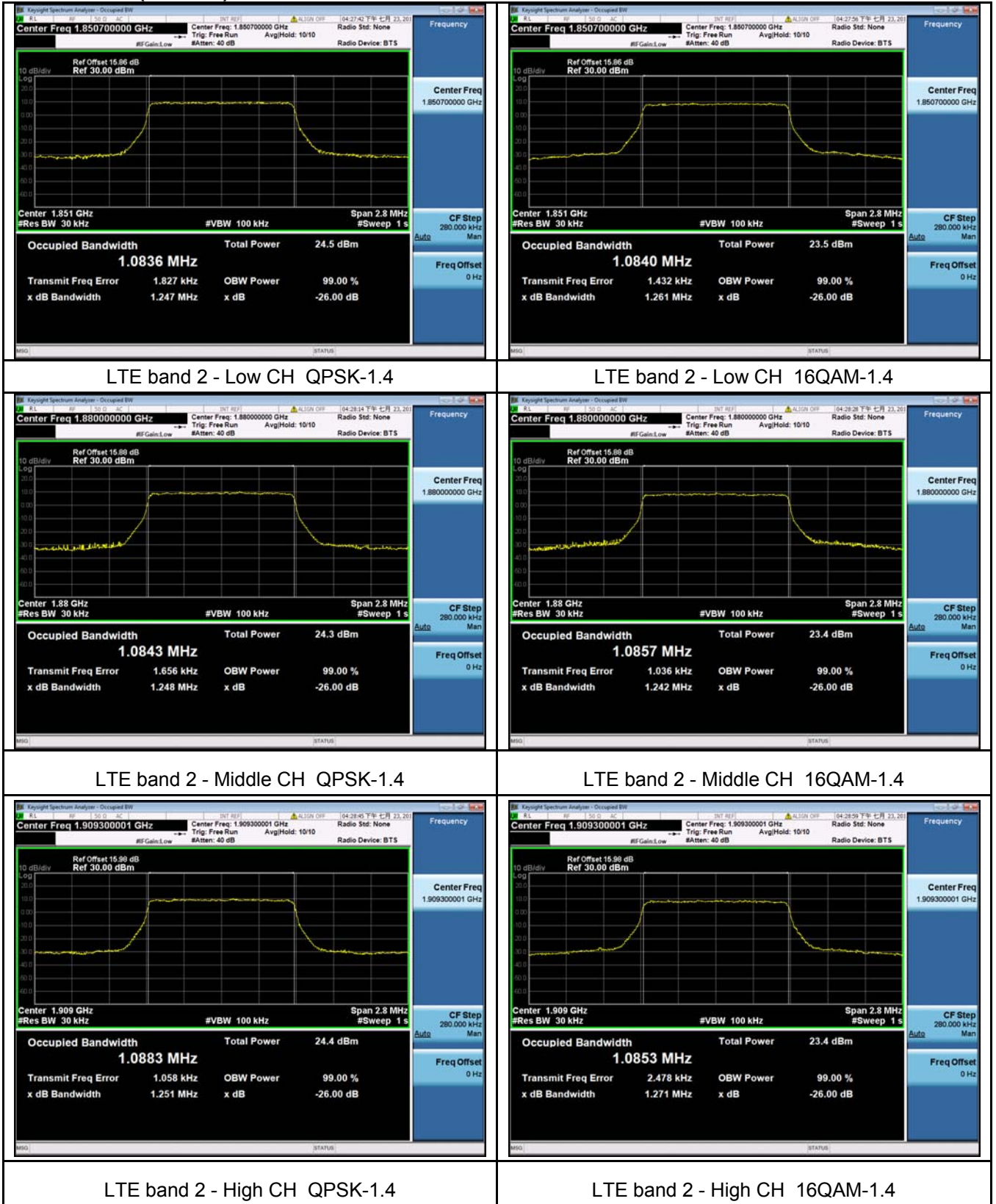
BW(MHz)	Channel	Frequency (MHz)	Modulation	99% Occupied Bandwidth (MHz)	26 dB Bandwidth (MHz)
5	20775	2502.5	QPSK	4.49	4.9
			16QAM	4.49	4.86
5	21100	2535	QPSK	4.49	4.88
			16QAM	4.49	4.88
5	21425	2567.5	QPSK	4.49	4.88
			16QAM	4.49	4.89
10	20850	2505	QPSK	8.93	9.41
			16QAM	8.92	9.44
10	21100	2535	QPSK	8.92	9.4
			16QAM	8.91	9.36
10	21400	2565	QPSK	8.93	9.41
			16QAM	8.92	9.39
15	20800	2505	QPSK	13.45	14.26
			16QAM	13.45	14.26
15	21100	2535	QPSK	13.45	14.24
			16QAM	13.43	14.24
15	21375	2562.5	QPSK	13.45	14.27
			16QAM	13.45	14.27
20	20825	2510	QPSK	17.89	18.76
			16QAM	17.88	18.77
20	21100	2535	QPSK	17.87	18.74
			16QAM	17.87	18.76
20	21350	2560	QPSK	17.88	18.78
			16QAM	17.89	18.79

**LTE Band 66 (Part 27):**

BW(MHz)	Channel	Frequency (MHz)	Modulation	99% Occupied Bandwidth (MHz)	26 dB Bandwidth (MHz)
1.4	131979	1710.7	QPSK	1.08	1.24
			16QAM	1.08	1.26
1.4	132322	1745	QPSK	1.08	1.25
			16QAM	1.09	1.24
1.4	132665	1779.3	QPSK	1.09	1.25
			16QAM	1.08	1.26
3	131987	1711.5	QPSK	2.67	2.83
			16QAM	2.67	2.82
3	132322	1745	QPSK	2.68	2.83
			16QAM	2.68	2.83
3	132657	1778.5	QPSK	2.68	2.83
			16QAM	2.68	2.84
5	131997	1712.5	QPSK	4.49	4.88
			16QAM	4.49	4.87
5	132322	1745	QPSK	4.5	4.88
			16QAM	4.49	4.91
5	132647	1777.5	QPSK	4.48	4.85
			16QAM	4.49	4.89
10	132022	1715	QPSK	8.94	9.43
			16QAM	8.93	9.42
10	132322	1745	QPSK	8.92	9.4
			16QAM	8.93	9.39
10	132622	1775	QPSK	8.93	9.41
			16QAM	8.92	9.42
15	132047	1717.5	QPSK	13.46	14.26
			16QAM	13.46	14.26
15	132322	1745	QPSK	13.48	14.26
			16QAM	13.46	14.27
15	132597	1772.5	QPSK	13.46	14.27
			16QAM	13.46	14.27
20	132072	1720	QPSK	17.9	18.76
			16QAM	17.89	18.76
20	132322	1745	QPSK	17.9	18.77

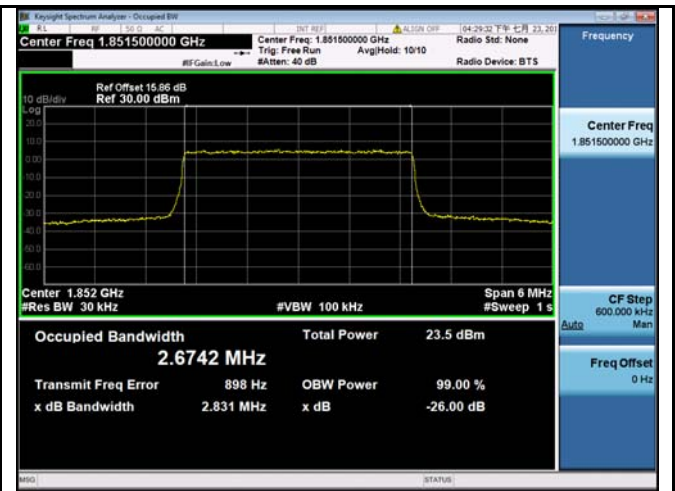
			16QAM	17.9	18.77
20	132572	1770	QPSK	17.89	18.79
			16QAM	17.89	18.79

**Test Plots**  
**LTE Band 2 (Part 24E)**

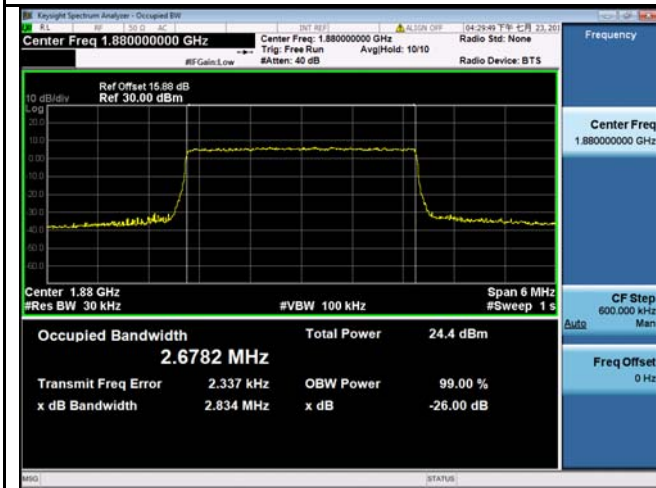




LTE band 2 - Low CH QPSK-3



LTE band 2 - Low CH 16QAM-3



LTE band 2 - Middle CH QPSK-3



LTE band 2 - Middle CH 16QAM-3



LTE band 2 - High CH QPSK-3

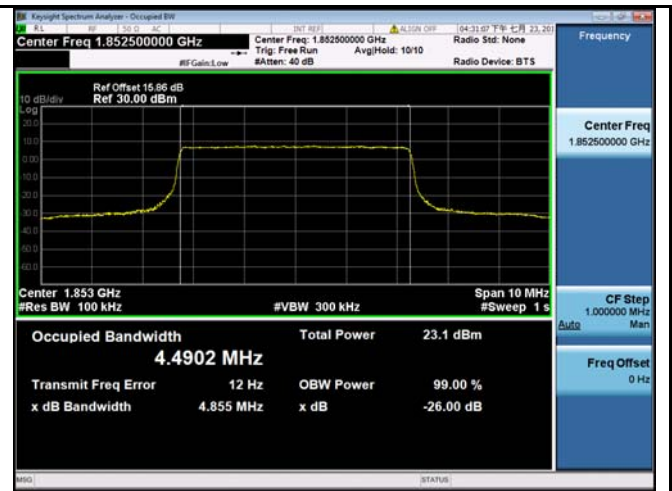


LTE band 2 - High CH 16QAM-3





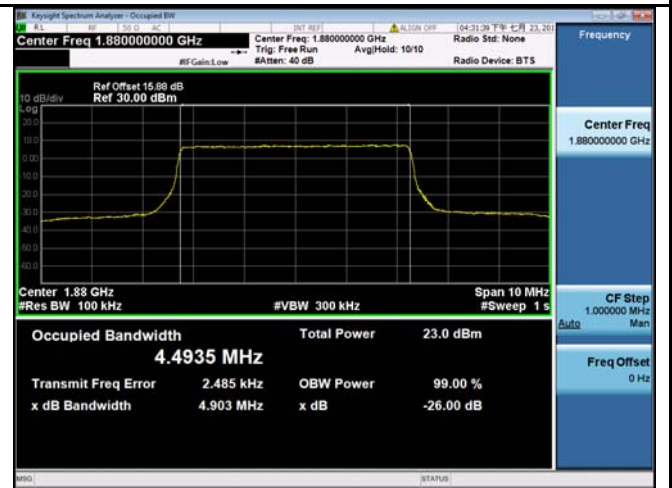
LTE band 2 - Low CH QPSK-5



LTE band 2 - Low CH 16QAM-5



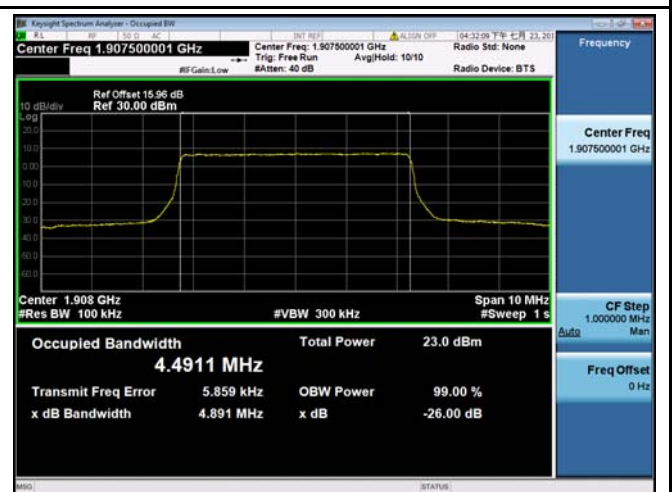
LTE band 2 - Middle CH QPSK-5



LTE band 2 - Middle CH 16QAM-5



LTE band 2 - High CH QPSK-5



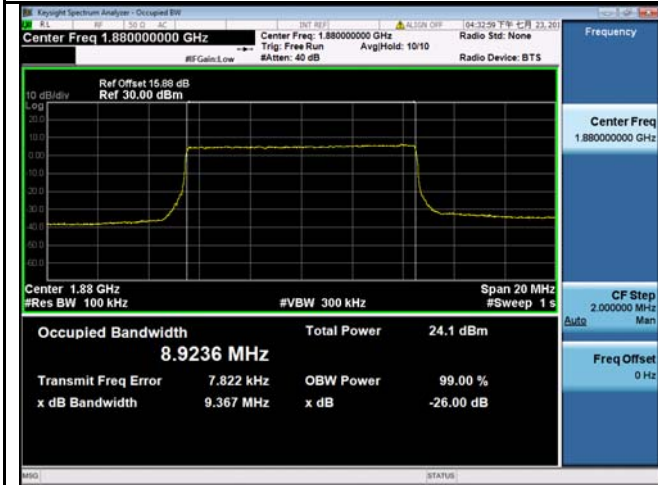
LTE band 2 - High CH 16QAM-5



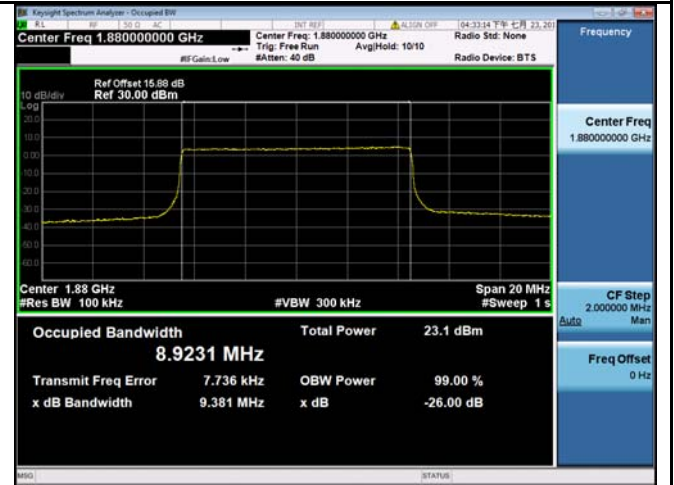
LTE band 2 - Low CH QPSK-10



LTE band 2 - Low CH 16QAM-10



LTE band 2 - Middle CH QPSK-10



LTE band 2 - Middle CH 16QAM-10



LTE band 2 - High CH QPSK-10



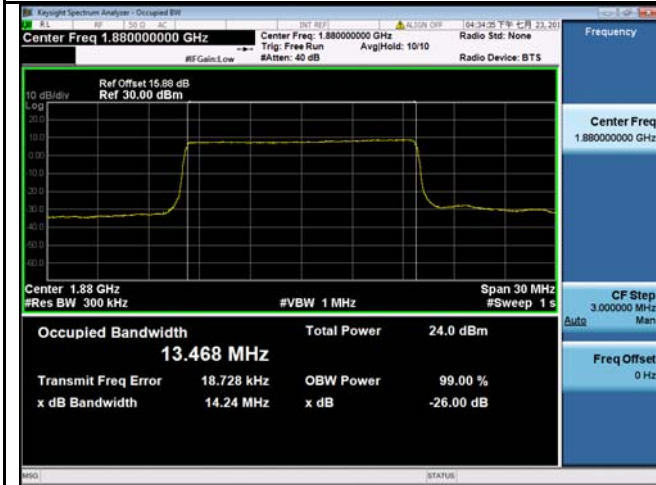
LTE band 2 - High CH 16QAM-10



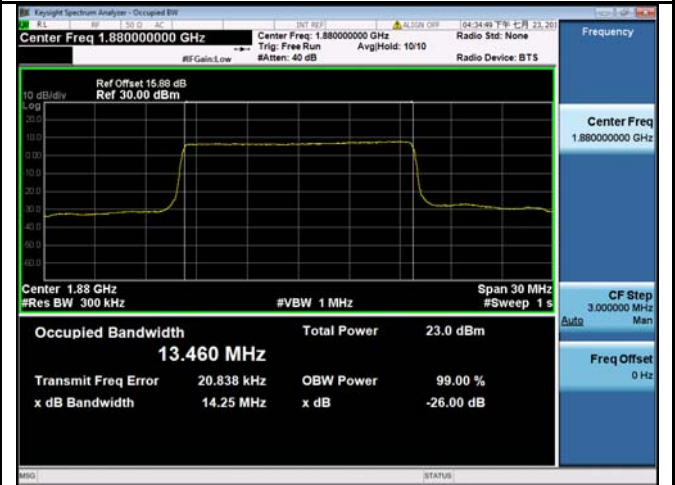
LTE band 2 - Low CH QPSK-15



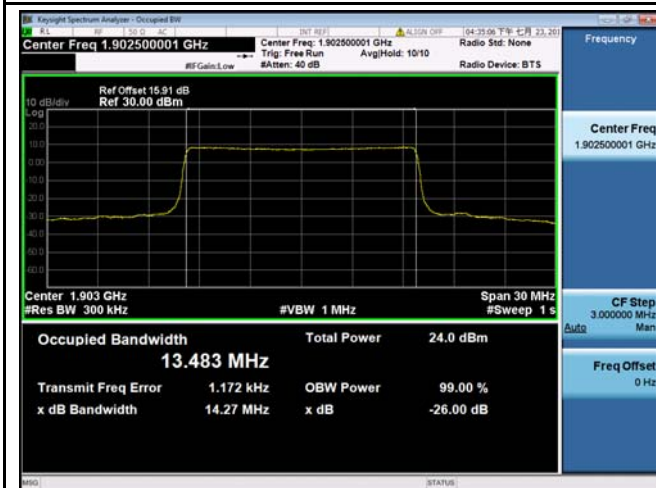
LTE band 2 - Low CH 16QAM-15



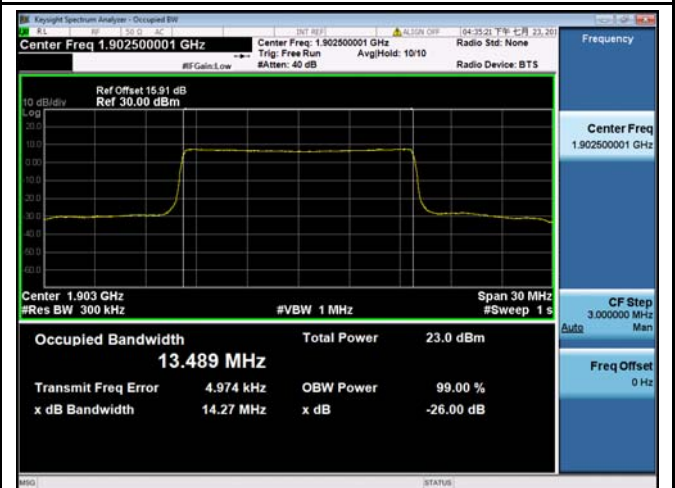
LTE band 2 - Middle CH QPSK-15



LTE band 2 - Middle CH 16QAM-15



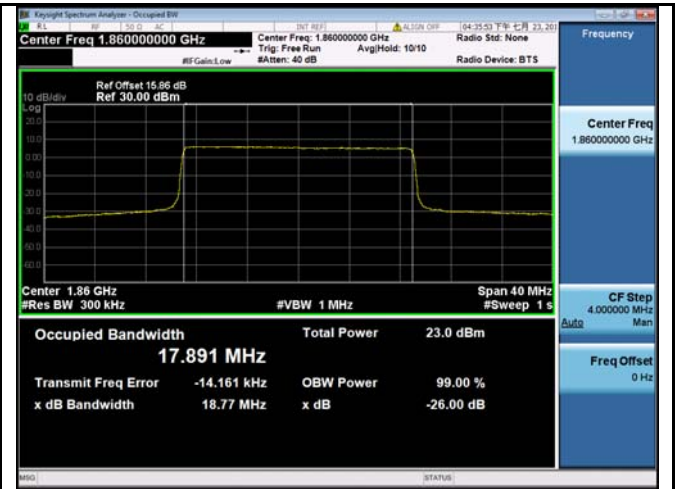
LTE band 2 - High CH QPSK-15



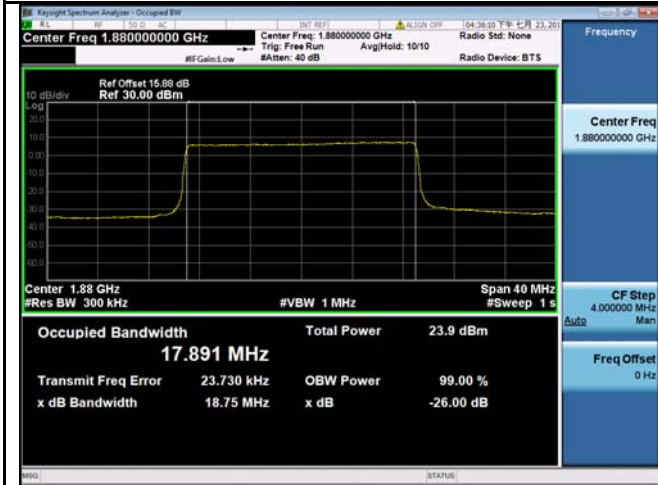
LTE band 2 - High CH 16QAM-15



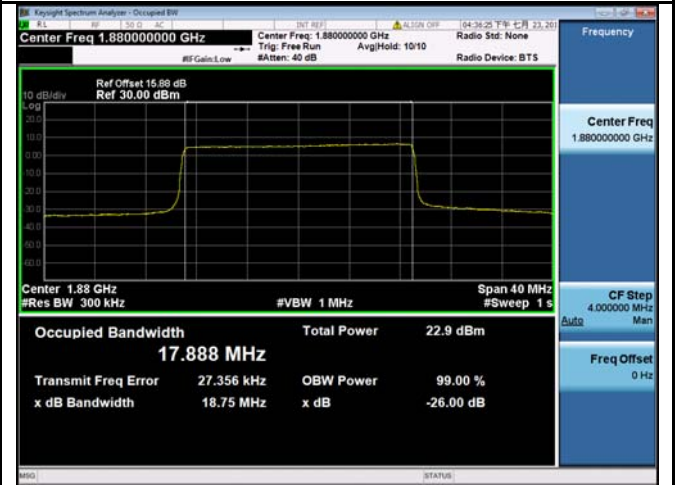
LTE band 2 - Low CH QPSK-20



LTE band 2 - Low CH 16QAM-20



LTE band 2 - Middle CH QPSK-20



LTE band 2 - Middle CH 16QAM-20



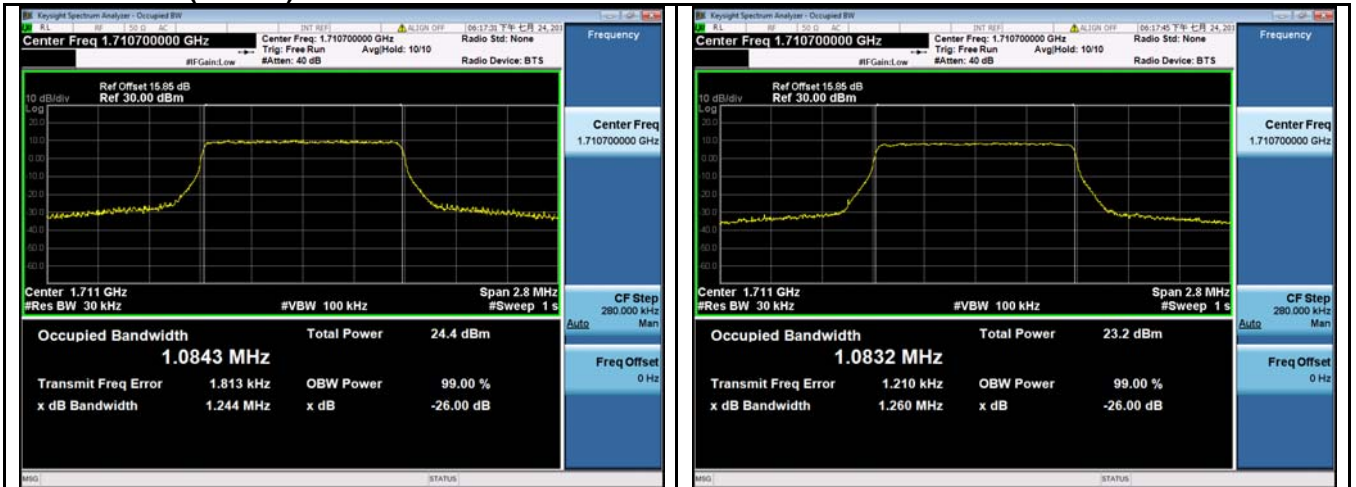
LTE band 2 - High CH QPSK-20



LTE band 2 - High CH 16QAM-20

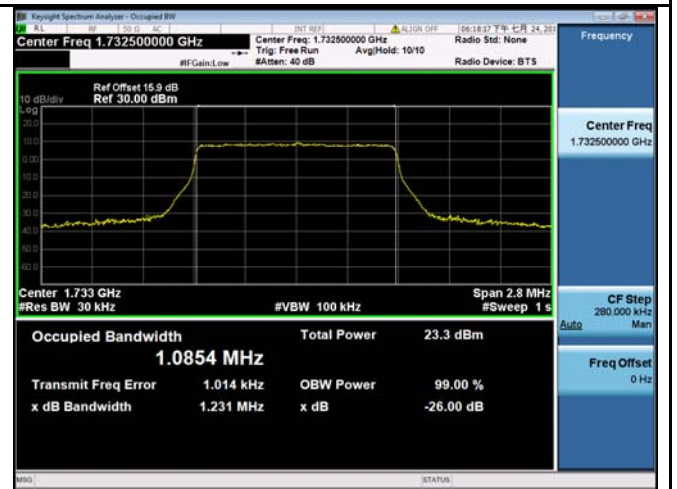
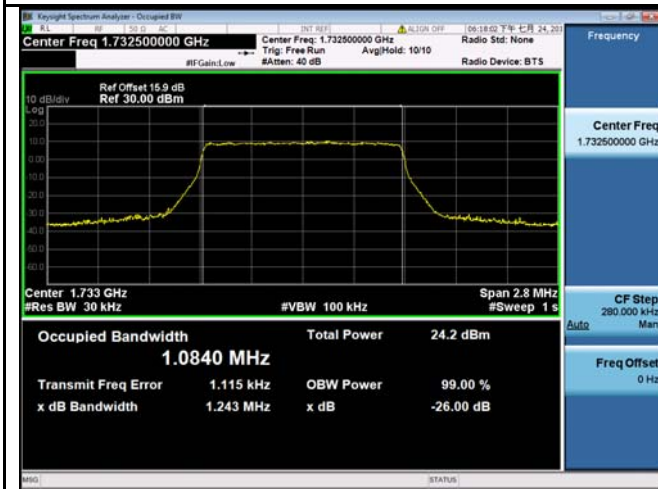


LTE Band 4 (Part 27)



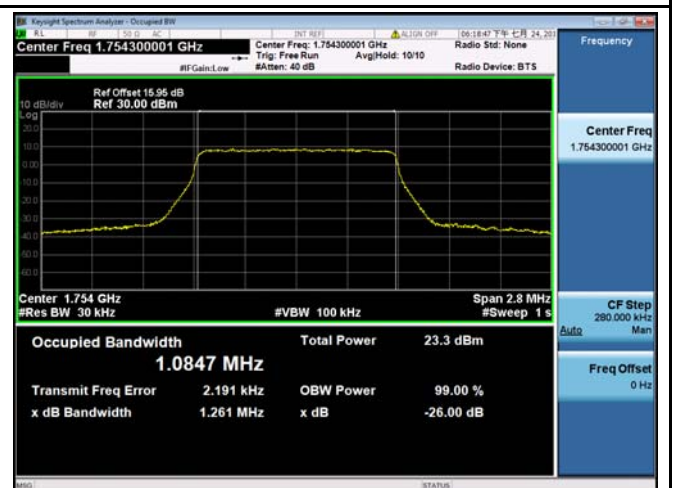
LTE band 4 - Low CH QPSK-1.4

LTE band 4 - Low CH 16QAM-1.4



LTE band 4 - Middle CH QPSK-1.4

LTE band 4 - Middle CH 16QAM-1.4



LTE band 4 - High CH QPSK-1.4

LTE band 4 - High CH 16QAM-1.4



LTE band 4 - Low CH QPSK-3



LTE band 4 - Low CH 16QAM-3



LTE band 4 - Middle CH QPSK-3



LTE band 4 - Middle CH 16QAM-3



LTE band 4 - High CH QPSK-3



LTE band 4 - High CH 16QAM-3



LTE band 4 - Low CH QPSK-5



LTE band 4 - Low CH 16QAM-5



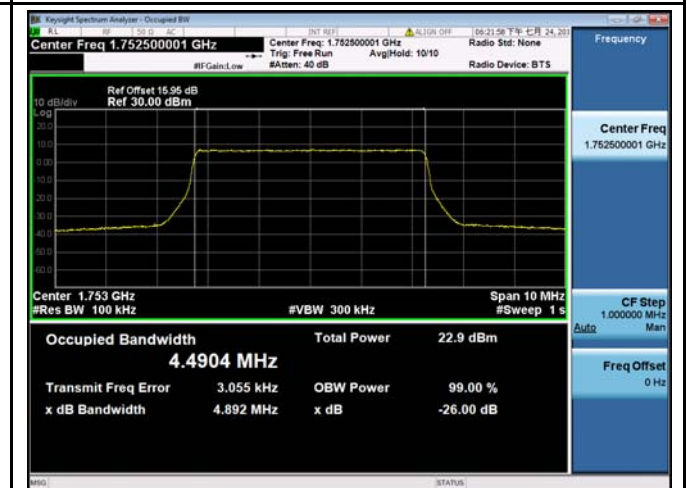
LTE band 4 - Middle CH QPSK-5



LTE band 4 - Middle CH 16QAM-5



LTE band 4 - High CH QPSK-5



LTE band 4 - High CH 16QAM-5





LTE band 4 - Low CH QPSK-10



LTE band 4 - Low CH 16QAM-10



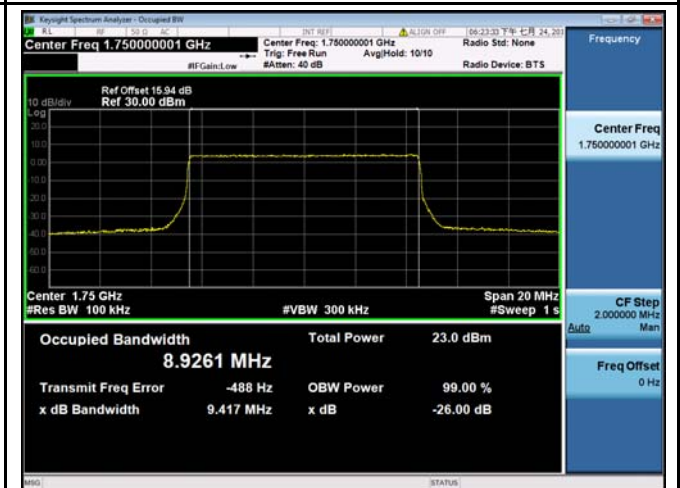
LTE band 4 - Middle CH QPSK-10



LTE band 4 - Middle CH 16QAM-10



LTE band 4 - High CH QPSK-10

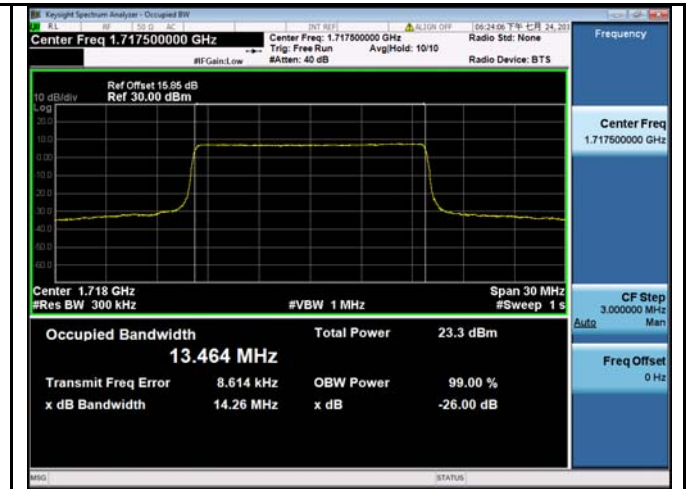


LTE band 4 - High CH 16QAM-10

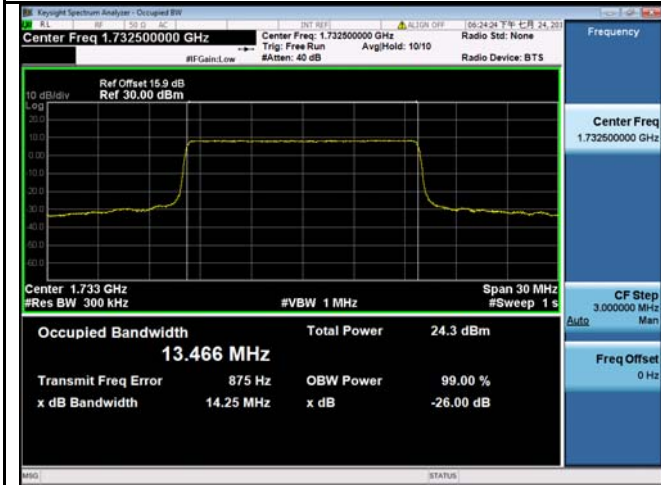




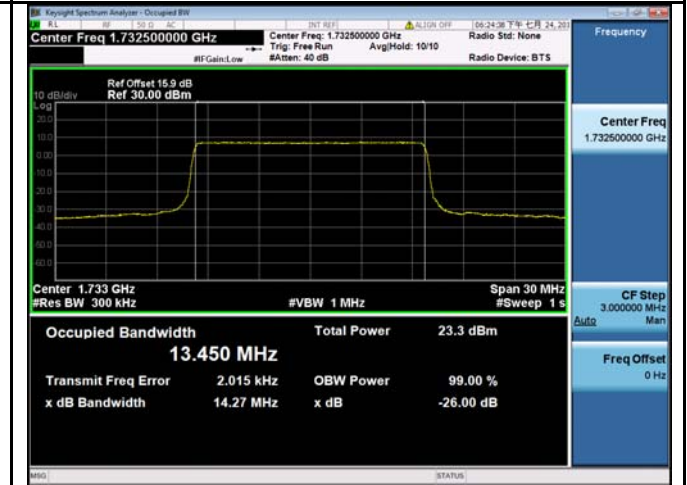
LTE band 4 - Low CH QPSK-15



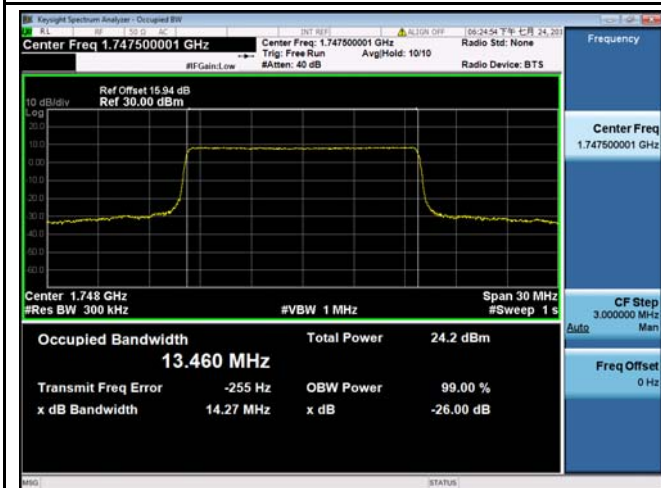
LTE band 4 - Low CH 16QAM-15



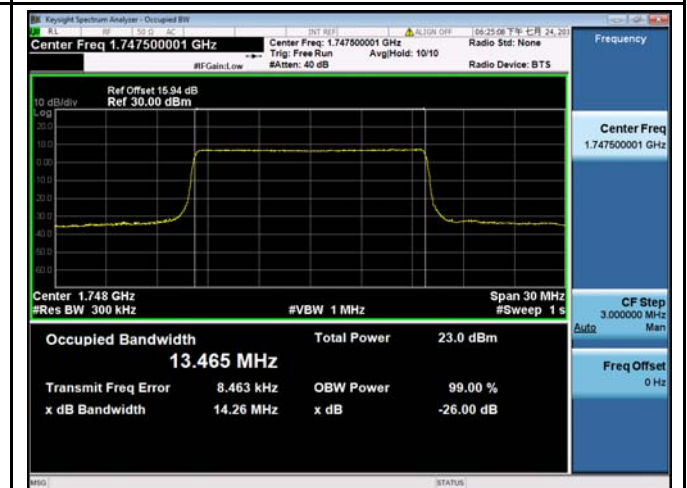
LTE band 4 - Middle CH QPSK-15



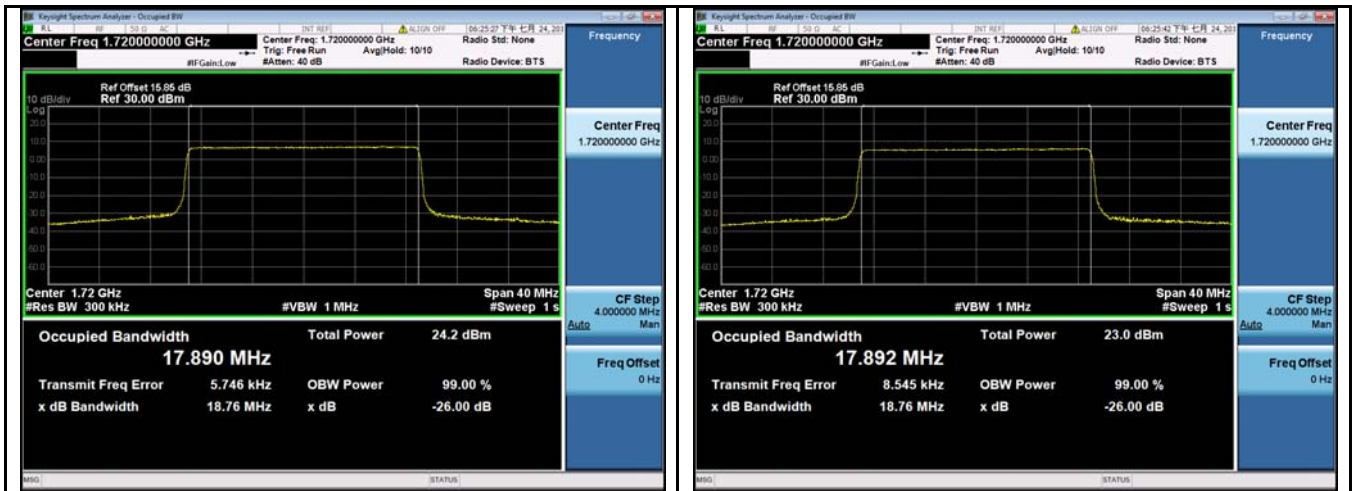
LTE band 4 - Middle CH 16QAM-15



LTE band 4 - High CH QPSK-15

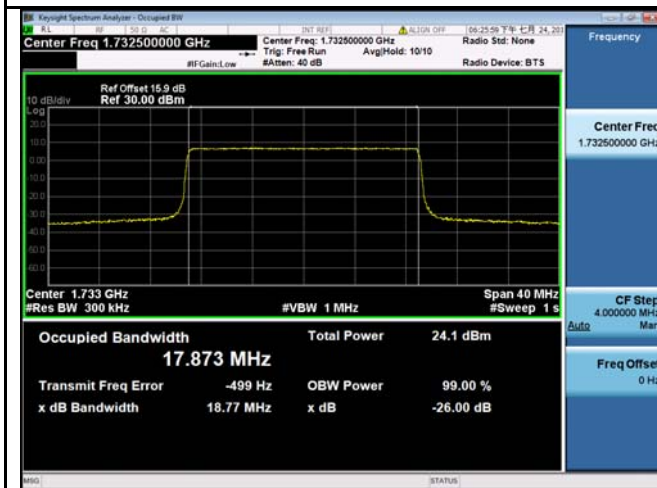


LTE band 4 - High CH 16QAM-15



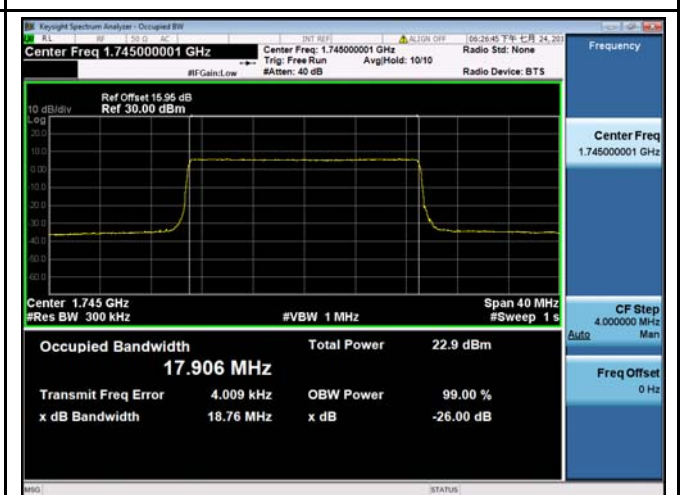
LTE band 4 - Low CH QPSK-20

LTE band 4 - Low CH 16QAM-20



LTE band 4 - Middle CH QPSK-20

LTE band 4 - Middle CH 16QAM-20



LTE band 4 - High CH QPSK-20

LTE band 4 - High CH 16QAM-20

LTE Band 7 (Part 27)



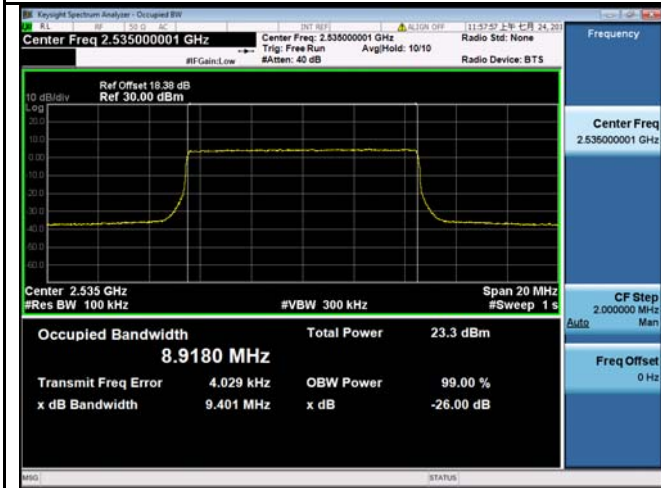




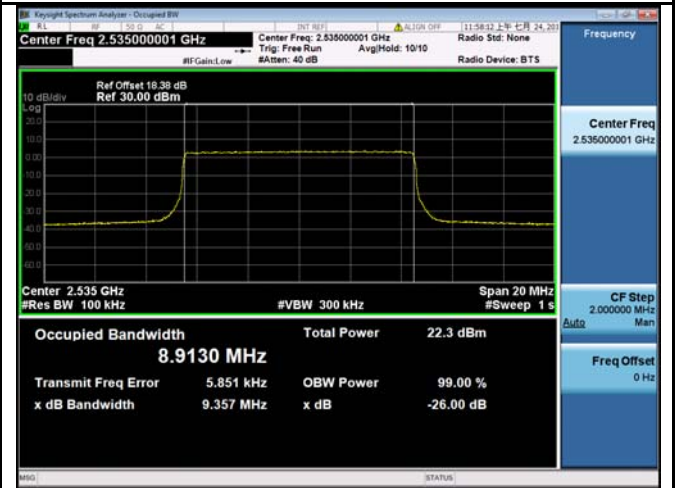
LTE band 7 - Low CH QPSK-10



LTE band 7 - Low CH 16QAM-10



LTE band 7 - Middle CH QPSK-10



LTE band 7 - Middle CH 16QAM-10



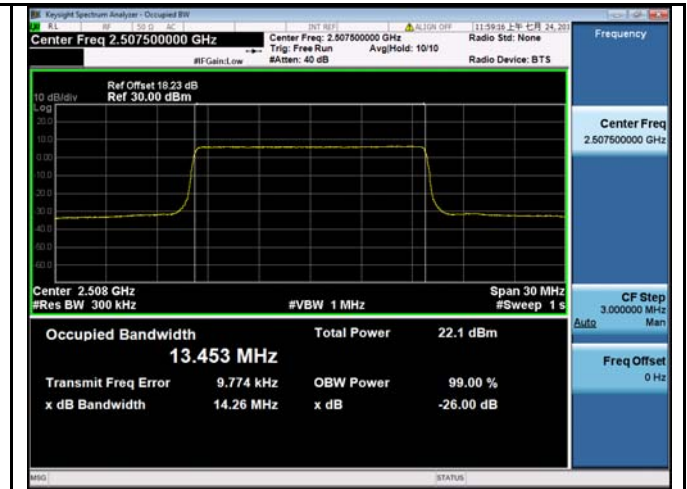
LTE band 7 - High CH QPSK-10



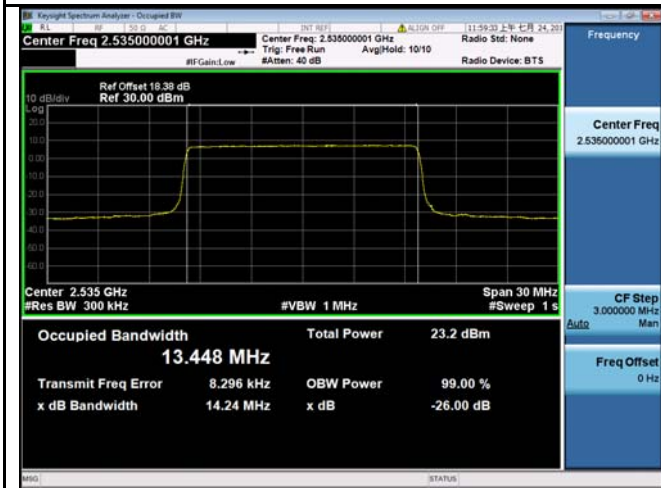
LTE band 7 - High CH 16QAM-10



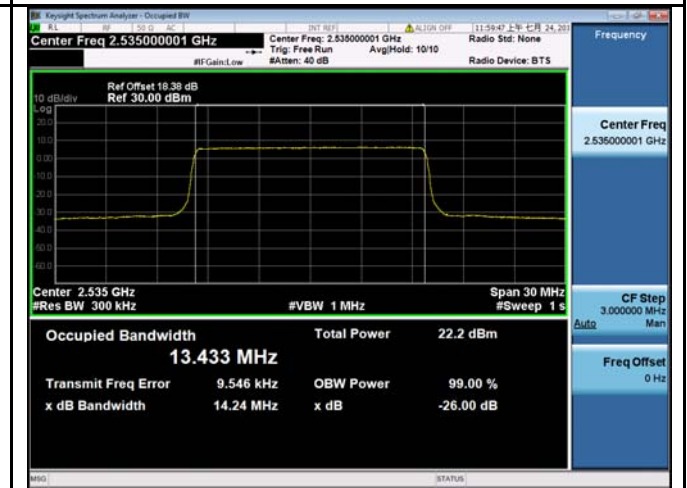
LTE band 7 - Low CH QPSK-15



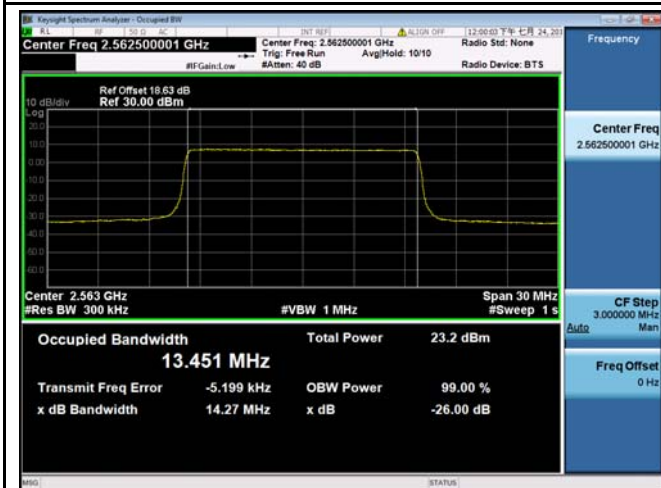
LTE band 7 - Low CH 16QAM-15



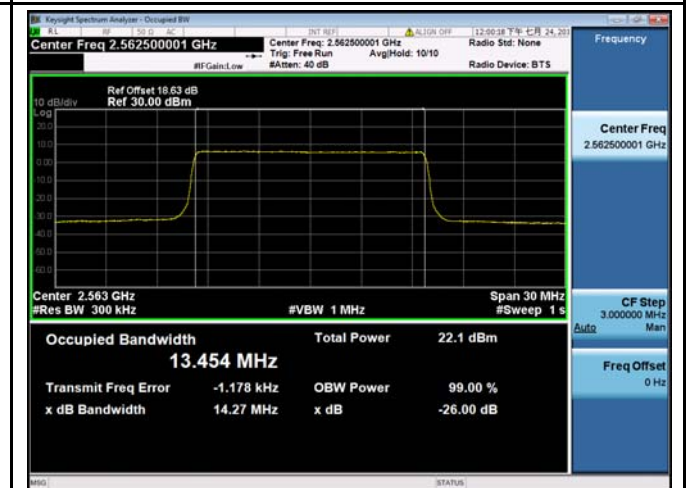
LTE band 7 - Middle CH QPSK-15



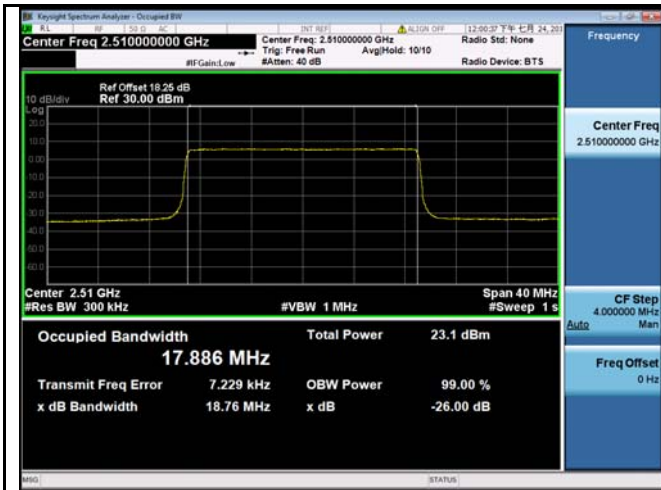
LTE band 7 - Middle CH 16QAM-15



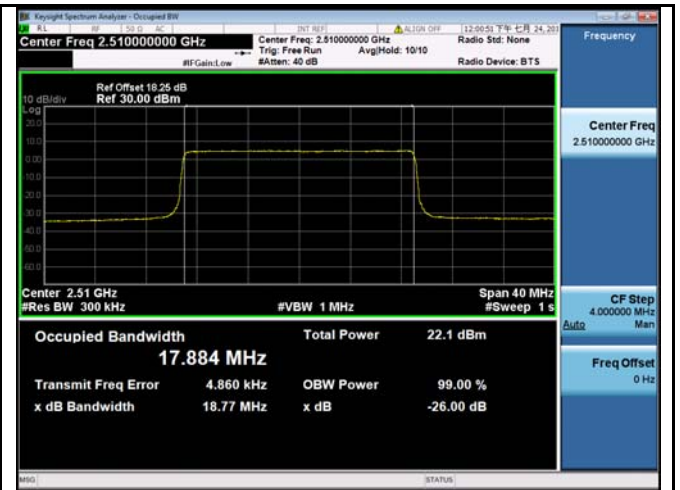
LTE band 7 - High CH QPSK-15



LTE band 7 - High CH 16QAM-15



LTE band 7 - Low CH QPSK-20



LTE band 7 - Low CH 16QAM-20



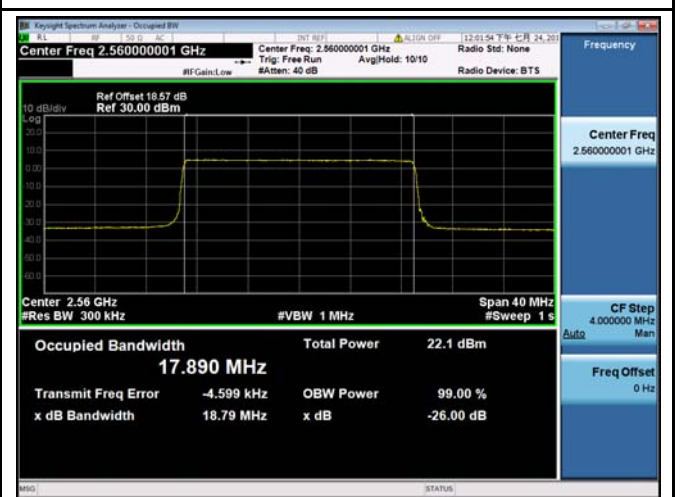
LTE band 7 - Middle CH QPSK-20



LTE band 7 - Middle CH 16QAM-20



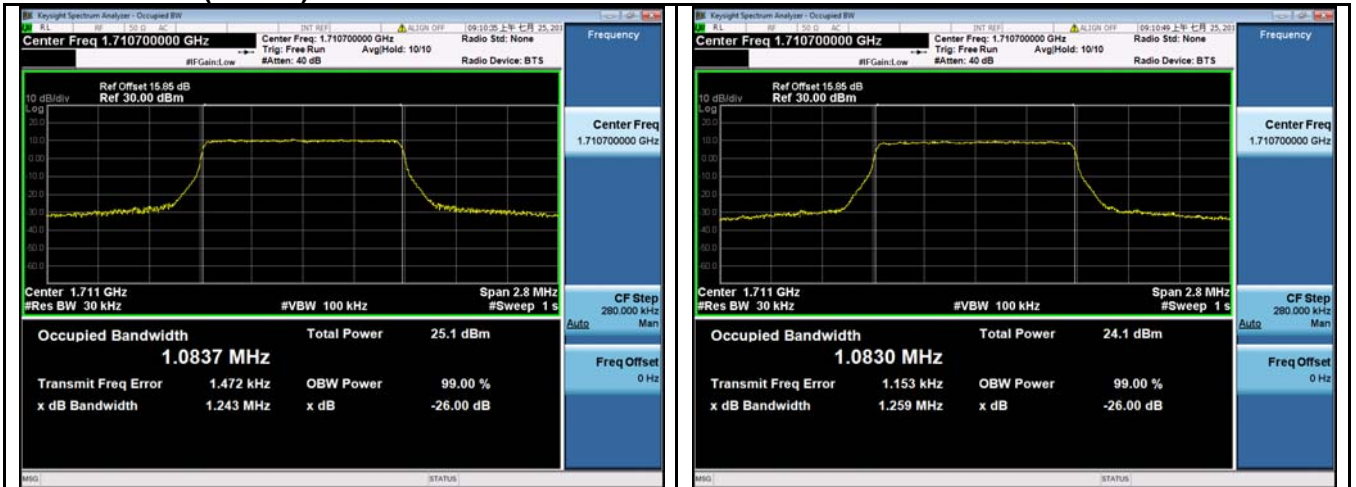
LTE band 7 - High CH QPSK-20



LTE band 7 - High CH 16QAM-20

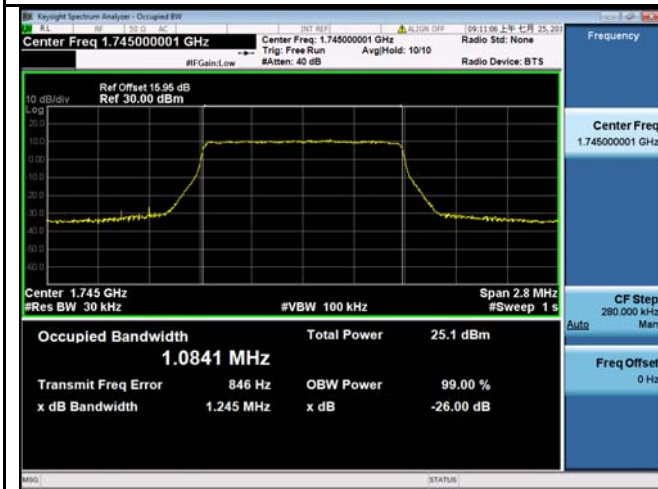


LTE Band 66 (Part 27)



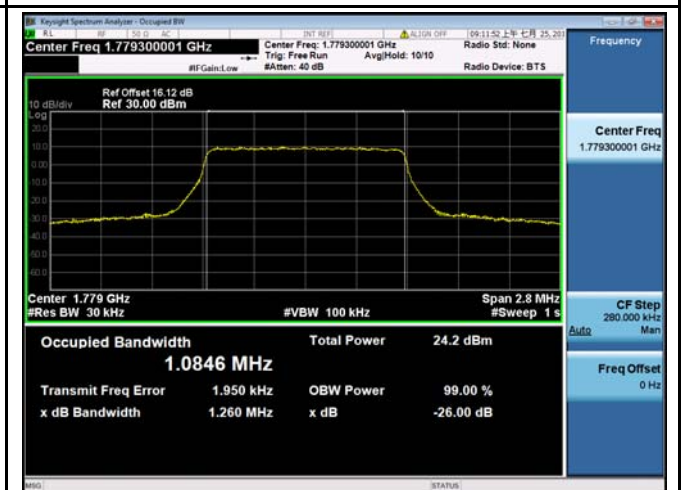
LTE band 66 - Low CH QPSK-1.4

LTE band 66 - Low CH 16QAM-1.4



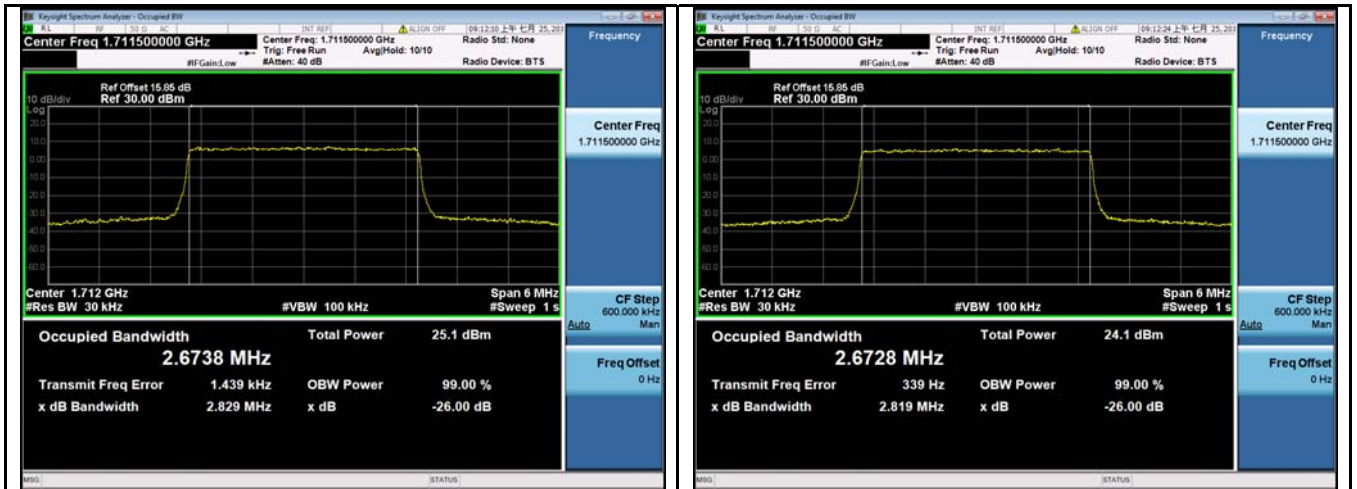
LTE band 66 - Middle CH QPSK-1.4

LTE band 66 - Middle CH 16QAM-1.4



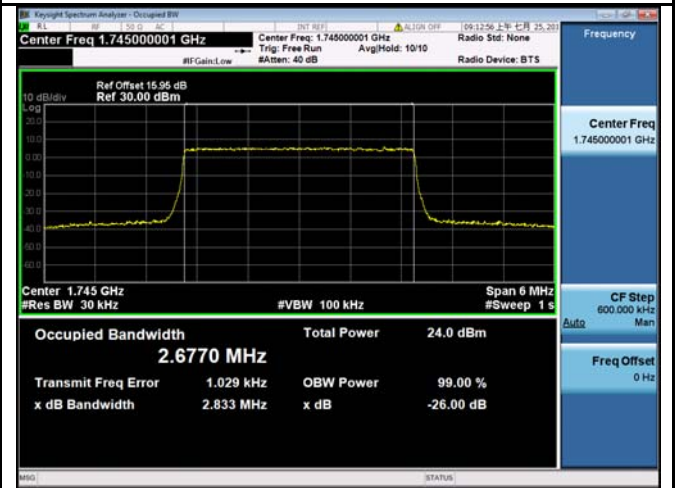
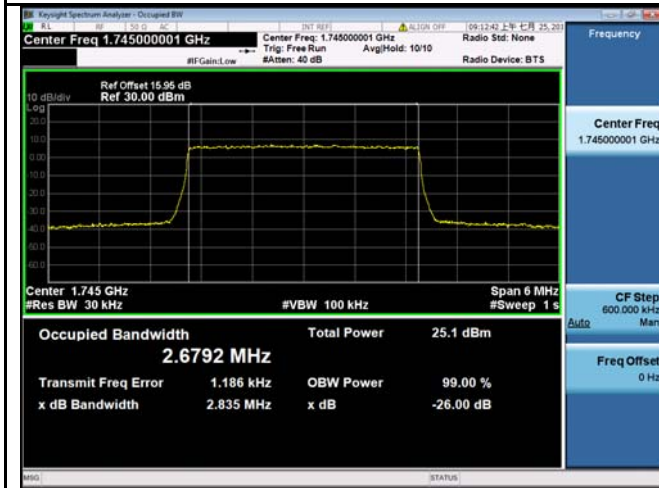
LTE band 66 - High CH QPSK-1.4

LTE band 66 - High CH 16QAM-1.4



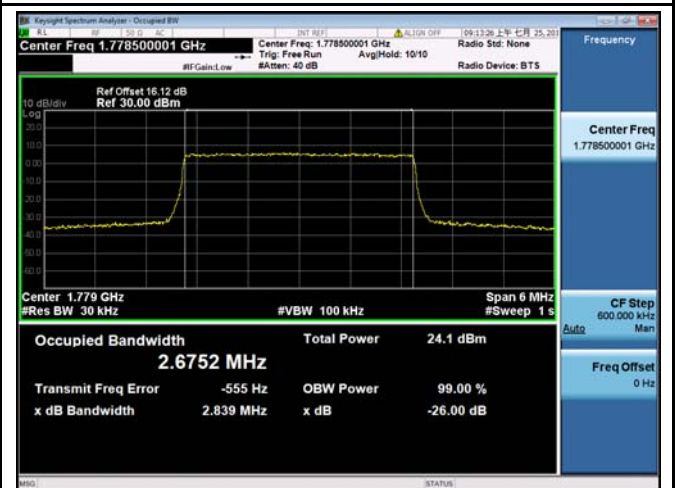
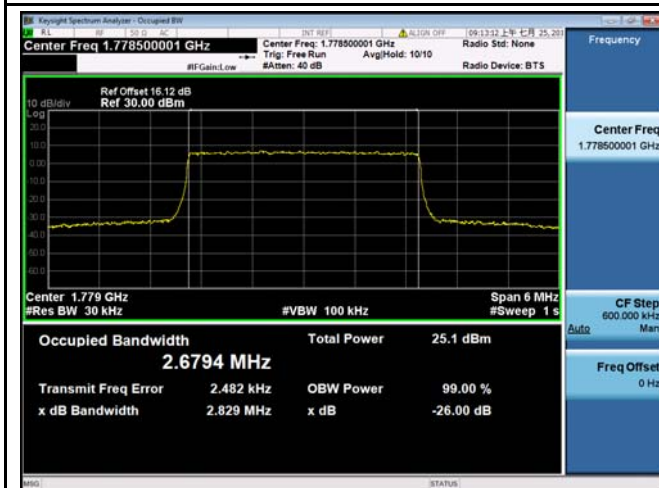
LTE band 66 - Low CH QPSK-3

LTE band 66 - Low CH 16QAM-3



LTE band 66 - Middle CH QPSK-3

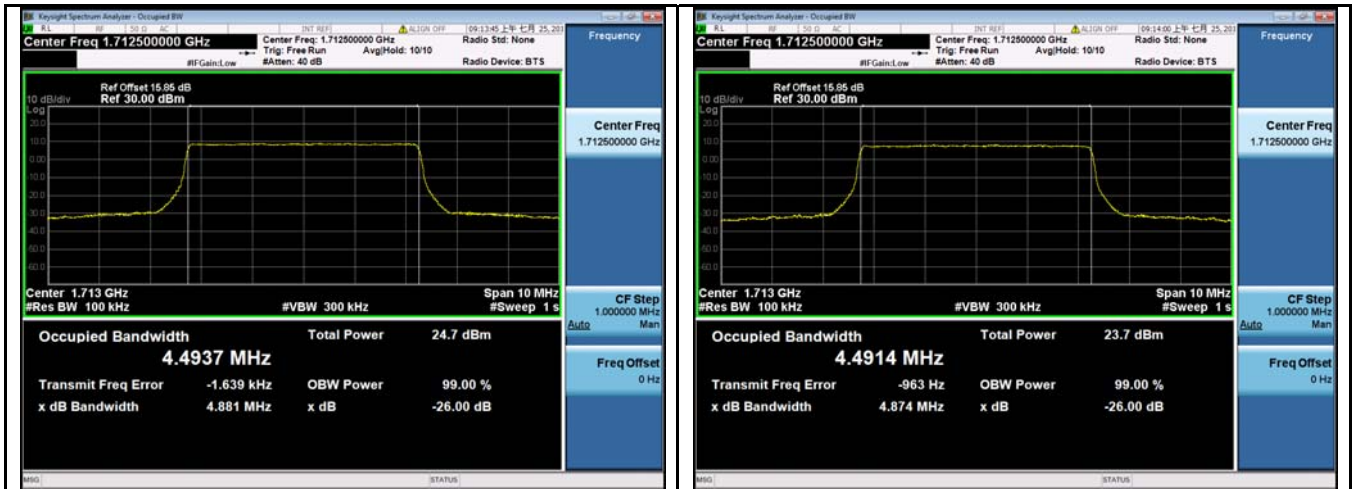
LTE band 66 - Middle CH 16QAM-3



LTE band 66 - High CH QPSK-3

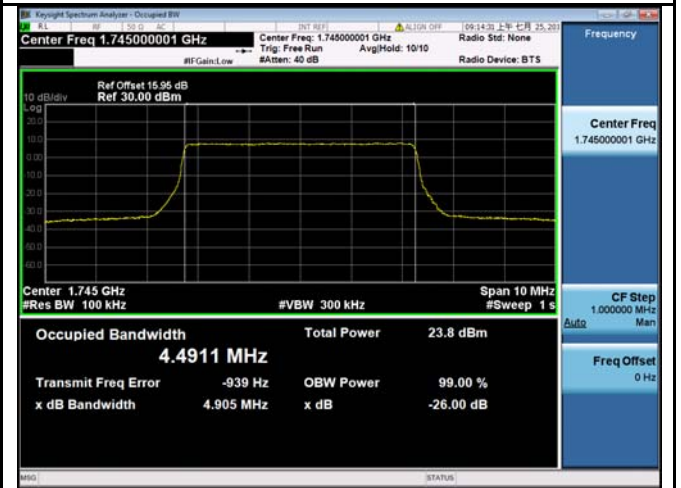
LTE band 66 - High CH 16QAM-3





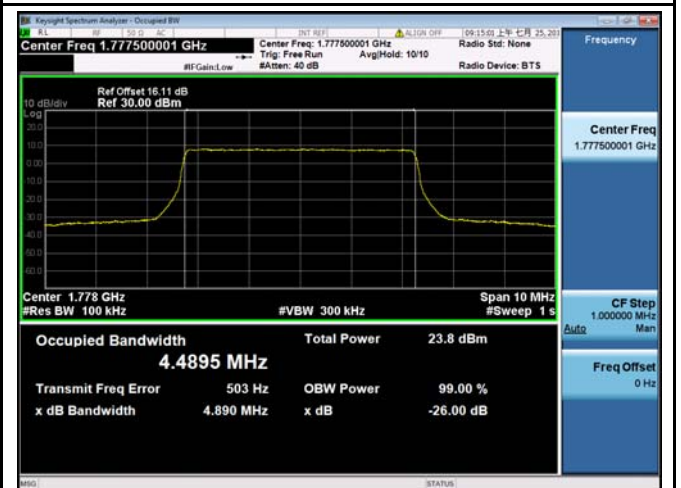
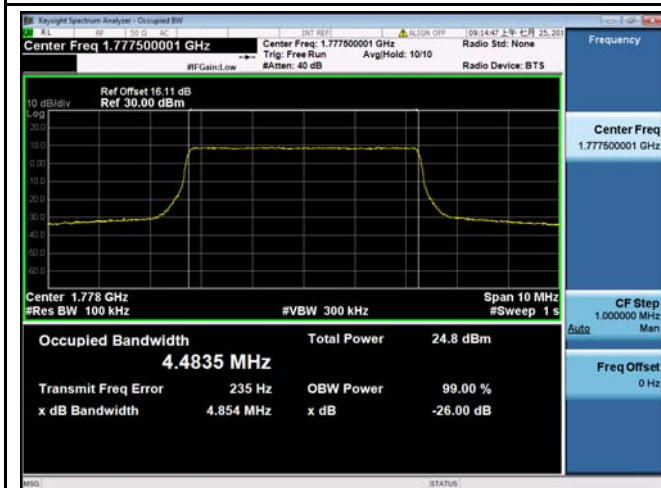
LTE band 66 - Low CH QPSK-5

LTE band 66 - Low CH 16QAM-5



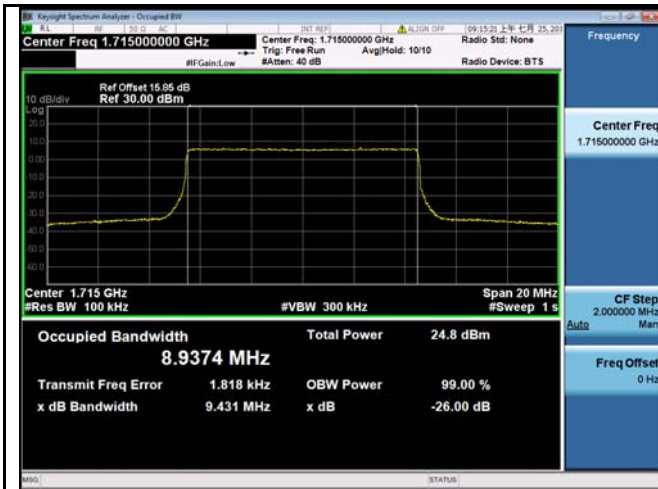
LTE band 66 - Middle CH QPSK-5

LTE band 66 - Middle CH 16QAM-5



LTE band 66 - High CH QPSK-5

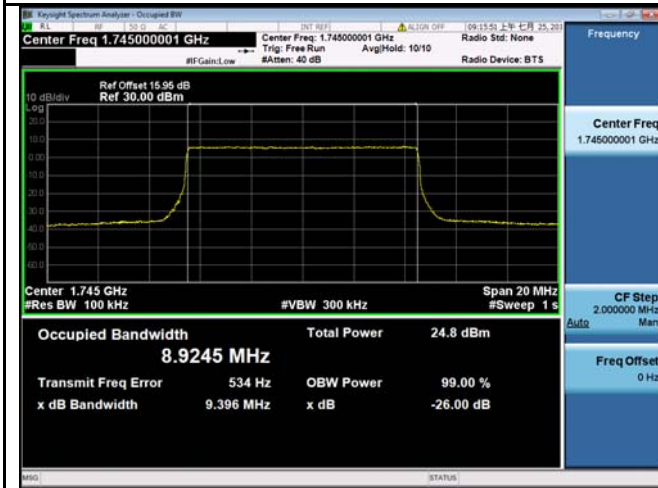
LTE band 66 - High CH 16QAM-5



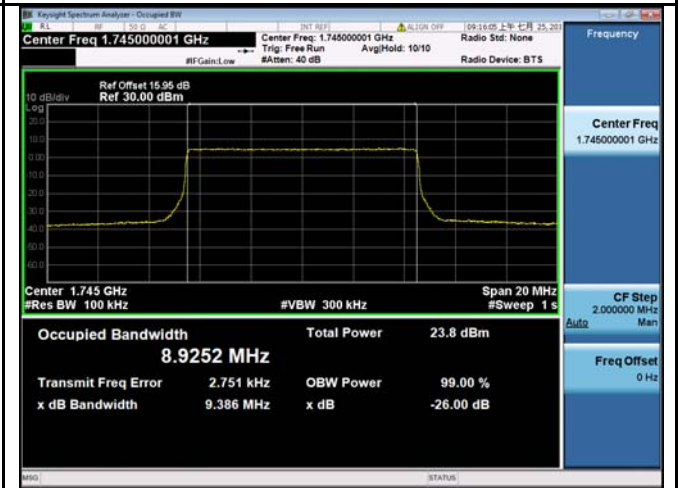
LTE band 66 - Low CH QPSK-10



LTE band 66 - Low CH 16QAM-10



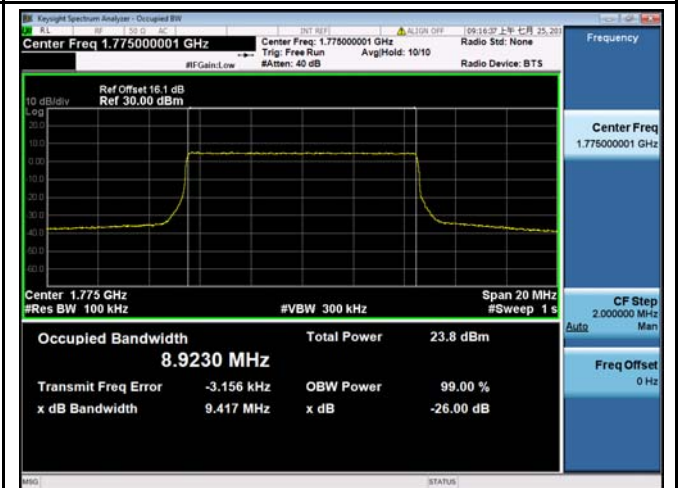
LTE band 66 - Middle CH QPSK-10



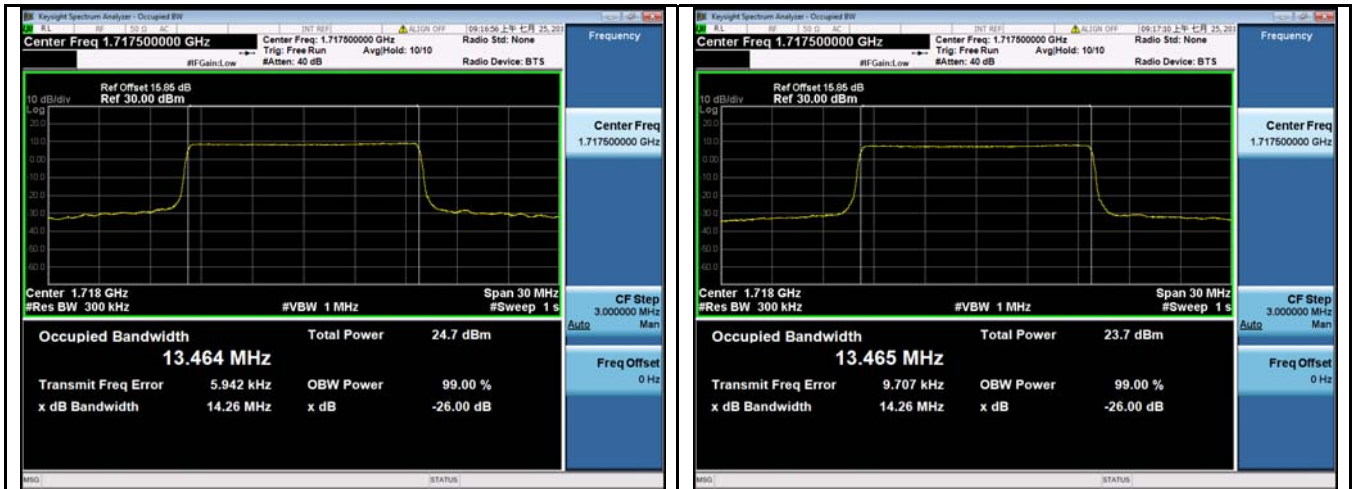
LTE band 66 - Middle CH 16QAM-10



LTE band 66 - High CH QPSK-10

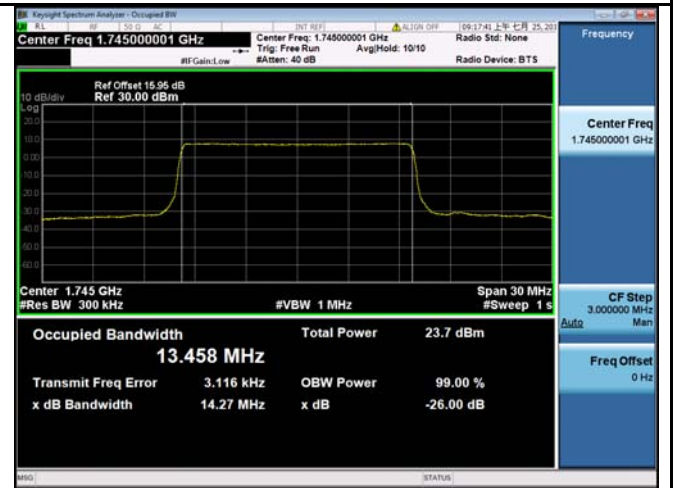
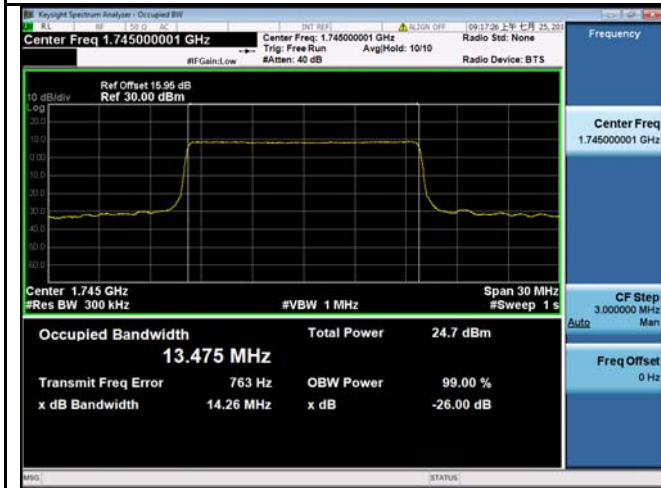


LTE band 66 - High CH 16QAM-10



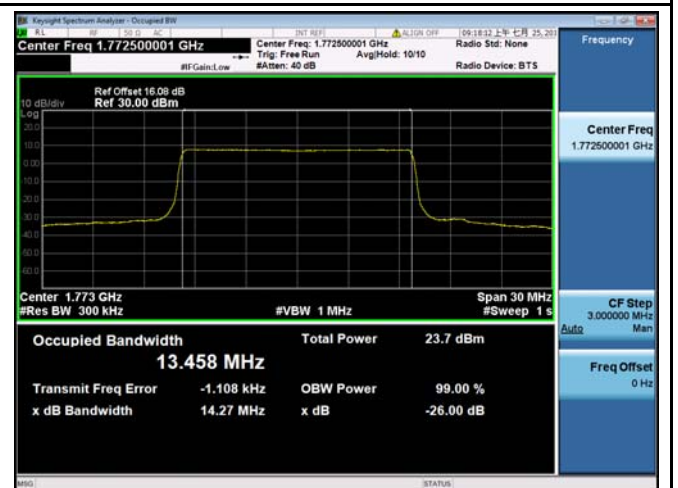
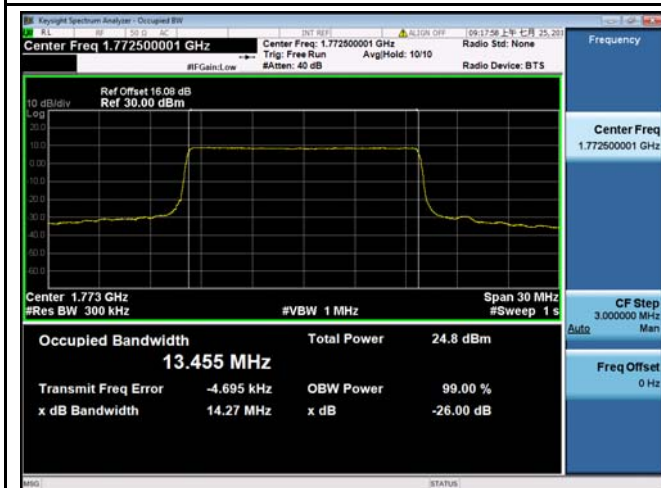
LTE band 66 - Low CH QPSK-15

LTE band 66 - Low CH 16QAM-15



LTE band 66 - Middle CH QPSK-15

LTE band 66 - Middle CH 16QAM-15



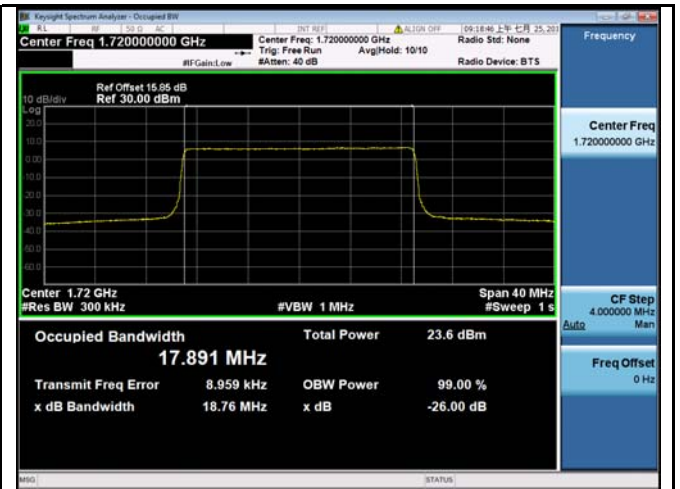
LTE band 66 - High CH QPSK-15

LTE band 66 - High CH 16QAM-15





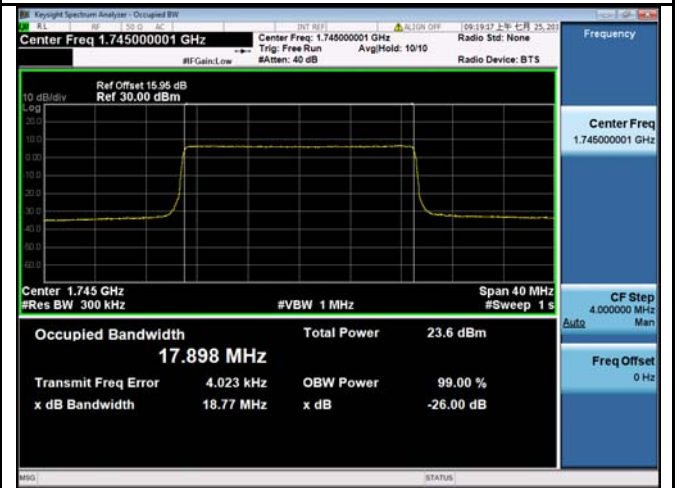
LTE band 66 - Low CH QPSK-20



LTE band 66 - Low CH 16QAM-20



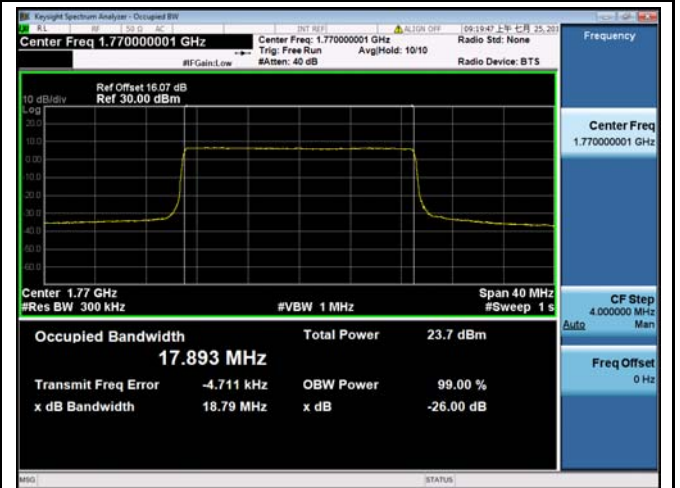
LTE band 66 - Middle CH QPSK-20



LTE band 66 - Middle CH 16QAM-20



LTE band 66 - High CH QPSK-20



LTE band 66 - High CH 16QAM-20

## 10 SPURIOUS EMISSIONS AT ANTENNA TERMINALS

Test Requirement:	FCC Part 2.1051, 24.238(a), 27.53(h), 27.53(m)(4); 90.691
Test Method:	ANSI C63.26:2015 ANSI/TIA-603-E:2016
Test Mode:	TX transmitting

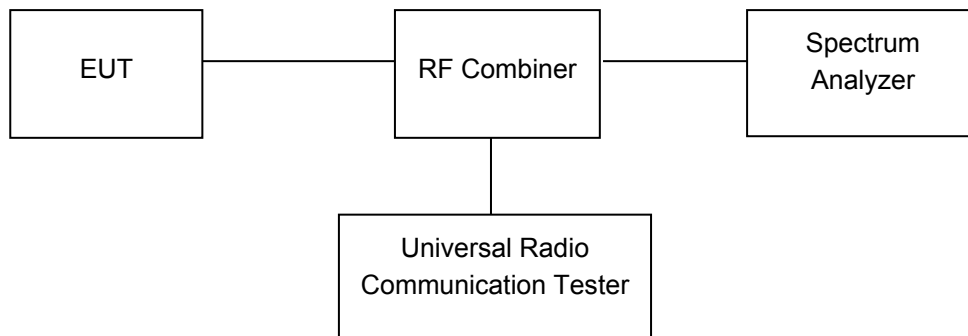
### 10.1 EUT Operation

Operating Environment :

Temperature:	23.5 °C
Humidity:	52.1 % RH
Atmospheric Pressure:	101.3kPa

### 10.2 Test Procedure

The RF output of the transceiver was connected to a spectrum analyzer and simulator through appropriate attenuation. The resolution bandwidth of the spectrum analyzer was set at 1MHz. Sufficient scans were taken to show any out of band emissions up to 10th harmonics.



### 10.3 Test Result

PASS

#### LTE Band

Please refer to the Appendix Band 2/4/7/66 LTE Transmitter Spurious Emissions.

## 11 SPURIOUS RADIATED EMISSIONS

Test Requirement: FCC Part 2.1053, 24.238, 27.53(h), 27.53(m)(4); 90.691

Test Method: ANSI C63.26:2015  
ANSI/TIA-603-E:2016

Test Mode: TX transmitting

### 11.1 EUT Operation

Operating Environment :

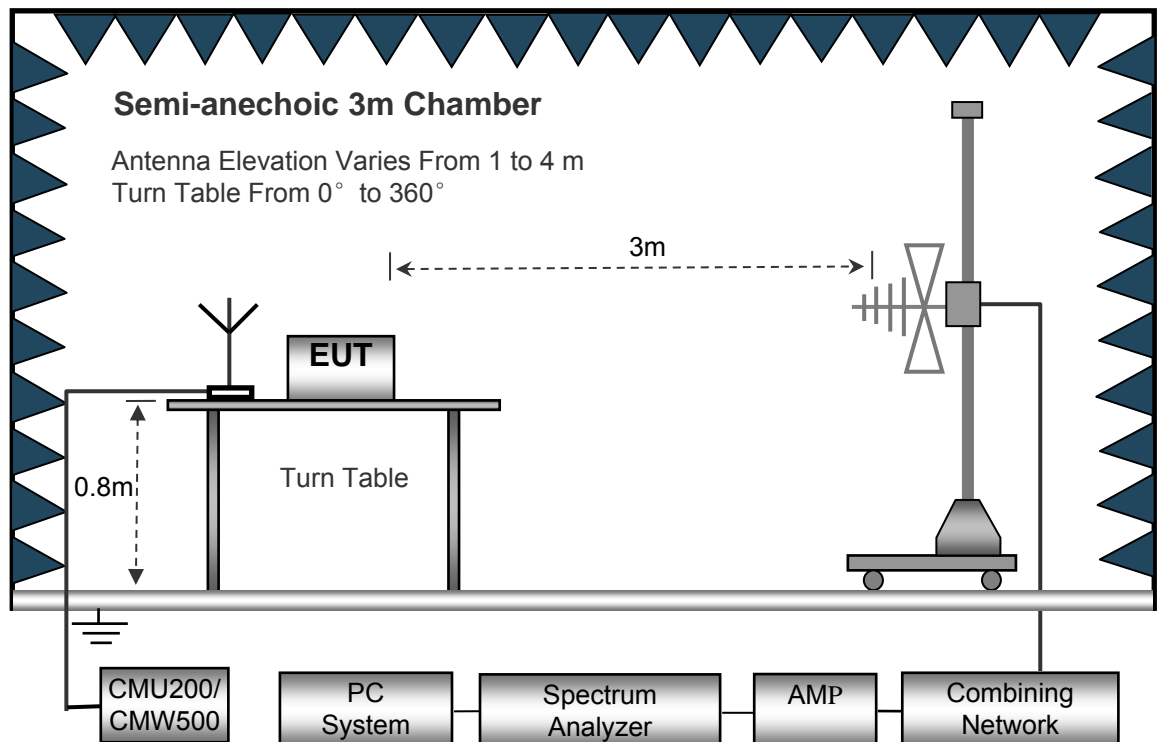
Temperature: 23.5 °C

Humidity: 52.1 % RH

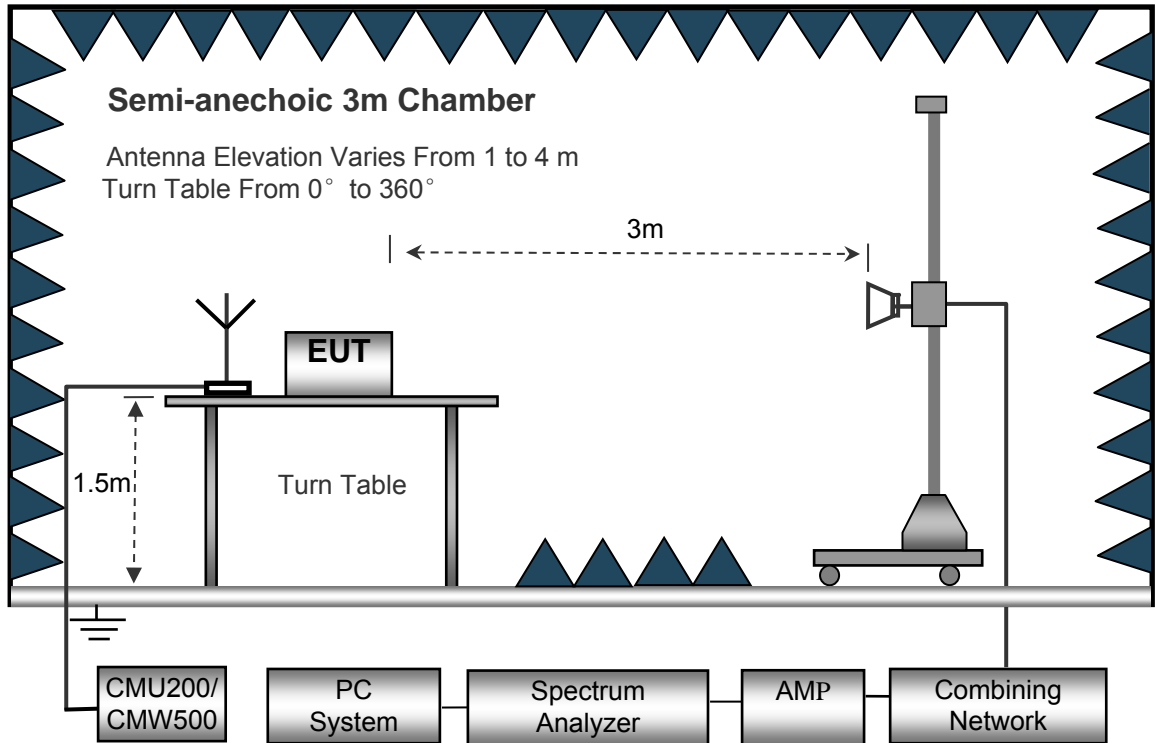
Atmospheric Pressure: 101.2kPa

### 11.2 Test Setup

The radiated emission tests were performed in the 3m Semi- Anechoic Chamber test site. The test setup for emission measurement from 30 MHz to 1 GHz.



The test setup for emission measurement above 1 GHz.



### 11.3 Spectrum Analyzer Setup

30MHz ~ 1GHz

Sweep Speed ..... Auto  
 Detector ..... PK  
 Resolution Bandwidth..... 100kHz  
 Video Bandwidth..... 300kHz

Above 1GHz

Sweep Speed ..... Auto  
 Detector ..... PK  
 Resolution Bandwidth..... 1MHz  
 Video Bandwidth..... 3MHz  
 Detector ..... Ave.  
 Resolution Bandwidth..... 1MHz  
 Video Bandwidth..... 10Hz

## 11.4 Test Procedure

1. The EUT is placed on a turntable, which is 0.8m for below 1GHz and 1.5m for above 1GHz above ground plane.
2. The turntable shall be rotated for 360 degrees to determine the position of maximum emission level.
3. EUT is set 3m away from the receiving antenna, which is moved from 1m to 4m to find out the maximum emissions. The spectrum was investigated from 30MHz up to the tenth harmonic of the highest fundamental frequency.
4. Maximum procedure was performed on the six highest emissions to ensure EUT compliance.
5. And also, each emission was to be maximized by changing the polarization of receiving antenna both horizontal and vertical.
6. The radiation measurements are tested under 3-axes(X,Y,Z) position(X denotes lying on the table, Y denotes side stand and Z denotes vertical stand), After pre-test, It was found that the worse radiation emission was get at the Z position. So the data shown was the Z position only.
7. Remove the EUT and replace it with substitution antenna. A signal generator was connected to the substitution antenna by a non-radiating cable. The absolute levels of the spurious emissions were measured by the substitution.  
Spurious emissions in dB =  $10 \lg(\text{TXpwr in Watts}/0.001)$  – the absolute level  
Spurious attenuation limit in dB =  $43 + 10 \text{Log}_{10}(\text{power out in Watts})$
8. Repeat above procedures until the measurements for all frequencies are completed.



## 11.5 Summary of Test Results

Remark: Test performed from 30MHz to 10<sup>th</sup> harmonics with low/middle/high channels, only the worst data were recorded.

### LTE Band 2

Frequency	Receiver Reading	Turn table Angle	RX Antenna		Substituted			Absolute Level	Result	
			Height	Polar	SG Level	Cable	Antenna Gain		Limit	Margin
(MHz)	(dB $\mu$ V)	Degree	(m)	(H/V)	(dBm)	(dB)	(dB)	(dBm)	(dBm)	(dB)
LTE BAND 2 Channel 18607										
216.37	46.97	177	1.7	H	-63.54	0.15	0.00	-63.69	-13.00	-50.69
216.37	37.84	296	1.1	V	-69.75	0.15	0.00	-69.90	-13.00	-56.90
3701.40	65.95	58	1.7	H	-45.59	2.37	12.50	-35.46	-13.00	-22.46
3701.40	59.98	144	1.5	V	-49.83	2.37	12.50	-39.70	-13.00	-26.70
5552.10	53.58	172	1.1	H	-56.03	2.86	12.90	-45.99	-13.00	-32.99
5552.10	44.73	360	1.5	V	-64.15	2.86	12.90	-54.11	-13.00	-41.11
LTE BAND 2 Channel 18900										
216.37	47.10	105	1.9	H	-63.41	0.15	0.00	-63.56	-13.00	-50.56
216.37	38.55	344	1.8	V	-69.04	0.15	0.00	-69.19	-13.00	-56.19
3760.00	58.53	182	1.3	H	-53.01	2.37	12.50	-42.88	-13.00	-29.88
3760.00	53.43	300	1.2	V	-56.38	2.37	12.50	-46.25	-13.00	-33.25
5640.00	46.10	7	2.0	H	-63.51	2.86	12.90	-53.47	-13.00	-40.47
5640.00	37.40	33	1.6	V	-71.48	2.86	12.90	-61.44	-13.00	-48.44
LTE BAND 2 Channel 19193										
216.37	46.55	115	1.4	H	-63.96	0.15	0.00	-64.11	-13.00	-51.11
216.37	37.74	247	1.8	V	-69.85	0.15	0.00	-70.00	-13.00	-57.00
3818.60	51.58	141	1.8	H	-59.27	2.37	12.60	-49.04	-13.00	-36.04
3818.60	47.15	28	2.0	V	-62.16	2.37	12.60	-51.93	-13.00	-38.93
5727.90	38.80	343	1.9	H	-70.55	2.86	12.90	-60.51	-13.00	-47.51
5727.90	29.87	87	1.6	V	-78.63	2.86	12.90	-68.59	-13.00	-55.59

## LTE Band 4

Frequency	Receiver Reading	Turn table Angle	RX Antenna		Substituted			Absolute Level	Result	
			Height	Polar	SG Level	Cable	Antenna Gain		Limit	Margin
(MHz)	(dBμV)	Degree	(m)	(H/V)	(dBm)	(dB)	(dB)	(dBm)	(dBm)	(dB)
LTE BAND 4 Channel 19957										
223.12	41.32	271	2.2	H	-69.19	0.15	0.00	-69.34	-13.00	-56.34
223.12	30.88	24	1.1	V	-76.71	0.15	0.00	-76.86	-13.00	-63.86
3421.40	65.95	145	1.5	H	-47.10	2.34	12.40	-37.04	-13.00	-24.04
3421.40	59.98	185	1.8	V	-51.17	2.34	12.40	-41.11	-13.00	-28.11
5132.10	53.58	176	1.4	H	-55.83	2.79	12.70	-45.92	-13.00	-32.92
5132.10	44.73	51	1.6	V	-64.04	2.79	12.70	-54.13	-13.00	-41.13
LTE BAND 4 Channel 20175										
223.12	40.77	256	1.2	H	-69.74	0.15	0.00	-69.89	-13.00	-56.89
223.12	30.93	193	1.6	V	-76.66	0.15	0.00	-76.81	-13.00	-63.81
3465.00	59.22	111	1.3	H	-53.83	2.37	12.50	-43.70	-13.00	-30.70
3465.00	53.08	195	1.5	V	-58.07	2.37	12.50	-47.94	-13.00	-34.94
5197.50	47.23	155	1.2	H	-62.18	2.79	12.70	-52.27	-13.00	-39.27
5197.50	37.36	182	1.6	V	-71.41	2.79	12.70	-61.50	-13.00	-48.50
LTE BAND 4 Channel 20393										
223.12	40.28	81	1.3	H	-70.23	0.15	0.00	-70.38	-13.00	-57.38
223.12	31.90	38	1.3	V	-75.69	0.15	0.00	-75.84	-13.00	-62.84
3508.60	52.85	255	2.1	H	-59.79	2.37	12.50	-49.66	-13.00	-36.66
3508.60	45.15	65	1.0	V	-65.58	2.37	12.50	-55.45	-13.00	-42.45
5262.90	40.78	218	1.0	H	-68.80	2.81	12.80	-58.81	-13.00	-45.81
5262.90	29.84	273	1.3	V	-78.96	2.81	12.80	-68.97	-13.00	-55.97

## LTE Band 7

Frequency	Receiver Reading	Turn table Angle	RX Antenna		Substituted			Absolute Level	Result	
			Height	Polar	SG Level	Cable	Antenna Gain		Limit	Margin
(MHz)	(dBμV)	Degree	(m)	(H/V)	(dBm)	(dB)	(dB)	(dBm)	(dBm)	(dB)
LTE BAND 7 Channel 20775										
223.12	39.14	133	1.6	H	-71.37	0.15	0.00	-71.52	-25.00	-46.52
223.12	30.94	166	1.3	V	-76.65	0.15	0.00	-76.80	-25.00	-51.80
5005.00	62.95	158	1.4	H	-46.29	2.79	12.70	-36.38	-25.00	-11.38
5005.00	59.98	303	1.8	V	-48.79	2.79	12.70	-38.88	-25.00	-13.88
7507.50	53.58	41	1.5	H	-52.96	3.12	11.50	-44.58	-25.00	-19.58
7507.50	44.73	97	2.2	V	-60.70	3.12	11.50	-52.32	-25.00	-27.32
LTE BAND 7 Channel 21100										
223.12	38.96	61	1.4	H	-71.55	0.15	0.00	-71.70	-25.00	-46.70
223.12	31.00	156	1.6	V	-76.59	0.15	0.00	-76.74	-25.00	-51.74
5070.00	56.57	287	1.7	H	-52.67	2.37	12.50	-42.54	-25.00	-17.54
5070.00	53.26	236	1.1	V	-55.51	2.37	12.50	-45.38	-25.00	-20.38
7605.00	47.25	1	1.7	H	-59.29	3.12	11.50	-50.91	-25.00	-25.91
7605.00	37.11	95	2.0	V	-68.32	3.12	11.50	-59.94	-25.00	-34.94
LTE BAND 7 Channel 21425										
223.12	38.71	326	1.6	H	-71.80	0.15	0.00	-71.95	-25.00	-46.95
223.12	30.69	248	1.9	V	-76.90	0.15	0.00	-77.05	-25.00	-52.05
5135.00	48.72	36	1.8	H	-60.69	2.37	12.50	-50.56	-25.00	-25.56
5135.00	46.16	268	1.6	V	-62.61	2.37	12.50	-52.48	-25.00	-27.48
7702.50	40.44	67	2.0	H	-64.79	3.12	11.50	-56.41	-25.00	-31.41
7702.50	29.79	316	1.5	V	-75.10	3.12	11.50	-66.72	-25.00	-41.72

## LTE Band 66

Frequency	Receiver Reading	Turn table Angle	RX Antenna		Substituted			Absolute Level	Result	
			Height	Polar	SG Level	Cable	Antenna Gain		Limit	Margin
(MHz)	(dBμV)	Degree	(m)	(H/V)	(dBm)	(dB)	(dB)	(dBm)	(dBm)	(dB)
LTE BAND 66 Channel 131979										
1569.00	31.74	110	1.5	H	-78.77	0.15	0.00	-78.92	-13.00	-65.92
1493.00	0.74	114	1.1	V	-106.85	0.15	0.00	-107.00	-13.00	-94.00
3403.40	65.95	12	1.6	H	-47.10	2.34	12.40	-37.04	-13.00	-24.04
3403.40	59.98	355	1.8	V	-51.17	2.34	12.40	-41.11	-13.00	-28.11
5105.10	53.58	87	2.0	H	-55.83	2.79	12.70	-45.92	-13.00	-32.92
5105.10	44.73	321	1.8	V	-64.04	2.79	12.70	-54.13	-13.00	-41.13
LTE BAND 66 Channel 132321										
1569.00	30.82	74	1.2	H	-79.69	0.15	0.00	-79.84	-13.00	-66.84
1493.00	0.93	147	1.7	V	-106.66	0.15	0.00	-106.81	-13.00	-93.81
3489.80	59.95	290	1.2	H	-53.10	2.37	12.50	-42.97	-13.00	-29.97
3489.80	52.02	85	2.0	V	-59.13	2.37	12.50	-49.00	-13.00	-36.00
5234.70	46.60	270	1.6	H	-62.81	2.79	12.70	-52.90	-13.00	-39.90
5234.70	38.62	109	1.7	V	-70.15	2.79	12.70	-60.24	-13.00	-47.24
LTE BAND 66 Channel 132664										
1569.00	30.01	44	1.9	H	-80.50	0.15	0.00	-80.65	-13.00	-67.65
1493.00	1.21	332	2.1	V	-106.38	0.15	0.00	-106.53	-13.00	-93.53
3558.40	53.17	310	1.2	H	-59.47	2.37	12.50	-49.34	-13.00	-36.34
3558.40	45.57	265	1.3	V	-65.16	2.37	12.50	-55.03	-13.00	-42.03
5337.60	38.84	233	1.4	H	-70.74	2.81	12.80	-60.75	-13.00	-47.75
5337.60	31.57	132	1.2	V	-77.23	2.81	12.80	-67.24	-13.00	-54.24

Note: 1) Absolute Level = SG Level - Cable loss + Antenna Gain

2) Margin = Absolute Level - Limit

## 12 Band Edge Measurement

Test Requirement:	FCC Part 2.1051, 24.238(a), 27.53(h), 27.53(m)(4); 90.691
Test Method:	ANSI C63.26:2015 ANSI/TIA-603-E:2016
Test Mode:	TX transmitting

### 12.1 EUT Operation

Operating Environment :

Temperature:	23.5 °C
Humidity:	52.3 % RH
Atmospheric Pressure:	101.3kPa

### 12.2 Test Procedure

The RF output of the transmitter was connected to the input of the spectrum analyzer through sufficient attenuation.

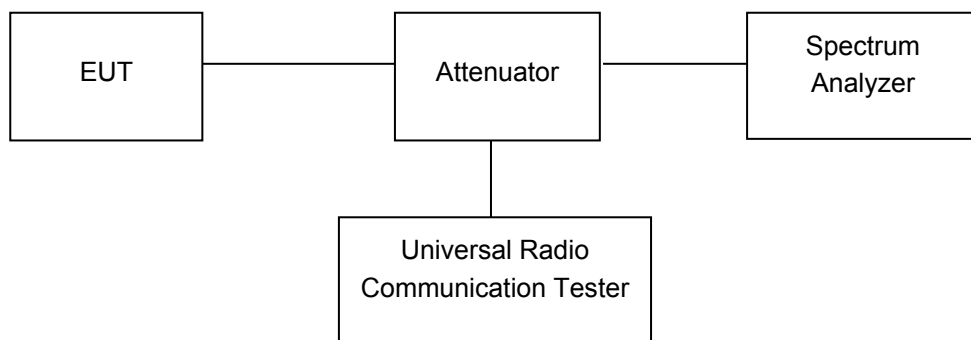
According to FCC Part 22.917(a), the power of any emissions outside of the authorized operating frequency ranges must be attenuated below the TX transmitting power (P) by a factor of at least  $43 + 10 \log(P)$  dB.

According to FCC Part 24.238(a), the power of any emissions outside of the authorized operating frequency ranges must be attenuated below the TX transmitting power (P) by a factor of at least  $43 + 10 \log(P)$  dB.

According to FCC Part 27.53(h), Except as otherwise specified below, for operations in the 1695-1710 MHz, 1710-1755 MHz, 1755-1780 MHz, 1915-1920 MHz, 1995-2000 MHz, 2000-2020 MHz, 2110-2155 MHz, 2155-2180 MHz, and 2180-2200 bands, the power of any emission outside a licensee's frequency block shall be attenuated below the transmitter power (P) in watts by at least  $43 + 10 \log_{10}(P)$  dB.

According to FCC Part 27.53(m)(4), For mobile digital stations, the attenuation factor shall be not less than  $40 + 10 \log(P)$  dB on all frequencies between the channel edge and 5 megahertz from the channel edge,  $43 + 10 \log(P)$  dB on all frequencies between 5 megahertz and X megahertz from the channel edge, and  $55 + 10 \log(P)$  dB on all frequencies more than X megahertz from the channel edge, where X is the greater of 6 megahertz or the actual emission bandwidth as defined in paragraph (m)(6) of this section. In addition, the attenuation factor shall not be less than  $43 + 10 \log(P)$  dB on all frequencies between 2490.5 MHz and 2496 MHz and  $55 + 10 \log(P)$  dB at or below 2490.5 MHz. Mobile Satellite Service licensees operating on frequencies below 2495 MHz may also submit a documented interference complaint against BRS licensees operating on channel BRS Channel 1 on the same terms and conditions as adjacent channel BRS or EBS licensees.

The center of the spectrum analyzer was set to block edge frequency  
Waltek Testing Group Co., Ltd.  
<http://www.waltek.com.cn>



### 12.3 Test Result

PASS

#### LTE Band

Please refer to the Appendix Band 2/4/7/66 LTE Band Edge.

## 13 FREQUENCY STABILITY

Test Requirement:	FCC Part 2.1055, 24.235, 27.5(h),27.54; 90.691
Test Method:	ANSI C63.26:2015 ANSI/TIA-603-E:2016
Test Mode:	TX transmitting

### 13.1 EUT Operation

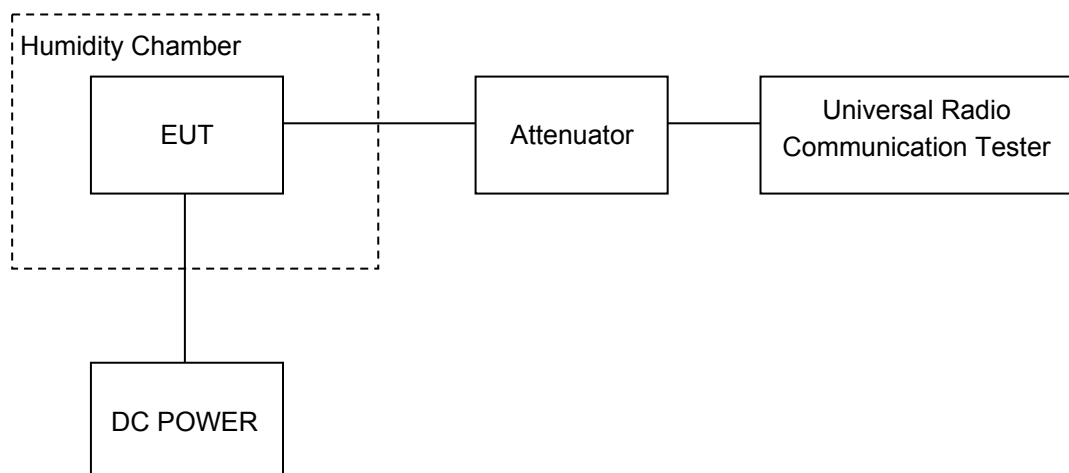
Operating Environment :	
Temperature:	22.9 °C
Humidity:	52.0 % RH
Atmospheric Pressure:	101.3kPa

### 13.2 Test Procedure

Frequency Stability vs. Temperature: The equipment under test was connected to an external DC power supply and the RF output was connected to communication test set via feed-through attenuators. The EUT was placed inside the temperature chamber. The DC leads and RF output cable exited the chamber through an opening made for the purpose.

After the temperature stabilized for approximately 20 minutes, the frequency output was recorded from the communication test set.

Frequency Stability vs. Voltage: For hand carried, battery powered equipment; reduce primary supply voltage to the battery operating end point which shall be specified by the manufacturer.



### 13.3 Test Result

LTE Band 2

Test Frequency:1880.0MHz QPSK 1.4MHz				
Temperature (°C)	Power Supply (VDC)	Frequency Error (Hz)	Frequency Error (ppm)	Limit (ppm)
50	3.8	7	0.0037	2.5
40		9	0.0048	2.5
30		7	0.0037	2.5
20		1	0.0005	2.5
10		-4	-0.0021	2.5
0		0	0.0000	2.5
-10		0	0.0000	2.5
-20		8	0.0043	2.5
-30		8	0.0043	2.5
20		3.3	-6	-0.0032
20	4.2	-1	-0.0005	2.5

T Test Frequency:1880.0MHz 16QAM 1.4MHz				
Temperature (°C)	Power Supply (VDC)	Frequency Error (Hz)	Frequency Error (ppm)	Limit (ppm)
50	3.8	5	0.0027	2.5
40		-1	-0.0005	2.5
30		-7	-0.0037	2.5
20		1	0.0005	2.5
10		6	0.0032	2.5
0		-7	-0.0037	2.5
-10		9	0.0048	2.5
-20		5	0.0027	2.5
-30		-7	-0.0037	2.5
20		3.3	3	0.0016
20	4.2	9	0.0048	2.5



## LTE Band 2

Test Frequency:1880.0MHz QPSK 3MHz				
Temperature (°C)	Power Supply (VDC)	Frequency Error (Hz)	Frequency Error (ppm)	Limit (ppm)
50	3.8	7	0.0037	2.5
40		-4	-0.0021	2.5
30		7	0.0037	2.5
20		2	0.0011	2.5
10		5	0.0027	2.5
0		-1	-0.0005	2.5
-10		1	0.0005	2.5
-20		9	0.0048	2.5
-30		1	0.0005	2.5
20		3.3	11	0.0059
20	4.2	-7	-0.0037	2.5

Test Frequency:1880.0MHz 16QAM 3MHz				
Temperature (°C)	Power Supply (VDC)	Frequency Error (Hz)	Frequency Error (ppm)	Limit (ppm)
50	3.8	0	0.0000	2.5
40		1	0.0005	2.5
30		1	0.0005	2.5
20		-1	-0.0005	2.5
10		1	0.0005	2.5
0		2	0.0011	2.5
-10		-6	-0.0032	2.5
-20		-8	-0.0043	2.5
-30		-6	-0.0032	2.5
20		3.3	-6	-0.0032
20	4.2	2	0.0011	2.5

## LTE Band 2

Test Frequency:1880.0MHz QPSK 5MHz				
Temperature (°C)	Power Supply (VDC)	Frequency Error (Hz)	Frequency Error (ppm)	Limit (ppm)
50	3.8	-11	-0.0059	2.5
40		-11	-0.0059	2.5
30		-7	-0.0037	2.5
20		-2	-0.0011	2.5
10		-4	-0.0021	2.5
0		-5	-0.0027	2.5
-10		-5	-0.0027	2.5
-20		-6	-0.0032	2.5
-30		-3	-0.0016	2.5
20		3.3	-4	-0.0021
20	4.2	4	0.0021	2.5

Test Frequency:1880.0MHz 16QAM 5MHz				
Temperature (°C)	Power Supply (VDC)	Frequency Error (Hz)	Frequency Error (ppm)	Limit (ppm)
50	3.8	4	0.0021	2.5
40		-2	-0.0011	2.5
30		-5	-0.0027	2.5
20		-3	-0.0016	2.5
10		-1	-0.0005	2.5
0		-4	-0.0021	2.5
-10		5	0.0027	2.5
-20		-1	-0.0005	2.5
-30		2	0.0011	2.5
20		3.3	-4	-0.0021
20	4.2	2	0.0011	2.5

## LTE Band 2

Test Frequency:1880.0MHz QPSK 10MHz				
Temperature (°C)	Power Supply (VDC)	Frequency Error (Hz)	Frequency Error (ppm)	Limit (ppm)
50	3.8	7	0.0037	2.5
40		4	0.0021	2.5
30		7	0.0037	2.5
20		4	0.0021	2.5
10		2	0.0011	2.5
0		11	0.0059	2.5
-10		2	0.0011	2.5
-20		8	0.0043	2.5
-30		11	0.0059	2.5
20		3.3	0	0.0000
20	4.2	13	0.0069	2.5

Test Frequency:1880.0MHz 16QAM 10MHz				
Temperature (°C)	Power Supply (VDC)	Frequency Error (Hz)	Frequency Error (ppm)	Limit (ppm)
50	3.8	7	0.0037	2.5
40		13	0.0069	2.5
30		1	0.0005	2.5
20		5	0.0027	2.5
10		1	0.0005	2.5
0		8	0.0043	2.5
-10		1	0.0005	2.5
-20		-4	-0.0021	2.5
-30		4	0.0021	2.5
20		3.3	3	0.0016
20	4.2	-4	-0.0021	2.5

## LTE Band 2

Test Frequency:1880.0MHz QPSK 15MHz				
Temperature (°C)	Power Supply (VDC)	Frequency Error (Hz)	Frequency Error (ppm)	Limit (ppm)
50	3.8	-5	-0.0027	2.5
40		4	0.0021	2.5
30		5	0.0027	2.5
20		1	0.0005	2.5
10		7	0.0037	2.5
0		-7	-0.0037	2.5
-10		-2	-0.0011	2.5
-20		4	0.0021	2.5
-30		5	0.0027	2.5
20		3.3	-6	-0.0032
20	4.2	-6	-0.0032	2.5

Test Frequency:1880.0MHz 16QAM 15MHz				
Temperature (°C)	Power Supply (VDC)	Frequency Error (Hz)	Frequency Error (ppm)	Limit (ppm)
50	3.8	15	0.0080	2.5
40		3	0.0016	2.5
30		10	0.0053	2.5
20		6	0.0032	2.5
10		2	0.0011	2.5
0		1	0.0005	2.5
-10		12	0.0064	2.5
-20		9	0.0048	2.5
-30		0	0.0000	2.5
20		3.3	9	0.0048
20	4.2	6	0.0032	2.5

## LTE Band 2

Test Frequency:1880.0MHz QPSK 20MHz				
Temperature (°C)	Power Supply (VDC)	Frequency Error (Hz)	Frequency Error (ppm)	Limit (ppm)
50	3.8	-7	-0.0037	2.5
40		-1	-0.0005	2.5
30		-8	-0.0043	2.5
20		-6	-0.0032	2.5
10		-14	-0.0074	2.5
0		1	0.0005	2.5
-10		-11	-0.0059	2.5
-20		-11	-0.0059	2.5
-30		-5	-0.0027	2.5
20		3.3	-9	-0.0048
20	4.2	-8	-0.0043	2.5

Test Frequency:1880.0MHz 16QAM 20MHz				
Temperature (°C)	Power Supply (VDC)	Frequency Error (Hz)	Frequency Error (ppm)	Limit (ppm)
50	3.8	-12	-0.0064	2.5
40		0	0.0000	2.5
30		-8	-0.0043	2.5
20		-7	-0.0037	2.5
10		-8	-0.0043	2.5
0		-11	-0.0059	2.5
-10		-9	-0.0048	2.5
-20		1	0.0005	2.5
-30		-1	-0.0005	2.5
20		3.3	-6	-0.0032
20	4.2	-6	-0.0032	2.5

## LTE Band 4

Test Frequency:1732.5MHz QPSK 1.4MHz				
Temperature (°C)	Power Supply (VDC)	Frequency Error (Hz)	Frequency Error (ppm)	Limit (ppm)
50	3.8	8	0.0046	2.5
40		10	0.0058	2.5
30		15	0.0087	2.5
20		7	0.0040	2.5
10		1	0.0006	2.5
0		4	0.0023	2.5
-10		4	0.0023	2.5
-20		12	0.0069	2.5
-30		4	0.0023	2.5
20		3.42	3	0.0017
20	4.18	4	0.0023	2.5

Test Frequency:1732.5MHz 16QAM 1.4MHz				
Temperature (°C)	Power Supply (VDC)	Frequency Error (Hz)	Frequency Error (ppm)	Limit (ppm)
50	3.8	4	0.0023	2.5
40		3	0.0017	2.5
30		6	0.0035	2.5
20		9	0.0052	2.5
10		8	0.0046	2.5
0		1	0.0006	2.5
-10		3	0.0017	2.5
-20		15	0.0087	2.5
-30		4	0.0023	2.5
20		3.42	11	0.0063
20	4.18	6	0.0035	2.5

## LTE Band 4

Test Frequency:1732.5MHz QPSK 3MHz				
Temperature (°C)	Power Supply (VDC)	Frequency Error (Hz)	Frequency Error (ppm)	Limit (ppm)
50	3.8	-1	-0.0006	2.5
40		12	0.0069	2.5
30		1	0.0006	2.5
20		7	0.0040	2.5
10		4	0.0023	2.5
0		11	0.0063	2.5
-10		13	0.0075	2.5
-20		13	0.0075	2.5
-30		5	0.0029	2.5
20		3.42	3	0.0017
20	4.18	7	0.0040	2.5

Test Frequency:1732.5MHz 16QAM 3MHz				
Temperature (°C)	Power Supply (VDC)	Frequency Error (Hz)	Frequency Error (ppm)	Limit (ppm)
50	3.8	10	0.0058	2.5
40		1	0.0006	2.5
30		6	0.0035	2.5
20		6	0.0035	2.5
10		12	0.0069	2.5
0		4	0.0023	2.5
-10		8	0.0046	2.5
-20		3	0.0017	2.5
-30		6	0.0035	2.5
20		3.42	13	0.0075
20	4.18	-1	-0.0006	2.5

## LTE Band 4

Test Frequency:1732.5MHz QPSK 5MHz				
Temperature (°C)	Power Supply (VDC)	Frequency Error (Hz)	Frequency Error (ppm)	Limit (ppm)
50	3.8	(Hz)	(ppm)	(ppm)
40		9	0.0052	2.5
30		5	0.0029	2.5
20		-4	-0.0023	2.5
10		3	0.0017	2.5
0		3	0.0017	2.5
-10		-5	-0.0029	2.5
-20		-2	-0.0012	2.5
-30		6	0.0035	2.5
20		3.42	-3	-0.0017
20	4.18	12	0.0069	2.5

Test Frequency:1732.5MHz 16QAM 5MHz				
Temperature (°C)	Power Supply (VDC)	Frequency Error (Hz)	Frequency Error (ppm)	Limit (ppm)
50	3.8	-4	-0.0023	2.5
40		12	0.0069	2.5
30		7	0.0040	2.5
20		5	0.0029	2.5
10		6	0.0035	2.5
0		5	0.0029	2.5
-10		-4	-0.0023	2.5
-20		12	0.0069	2.5
-30		5	0.0029	2.5
20		3.42	-1	-0.0006
20	4.18	2	0.0012	2.5



## LTE Band 4

Test Frequency:1732.5MHz QPSK 10MHz				
Temperature (°C)	Power Supply (VDC)	Frequency Error (Hz)	Frequency Error (ppm)	Limit (ppm)
50	3.8	5	0.0029	2.5
40		-3	-0.0017	2.5
30		7	0.0040	2.5
20		4	0.0023	2.5
10		7	0.0040	2.5
0		4	0.0023	2.5
-10		-1	-0.0006	2.5
-20		10	0.0058	2.5
-30		-1	-0.0006	2.5
20		3.42	12	0.0069
20	4.18	0	0.0000	2.5

Test Frequency:1732.5MHz 16QAM 10MHz				
Temperature (°C)	Power Supply (VDC)	Frequency Error (Hz)	Frequency Error (ppm)	Limit (ppm)
50	3.8	-2	-0.0012	2.5
40		2	0.0012	2.5
30		10	0.0058	2.5
20		3	0.0017	2.5
10		6	0.0035	2.5
0		-1	-0.0006	2.5
-10		12	0.0069	2.5
-20		-2	-0.0012	2.5
-30		-5	-0.0029	2.5
20		3.42	8	0.0046
20	4.18	8	0.0046	2.5

## LTE Band 4

Test Frequency:1732.5MHz QPSK 15MHz				
Temperature (°C)	Power Supply (VDC)	Frequency Error (Hz)	Frequency Error (ppm)	Limit (ppm)
50	3.8	-5	-0.0029	2.5
40		-8	-0.0046	2.5
30		8	0.0046	2.5
20		1	0.0006	2.5
10		-3	-0.0017	2.5
0		0	0.0000	2.5
-10		-3	-0.0017	2.5
-20		2	0.0012	2.5
-30		0	0.0000	2.5
20		3.42	10	0.0058
20	4.18	-7	-0.0040	2.5

Test Frequency:1732.5MHz 16QAM 15MHz				
Temperature (°C)	Power Supply (VDC)	Frequency Error (Hz)	Frequency Error (ppm)	Limit (ppm)
50	3.8	3	0.0017	2.5
40		-5	-0.0029	2.5
30		-6	-0.0035	2.5
20		2	0.0012	2.5
10		-3	-0.0017	2.5
0		-1	-0.0006	2.5
-10		3	0.0017	2.5
-20		7	0.0040	2.5
-30		-6	-0.0035	2.5
20		3.42	8	0.0046
20	4.18	9	0.0052	2.5

## LTE Band 4

Test Frequency:1732.5MHz QPSK 20MHz				
Temperature (°C)	Power Supply (VDC)	Frequency Error (Hz)	Frequency Error (ppm)	Limit (ppm)
50	3.8	7	0.0040	2.5
40		4	0.0023	2.5
30		6	0.0035	2.5
20		7	0.0040	2.5
10		6	0.0035	2.5
0		4	0.0023	2.5
-10		2	0.0012	2.5
-20		-1	-0.0006	2.5
-30		11	0.0063	2.5
20		3.42	14	0.0081
20	4.18	14	0.0081	2.5

Test Frequency:1732.5MHz 16QAM 20MHz				
Temperature (°C)	Power Supply (VDC)	Frequency Error (Hz)	Frequency Error (ppm)	Limit (ppm)
50	3.8	5	0.0029	2.5
40		0	0.0000	2.5
30		1	0.0006	2.5
20		8	0.0046	2.5
10		3	0.0017	2.5
0		11	0.0063	2.5
-10		16	0.0092	2.5
-20		1	0.0006	2.5
-30		12	0.0069	2.5
20		3.42	3	0.0017
20	4.18	8	0.0046	2.5

## LTE Band 7

Test Frequency:2535MHz QPSK 5MHz				
Temperature (°C)	Power Supply (VDC)	Frequency Error (Hz)	Frequency Error (ppm)	Limit (ppm)
50	3.8	9	0.0036	2.5
40		7	0.0028	2.5
30		6	0.0024	2.5
20		3	0.0012	2.5
10		5	0.0020	2.5
0		1	0.0004	2.5
-10		10	0.0039	2.5
-20		-1	-0.0004	2.5
-30		6	0.0024	2.5
20		3.42	3	0.0012
20	4.18	6	0.0024	2.5

Test Frequency:2535MHz 16QAM 5MHz				
Temperature (°C)	Power Supply (VDC)	Frequency Error (Hz)	Frequency Error (ppm)	Limit (ppm)
50	3.8	11	0.0043	2.5
40		-1	-0.0004	2.5
30		10	0.0039	2.5
20		4	0.0016	2.5
10		2	0.0008	2.5
0		-4	-0.0016	2.5
-10		12	0.0047	2.5
-20		-3	-0.0012	2.5
-30		13	0.0051	2.5
20		3.42	4	0.0016
20	4.18	2	0.0008	2.5

## LTE Band 7

Test Frequency:2535MHz QPSK 10MHz				
Temperature (°C)	Power Supply (VDC)	Frequency Error (Hz)	Frequency Error (ppm)	Limit (ppm)
50	3.8	(Hz)	(ppm)	(ppm)
40		8	0.0032	2.5
30		-1	-0.0004	2.5
20		9	0.0036	2.5
10		5	0.0020	2.5
0		13	0.0051	2.5
-10		10	0.0039	2.5
-20		10	0.0039	2.5
-30		4	0.0016	2.5
20		3.42	0	0.0000
20	4.18	10	0.0039	2.5

Test Frequency:2535MHz 16QAM 10MHz				
Temperature (°C)	Power Supply (VDC)	Frequency Error (Hz)	Frequency Error (ppm)	Limit (ppm)
50	3.8	3	0.0012	2.5
40		9	0.0036	2.5
30		13	0.0051	2.5
20		8	0.0032	2.5
10		-1	-0.0004	2.5
0		5	0.0020	2.5
-10		9	0.0036	2.5
-20		16	0.0063	2.5
-30		0	0.0000	2.5
20		3.42	4	0.0016
20	4.18	1	0.0004	2.5

## LTE Band 7

Test Frequency:2535MHz QPSK 15MHz				
Temperature (°C)	Power Supply (VDC)	Frequency Error (Hz)	Frequency Error (ppm)	Limit (ppm)
50	3.8	5	0.0020	2.5
40		7	0.0028	2.5
30		12	0.0047	2.5
20		6	0.0024	2.5
10		0	0.0000	2.5
0		5	0.0020	2.5
-10		1	0.0004	2.5
-20		14	0.0055	2.5
-30		4	0.0016	2.5
20		3.42	15	0.0059
20	4.18	-3	-0.0012	2.5

Test Frequency:2535MHz 16QAM 15MHz				
Temperature (°C)	Power Supply (VDC)	Frequency Error (Hz)	Frequency Error (ppm)	Limit (ppm)
50	3.8	5	0.0020	2.5
40		9	0.0036	2.5
30		3	0.0012	2.5
20		8	0.0032	2.5
10		2	0.0008	2.5
0		8	0.0032	2.5
-10		13	0.0051	2.5
-20		14	0.0055	2.5
-30		5	0.0020	2.5
20		3.42	1	0.0004
20	4.18	8	0.0032	2.5

## LTE Band 7

Test Frequency:2535MHz QPSK 20MHz				
Temperature (°C)	Power Supply (VDC)	Frequency Error (Hz)	Frequency Error (ppm)	Limit (ppm)
50	3.8	11	0.0043	2.5
40		-1	-0.0004	2.5
30		-3	-0.0012	2.5
20		4	0.0016	2.5
10		-1	-0.0004	2.5
0		-4	-0.0016	2.5
-10		6	0.0024	2.5
-20		-4	-0.0016	2.5
-30		-4	-0.0016	2.5
20		3.42	-2	-0.0008
20	4.18	1	0.0004	2.5

Test Frequency:2535MHz 16QAM 20MHz				
Temperature (°C)	Power Supply (VDC)	Frequency Error (Hz)	Frequency Error (ppm)	Limit (ppm)
50	3.8	7	0.0028	2.5
40		3	0.0012	2.5
30		10	0.0039	2.5
20		2	0.0008	2.5
10		8	0.0032	2.5
0		6	0.0024	2.5
-10		-3	-0.0012	2.5
-20		5	0.0020	2.5
-30		1	0.0004	2.5
20		3.42	2	0.0008
20	4.18	-3	-0.0012	2.5

## LTE Band 66

Test Frequency:1744.9MHz QPSK 1.4MHz				
Temperature (°C)	Power Supply (VDC)	Frequency Error (Hz)	Frequency Error (ppm)	Limit (ppm)
50	3.8	8	0.0096	2.5
40		4	0.0048	2.5
30		7	0.0084	2.5
20		5	0.0060	2.5
10		7	0.0084	2.5
0		3	0.0036	2.5
-10		-2	-0.0024	2.5
-20		-4	-0.0048	2.5
-30		1	0.0012	2.5
20		3.42	13	0.0155
20	4.18	13	0.0155	2.5

T Test Frequency:1744.9MHz 16QAM 1.4MHz				
Temperature (°C)	Power Supply (VDC)	Frequency Error (Hz)	Frequency Error (ppm)	Limit (ppm)
50	3.8	2	0.0008	2.5
40		-4	-0.0016	2.5
30		-4	-0.0016	2.5
20		1	0.0004	2.5
10		5	0.0020	2.5
0		6	0.0024	2.5
-10		2	0.0008	2.5
-20		-2	-0.0008	2.5
-30		8	0.0032	2.5
20		3.42	5	0.0020
20	4.18	-6	-0.0024	2.5



## LTE Band 66

Test Frequency:1744.9MHz QPSK 3MHz				
Temperature (°C)	Power Supply (VDC)	Frequency Error (Hz)	Frequency Error (ppm)	Limit (ppm)
50	3.8	6	0.0032	2.5
40		3	0.0016	2.5
30		-5	-0.0027	2.5
20		0	0.0000	2.5
10		-8	-0.0043	2.5
0		3	0.0016	2.5
-10		-6	-0.0032	2.5
-20		-4	-0.0021	2.5
-30		2	0.0011	2.5
20		3.42	1	0.0005
20	4.18	0	0.0000	2.5

Test Frequency:1744.9MHz 16QAM 3MHz				
Temperature (°C)	Power Supply (VDC)	Frequency Error (Hz)	Frequency Error (ppm)	Limit (ppm)
50	3.8	7	0.0037	2.5
40		7	0.0037	2.5
30		11	0.0059	2.5
20		9	0.0048	2.5
10		10	0.0053	2.5
0		6	0.0032	2.5
-10		0	0.0000	2.5
-20		10	0.0053	2.5
-30		18	0.0096	2.5
20		3.42	7	0.0037
20	4.18	12	0.0064	2.5

## LTE Band 66

Test Frequency:1744.9MHz QPSK 5MHz				
Temperature (°C)	Power Supply (VDC)	Frequency Error (Hz)	Frequency Error (ppm)	Limit (ppm)
50	3.8	7	0.0037	2.5
40		10	0.0053	2.5
30		11	0.0059	2.5
20		4	0.0021	2.5
10		-2	-0.0011	2.5
0		11	0.0059	2.5
-10		8	0.0043	2.5
-20		-2	-0.0011	2.5
-30		0	0.0000	2.5
20		3.42	2	0.0011
20	4.18	-4	-0.0021	2.5

Test Frequency:1744.9MHz 16QAM 5MHz				
Temperature (°C)	Power Supply (VDC)	Frequency Error (Hz)	Frequency Error (ppm)	Limit (ppm)
50	3.8	5	0.0029	2.5
40		0	0.0000	2.5
30		13	0.0075	2.5
20		5	0.0029	2.5
10		10	0.0058	2.5
0		-4	-0.0023	2.5
-10		3	0.0017	2.5
-20		-1	-0.0006	2.5
-30		3	0.0017	2.5
20		3.42	2	0.0012
20	4.18	8	0.0046	2.5

## LTE Band 66

Test Frequency:1744.9MHz QPSK 10MHz				
Temperature (°C)	Power Supply (VDC)	Frequency Error (Hz)	Frequency Error (ppm)	Limit (ppm)
50	3.8	5	0.0027	2.5
40		16	0.0085	2.5
30		10	0.0053	2.5
20		7	0.0037	2.5
10		-2	-0.0011	2.5
0		8	0.0043	2.5
-10		15	0.0080	2.5
-20		12	0.0064	2.5
-30		1	0.0005	2.5
20		3.42	15	0.0080
20	4.18	14	0.0074	2.5

Test Frequency:1744.9MHz 16QAM 10MHz				
Temperature (°C)	Power Supply (VDC)	Frequency Error (Hz)	Frequency Error (ppm)	Limit (ppm)
50	3.8	7	0.0040	2.5
40		0	0.0000	2.5
30		4	0.0023	2.5
20		3	0.0017	2.5
10		-4	-0.0023	2.5
0		0	0.0000	2.5
-10		1	0.0006	2.5
-20		3	0.0017	2.5
-30		-3	-0.0017	2.5
20		3.42	-5	-0.0029
20	4.18	1	0.0006	2.5

## LTE Band 66

Test Frequency:1744.9MHz QPSK 15MHz				
Temperature (°C)	Power Supply (VDC)	Frequency Error (Hz)	Frequency Error (ppm)	Limit (ppm)
50	3.8	6	0.0032	2.5
40		13	0.0069	2.5
30		10	0.0053	2.5
20		4	0.0021	2.5
10		9	0.0048	2.5
0		11	0.0059	2.5
-10		-1	-0.0005	2.5
-20		7	0.0037	2.5
-30		-4	-0.0021	2.5
20		3.42	0	0.0000
20	4.18	13	0.0069	2.5

Test Frequency:1744.9MHz 16QAM 15MHz				
Temperature (°C)	Power Supply (VDC)	Frequency Error (Hz)	Frequency Error (ppm)	Limit (ppm)
50	3.8	11	0.0063	2.5
40		-5	-0.0029	2.5
30		1	0.0006	2.5
20		3	0.0017	2.5
10		10	0.0058	2.5
0		5	0.0029	2.5
-10		0	0.0000	2.5
-20		7	0.0040	2.5
-30		-3	-0.0017	2.5
20		3.42	-5	-0.0029
20	4.18	9	0.0052	2.5

## LTE Band 66

Test Frequency:1744.9MHz QPSK 20MHz				
Temperature (°C)	Power Supply (VDC)	Frequency Error (Hz)	Frequency Error (ppm)	Limit (ppm)
50	3.8	11	0.0059	2.5
40		16	0.0085	2.5
30		8	0.0043	2.5
20		9	0.0048	2.5
10		14	0.0074	2.5
0		7	0.0037	2.5
-10		2	0.0011	2.5
-20		4	0.0021	2.5
-30		4	0.0021	2.5
20		3.42	8	0.0043
20	4.18	8	0.0043	2.5

Test Frequency:1744.9MHz 16QAM 20MHz				
Temperature (°C)	Power Supply (VDC)	Frequency Error (Hz)	Frequency Error (ppm)	Limit (ppm)
50	3.8	7	0.0040	2.5
40		-5	-0.0029	2.5
30		3	0.0017	2.5
20		3	0.0017	2.5
10		2	0.0012	2.5
0		2	0.0012	2.5
-10		10	0.0058	2.5
-20		4	0.0023	2.5
-30		-2	-0.0012	2.5
20		3.42	11	0.0063
20	4.18	3	0.0017	2.5

## **14 RF Exposure**

Remark: refer to SAR test report: WTD22X09182242W001.

