

TEST REPORT

Reference No. : WTD22D05093690W003
FCC ID..... : 2AEPIBLACKG-2
Applicant..... : COLOMBIANA DE COMERCIO S.A.
Address : Car. 43E No 8-71, Medellin, Colombia
Manufacturer : COOSEA GROUP (HK) COMPANY LIMITED LIMITED
Address : UNIT 5-6,16F.,MULTIFIELD PLAZA 3-7A PRAT AVENUE TSIM SHA
TSUI KL, HONG KONG
Product Name : CELLPHONE
Model No. : Black G 2
Brand : Kalley
Standards : FCC CFR 47 Part 15 C Section 15.407
Date of Receipt sample..... : 2022-05-13
Date of Test..... : 2022-05-13 to 2022-06-17
Date of Issue : 2022-06-17
Test Result : **Pass**

Remarks:

The results shown in this test report refer only to the sample(s) tested, this test report cannot be reproduced, except in full, without prior written permission of the company.
The report would be invalid without specific stamp of test institute and the signatures of compiler and approver.

Prepared By:

Waltek Testing Group Co., Ltd.

Address: No. 77, Houjie Section, Guantai Road, Houjie Town, Dongguan City, Guangdong, China

Tel: +86-769-2267 6998

Fax: +86-769-2267 6828

Compiled by:

Ford Wang

Ford Wang / Project Engineer

Approved by:



Daniel Liu

Daniel Liu / Designated Reviewer

2 Contents

	Page
1 COVER PAGE.....	1
2 CONTENTS	2
3 REVISION HISTORY	4
4 GENERAL INFORMATION.....	5
4.1 GENERAL DESCRIPTION OF E.U.T.	5
4.2 DETAILS OF E.U.T.	5
4.3 CHANNEL LIST	6
4.4 TEST MODE DESCRIPTION:.....	8
4.5 TEST FACILITY	8
5 EQUIPMENT USED DURING TEST	9
5.1 EQUIPMENTS LIST	9
5.2 DESCRIPTION OF SUPPORT UNITS	10
5.3 MEASUREMENT UNCERTAINTY	10
6 TEST SUMMARY	11
7 CONDUCTED EMISSION	12
7.1 E.U.T. OPERATION	12
7.2 EUT SETUP.....	12
7.3 MEASUREMENT DESCRIPTION	12
7.4 CONDUCTED EMISSION TEST RESULT	13
8 RADIATED EMISSIONS.....	15
8.1 EUT OPERATION.....	15
8.2 TEST SETUP	16
8.3 SPECTRUM ANALYZER SETUP	17
8.4 TEST PROCEDURE	18
8.5 CORRECTED AMPLITUDE & MARGIN CALCULATION	18
8.6 SUMMARY OF TEST RESULTS	19
9 DUTY CYCLE.....	51
9.1 SUMMARY OF TEST RESULTS	51
10 BAND EDGE	65
10.1 TEST PRODUCE	65
10.2 TEST RESULT	66
11 6 DB BANDWIDTH.....	90
11.1 TEST PROCEDURE:.....	90
11.2 TEST RESULT:	90
12 26 DB BANDWIDTH AND 99% OCCUPIED BANDWIDTH.....	98
12.1 TEST PROCEDURE:.....	98
12.2 TEST RESULT:	99
13 CONDUCTED OUTPUT POWER	131
13.1 TEST PROCEDURE:.....	131
13.2 TEST RESULT :	132
14 POWER SPECTRAL DENSITY	164
14.1 TEST PROCEDURE:.....	164
14.2 TEST RESULT:	165
15 FREQUENCY STABILITY.....	197
15.1 TEST PROCEDURE:.....	197

15.2	TEST RESULT:	198
16	ANTENNA REQUIREMENT	200
17	RF EXPOSURE.....	201
18	PHOTOGRAPHS OF TEST SETUP AND EUT.....	202

3 Revision History


Test report No.	Date of Receipt sample	Date of Test	Date of Issue	Purpose	Comment	Approved
WTD22D05093 690W003	2022-05-13	2022-05-13 to 2022-06-17	2022-06-17	original	-	Valid

4 General Information

4.1 General Description of E.U.T.

Product:	CELLPHONE
Model(s):	Black G 2
Model Description:	N/A
GSM Band(s):	GSM 850/900/1800/1900MHz
GPRS/EGPRS Class:	12
WCDMA Band(s):	FDD Band II/V
LTE Band(s):	FDD Band 4/7
Wi-Fi Specification:	2.4G-802.11b/g/n HT20/n HT40 5G-802.11a/ n(HT20/40)/ac(HT20/40/80)
Bluetooth Version:	Bluetooth v5.0 with BLE
GPS:	Support
Hardware Version:	KS7Q_01
Software Version:	K6532Q3KL.GB.FHD.S.F2FTRHFZG3PQLFTYFB.0506_1423.V2.01
Highest frequency (Exclude Radio):	2.3GHz
Storage Location:	Internal Storage

4.2 Details of E.U.T.

Operation Frequency:	802.11a/n/ac (HT20): U-NII-1: 5150-5250MHz, U-NII-2A: 5250-5350MHz(DFS), U-NII-2C: 5470-5725MHz(DFS), U-NII-3:5725-5850MHz 802.11n/ac (HT40): U-NII-1: 5190-5230MHz, U-NII-2A: 5270-5310MHz(DFS), U-NII-2C: 5510-5670MHz(DFS), U-NII-3: 5755-5795MHz 802.11ac (HT80): U-NII-1: 5210MHz, U-NII-2A: 5290MHz(DFS), U-NII-2C: 5530-5610MHz(DFS), U-NII-3: 5775MHz
Max. RF output power:	U-NII-1: 15.96dBm U-NII-2A: 14.39dBm U-NII-2C: 16.35dBm U-NII-3: 15.05dBm
Type of Modulation:	OFDM
Antenna installation:	internal permanent antenna
Antenna Gain:	-1.5dBi
Ratings:	Battery DC 3.87V, 5000mAh DC 5.0V  2.0A charging from adapter

(Adapter Input: 100-240V~50/60Hz 0.35A)

Adapter:

Manufacturer: Guangdong Beicom Electronics Co. Ltd.

Model No.: U312E0A050200

4.3 Channel List

U-NII-1 (5.15-5.25GHz)			
channel	Frequency(MHz)	channel	Frequency(MHz)
36	5180	38	5190
40	5200	42	5210
44	5220	46	5230
48	5240		

U-NII-2A (5.25-5.35GHz)			
channel	Frequency(MHz)	channel	Frequency(MHz)
52	5260	54	5270
56	5280	58	5290
60	5300	62	5310
64	5320		

U-NII-2C (5.47-5.725GHz)			
channel	Frequency(MHz)	channel	Frequency(MHz)
100	5500	102	5510
104	5520	106	5530
108	5540	110	5550
112	5560	116	5580
118	5590	120	5600
122	5610	124	5620
126	5630	128	5640
132	5660	134	5670
136	5680	140	5700

U-NII-3 (5.725-5.85GHz)			
channel	Frequency(MHz)	channel	Frequency(MHz)
149	5745	151	5755
153	5765	155	5775
157	5785	159	5795
161	5805	165	5825

In section 15.31(m), regards to the operating frequency range over 10 MHz, the Lowest frequency, the middle frequency, and the highest frequency of channel were selected to perform the test, and the selected channel see below:

Waltek Testing Group Co., Ltd.

<http://www.waltek.com.cn>

For 802.11a/n/ac(HT20):

channel	Frequency(MHz)	channel	Frequency(MHz)
36	5180	40	5200
48	5240		

channel	Frequency(MHz)	channel	Frequency(MHz)
52	5260	56	5280
64	5320		

channel	Frequency(MHz)	channel	Frequency(MHz)
100	5500	120	5600
140	5700		

channel	Frequency(MHz)	channel	Frequency(MHz)
149	5745	157	5785
165	5825		

For 802.11n/ac(HT40):

channel	Frequency(MHz)	channel	Frequency(MHz)
38	5190	46	5230

channel	Frequency(MHz)	channel	Frequency(MHz)
54	5270	62	5310

channel	Frequency(MHz)	channel	Frequency(MHz)
102	5510	110	5550
134	5670		

channel	Frequency(MHz)	channel	Frequency(MHz)
151	5755	159	5795

For 802.11ac(HT80):

channel	Frequency(MHz)	channel	Frequency(MHz)
42	5210		

channel	Frequency(MHz)	channel	Frequency(MHz)
58	5290		

channel	Frequency(MHz)	channel	Frequency(MHz)
106	5530	122	5610

channel	Frequency(MHz)	channel	Frequency(MHz)
155	5775		

4.4 Test Mode Description:

During testing, Channel and Power Controlling Software provided by the customer was used to control the operating channel as well as the output power level. The RF output power selection is for the setting of RF output power expected by the customer and is going to be fixed on the firmware of the final end product.

Transmitting duty cycle is no less 98%.

The software is TermAssist and SecureCRT tool Use together.

Test Items	Mode	Data Rate	TX/RX
Radiated Emissions	802.11a (HT20)	6 Mbps	TX
	802.11n/ac(HT20/40/80)	MCS0	TX
Duty Cycle	802.11a (HT20)	6 Mbps	TX
	802.11n/ac(HT20/40/80)	MCS0	TX
Band Edge	802.11a (HT20)	6 Mbps	TX
	802.11n/ac(HT20/40/80)	MCS0	TX
6dB Bandwidth	802.11a (HT20)	6 Mbps	TX
	802.11n/ac(HT20/40/80)	MCS0	TX
26dB Bandwidth and 99% Occupied Bandwidth	802.11a (HT20)	6 Mbps	TX
	802.11n/ac(HT20/40/80)	MCS0	TX
Conducted Output Power	802.11a (HT20)	6 Mbps	TX
	802.11n/ac(HT20/40/80)	MCS0	TX
Power Spectral Density	802.11a (HT20)	6 Mbps	TX
	802.11n/ac(HT20/40/80)	MCS0	TX
Frequency Stability	Un-modulation	/	TX

4.5 Test Facility

The test facility has a test site registered with the following organizations:

ISED CAB identifier: CN0013. Test Firm Registration No.: 7760A.

Waltek Testing Group Co., Ltd. Has been registered and fully described in a report filed with the Industry Canada. The acceptance letter from the Industry Canada is maintained in our files.

Registration number 7760A, October 15, 2016.

FCC Designation No.: CN1201. Test Firm Registration No.: 523476.

Waltek Testing Group Co., Ltd. EMC Laboratory has been registered and fully described in a report filed with the (FCC) Federal Communications Commission. The acceptance letter from the FCC is maintained in our files. Registration number 523476, September 10, 2019.

5 Equipment Used during Test

5.1 Equipments List

Conducted Emissions Test Site 1#						
Item	Equipment	Manufacturer	Model No.	Serial No.	Last Calibration Date	Calibration Due Date
1.	EMI Test Receiver	R&S	ESCI	100947	2021-07-26	2022-07-25
2.	LISN	R&S	ENV216	100115	2021-07-26	2022-07-25
3.	Cable	Top	TYPE16(3.5M)	-	2021-07-26	2022-07-25
3m Semi-anechoic Chamber for Radiation Emissions Test site 1#						
Item	Equipment	Manufacturer	Model No.	Serial No.	Last Calibration Date	Calibration Due Date
1	Spectrum Analyzer	R&S	FSP30	100091	2022-04-28	2023-04-27
2	Amplifier	Agilent	8447D	2944A10178	2021-07-26	2022-07-25
3	Trilog Broadband Antenna	SCHWARZBECK	VULB9163	336	2021-08-23	2022-08-22
4	Coaxial Cable (below 1GHz)	Top	TYPE16(13M)	-	2022-04-28	2023-04-27
5	Broad-band Horn Antenna	SCHWARZBECK	BBHA 9120 D	667	2022-04-28	2023-04-27
6	Broad-band Horn Antenna	SCHWARZBECK	BBHA 9170	335	2021-07-30	2022-07-29
7	Broadband Preamplifier	COMPLIANCE DIRECTION	PAP-1G18	2004	2022-04-28	2023-04-27
8	Coaxial Cable (above 1GHz)	ZT26-NJ-NJ-8M/FA	1GHZ-18GHZ	NA	2021-07-26	2022-07-25
3m Semi-anechoic Chamber for Radiation Emissions Test site 2#						
Item	Equipment	Manufacturer	Model No.	Serial No	Last Calibration Date	Calibration Due Date
1	Test Receiver	R&S	ESCI	101296	2022-04-28	2023-04-27
2	Trilog Broadband Antenna	SCHWARZBECK	VULB9160	9160-3325	2021-10-31	2022-10-30
3	Active Loop Antenna	Com-Power Corp.	AL-130R	10160007	2022-05-02	2023-05-01
4	Amplifier	ANRITSU	MH648A	M43381	2022-04-28	2023-04-27
5	Cable	HUBER+SUHNER	CBL2	525178	2022-04-28	2023-04-27
RF Conducted Testing						
Item	Equipment	Manufacturer	Model No.	Serial No.	Last Calibration Date	Calibration Due Date
1.	Spectrum Analyzer	R&S	FSP40	100501	2021-07-26	2022-07-25
2.	EXA Signal Analyzer	Malaysia Keysight	N9010A	MY50520207	2022-04-28	2023-04-27

5.2 Description of Support Units

Equipment	Manufacturer	Model No.	Series No.
/	/	/	/

5.3 Measurement Uncertainty

Parameter	Uncertainty
Radio Frequency	$\pm 1 \times 10^{-6}$
RF Power	± 1.0 dB
RF Power Density	± 2.2 dB
Radiated Spurious Emissions test	± 5.03 dB (30M~1000MHz)
	± 5.47 dB (1000M~25000MHz)
Conducted Spurious Emissions test	± 3.64 dB (AC mains 150KHz~30MHz)

6 Test Summary

Test Items	Test Requirement	Result
Conducted Emissions	15.207(a)	PASS
Radiated Emissions	15.407(a) 15.205(a) 15.209(a)	PASS
Duty Cycle	KDB 789033	PASS
6dB Bandwidth	15.407(a)	PASS
26 dB Emission Bandwidth & 99% Occupied Bandwidth	15.407(a)	PASS
Maximum Conducted Output Power	15.407(a)	PASS
Power Spectral Density	15.407(a)	PASS
Restricted bands around fundamental frequency	15.407(a)	PASS
Antenna Requirement	15.203	PASS
Maximum Permissible Exposure (Exposure of Humans to RF Fields)	1.1307(b)(1)	PASS

7 Conducted Emission

Test Requirement: FCC CFR 47 Part 15 Section 15.207

Test Method: ANSI C63.10:2013

Test Result: PASS

Frequency Range: 150kHz to 30MHz

Class/Severity: Class B

Limit:

Frequency (MHz)	Limit (dB μ V)	
	Quasi-peak	Average
0.15 to 0.5	66 to 56	56 to 46
0.5 to 5	56	46
5 to 30	60	50

7.1 E.U.T. Operation

Operating Environment :

Temperature: 21.5 °C

Humidity: 51.9 % RH

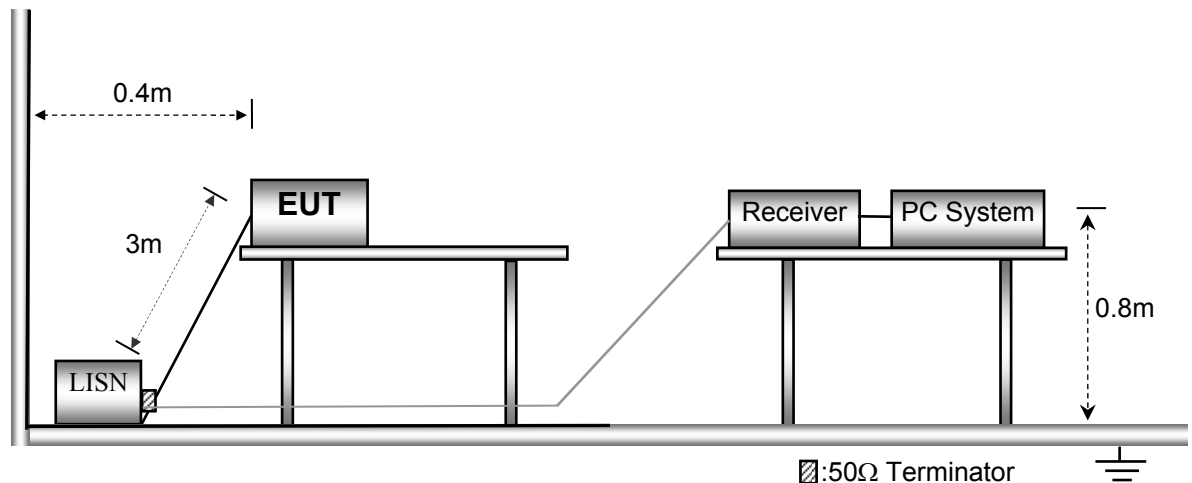
Atmospheric Pressure: 101.2kPa

EUT Operation :

The test was performed in transmitting mode, the test data were shown in the report.

7.2 EUT Setup

The conducted emission tests were performed using the setup accordance with the ANSI C63.10:2013.



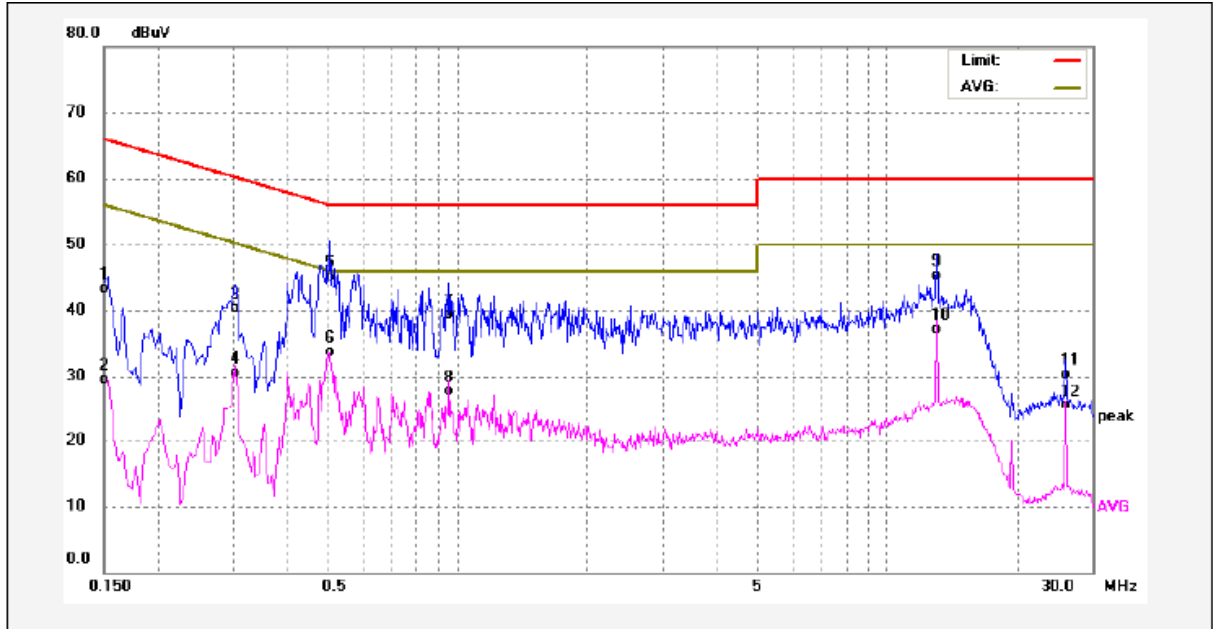
7.3 Measurement Description

The maximised peak emissions from the EUT was scanned and measured for both the Live and Neutral Lines. Quasi-peak & average measurements were performed if peak emissions were within 6dB of the average limit line.

7.4 Conducted Emission Test Result

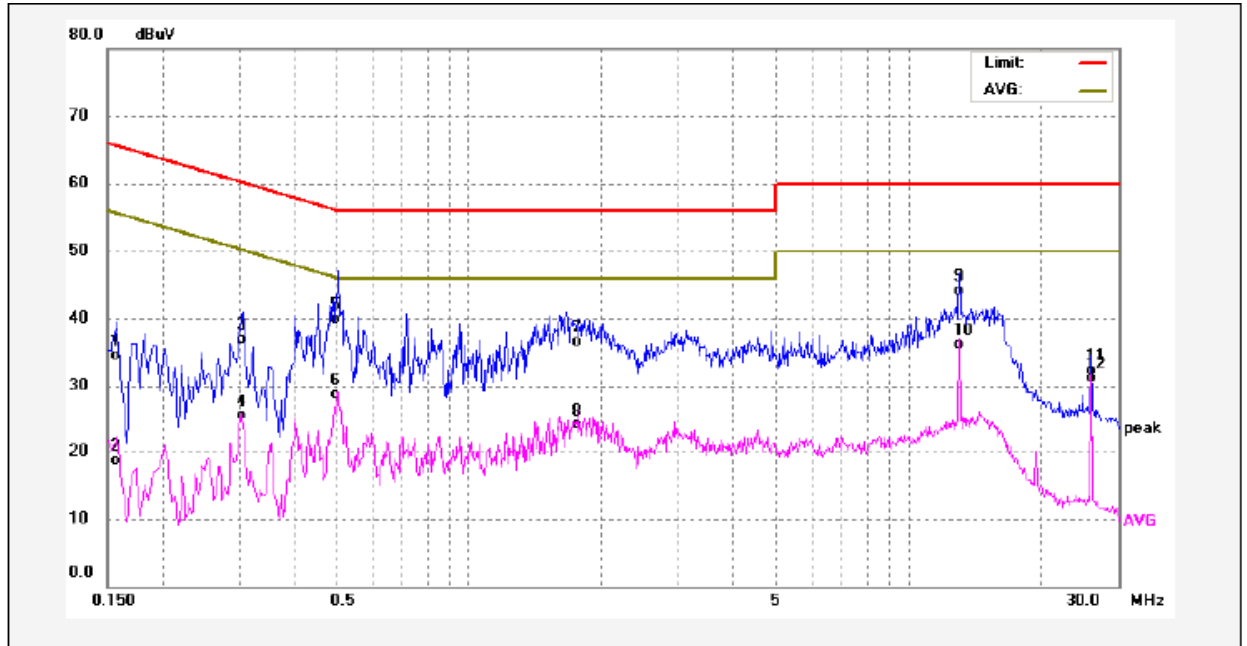
An initial pre-scan was performed on the live and neutral lines.

Live line:



No.	Freq. (MHz)	Reading (dBuV)	Factor (dB)	Result (dBuV)	Limit dBuV	Margin (dB)	Detector	Remark
1	0.1500	33.08	10.24	43.32	65.99	-22.67	QP	
2	0.1500	19.20	10.24	29.44	55.99	-26.55	AVG	
3	0.3020	30.19	10.18	40.37	60.19	-19.82	QP	
4	0.3020	20.35	10.18	30.53	50.19	-19.66	AVG	
5	0.5060	34.83	10.20	45.03	56.00	-10.97	QP	
6	0.5060	23.41	10.20	33.61	46.00	-12.39	AVG	
7	0.9580	29.06	10.29	39.35	56.00	-16.65	QP	
8	0.9580	17.37	10.29	27.66	46.00	-18.34	AVG	
9	13.0020	34.76	10.56	45.32	60.00	-14.68	QP	
10	13.0020	26.56	10.56	37.12	50.00	-12.88	AVG	
11	25.9980	19.90	10.31	30.21	60.00	-29.79	QP	
12	25.9980	15.23	10.31	25.54	50.00	-24.46	AVG	

Neutral line:



No.	Freq. (MHz)	Reading (dBuV)	Factor (dB)	Result (dBuV)	Limit dBuV	Margin (dB)	Detector	Remark
1	0.1580	24.31	10.25	34.56	65.56	-31.00	QP	
2	0.1580	8.51	10.25	18.76	55.56	-36.80	AVG	
3	0.3020	26.65	10.21	36.86	60.19	-23.33	QP	
4	0.3020	15.33	10.21	25.54	50.19	-24.65	AVG	
5	0.5020	29.74	10.19	39.93	56.00	-16.07	QP	
6	0.5020	18.53	10.19	28.72	46.00	-17.28	AVG	
7	1.7660	26.22	10.31	36.53	56.00	-19.47	QP	
8	1.7660	13.88	10.31	24.19	46.00	-21.81	AVG	
9	13.0020	33.43	10.62	44.05	60.00	-15.95	QP	
10	13.0020	25.43	10.62	36.05	50.00	-13.95	AVG	
11	26.0020	21.83	10.50	32.33	60.00	-27.67	QP	
12	26.0020	20.66	10.50	31.16	50.00	-18.84	AVG	

8 Radiated Emissions

Test Requirement: FCC CFR47 Part 15 Section 15.209 & 15.407

Test Method: ANSI C63.10:2013

Test Result: PASS

Measurement Distance: 3m

Limit:

Frequency (MHz)	Field Strength		Field Strength Limit at 3m Measurement Distance	
	uV/m	Distance (m)	uV/m	dBuV/m
0.009 ~ 0.490	$2400/F(\text{kHz})$	300	$10000 * 2400/F(\text{kHz})$	$20\log^{(2400/F(\text{kHz}))} + 80$
0.490 ~ 1.705	$24000/F(\text{kHz})$	30	$100 * 24000/F(\text{kHz})$	$20\log^{(24000/F(\text{kHz}))} + 40$
1.705 ~ 30	30	30	$100 * 30$	$20\log^{(30)} + 40$
30 ~ 88	100	3	100	$20\log^{(100)}$
88 ~ 216	150	3	150	$20\log^{(150)}$
216 ~ 960	200	3	200	$20\log^{(200)}$
Above 960	500	3	500	$20\log^{(500)}$

8.1 EUT Operation

Operating Environment :

Temperature: 23.5 °C

Humidity: 52.1 % RH

Atmospheric Pressure: 101.2kPa

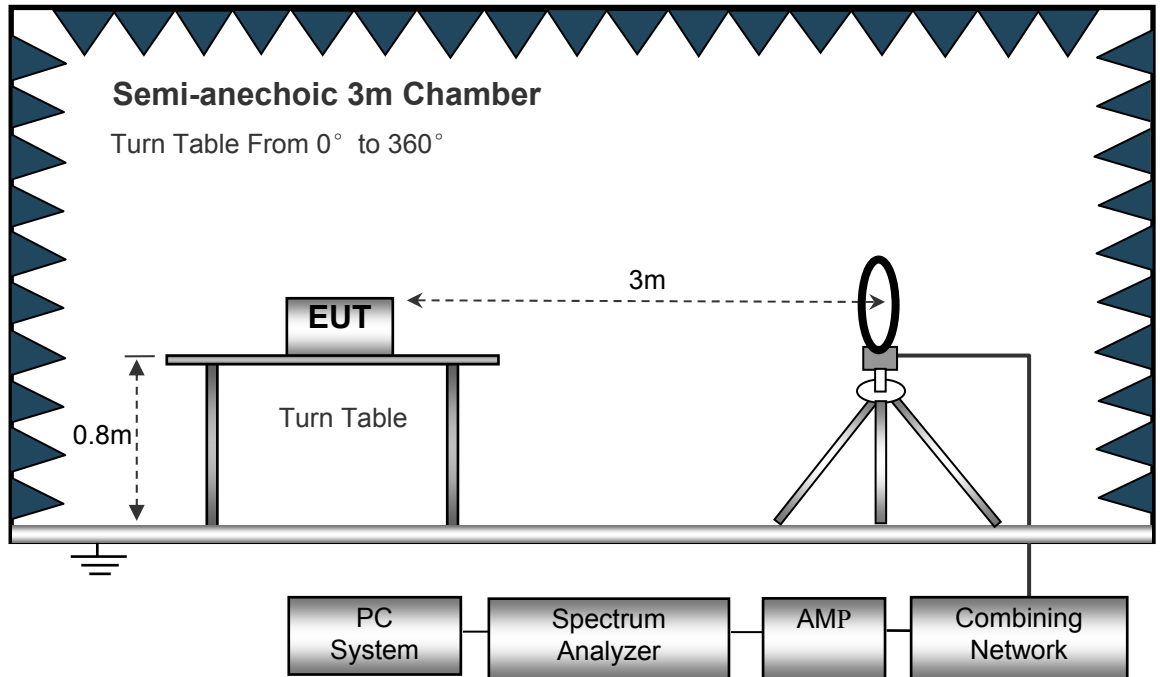
EUT Operation :

The test was performed in transmitting mode, the test data were shown in the report.

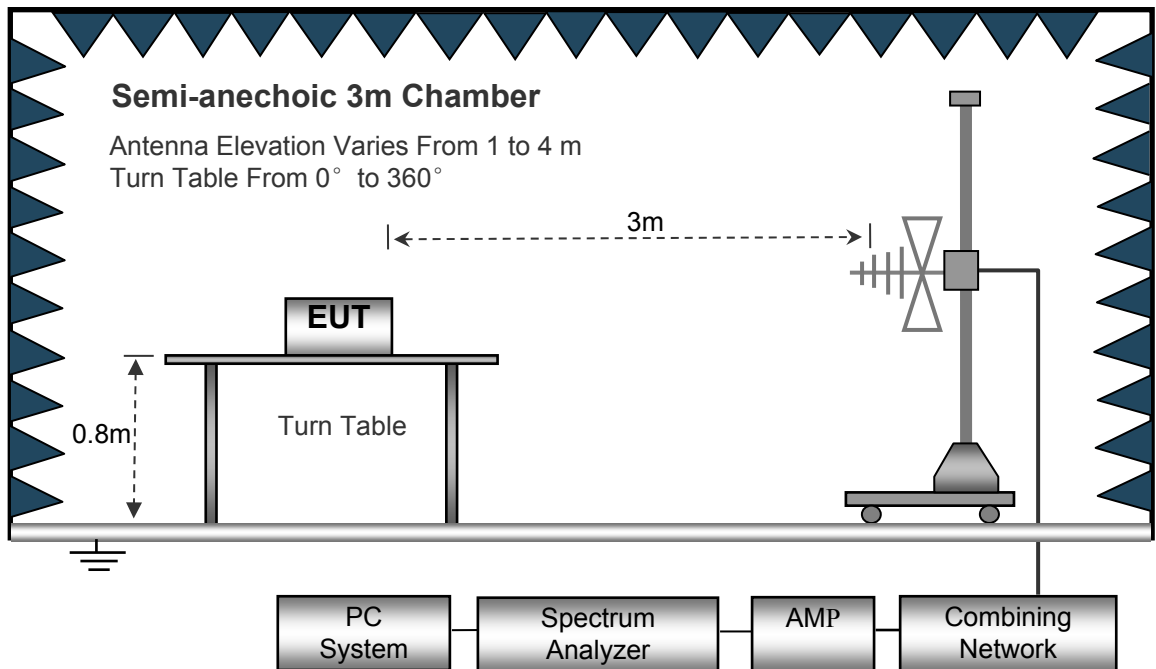
8.2 Test Setup

The radiated emission tests were performed in the 3m Semi- Anechoic Chamber test site, using the setup accordance with the ANSI C63.10: 2013.

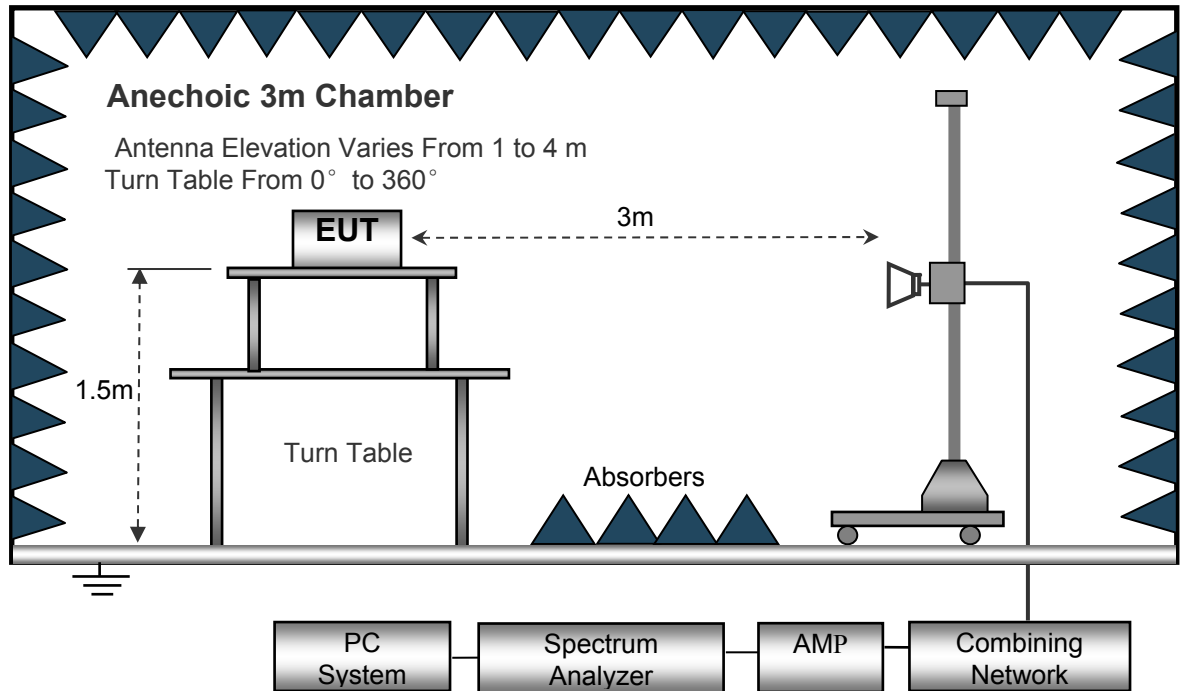
The test setup for emission measurement below 30MHz.



The test setup for emission measurement from 30 MHz to 1 GHz.



The test setup for emission measurement above 1 GHz.



8.3 Spectrum Analyzer Setup

Below 30MHz

Sweep Speed Auto
 IF Bandwidth..... 10kHz
 Video Bandwidth..... 10kHz
 Resolution Bandwidth..... 10kHz

30MHz ~ 1GHz

Sweep Speed Auto
 Detector PK
 Resolution Bandwidth..... 100kHz
 Video Bandwidth..... 300kHz

Above 1GHz

Sweep Speed Auto
 Detector PK
 Resolution Bandwidth..... 1MHz
 Video Bandwidth..... 3MHz
 Detector Ave.
 Resolution Bandwidth..... 1MHz
 Video Bandwidth..... 10Hz

8.4 Test Procedure

1. The EUT is placed on a turntable, which is 0.8m above ground plane for below 1GHz and 1.5m for above 1GHz.
2. The turntable shall be rotated for 360 degrees to determine the position of maximum emission level.
3. EUT is set 3m away from the receiving antenna, which is moved from 1m to 4m to find out the maximum emissions.
4. Maximum procedure was performed on the six highest emissions to ensure EUT compliance.
5. And also, each emission was to be maximized by changing the polarization of receiving antenna both horizontal and vertical.
6. Repeat above procedures until the measurements for all frequencies are complete.
7. The radiation measurements are performed in X,Y and Z axis positioning(X denotes lying on the table, Y denotes side stand and Z denotes vertical stand),the worst condition was tested putting the eut in X axis,so the worst data were shown as follow.
8. A 2.4GHz high -pass filter is used during radiated emissions above 1GHz measurement.

8.5 Corrected Amplitude & Margin Calculation

The Corrected Amplitude is calculated by adding the Antenna Factor and Cable Factor, and subtracting the Amplifier Gain from the Amplitude reading. The basic equation is as follows:

$$\text{Corr. Ampl.} = \text{Indicated Reading} + \text{Antenna Factor} + \text{Cable Factor} - \text{Amplifier Gain}$$

The "Margin" column of the following data tables indicates the degree of compliance with the applicable limit. For example, a margin of -7dB means the emission is 7dB below the maximum limit for Class B. The equation for margin calculation is as follows:

$$\text{Margin} = \text{Corr. Ampl.} - \text{Limit}$$

8.6 Summary of Test Results

Test Frequency: 9KHz~30MHz

Frequency	Measurement results dB μ V @3m	Detector PK/QP	Correct factor dB/m	Extrapolation factor dB	Measurement results (calculated) dB μ V/m @30m	Limits dB μ V/m @30m	Margin dB
(MHz)	Measurement results	Detector	Correct factor	Extrapolation factor	Measurement results (calculated)	Limits	Margin
U-NII-1:802.11a 5180MHz							
6.021	25.30	QP	21.84	40.00	7.14	29.54	-22.40
15.730	24.86	QP	21.35	40.00	6.21	29.54	-23.33
25.680	23.67	QP	20.67	40.00	4.34	29.54	-25.20
U-NII-1:802.11n20 5180MHz							
6.021	24.57	QP	21.84	40.00	6.41	29.54	-23.13
15.730	25.31	QP	21.35	40.00	6.66	29.54	-22.88
25.680	24.51	QP	20.67	40.00	5.18	29.54	-24.36
U-NII-1:802.11ac 20 5180MHz							
6.021	24.88	QP	21.84	40.00	6.72	29.54	-22.82
15.730	25.36	QP	21.35	40.00	6.71	29.54	-22.83
25.680	24.78	QP	20.67	40.00	5.45	29.54	-24.09
U-NII-1:802.11n40 5190MHz							
6.021	25.16	QP	21.84	40.00	7.00	29.54	-22.54
15.730	24.85	QP	21.35	40.00	6.20	29.54	-23.34
25.680	23.54	QP	20.67	40.00	4.21	29.54	-25.33
U-NII-1:802.11ac40 5190MHz							
6.021	24.16	QP	21.84	40.00	6.00	29.54	-23.54
15.730	25.19	QP	21.35	40.00	6.54	29.54	-23.00
25.680	24.55	QP	20.67	40.00	5.22	29.54	-24.32
U-NII-1:802.11ac80 5210MHz							
6.021	23.85	QP	21.84	40.00	5.69	29.54	-23.85
15.730	24.46	QP	21.35	40.00	5.81	29.54	-23.73
25.680	25.11	QP	20.67	40.00	5.78	29.54	-23.76

Frequency	Measurement results dB μ V @3m	Detector PK/QP	Correct factor dB/m	Extrapolation factor dB	Measurement results (calculated) dB μ V/m @30m	Limits dB μ V/m @30m	Margin dB
(MHz)	Measurement results	Detector	Correct factor	Extrapolation factor	Measurement results (calculated)	Limits	Margin
U-NII-2A:802.11a 5260MHz							
6.021	23.55	QP	21.84	40.00	5.39	29.54	-24.15
15.730	24.61	QP	21.35	40.00	5.96	29.54	-23.58
25.680	24.72	QP	20.67	40.00	5.39	29.54	-24.15
U-NII-2A:802.11n20 5260MHz							
6.021	24.15	QP	21.84	40.00	5.99	29.54	-23.55
15.730	25.33	QP	21.35	40.00	6.68	29.54	-22.86
25.680	23.65	QP	20.67	40.00	4.32	29.54	-25.22
U-NII-2A:802.11ac 5260MHz							
6.021	24.58	QP	21.84	40.00	6.42	29.54	-23.12
15.730	25.06	QP	21.35	40.00	6.41	29.54	-23.13
25.680	25.07	QP	20.67	40.00	5.74	29.54	-23.80
U-NII-2A:802.11n40 5270MHz							
6.021	25.66	QP	21.84	40.00	7.50	29.54	-22.04
15.730	24.31	QP	21.35	40.00	5.66	29.54	-23.88
25.680	24.12	QP	20.67	40.00	4.79	29.54	-24.75
U-NII-2A:802.11ac40 5270MHz							
6.021	25.11	QP	21.84	40.00	6.95	29.54	-22.59
15.730	25.38	QP	21.35	40.00	6.73	29.54	-22.81
25.680	25.08	QP	20.67	40.00	5.75	29.54	-23.79
U-NII-2A:802.11ac80 5290MHz							
6.021	24.52	QP	21.84	40.00	6.36	29.54	-23.18
15.730	24.69	QP	21.35	40.00	6.04	29.54	-23.50
25.680	25.02	QP	20.67	40.00	5.69	29.54	-23.85

Frequency	Measurement results dB μ V @3m	Detector PK/QP	Correct factor dB/m	Extrapolation factor dB	Measurement results (calculated) dB μ V/m @30m	Limits dB μ V/m @30m	Margin dB
(MHz)	Measurement results	Detector	Correct factor	Extrapolation factor	Measurement results (calculated)	Limits	Margin
U-NII-2C:802.11a 5500MHz							
6.021	23.57	QP	21.84	40.00	5.41	29.54	-24.13
15.730	24.69	QP	21.35	40.00	6.04	29.54	-23.50
25.680	25.78	QP	20.67	40.00	6.45	29.54	-23.09
U-NII-2C:802.11n20 5500MHz							
6.021	24.66	QP	21.84	40.00	6.50	29.54	-23.04
15.730	23.75	QP	21.35	40.00	5.10	29.54	-24.44
25.680	25.01	QP	20.67	40.00	5.68	29.54	-23.86
U-NII-2C:802.11ac20 5500MHz							
6.021	23.52	QP	21.84	40.00	5.36	29.54	-24.18
15.730	24.19	QP	21.35	40.00	5.54	29.54	-24.00
25.680	25.82	QP	20.67	40.00	6.49	29.54	-23.05
U-NII-2C:802.11n40 5510MHz							
6.021	24.16	QP	21.84	40.00	6.00	29.54	-23.54
15.730	24.33	QP	21.35	40.00	5.68	29.54	-23.86
25.680	24.86	QP	20.67	40.00	5.53	29.54	-24.01
U-NII-2C:802.11ac40 5510MHz							
6.021	24.13	QP	21.84	40.00	5.97	29.54	-23.57
15.730	25.06	QP	21.35	40.00	6.41	29.54	-23.13
25.680	23.85	QP	20.67	40.00	4.52	29.54	-25.02
U-NII-2C:802.11ac80 5530MHz							
6.021	24.12	QP	21.84	40.00	5.96	29.54	-23.58
15.730	23.56	QP	21.35	40.00	4.91	29.54	-24.63
25.680	24.76	QP	20.67	40.00	5.43	29.54	-24.11

Frequency	Measurement results dB μ V @3m	Detector PK/QP	Correct factor dB/m	Extrapolation factor dB	Measurement results (calculated) dB μ V/m @30m	Limits dB μ V/m @30m	Margin dB
(MHz)	Measurement results	Detector	Correct factor	Extrapolation factor	Measurement results (calculated)	Limits	Margin
U-NII-3 802.11a 5745MHz							
6.021	24.05	QP	21.84	40.00	5.89	29.54	-23.65
15.730	25.69	QP	21.35	40.00	7.04	29.54	-22.50
25.680	24.67	QP	20.67	40.00	5.34	29.54	-24.20
U-NII-3 802.11n20 5745MHz							
6.021	24.18	QP	21.84	40.00	6.02	29.54	-23.52
15.730	25.04	QP	21.35	40.00	6.39	29.54	-23.15
25.680	24.66	QP	20.67	40.00	5.33	29.54	-24.21
U-NII-3 802.11ac 5745MHz							
6.021	25.06	QP	21.84	40.00	6.90	29.54	-22.64
15.730	24.89	QP	21.35	40.00	6.24	29.54	-23.30
25.680	24.11	QP	20.67	40.00	4.78	29.54	-24.76
U-NII-3 802.11n40 5755MHz							
6.021	24.56	QP	21.84	40.00	6.40	29.54	-23.14
15.730	24.33	QP	21.35	40.00	5.68	29.54	-23.86
25.680	24.81	QP	20.67	40.00	5.48	29.54	-24.06
U-NII-3 802.11ac40 5755MHz							
6.021	24.13	QP	21.84	40.00	5.97	29.54	-23.57
15.730	25.09	QP	21.35	40.00	6.44	29.54	-23.10
25.680	24.15	QP	20.67	40.00	4.82	29.54	-24.72
U-NII-3 802.11ac80 5775MHz							
6.021	24.09	QP	21.84	40.00	5.93	29.54	-23.61
15.730	23.55	QP	21.35	40.00	4.90	29.54	-24.64
25.680	24.10	QP	20.67	40.00	4.77	29.54	-24.77

Test Frequency : 30MHz ~ 18GHz

Frequency	Receiver Reading	Detector	Turn table Angle	RX Antenna		Corrected Factor	Corrected Amplitude	FCC Part 15.407/209/205	
				Height	Polar			Limit	Margin
(MHz)	(dB μ V)	(PK/QP/Ave)	Degree	(m)	(H/V)	(dB)	(dB μ V/m)	(dB μ V/m)	(dB)
802.11a U-NII-1 Low Channel 5180MHz									
223.45	41.05	QP	103	1.2	H	-11.62	29.43	46.00	-16.57
223.45	36.26	QP	101	1.7	V	-11.62	24.64	46.00	-21.36
4531.57	50.44	PK	126	1.2	H	-2.03	48.41	74.00	-25.59
4531.57	46.32	Ave	126	1.2	H	-2.03	44.29	54.00	-9.71
5118.23	52.53	PK	332	1.0	H	-1.02	51.51	74.00	-22.49
5118.23	48.18	Ave	332	1.0	H	-1.02	47.16	54.00	-6.84
10360.00	41.08	PK	326	1.9	H	5.33	46.41	74.00	-27.59
10360.00	36.85	Ave	326	1.9	H	5.33	42.18	54.00	-11.82
802.11a U-NII-1 Middle channel 5200MHz									
223.45	39.64	QP	23	2.0	H	-11.62	28.02	46.00	-17.98
223.45	37.48	QP	272	1.3	V	-11.62	25.86	46.00	-20.14
4512.67	50.71	PK	190	1.2	H	-1.94	48.77	74.00	-25.23
4512.67	45.48	Ave	190	1.2	H	-1.94	43.54	54.00	-10.46
5136.27	52.77	PK	155	1.2	H	-1.06	51.71	74.00	-22.29
5136.27	49.41	Ave	155	1.2	H	-1.06	48.35	54.00	-5.65
10400.00	42.11	PK	96	1.6	H	5.21	47.32	74.00	-26.68
10400.00	36.74	Ave	96	1.6	H	5.21	41.95	54.00	-12.05

Frequency	Receiver Reading	Detector	Turn table Angle	RX Antenna		Corrected Factor	Corrected Amplitude	FCC Part 15.407/209/205	
				Height	Polar			Limit	Margin
(MHz)	(dB μ V)	(PK/QP/Ave)	Degree	(m)	(H/V)	(dB)	(dB μ V/m)	(dB μ V/m)	(dB)
802.11a U-NII-1 High channel 5240MHz									
223.45	38.77	QP	105	1.4	H	-11.62	27.15	46.00	-18.85
223.45	36.53	QP	90	1.2	V	-11.62	24.91	46.00	-21.09
4514.20	50.97	PK	10	1.5	H	-2.24	48.73	74.00	-25.27
4514.20	44.16	Ave	10	1.5	H	-2.24	41.92	54.00	-12.08
5118.19	52.67	PK	124	1.8	H	-1.09	51.58	74.00	-22.42
5118.19	50.48	Ave	124	1.8	H	-1.09	49.39	54.00	-4.61
10480.00	39.73	PK	204	1.6	H	5.14	44.87	74.00	-29.13
10480.00	35.72	Ave	204	1.6	H	5.14	40.86	54.00	-13.14
802.11a U-NII-2A Low Channel 5260MHz									
223.45	41.05	QP	160	2.0	H	-11.62	29.43	46.00	-16.57
223.45	36.26	QP	139	1.7	V	-11.62	24.64	46.00	-21.36
4515.09	50.44	PK	70	1.1	H	-2.03	48.41	74.00	-25.59
4515.09	46.32	Ave	70	1.1	H	-2.03	44.29	54.00	-9.71
5146.43	52.53	PK	283	1.4	H	-1.02	51.51	74.00	-22.49
5146.43	48.18	Ave	283	1.4	H	-1.02	47.16	54.00	-6.84
10520.00	41.08	PK	208	1.9	H	5.33	46.41	74.00	-27.59
10520.00	36.85	Ave	208	1.9	H	5.33	42.18	54.00	-11.82

Frequency	Receiver Reading	Detector	Turn table Angle	RX Antenna		Corrected Factor	Corrected Amplitude	FCC Part 15.407/209/205	
				Height	Polar			Limit	Margin
(MHz)	(dB μ V)	(PK/QP/Ave)	Degree	(m)	(H/V)	(dB)	(dB μ V/m)	(dB μ V/m)	(dB)
802.11a U-NII-2A middle channel 5280MHz									
223.45	42.01	QP	251	1.5	H	-11.62	30.39	46.00	-15.61
223.45	36.27	QP	316	2.0	V	-11.62	24.65	46.00	-21.35
4530.77	49.34	PK	154	1.1	H	-1.94	47.40	74.00	-26.60
4530.77	47.08	Ave	154	1.1	H	-1.94	45.14	54.00	-8.86
5119.72	54.11	PK	96	1.5	H	-1.06	53.05	74.00	-20.95
5119.72	49.34	Ave	96	1.5	H	-1.06	48.28	54.00	-5.72
10560.00	40.55	PK	10	1.1	H	5.21	45.76	74.00	-28.24
10560.00	37.30	Ave	10	1.1	H	5.21	42.51	54.00	-11.49
802.11a U-NII-2A High channel 5320MHz									
223.45	41.76	QP	189	1.1	H	-11.62	30.14	46.00	-15.86
223.45	34.84	QP	96	1.1	V	-11.62	23.22	46.00	-22.78
4508.70	50.41	PK	35	1.3	H	-2.24	48.17	74.00	-25.83
4508.70	46.06	Ave	35	1.3	H	-2.24	43.82	54.00	-10.18
5149.69	53.64	PK	220	1.6	H	-1.09	52.55	74.00	-21.45
5149.69	50.67	Ave	220	1.6	H	-1.09	49.58	54.00	-4.42
10640.00	41.46	PK	254	1.9	H	5.14	46.60	68.20	-21.60
10640.00	38.35	Ave	254	1.9	H	5.14	43.49	54.00	-10.51

Frequency	Receiver Reading	Detector	Turn table Angle	RX Antenna		Corrected Factor	Corrected Amplitude	FCC Part 15.407/209/205	
				Height	Polar			Limit	Margin
(MHz)	(dB μ V)	(PK/QP/Ave)	Degree	(m)	(H/V)	(dB)	(dB μ V/m)	(dB μ V/m)	(dB)
802.11a U-NII-2C Low Channel 5500MHz									
223.45	41.05	QP	43	1.7	H	-11.62	29.43	46.00	-16.57
223.45	36.26	QP	216	2.0	V	-11.62	24.64	46.00	-21.36
4504.76	50.44	PK	275	1.1	H	-2.03	48.41	74.00	-25.59
4504.76	46.32	Ave	275	1.1	H	-2.03	44.29	54.00	-9.71
5125.91	52.53	PK	83	1.3	H	-1.02	51.51	74.00	-22.49
5125.91	48.18	Ave	83	1.3	H	-1.02	47.16	54.00	-6.84
11000.00	41.08	PK	271	1.4	H	5.33	46.41	68.20	-21.79
11000.00	36.85	Ave	271	1.4	H	5.33	42.18	54.00	-11.82
802.11a U-NII-2C Middle channel 5600MHz									
223.45	40.24	QP	169	1.8	H	-11.62	28.62	46.00	-17.38
223.45	35.12	QP	201	1.5	V	-11.62	23.50	46.00	-22.50
4508.53	49.92	PK	263	1.4	H	-1.94	47.98	74.00	-26.02
4508.53	46.86	Ave	263	1.4	H	-1.94	44.92	54.00	-9.08
5142.04	52.37	PK	112	1.1	H	-1.06	51.31	74.00	-22.69
5142.04	48.56	Ave	112	1.1	H	-1.06	47.50	54.00	-6.50
11200.00	41.25	PK	117	1.3	H	5.21	46.46	68.20	-21.74
11200.00	37.07	Ave	117	1.3	H	5.21	42.28	54.00	-11.72

Frequency	Receiver Reading	Detector	Turn table Angle	RX Antenna		Corrected Factor	Corrected Amplitude	FCC Part 15.407/209/205	
				Height	Polar			Limit	Margin
(MHz)	(dB μ V)	(PK/QP/Ave)	Degree	(m)	(H/V)	(dB)	(dB μ V/m)	(dB μ V/m)	(dB)
802.11a U-NII-2C High channel 5700MHz									
223.45	41.68	QP	49	1.1	H	-11.62	30.06	46.00	-15.94
223.45	34.28	QP	111	1.9	V	-11.62	22.66	46.00	-23.34
4513.63	48.91	PK	144	1.7	H	-2.24	46.67	74.00	-27.33
4513.63	47.27	Ave	144	1.7	H	-2.24	45.03	54.00	-8.97
5135.52	51.47	PK	242	1.0	H	-1.09	50.38	74.00	-23.62
5135.52	48.72	Ave	242	1.0	H	-1.09	47.63	54.00	-6.37
11400.00	41.75	PK	77	1.9	H	5.14	46.89	68.20	-21.31
11400.00	38.27	Ave	77	1.9	H	5.14	43.41	54.00	-10.59
802.11a U-NII-3 Low Channel 5745MHz									
223.45	39.86	QP	150	1.2	H	-11.62	28.24	46.00	-17.76
223.45	36.81	QP	213	1.5	V	-11.62	25.19	46.00	-20.81
4509.08	52.01	PK	238	1.4	H	-2.06	49.95	74.00	-24.05
4509.08	43.23	Ave	238	1.4	H	-2.06	41.17	54.00	-12.83
11490.00	39.69	PK	208	1.1	H	5.93	45.62	68.20	-22.58
11490.00	36.60	Ave	208	1.1	H	5.93	42.53	54.00	-11.47
5356.56	45.32	PK	36	1.0	H	-1.25	44.07	74.00	-29.93
5356.56	37.00	Ave	36	1.0	H	-1.25	35.75	54.00	-18.25

Frequency	Receiver Reading	Detector	Turn table Angle	RX Antenna		Corrected Factor	Corrected Amplitude	FCC Part 15.407/209/205	
				Height	Polar			Limit	Margin
(MHz)	(dB μ V)	(PK/QP/Ave)	Degree	(m)	(H/V)	(dB)	(dB μ V/m)	(dB μ V/m)	(dB)
802.11a U-NII-3 middle channel 5785MHz									
223.45	40.53	QP	254	1.5	H	-11.62	28.91	46.00	-17.09
223.45	38.29	QP	49	1.4	V	-11.62	26.67	46.00	-19.33
4513.91	51.11	PK	232	2.0	H	-2.03	49.08	74.00	-24.92
4513.91	44.06	Ave	232	2.0	H	-2.03	42.03	54.00	-11.97
11570.00	40.34	PK	304	1.5	H	5.81	46.15	68.20	-22.05
11570.00	37.94	Ave	304	1.5	H	5.81	43.75	54.00	-10.25
5379.97	45.11	PK	5	1.5	H	-1.22	43.89	74.00	-30.11
5379.97	38.54	Ave	5	1.5	H	-1.22	37.32	54.00	-16.68
802.11a U-NII-3 High channel 5825MHz									
223.45	39.06	QP	4	1.6	H	-11.62	27.44	46.00	-18.56
223.45	36.89	QP	184	1.8	V	-11.62	25.27	46.00	-20.73
4526.29	51.14	PK	348	1.8	H	-1.84	49.30	74.00	-24.70
4526.29	44.53	Ave	348	1.8	H	-1.84	42.69	54.00	-11.31
11650.00	42.31	PK	179	1.4	H	5.84	48.15	68.20	-20.05
11650.00	36.65	Ave	179	1.4	H	5.84	42.49	54.00	-11.51
5361.28	45.36	PK	181	1.9	H	-1.30	44.06	74.00	-29.94
5361.28	39.46	Ave	181	1.9	H	-1.30	38.16	54.00	-15.84

Frequency	Receiver Reading	Detector	Turn table Angle	RX Antenna		Corrected Factor	Corrected Amplitude	FCC Part 15.407/209/205	
				Height	Polar			Limit	Margin
(MHz)	(dBμV)	(PK/QP/Ave)	Degree	(m)	(H/V)	(dB)	(dBμV/m)	(dBμV/m)	(dB)
802.11n(HT20) U-NII-1 Low Channel 5180MHz									
223.45	40.04	QP	45	1.9	H	-11.62	28.42	46.00	-17.58
223.45	35.83	QP	205	1.3	V	-11.62	24.21	46.00	-21.79
4501.13	51.65	PK	53	1.9	H	-2.14	49.51	74.00	-24.49
4501.13	44.96	Ave	53	1.9	H	-2.14	42.82	54.00	-11.18
5143.13	45.70	PK	128	1.4	H	-1.06	44.64	74.00	-29.36
5143.13	37.53	Ave	128	1.4	H	-1.06	36.47	54.00	-17.53
10360.00	40.67	PK	335	1.6	H	5.33	46.00	74.00	-28.00
10360.00	38.01	Ave	335	1.6	H	5.33	43.34	54.00	-10.66
802.11n(HT20) U-NII-1 Middle channel 5200MHz									
223.45	41.01	QP	191	1.1	H	-11.62	29.39	46.00	-16.61
223.45	37.01	QP	73	1.5	V	-11.62	25.39	46.00	-20.61
4525.11	52.33	PK	357	1.2	H	-2.12	50.21	74.00	-23.79
4525.11	45.89	Ave	357	1.2	H	-2.12	43.77	54.00	-10.23
5127.41	45.07	PK	274	1.2	H	-1.06	44.01	74.00	-29.99
5127.41	36.80	Ave	274	1.2	H	-1.06	35.74	54.00	-18.26
10400.00	41.34	PK	238	1.9	H	5.21	46.55	74.00	-27.45
10400.00	37.12	Ave	238	1.9	H	5.21	42.33	54.00	-11.67

Frequency	Receiver Reading	Detector	Turn table Angle	RX Antenna		Corrected Factor	Corrected Amplitude	FCC Part 15.407/209/205	
				Height	Polar			Limit	Margin
(MHz)	(dB μ V)	(PK/QP/Ave)	Degree	(m)	(H/V)	(dB)	(dB μ V/m)	(dB μ V/m)	(dB)
802.11n(HT20) U-NII-1 High channel 5240MHz									
223.45	40.72	QP	161	1.6	H	-11.62	29.10	46.00	-16.90
223.45	35.96	QP	340	1.8	V	-11.62	24.34	46.00	-21.66
4522.92	52.73	PK	2	1.7	H	-1.96	50.77	74.00	-23.23
4522.92	45.99	Ave	2	1.7	H	-1.96	44.03	54.00	-9.97
5133.89	47.06	PK	156	1.4	H	-1.06	46.00	74.00	-28.00
5133.89	38.60	Ave	156	1.4	H	-1.06	37.54	54.00	-16.46
10480.00	42.00	PK	149	1.9	H	5.14	47.14	74.00	-26.86
10480.00	37.41	Ave	149	1.9	H	5.14	42.55	54.00	-11.45
802.11n(HT20) U-NII-2A Low Channel 5260MHz									
223.45	39.66	QP	315	1.4	H	-11.62	28.04	46.00	-17.96
223.45	43.30	QP	159	1.1	V	-11.62	31.68	46.00	-14.32
4536.03	37.54	PK	333	1.9	H	-2.03	35.51	74.00	-38.49
4536.03	46.75	Ave	333	1.9	H	-2.03	44.72	54.00	-9.28
5116.89	40.43	PK	145	1.4	H	-1.02	39.41	74.00	-34.59
5116.89	1.40	Ave	145	1.4	H	-1.02	0.38	54.00	-53.62
10520.00	38.47	PK	123	1.1	H	5.33	43.80	74.00	-30.20
10520.00	35.26	Ave	123	1.1	H	5.33	40.59	54.00	-13.41

Frequency	Receiver Reading	Detector	Turn table Angle	RX Antenna		Corrected Factor	Corrected Amplitude	FCC Part 15.407/209/205	
				Height	Polar			Limit	Margin
(MHz)	(dBμV)	(PK/QP/Ave)	Degree	(m)	(H/V)	(dB)	(dBμV/m)	(dBμV/m)	(dB)
802.11n(HT20) U-NII-2A middle channel 5280MHz									
223.45	40.38	QP	151	1.6	H	-11.62	28.76	46.00	-17.24
223.45	44.32	QP	62	1.2	V	-11.62	32.70	46.00	-13.30
4533.76	36.17	PK	245	2.0	H	-1.94	34.23	74.00	-39.77
4533.76	47.82	Ave	245	2.0	H	-1.94	45.88	54.00	-8.12
5140.28	42.07	PK	294	2.0	H	-1.06	41.01	74.00	-32.99
5140.28	2.06	Ave	294	2.0	H	-1.06	1.00	54.00	-53.00
10560.00	37.48	PK	239	1.6	H	5.21	42.69	74.00	-31.31
10560.00	36.34	Ave	239	1.6	H	5.21	41.55	54.00	-12.45
802.11n(HT20) U-NII-2A High channel 5320MHz									
223.45	39.91	QP	194	1.2	H	-11.62	28.29	46.00	-17.71
223.45	42.95	QP	243	1.3	V	-11.62	31.33	46.00	-14.67
4539.67	37.37	PK	60	1.6	H	-2.24	35.13	74.00	-38.87
4539.67	47.27	Ave	60	1.6	H	-2.24	45.03	54.00	-8.97
5131.22	42.84	PK	360	1.3	H	-1.09	41.75	74.00	-32.25
5131.22	1.39	Ave	360	1.3	H	-1.09	0.30	54.00	-53.70
10640.00	39.62	PK	94	1.8	H	5.14	44.76	68.20	-23.44
10640.00	35.58	Ave	94	1.8	H	5.14	40.72	54.00	-13.28

Frequency	Receiver Reading	Detector	Turn table Angle	RX Antenna		Corrected Factor	Corrected Amplitude	FCC Part 15.407/209/205	
				Height	Polar			Limit	Margin
(MHz)	(dB μ V)	(PK/QP/Ave)	Degree	(m)	(H/V)	(dB)	(dB μ V/m)	(dB μ V/m)	(dB)
802.11n(HT20) U-NII-2C Low Channel 5500MHz									
223.45	43.81	QP	237	1.3	H	-11.62	32.19	46.00	-13.81
223.45	2.00	QP	33	2.0	V	-11.62	-9.62	46.00	-55.62
4528.08	40.39	PK	279	1.4	H	-2.03	38.36	74.00	-35.64
4528.08	36.69	Ave	279	1.4	H	-2.03	34.66	54.00	-19.34
5122.32	47.59	PK	23	1.4	H	-1.02	46.57	74.00	-27.43
5122.32	39.50	Ave	23	1.4	H	-1.02	38.48	54.00	-15.52
11000.00	-1.24	PK	275	1.2	H	5.33	4.09	68.20	-64.11
11000.00	40.42	Ave	275	1.2	H	5.33	45.75	54.00	-8.25
802.11n(HT20) U-NII-2C Middle channel 5600MHz									
223.45	42.37	QP	300	1.5	H	-11.62	30.75	46.00	-15.25
223.45	2.37	QP	233	1.6	V	-11.62	-9.25	46.00	-55.25
4504.22	39.92	PK	123	1.4	H	-1.94	37.98	74.00	-36.02
4504.22	36.44	Ave	123	1.4	H	-1.94	34.50	54.00	-19.50
5126.34	47.07	PK	331	1.7	H	-1.06	46.01	74.00	-27.99
5126.34	39.08	Ave	331	1.7	H	-1.06	38.02	54.00	-15.98
11200.00	-0.79	PK	43	1.5	H	5.21	4.42	68.20	-63.78
11200.00	40.03	Ave	43	1.5	H	5.21	45.24	54.00	-8.76

Frequency	Receiver Reading	Detector	Turn table Angle	RX Antenna		Corrected Factor	Corrected Amplitude	FCC Part 15.407/209/205	
				Height	Polar			Limit	Margin
(MHz)	(dB μ V)	(PK/QP/Ave)	Degree	(m)	(H/V)	(dB)	(dB μ V/m)	(dB μ V/m)	(dB)
802.11n(HT20) U-NII-2C High channel 5700MHz									
223.45	39.27	QP	132	1.1	H	-11.62	27.65	46.00	-18.35
223.45	3.80	QP	355	1.0	V	-11.62	-7.82	46.00	-53.82
4520.49	39.22	PK	296	1.1	H	-2.24	36.98	74.00	-37.02
4520.49	38.17	Ave	296	1.1	H	-2.24	35.93	54.00	-18.07
5141.58	49.80	PK	26	1.2	H	-1.09	48.71	74.00	-25.29
5141.58	39.03	Ave	26	1.2	H	-1.09	37.94	54.00	-16.06
11400.00	0.75	PK	128	1.5	H	5.14	5.89	68.20	-62.31
11400.00	35.07	Ave	128	1.5	H	5.14	40.21	54.00	-13.79
802.11n(HT20) U-NII-3 Low Channel 5745MHz									
223.45	36.74	QP	103	1.4	H	-11.62	25.12	46.00	-20.88
223.45	53.06	QP	105	1.5	V	-11.62	41.44	46.00	-4.56
4511.10	45.00	PK	233	1.6	H	-2.06	42.94	74.00	-31.06
4511.10	47.21	Ave	233	1.6	H	-2.06	45.15	54.00	-8.85
11490.00	39.09	PK	288	1.7	H	5.93	45.02	68.20	-23.18
11490.00	46.50	Ave	288	1.7	H	5.93	52.43	54.00	-1.57
5377.11	45.03	PK	232	1.8	H	-1.25	43.78	74.00	-30.22
5377.11	39.02	Ave	232	1.8	H	-1.25	37.77	54.00	-16.23

Frequency	Receiver Reading	Detector	Turn table Angle	RX Antenna		Corrected Factor	Corrected Amplitude	FCC Part 15.407/209/205	
				Height	Polar			Limit	Margin
(MHz)	(dB μ V)	(PK/QP/Ave)	Degree	(m)	(H/V)	(dB)	(dB μ V/m)	(dB μ V/m)	(dB)
802.11n(HT20) U-NII-3 middle channel 5785MHz									
223.45	37.53	QP	98	1.0	H	-11.62	25.91	46.00	-20.09
223.45	52.39	QP	206	1.3	V	-11.62	40.77	46.00	-5.23
4514.65	43.73	PK	82	1.9	H	-2.03	41.70	74.00	-32.30
4514.65	48.41	Ave	82	1.9	H	-2.03	46.38	54.00	-7.62
11570.00	37.10	PK	283	1.3	H	5.81	42.91	68.20	-25.29
11570.00	45.41	Ave	283	1.3	H	5.81	51.22	54.00	-2.78
5376.11	45.93	PK	255	1.1	H	-1.22	44.71	74.00	-29.29
5376.11	37.22	Ave	255	1.1	H	-1.22	36.00	54.00	-18.00
802.11n(HT20) U-NII-3 High channel 5825MHz									
223.45	38.04	QP	332	1.5	H	-11.62	26.42	46.00	-19.58
223.45	51.90	QP	26	1.7	V	-11.62	40.28	46.00	-5.72
4509.83	44.75	PK	337	1.1	H	-1.84	42.91	74.00	-31.09
4509.83	46.93	Ave	337	1.1	H	-1.84	45.09	54.00	-8.91
11650.00	38.60	PK	78	1.8	H	5.84	44.44	68.20	-23.76
11650.00	47.35	Ave	78	1.8	H	5.84	53.19	54.00	-0.81
5386.50	45.62	PK	217	1.0	H	-1.30	44.32	74.00	-29.68
5386.50	38.32	Ave	217	1.0	H	-1.30	37.02	54.00	-16.98

Frequency	Receiver Reading	Detector	Turn table Angle	RX Antenna		Corrected Factor	Corrected Amplitude	FCC Part 15.407/209/205	
				Height	Polar			Limit	Margin
(MHz)	(dB μ V)	(PK/QP/Ave)	Degree	(m)	(H/V)	(dB)	(dB μ V/m)	(dB μ V/m)	(dB)
802.11ac(HT20) U-NII-1 Low Channel 5180MHz									
223.45	37.26	QP	198	1.1	H	-11.62	25.64	46.00	-20.36
223.45	46.07	QP	321	1.6	V	-11.62	34.45	46.00	-11.55
4521.76	44.59	PK	121	1.1	H	-1.86	42.73	74.00	-31.27
4521.76	39.60	Ave	121	1.1	H	-1.86	37.74	54.00	-16.26
5140.08	41.29	PK	156	1.7	H	-1.06	40.23	74.00	-33.77
5140.08	36.81	Ave	156	1.7	H	-1.06	35.75	54.00	-18.25
10360.00	46.52	PK	256	1.9	H	5.33	51.85	74.00	-22.15
10360.00	39.88	Ave	256	1.9	H	5.33	45.21	54.00	-8.79
802.11ac(HT20) U-NII-1 Middle channel 5200MHz									
223.45	37.75	QP	132	1.3	H	-11.62	26.13	46.00	-19.87
223.45	46.17	QP	188	1.6	V	-11.62	34.55	46.00	-11.45
4520.07	44.80	PK	4	1.0	H	-1.82	42.98	74.00	-31.02
4520.07	39.10	Ave	4	1.0	H	-1.82	37.28	54.00	-16.72
5133.14	41.43	PK	94	1.1	H	-1.06	40.37	74.00	-33.63
5133.14	36.63	Ave	94	1.1	H	-1.06	35.57	54.00	-18.43
10400.00	41.66	PK	320	1.4	H	5.21	46.87	74.00	-27.13
10400.00	37.71	Ave	320	1.4	H	5.21	42.92	54.00	-11.08

Frequency	Receiver Reading	Detector	Turn table Angle	RX Antenna		Corrected Factor	Corrected Amplitude	FCC Part 15.407/209/205	
				Height	Polar			Limit	Margin
(MHz)	(dB μ V)	(PK/QP/Ave)	Degree	(m)	(H/V)	(dB)	(dB μ V/m)	(dB μ V/m)	(dB)
802.11ac(HT20) U-NII-1 High channel 5240MHz									
223.45	38.20	QP	305	1.7	H	-11.62	26.58	46.00	-19.42
223.45	46.28	QP	293	1.9	V	-11.62	34.66	46.00	-11.34
4503.84	44.94	PK	210	1.6	H	-1.81	43.13	74.00	-30.87
4503.84	38.51	Ave	210	1.6	H	-1.81	36.70	54.00	-17.30
5114.12	41.08	PK	46	1.4	H	-1.06	40.02	74.00	-33.98
5114.12	37.03	Ave	46	1.4	H	-1.06	35.97	54.00	-18.03
10480.00	41.17	PK	169	1.7	H	5.14	46.31	74.00	-27.69
10480.00	36.55	Ave	169	1.7	H	5.14	41.69	54.00	-12.31
802.11ac(HT20) U-NII-2A Low Channel 5260MHz									
223.45	40.37	QP	251	1.8	H	-11.62	28.75	46.00	-17.25
223.45	38.47	QP	73	1.7	V	-11.62	26.85	46.00	-19.15
4535.99	42.55	PK	141	1.8	H	-2.03	40.52	74.00	-33.48
4535.99	36.19	Ave	141	1.8	H	-2.03	34.16	54.00	-19.84
5136.23	45.96	PK	87	1.6	H	-1.02	44.94	74.00	-29.06
5136.23	38.46	Ave	87	1.6	H	-1.02	37.44	54.00	-16.56
10520.00	41.69	PK	266	2.0	H	5.33	47.02	74.00	-26.98
10520.00	34.54	Ave	266	2.0	H	5.33	39.87	54.00	-14.13

Frequency	Receiver Reading	Detector	Turn table Angle	RX Antenna		Corrected Factor	Corrected Amplitude	FCC Part 15.407/209/205	
				Height	Polar			Limit	Margin
(MHz)	(dB μ V)	(PK/QP/Ave)	Degree	(m)	(H/V)	(dB)	(dB μ V/m)	(dB μ V/m)	(dB)
802.11ac(HT20) U-NII-2A middle channel 5280MHz									
223.45	40.55	QP	222	1.8	H	-11.62	28.93	46.00	-17.07
223.45	37.64	QP	299	1.4	V	-11.62	26.02	46.00	-19.98
4511.63	41.88	PK	68	1.4	H	-1.94	39.94	74.00	-34.06
4511.63	37.15	Ave	68	1.4	H	-1.94	35.21	54.00	-18.79
5142.73	47.24	PK	244	1.4	H	-1.06	46.18	74.00	-27.82
5142.73	38.28	Ave	244	1.4	H	-1.06	37.22	54.00	-16.78
10560.00	42.73	PK	332	1.8	H	5.21	47.94	74.00	-26.06
10560.00	33.51	Ave	332	1.8	H	5.21	38.72	54.00	-15.28
802.11ac(HT20) U-NII-2A High channel 5320MHz									
223.45	42.01	QP	164	2.0	H	-11.62	30.39	46.00	-15.61
223.45	36.49	QP	153	1.9	V	-11.62	24.87	46.00	-21.13
4505.82	41.87	PK	138	1.3	H	-2.24	39.63	74.00	-34.37
4505.82	35.72	Ave	138	1.3	H	-2.24	33.48	54.00	-20.52
5136.53	48.71	PK	101	1.8	H	-1.09	47.62	74.00	-26.38
5136.53	39.42	Ave	101	1.8	H	-1.09	38.33	54.00	-15.67
10640.00	42.16	PK	278	1.7	H	5.14	47.30	68.20	-20.90
10640.00	34.53	Ave	278	1.7	H	5.14	39.67	54.00	-14.33

Frequency	Receiver Reading	Detector	Turn table Angle	RX Antenna		Corrected Factor	Corrected Amplitude	FCC Part 15.407/209/205	
				Height	Polar			Limit	Margin
(MHz)	(dB μ V)	(PK/QP/Ave)	Degree	(m)	(H/V)	(dB)	(dB μ V/m)	(dB μ V/m)	(dB)
802.11ac(HT20) U-NII-2C Low Channel 5500MHz									
223.45	47.63	QP	269	1.5	H	-11.62	36.01	46.00	-9.99
223.45	39.06	QP	74	1.4	V	-11.62	27.44	46.00	-18.56
4518.43	43.60	PK	9	1.3	H	-2.03	41.57	74.00	-32.43
4518.43	33.87	Ave	9	1.3	H	-2.03	31.84	54.00	-22.16
5116.99	44.87	PK	286	1.8	H	-1.02	43.85	74.00	-30.15
5116.99	38.46	Ave	286	1.8	H	-1.02	37.44	54.00	-16.56
11000.00	-1.08	PK	290	1.3	H	5.33	4.25	68.20	-63.95
11000.00	41.11	Ave	290	1.3	H	5.33	46.44	54.00	-7.56
802.11ac(HT20) U-NII-2C Middle channel 5600MHz									
223.45	46.30	QP	234	1.5	H	-11.62	34.68	46.00	-11.32
223.45	37.69	QP	5	1.6	V	-11.62	26.07	46.00	-19.93
4539.64	43.89	PK	78	1.6	H	-1.94	41.95	74.00	-32.05
4539.64	34.41	Ave	78	1.6	H	-1.94	32.47	54.00	-21.53
5132.32	43.88	PK	67	1.2	H	-1.06	42.82	74.00	-31.18
5132.32	40.26	Ave	67	1.2	H	-1.06	39.20	54.00	-14.80
11200.00	-1.16	PK	347	1.8	H	5.21	4.05	68.20	-64.15
11200.00	40.98	Ave	347	1.8	H	5.21	46.19	54.00	-7.81

Frequency	Receiver Reading	Detector	Turn table Angle	RX Antenna		Corrected Factor	Corrected Amplitude	FCC Part 15.407/209/205	
				Height	Polar			Limit	Margin
(MHz)	(dB μ V)	(PK/QP/Ave)	Degree	(m)	(H/V)	(dB)	(dB μ V/m)	(dB μ V/m)	(dB)
802.11ac(HT20) U-NII-2C High channel 5700MHz									
223.45	45.13	QP	322	2.0	H	-11.62	33.51	46.00	-12.49
223.45	38.15	QP	276	2.0	V	-11.62	26.53	46.00	-19.47
4508.43	42.68	PK	100	1.2	H	-2.24	40.44	74.00	-33.56
4508.43	36.75	Ave	100	1.2	H	-2.24	34.51	54.00	-19.49
5145.28	48.80	PK	149	1.2	H	-1.09	47.71	74.00	-26.29
5145.28	39.95	Ave	149	1.2	H	-1.09	38.86	54.00	-15.14
11400.00	-0.28	PK	251	1.4	H	5.14	4.86	68.20	-63.34
11400.00	42.78	Ave	251	1.4	H	5.14	47.92	54.00	-6.08
802.11ac(HT20) U-NII-3 Low Channel 5745MHz									
223.45	36.99	QP	237	1.8	H	-11.62	25.37	46.00	-20.63
223.45	46.60	QP	220	1.4	V	-11.62	34.98	46.00	-11.02
4505.25	42.15	PK	219	1.4	H	-1.92	40.23	74.00	-33.77
4505.25	37.47	Ave	219	1.4	H	-1.92	35.55	54.00	-18.45
11490.00	38.48	PK	11	1.6	H	5.93	44.41	68.20	-23.79
11490.00	35.02	Ave	11	1.6	H	5.93	40.95	54.00	-13.05
5374.01	46.67	PK	337	1.9	H	-1.03	45.64	74.00	-28.36
5374.01	37.51	Ave	337	1.9	H	-1.03	36.48	54.00	-17.52

Frequency	Receiver Reading	Detector	Turn table Angle	RX Antenna		Corrected Factor	Corrected Amplitude	FCC Part 15.407/209/205	
				Height	Polar			Limit	Margin
(MHz)	(dB μ V)	(PK/QP/Ave)	Degree	(m)	(H/V)	(dB)	(dB μ V/m)	(dB μ V/m)	(dB)
802.11ac(HT20) U-NII-3 middle channel 5785MHz									
223.45	36.15	QP	52	1.2	H	-11.62	24.53	46.00	-21.47
223.45	46.41	QP	260	1.5	V	-11.62	34.79	46.00	-11.21
4525.12	41.76	PK	184	1.8	H	-1.97	39.79	74.00	-34.21
4525.12	37.27	Ave	184	1.8	H	-1.97	35.30	54.00	-18.70
11570.00	40.51	PK	270	1.5	H	5.81	46.32	68.20	-21.88
11570.00	37.58	Ave	270	1.5	H	5.81	43.39	54.00	-10.61
5384.19	46.38	PK	270	1.7	H	-1.05	45.33	74.00	-28.67
5384.19	37.61	Ave	270	1.7	H	-1.05	36.56	54.00	-17.44
802.11ac(HT20) U-NII-3 High channel 5825MHz									
223.45	35.39	QP	188	1.3	H	-11.62	23.77	46.00	-22.23
223.45	46.47	QP	241	1.7	V	-11.62	34.85	46.00	-11.15
4511.55	41.09	PK	62	1.8	H	-1.88	39.21	74.00	-34.79
4511.55	37.85	Ave	62	1.8	H	-1.88	35.97	54.00	-18.03
11650.00	40.09	PK	44	1.4	H	5.84	45.93	68.20	-22.27
11650.00	36.14	Ave	44	1.4	H	5.84	41.98	54.00	-12.02
5354.41	45.61	PK	67	1.6	H	-1.06	44.55	74.00	-29.45
5354.41	37.10	Ave	67	1.6	H	-1.06	36.04	54.00	-17.96

Frequency	Receiver Reading	Detector	Turn table Angle	RX Antenna		Corrected Factor	Corrected Amplitude	FCC Part 15.407/209/205	
				Height	Polar			Limit	Margin
(MHz)	(dB μ V)	(PK/QP/Ave)	Degree	(m)	(H/V)	(dB)	(dB μ V/m)	(dB μ V/m)	(dB)
802.11n(HT40) U-NII-1 Low Channel 5190MHz									
223.45	36.81	QP	220	1.1	H	-11.62	25.19	46.00	-20.81
223.45	46.67	QP	154	1.6	V	-11.62	35.05	46.00	-10.95
4532.64	39.62	PK	286	1.1	H	-1.89	37.73	74.00	-36.27
4532.64	35.13	Ave	286	1.1	H	-1.89	33.24	54.00	-20.76
5110.49	44.65	PK	66	1.9	H	-1.06	43.59	74.00	-30.41
5110.49	39.77	Ave	66	1.9	H	-1.06	38.71	54.00	-15.29
10380.00	38.67	PK	164	1.3	H	5.26	43.93	74.00	-30.07
10380.00	34.42	Ave	164	1.3	H	5.26	39.68	54.00	-14.32
802.11n(HT40) U-NII-1 High channel 5230MHz									
223.45	37.07	QP	189	1.6	H	-11.62	25.45	46.00	-20.55
223.45	46.45	QP	310	1.1	V	-11.62	34.83	46.00	-11.17
4504.84	40.53	PK	239	1.6	H	-1.94	38.59	74.00	-35.41
4504.84	34.23	Ave	239	1.6	H	-1.94	32.29	54.00	-21.71
5111.87	46.20	PK	254	1.2	H	-1.06	45.14	74.00	-28.86
5111.87	40.39	Ave	254	1.2	H	-1.06	39.33	54.00	-14.67
10460.00	41.46	PK	241	1.9	H	5.28	46.74	74.00	-27.26
10480.00	37.77	Ave	241	1.9	H	5.28	43.05	54.00	-10.95

Frequency	Receiver Reading	Detector	Turn table Angle	RX Antenna		Corrected Factor	Corrected Amplitude	FCC Part 15.407/209/205	
				Height	Polar			Limit	Margin
(MHz)	(dB μ V)	(PK/QP/Ave)	Degree	(m)	(H/V)	(dB)	(dB μ V/m)	(dB μ V/m)	(dB)
802.11n(HT40) U-NII-2A Low Channel 5270MHz									
223.45	45.69	QP	120	1.5	H	-11.62	34.07	46.00	-11.93
223.45	40.35	QP	274	1.3	V	-11.62	28.73	46.00	-17.27
4502.82	41.77	PK	273	1.0	H	-1.89	39.88	74.00	-34.12
4502.82	38.36	Ave	273	1.0	H	-1.89	36.47	54.00	-17.53
5113.40	46.86	PK	352	1.6	H	-1.06	45.80	74.00	-28.20
5113.40	39.22	Ave	352	1.6	H	-1.06	38.16	54.00	-15.84
10540.00	45.73	PK	134	1.6	H	5.26	50.99	74.00	-23.01
10540.00	37.79	Ave	134	1.6	H	5.26	43.05	54.00	-10.95
802.11n(HT40) U-NII-2A High channel 5310MHz									
223.45	45.07	QP	66	1.7	H	-11.62	33.45	46.00	-12.55
223.45	39.53	QP	208	1.4	V	-11.62	27.91	46.00	-18.09
4502.07	41.34	PK	187	1.7	H	-1.94	39.40	74.00	-34.60
4502.07	37.41	Ave	187	1.7	H	-1.94	35.47	54.00	-18.53
5115.75	47.85	PK	301	1.3	H	-1.06	46.79	74.00	-27.21
5115.75	40.60	Ave	301	1.3	H	-1.06	39.54	54.00	-14.46
10620.00	41.94	PK	135	1.9	H	5.28	47.22	68.20	-20.98
10620.00	36.80	Ave	135	1.9	H	5.28	42.08	54.00	-11.92

Frequency	Receiver Reading	Detector	Turn table Angle	RX Antenna		Corrected Factor	Corrected Amplitude	FCC Part 15.407/209/205	
				Height	Polar			Limit	Margin
(MHz)	(dB μ V)	(PK/QP/Ave)	Degree	(m)	(H/V)	(dB)	(dB μ V/m)	(dB μ V/m)	(dB)
802.11n(HT40) U-NII-2C Low Channel 5510MHz									
223.45	48.27	QP	69	1.3	H	-11.62	36.65	46.00	-9.35
223.45	41.56	QP	183	1.2	V	-11.62	29.94	46.00	-16.06
4502.46	41.39	PK	65	1.1	H	-1.89	39.50	74.00	-34.50
4502.46	37.35	Ave	65	1.1	H	-1.89	35.46	54.00	-18.54
5130.90	45.49	PK	124	1.4	H	-1.06	44.43	74.00	-29.57
5130.90	37.82	Ave	124	1.4	H	-1.06	36.76	54.00	-17.24
11020.00	43.50	PK	304	1.4	H	5.26	48.76	68.20	-19.44
11020.00	39.39	Ave	304	1.4	H	5.26	44.65	54.00	-9.35
802.11n(HT40) U-NII-2C Middle channel 5550MHz									
223.45	48.20	QP	248	1.9	H	-11.62	36.58	46.00	-9.42
223.45	40.70	QP	165	1.3	V	-11.62	29.08	46.00	-16.92
4501.94	42.12	PK	71	1.0	H	-1.94	40.18	74.00	-33.82
4501.94	37.13	Ave	71	1.0	H	-1.94	35.19	54.00	-18.81
5140.54	47.33	PK	245	1.4	H	-1.06	46.27	74.00	-27.73
5140.54	39.18	Ave	245	1.4	H	-1.06	38.12	54.00	-15.88
11100.00	46.59	PK	14	1.1	H	5.28	51.87	68.20	-16.33
11100.00	39.21	Ave	14	1.1	H	5.28	44.49	54.00	-9.51
802.11n(HT40) U-NII-2C High channel 5670MHz									
223.45	48.44	QP	73	1.6	H	-11.62	36.82	46.00	-9.18
223.45	39.82	QP	258	1.0	V	-11.62	28.20	46.00	-17.80
4531.71	41.23	PK	84	2.0	H	-1.94	39.29	74.00	-34.71
4531.71	37.53	Ave	84	2.0	H	-1.94	35.59	54.00	-18.41
5118.34	49.11	PK	285	1.1	H	-1.06	48.05	74.00	-25.95
5118.34	40.50	Ave	285	1.1	H	-1.06	39.44	54.00	-14.56
11340.00	40.19	PK	45	1.8	H	5.28	45.47	68.20	-22.73
11340.00	36.74	Ave	45	1.8	H	5.28	42.02	54.00	-11.98

Frequency	Receiver Reading	Detector	Turn table Angle	RX Antenna		Corrected Factor	Corrected Amplitude	FCC Part 15.407/209/205	
				Height	Polar			Limit	Margin
(MHz)	(dB μ V)	(PK/QP/Ave)	Degree	(m)	(H/V)	(dB)	(dB μ V/m)	(dB μ V/m)	(dB)
802.11n(HT40) U-NII-3 Low Channel 5755MHz									
223.45	37.99	QP	313	1.1	H	-11.62	26.37	46.00	-19.63
223.45	45.32	QP	229	1.1	V	-11.62	33.70	46.00	-12.30
4515.67	38.20	PK	273	1.5	H	-1.96	36.24	74.00	-37.76
4515.67	32.43	Ave	273	1.5	H	-1.96	30.47	54.00	-23.53
11510.00	38.69	PK	357	1.2	H	5.88	44.57	68.20	-23.63
11510.00	34.27	Ave	357	1.2	H	5.88	40.15	54.00	-13.85
5351.41	46.82	PK	62	1.2	H	-1.01	45.81	74.00	-28.19
5351.41	38.82	Ave	62	1.2	H	-1.01	37.81	54.00	-16.19
802.11n(HT40) U-NII-3 High Channel 5795MHz									
223.45	38.59	QP	182	1.5	H	-11.62	26.97	46.00	-19.03
223.45	44.74	QP	246	1.3	V	-11.62	33.12	46.00	-12.88
4501.23	38.85	PK	73	1.2	H	-1.92	36.93	74.00	-37.07
4501.23	31.66	Ave	73	1.2	H	-1.92	29.74	54.00	-24.26
11590.00	40.68	PK	33	1.7	H	5.63	46.31	68.20	-21.89
11590.00	35.88	Ave	33	1.7	H	5.63	41.51	54.00	-12.49
5378.63	46.10	PK	345	1.9	H	-1.04	45.06	74.00	-28.94
5378.63	37.75	Ave	345	1.9	H	-1.04	36.71	54.00	-17.29

Frequency	Receiver Reading	Detector	Turn table Angle	RX Antenna		Corrected Factor	Corrected Amplitude	FCC Part 15.407/209/205	
				Height	Polar			Limit	Margin
(MHz)	(dB μ V)	(PK/QP/Ave)	Degree	(m)	(H/V)	(dB)	(dB μ V/m)	(dB μ V/m)	(dB)
802.11ac(HT40) U-NII-1 Low Channel 5190MHz									
223.45	37.84	QP	304	1.5	H	-11.62	26.22	46.00	-19.78
223.45	46.01	QP	122	1.7	V	-11.62	34.39	46.00	-11.61
4522.11	36.67	PK	117	1.2	H	-1.91	34.76	74.00	-39.24
4522.11	30.28	Ave	117	1.2	H	-1.91	28.37	54.00	-25.63
5144.15	45.56	PK	146	1.6	H	-1.06	44.50	74.00	-29.50
5144.15	37.08	Ave	146	1.6	H	-1.06	36.02	54.00	-17.98
10380.00	39.69	PK	36	1.1	H	5.26	44.95	74.00	-29.05
10380.00	34.56	Ave	36	1.1	H	5.26	39.82	54.00	-14.18
802.11ac(HT40) U-NII-1 High channel 5230MHz									
223.45	38.07	QP	70	1.9	H	-11.62	26.45	46.00	-19.55
223.45	46.51	QP	54	1.7	V	-11.62	34.89	46.00	-11.11
4504.31	35.93	PK	149	1.1	H	-1.93	34.00	74.00	-40.00
4504.31	29.92	Ave	149	1.1	H	-1.93	27.99	54.00	-26.01
5125.59	44.96	PK	107	1.7	H	-1.06	43.90	74.00	-30.10
5125.59	37.61	Ave	107	1.7	H	-1.06	36.55	54.00	-17.45
10460.00	40.46	PK	29	1.9	H	5.28	45.74	74.00	-28.26
10480.00	36.68	Ave	29	1.9	H	5.28	41.96	54.00	-12.04

Frequency	Receiver Reading	Detector	Turn table Angle	RX Antenna		Corrected Factor	Corrected Amplitude	FCC Part 15.407/209/205	
				Height	Polar			Limit	Margin
(MHz)	(dB μ V)	(PK/QP/Ave)	Degree	(m)	(H/V)	(dB)	(dB μ V/m)	(dB μ V/m)	(dB)
802.11ac(HT40) U-NII-2A Low Channel 5270MHz									
223.45	45.91	QP	309	1.9	H	-11.62	34.29	46.00	-11.71
223.45	37.96	QP	141	1.4	V	-11.62	26.34	46.00	-19.66
4507.41	39.90	PK	66	1.3	H	-1.89	38.01	74.00	-35.99
4507.41	35.85	Ave	66	1.3	H	-1.89	33.96	54.00	-20.04
5118.49	44.19	PK	218	1.8	H	-1.06	43.13	74.00	-30.87
5118.49	37.89	Ave	218	1.8	H	-1.06	36.83	54.00	-17.17
10540.00	37.08	PK	175	1.0	H	5.26	42.34	74.00	-31.66
10540.00	51.31	Ave	175	1.0	H	5.26	56.57	54.00	2.57
802.11ac(HT40) U-NII-2A High channel 5310MHz									
223.45	46.44	QP	359	1.1	H	-11.62	34.82	46.00	-11.18
223.45	37.10	QP	279	1.2	V	-11.62	25.48	46.00	-20.52
4527.70	39.22	PK	186	1.3	H	-1.94	37.28	74.00	-36.72
4527.70	36.34	Ave	186	1.3	H	-1.94	34.40	54.00	-19.60
5132.17	43.55	PK	86	1.5	H	-1.06	42.49	74.00	-31.51
5132.17	37.43	Ave	86	1.5	H	-1.06	36.37	54.00	-17.63
10620.00	-0.39	PK	44	1.4	H	5.28	4.89	68.20	-63.31
10620.00	40.00	Ave	44	1.4	H	5.28	45.28	54.00	-8.72

Frequency	Receiver Reading	Detector	Turn table Angle	RX Antenna		Corrected Factor	Corrected Amplitude	FCC Part 15.407/209/205	
				Height	Polar			Limit	Margin
(MHz)	(dB μ V)	(PK/QP/Ave)	Degree	(m)	(H/V)	(dB)	(dB μ V/m)	(dB μ V/m)	(dB)
802.11ac(HT40) U-NII-2C Low Channel 5510MHz									
223.45	42.99	QP	313	1.9	H	-11.62	31.37	46.00	-14.63
223.45	36.60	QP	155	1.2	V	-11.62	24.98	46.00	-21.02
4521.99	-0.26	PK	131	1.9	H	-1.89	-2.15	74.00	-76.15
4521.99	40.71	Ave	131	1.9	H	-1.89	38.82	54.00	-15.18
5143.13	47.99	PK	199	1.4	H	-1.06	46.93	74.00	-27.07
5143.13	37.95	Ave	199	1.4	H	-1.06	36.89	54.00	-17.11
11020.00	36.76	PK	39	1.3	H	5.26	42.02	68.20	-26.18
11020.00	53.33	Ave	39	1.3	H	5.26	58.59	54.00	4.59
802.11ac(HT40) U-NII-2C Middle channel 5550MHz									
223.45	43.10	QP	108	1.0	H	-11.62	31.48	46.00	-14.52
223.45	35.86	QP	227	1.7	V	-11.62	24.24	46.00	-21.76
4507.73	-0.93	PK	201	1.8	H	-1.94	-2.87	74.00	-76.87
4507.73	41.55	Ave	201	1.8	H	-1.94	39.61	54.00	-14.39
5146.77	48.68	PK	4	2.0	H	-1.06	47.62	74.00	-26.38
5146.77	38.49	Ave	4	2.0	H	-1.06	37.43	54.00	-16.57
11100.00	36.74	PK	282	1.2	H	5.28	42.02	68.20	-26.18
11100.00	52.51	Ave	282	1.2	H	5.28	57.79	54.00	3.79
802.11ac(HT40) U-NII-2C High channel 5670MHz									
223.45	42.16	QP	8	1.6	H	-11.62	30.54	46.00	-15.46
223.45	36.17	QP	232	1.5	V	-11.62	24.55	46.00	-21.45
4514.13	-0.56	PK	288	1.3	H	-1.94	-2.50	74.00	-76.50
4514.13	41.69	Ave	288	1.3	H	-1.94	39.75	54.00	-14.25
5119.42	48.06	PK	43	1.7	H	-1.06	47.00	74.00	-27.00
5119.42	39.14	Ave	43	1.7	H	-1.06	38.08	54.00	-15.92
11340.00	-0.88	PK	135	1.7	H	5.28	4.40	68.20	-63.80
11340.00	41.48	Ave	135	1.7	H	5.28	46.76	54.00	-7.24

Frequency	Receiver Reading	Detector	Turn table Angle	RX Antenna		Corrected Factor	Corrected Amplitude	FCC Part 15.407/209/205	
				Height	Polar			Limit	Margin
(MHz)	(dB μ V)	(PK/QP/Ave)	Degree	(m)	(H/V)	(dB)	(dB μ V/m)	(dB μ V/m)	(dB)
802.11ac(HT40) U-NII-3 Low Channel 5755MHz									
223.45	38.07	QP	281	1.4	H	-11.62	26.45	46.00	-19.55
223.45	47.95	QP	0	1.3	V	-11.62	36.33	46.00	-9.67
4534.77	32.94	PK	116	1.2	H	-1.92	31.02	74.00	-42.98
4534.77	28.44	Ave	116	1.2	H	-1.92	26.52	54.00	-27.48
11510.00	39.18	PK	22	1.5	H	5.88	45.06	68.20	-23.14
11510.00	34.67	Ave	22	1.5	H	5.88	40.55	54.00	-13.45
5389.81	46.82	PK	82	1.9	H	-1.07	45.75	74.00	-28.25
5389.81	38.45	Ave	82	1.9	H	-1.07	37.38	54.00	-16.62
802.11ac(HT40) U-NII-3 High Channel 5795MHz									
223.45	37.45	QP	183	1.1	H	-11.62	25.83	46.00	-20.17
223.45	47.80	QP	119	1.1	V	-11.62	36.18	46.00	-9.82
4518.99	33.62	PK	88	1.2	H	-1.86	31.76	74.00	-42.24
4518.99	28.78	Ave	88	1.2	H	-1.86	26.92	54.00	-27.08
11590.00	41.33	PK	309	1.8	H	5.63	46.96	68.20	-21.24
11590.00	35.87	Ave	309	1.8	H	5.63	41.50	54.00	-12.50
5365.68	45.68	PK	258	2.0	H	-1.03	44.65	74.00	-29.35
5365.68	37.87	Ave	258	2.0	H	-1.03	36.84	54.00	-17.16

Frequency	Receiver Reading	Detector	Turn table Angle	RX Antenna		Corrected Factor	Corrected Amplitude	FCC Part 15.407/209/205	
				Height	Polar			Limit	Margin
(MHz)	(dB μ V)	(PK/QP/Ave)	Degree	(m)	(H/V)	(dB)	(dB μ V/m)	(dB μ V/m)	(dB)
802.11ac(HT80) U-NII-1 Low Channel 5210MHz									
223.45	48.38	QP	242	1.7	H	-11.62	36.76	46.00	-9.24
4518.99	32.94	QP	40	1.4	V	-11.62	21.32	46.00	-24.68
4521.63	28.88	PK	237	1.3	H	-1.88	27.00	74.00	-47.00
4521.63	40.75	Ave	237	1.3	H	-1.88	38.87	54.00	-15.13
5142.37	35.57	PK	15	1.2	H	-1.06	34.51	74.00	-39.49
5142.37	45.36	Ave	15	1.2	H	-1.06	44.30	54.00	-9.70
10420.00	41.01	PK	168	1.7	H	4.65	45.66	74.00	-28.34
10420.00	37.15	Ave	168	1.7	H	4.65	41.80	54.00	-12.20
802.11ac(HT80) U-NII-2A Low Channel 5290MHz									
4518.99	33.45	QP	50	1.9	H	-11.62	21.83	46.00	-24.17
4521.63	27.96	QP	99	1.6	V	-11.62	16.34	46.00	-29.66
4531.81	41.25	PK	195	1.6	H	-1.88	39.37	74.00	-34.63
4531.81	35.90	Ave	195	1.6	H	-1.88	34.02	54.00	-19.98
5136.73	47.33	PK	312	1.3	H	-1.06	46.27	74.00	-27.73
5136.73	41.36	Ave	312	1.3	H	-1.06	40.30	54.00	-13.70
10580.00	35.79	PK	312	1.1	H	4.65	40.44	74.00	-33.56
10580.00	46.68	Ave	312	1.1	H	4.65	51.33	54.00	-2.67

Frequency	Receiver Reading	Detector	Turn table Angle	RX Antenna		Corrected Factor	Corrected Amplitude	FCC Part 15.407/209/205	
				Height	Polar			Limit	Margin
(MHz)	(dB μ V)	(PK/QP/Ave)	Degree	(m)	(H/V)	(dB)	(dB μ V/m)	(dB μ V/m)	(dB)
802.11ac(HT80) U-NII-2C Low Channel 5530MHz									
4521.63	27.06	QP	77	1.3	H	-11.62	15.44	46.00	-30.56
4531.81	41.78	QP	202	1.5	V	-11.62	30.16	46.00	-15.84
4502.96	35.05	PK	137	1.3	H	-1.88	33.17	74.00	-40.83
4502.96	48.17	Ave	137	1.3	H	-1.88	46.29	54.00	-7.71
5147.18	42.77	PK	125	1.9	H	-1.06	41.71	74.00	-32.29
5147.18	34.97	Ave	125	1.9	H	-1.06	33.91	54.00	-20.09
11060.00	46.68	PK	109	1.3	H	4.65	51.33	68.20	-16.87
11060.00	37.61	Ave	109	1.3	H	4.65	42.26	54.00	-11.74
802.11ac(HT80) U-NII-3 Low channel 5775MHz									
4518.99	33.15	QP	277	1.4	H	-11.62	21.53	46.00	-24.47
4521.63	29.53	QP	159	1.9	V	-11.62	17.91	46.00	-28.09
4513.09	40.81	PK	315	1.8	H	-1.85	38.96	74.00	-35.04
4513.09	42.01	Ave	315	1.8	H	-1.85	40.16	54.00	-13.84
11550.00	40.27	PK	195	1.7	H	4.83	45.10	68.20	-23.10
11550.00	37.36	Ave	195	1.7	H	4.83	42.19	54.00	-11.81
5353.97	45.94	PK	100	1.5	H	-1.14	44.80	74.00	-29.20
5353.97	38.25	Ave	100	1.5	H	-1.14	37.11	54.00	-16.89

Test Frequency: 12GHz~40GHz

The measurements were more than 20 dB below the limit and not reported.

9 Duty cycle

Test Requirement:	47 CFR Part 15C 15.407 KDB789033 D02 General U-NII Test Procedures New Rules v02r01, Section (B)
Test Method:	ANSI C63.10: 2013
Test Limit:	N/A
Test Result:	PASS
Remark:	Through Pre-scan, and found 802.11a at lowest channel is the worst case. Only the worst case is recorded in the report.

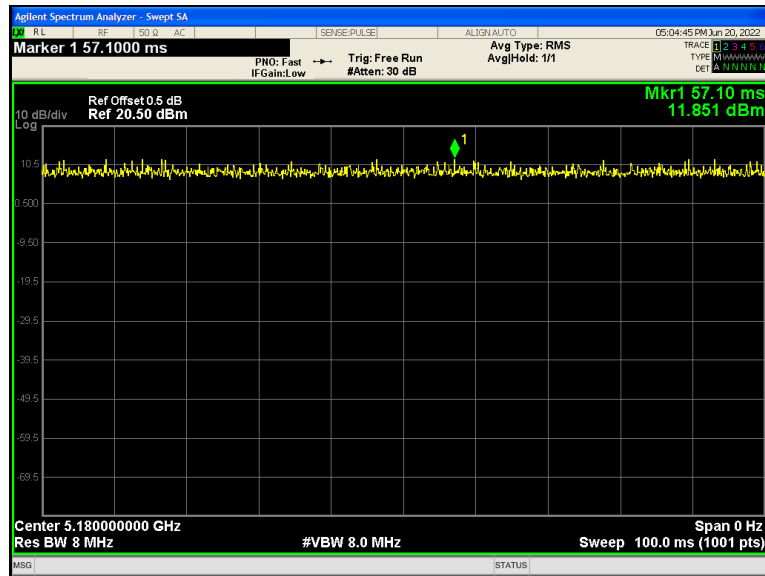
9.1 Summary of Test Results

802.11a(HT20) mode			
channel	On time(ms)	Period(ms)	Duty Cycle(%)
36	100	100	100
52	100	100	100
100	100	100	100
149	100	100	100
802.11n(HT20) mode			
channel	On time(ms)	Period(ms)	Duty Cycle(%)
36	100	100	100
52	100	100	100
100	100	100	100
149	100	100	100
802.11ac(HT20) mode			
channel	On time(ms)	Period(ms)	Duty Cycle(%)
36	100	100	100
52	100	100	100
100	100	100	100
149	100	100	100
802.11n(HT40) mode			
channel	On time(ms)	Period(ms)	Duty Cycle(%)
38	100	100	100
54	100	100	100
102	100	100	100
151	100	100	100

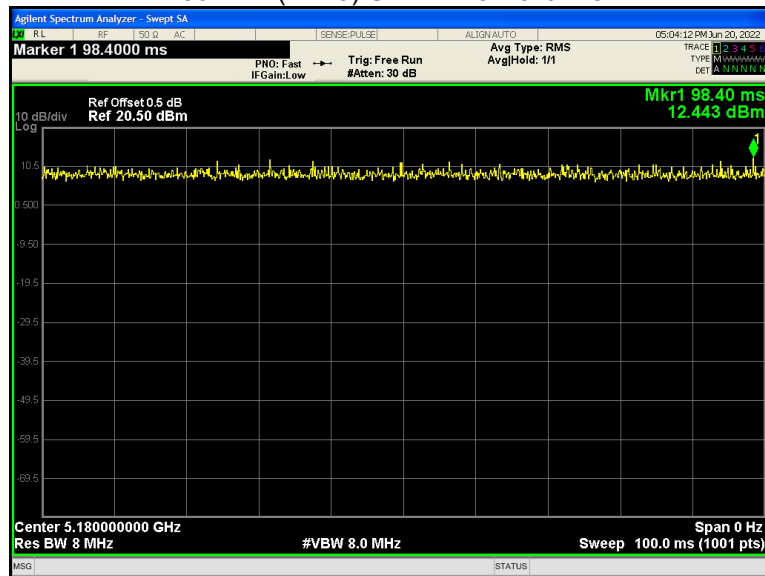
802.11ac(HT40) mode			
channel	On time(ms)	Period(ms)	Duty Cycle(%)
38	100	100	100
54	100	100	100
102	100	100	100
151	100	100	100
802.11ac(HT80) mode			
channel	On time(ms)	Period(ms)	Duty Cycle(%)
38	100	100	100
54	100	100	100
102	100	100	100
151	100	100	100

Test result plots shown as follows:

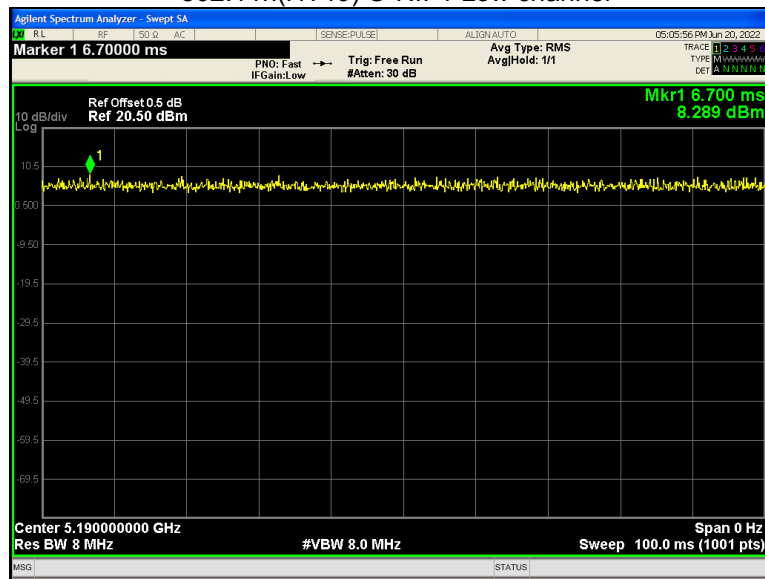
802.11a U-NII-1 Low channel



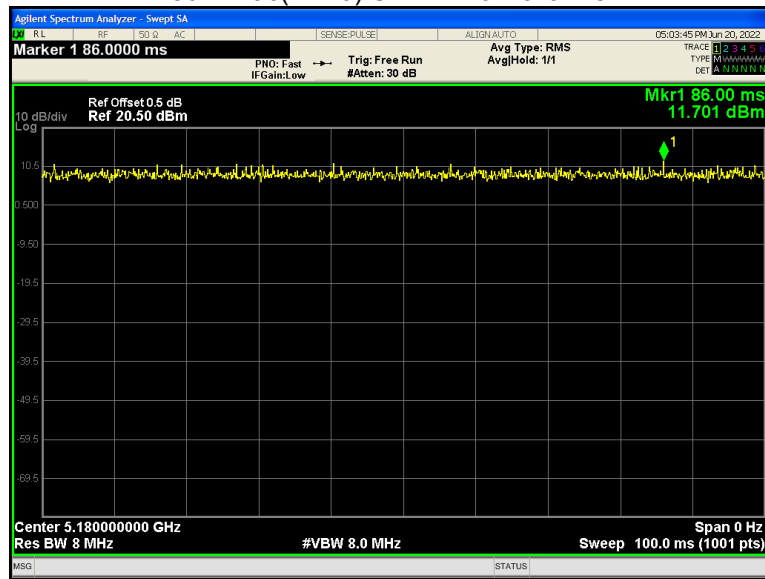
802.11n(HT20) U-NII-1 Low channel



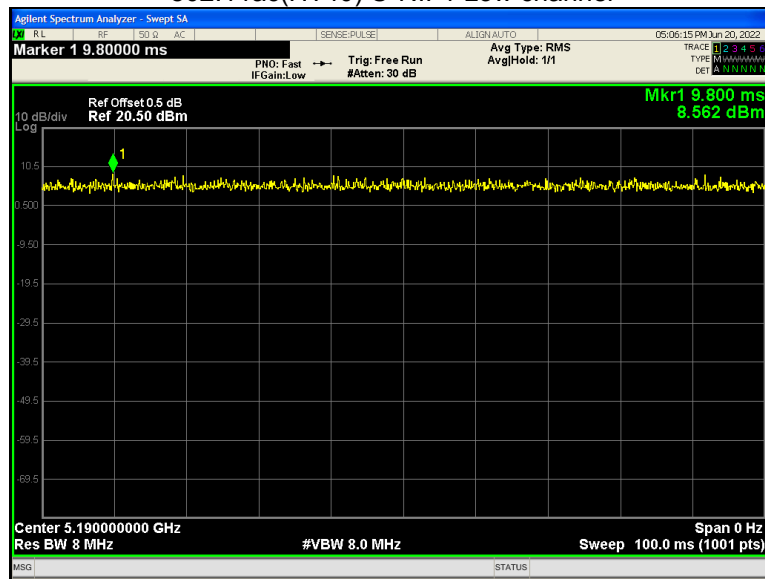
802.11n(HT40) U-NII-1 Low channel



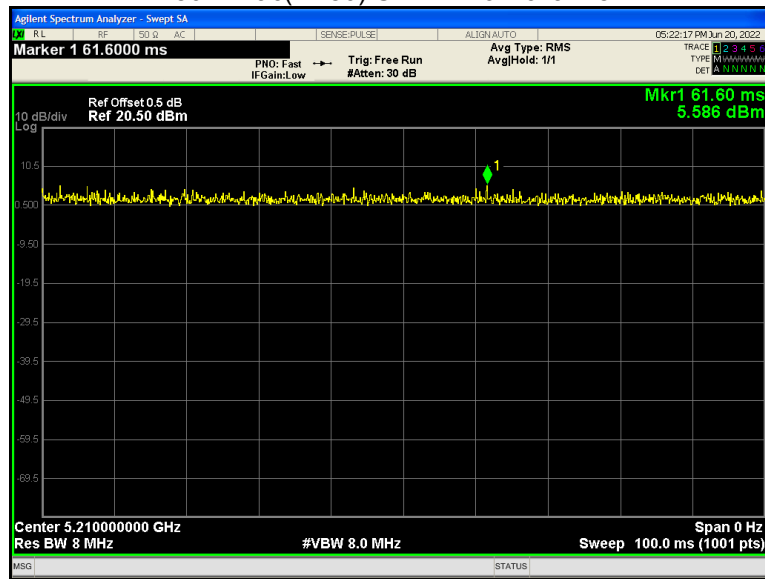
802.11ac(HT20) U-NII-1 Low channel



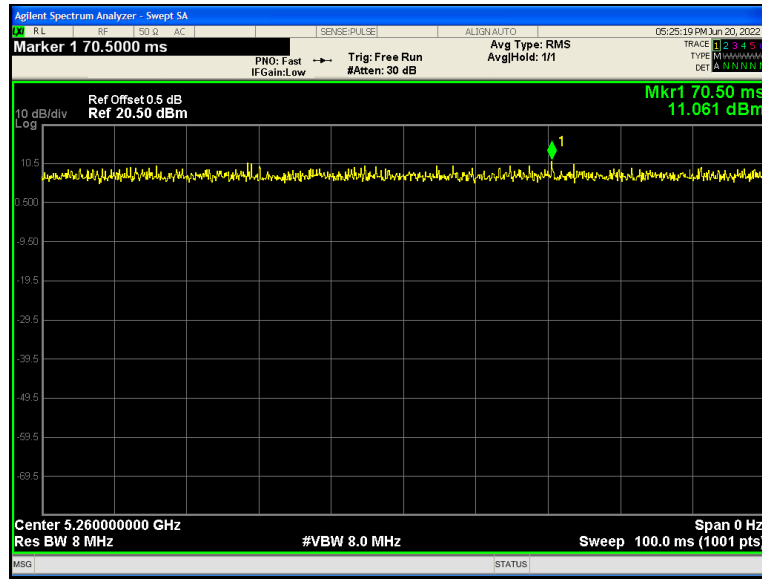
802.11ac(HT40) U-NII-1 Low channel



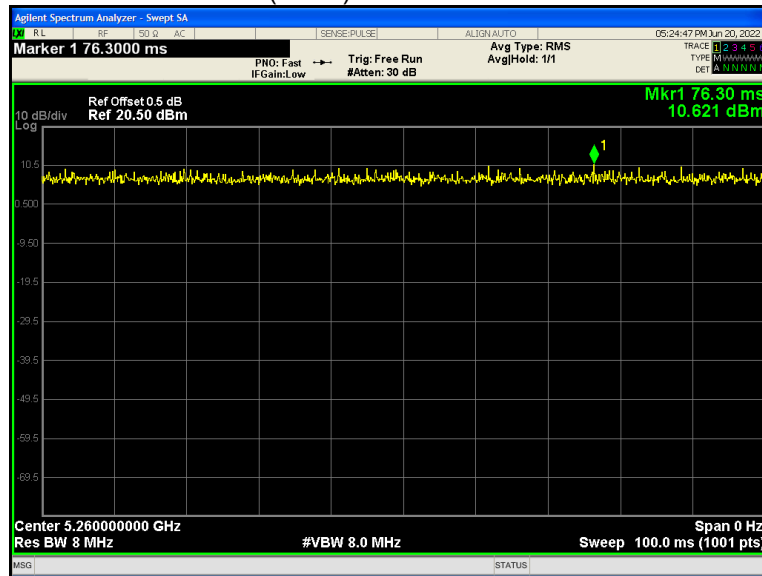
802.11ac(HT80) U-NII-1 Low channel



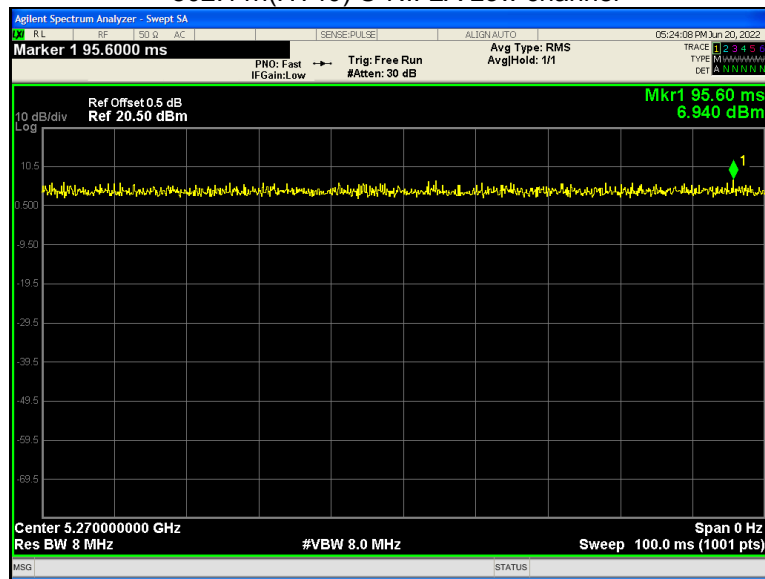
802.11a U-NII-2A Low channel



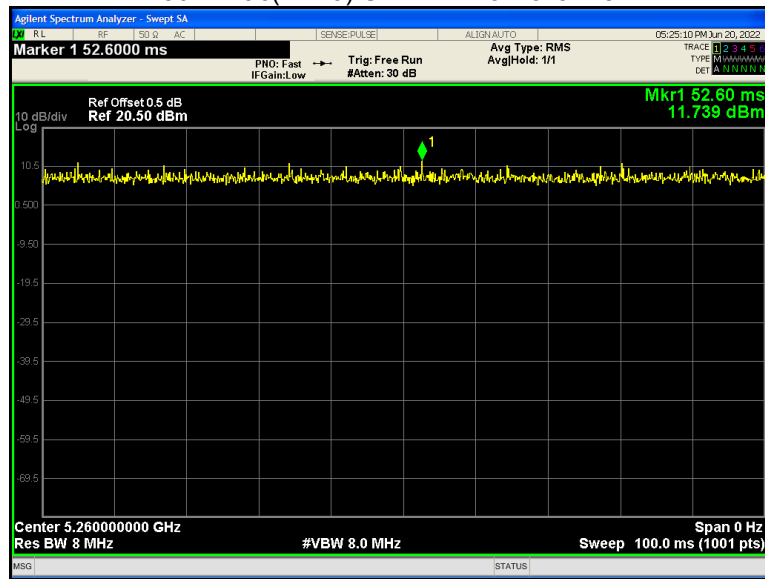
802.11n(HT20) U-NII-2A Low channel



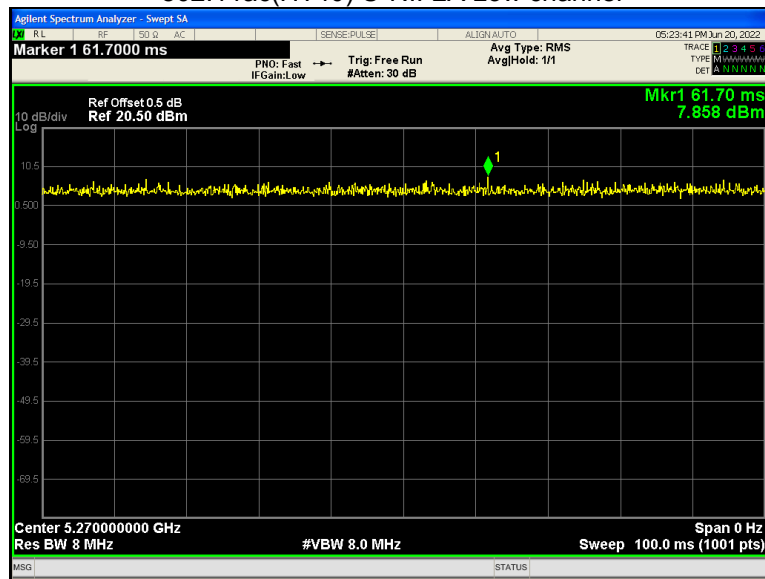
802.11n(HT40) U-NII-2A Low channel



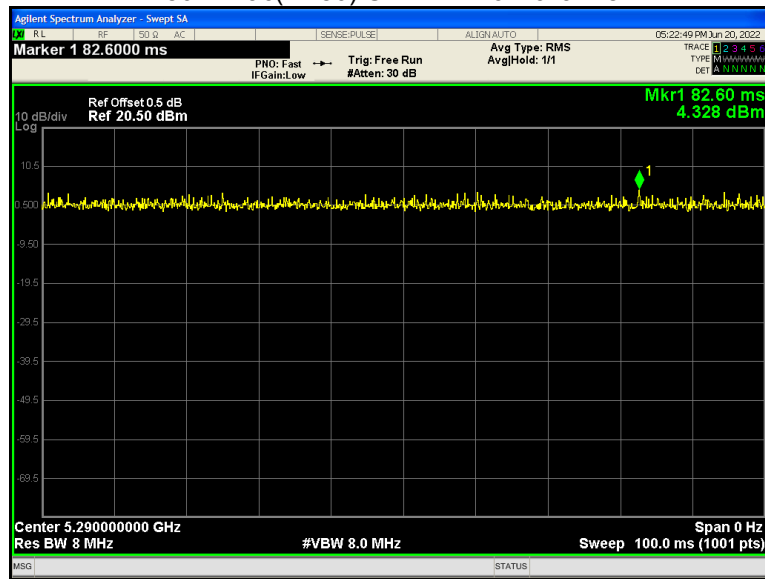
802.11ac(HT20) U-NII-2A Low channel



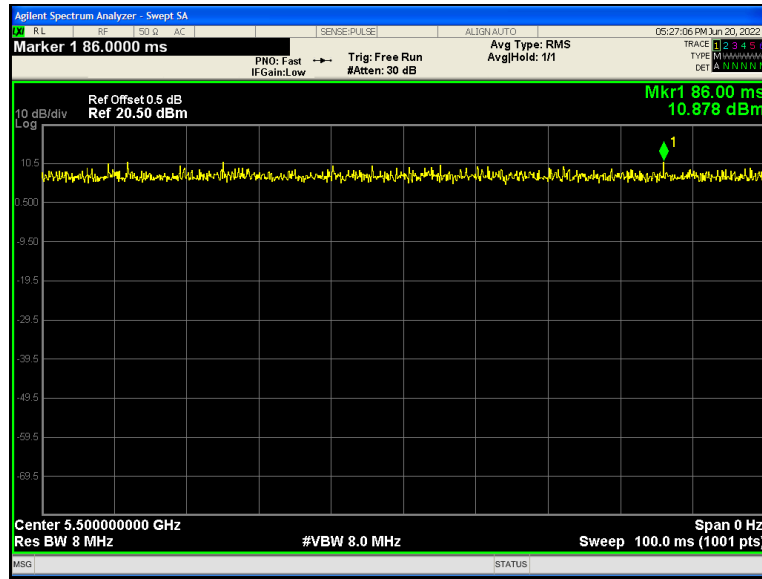
802.11ac(HT40) U-NII-2A Low channel



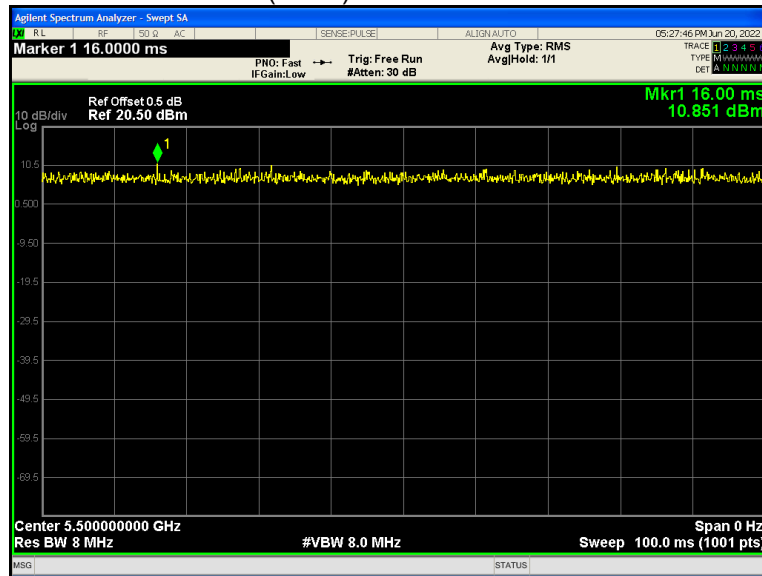
802.11ac(HT80) U-NII-2A Low channel



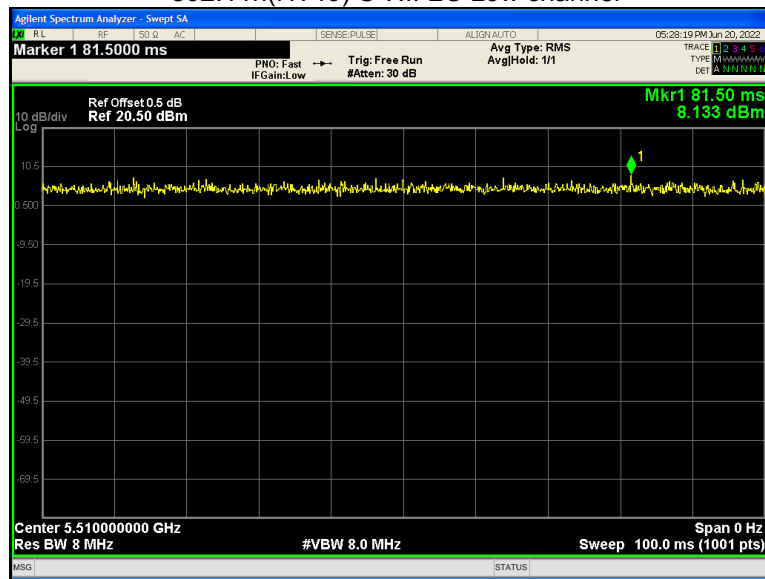
802.11a U-NII-2C Low channel



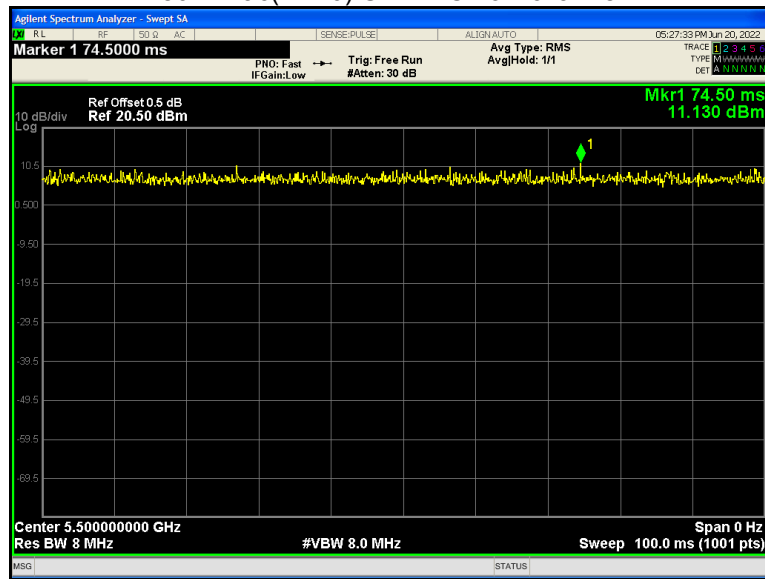
802.11n(HT20) U-NII-2C Low channel



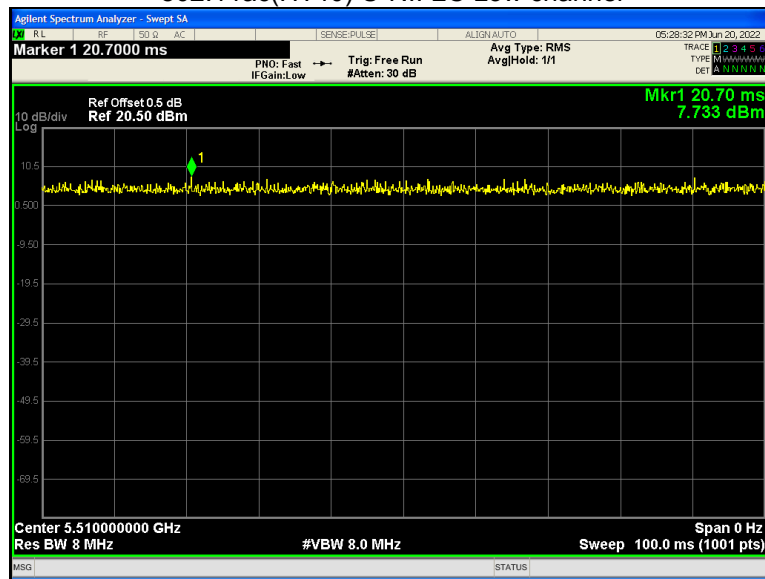
802.11n(HT40) U-NII-2C Low channel



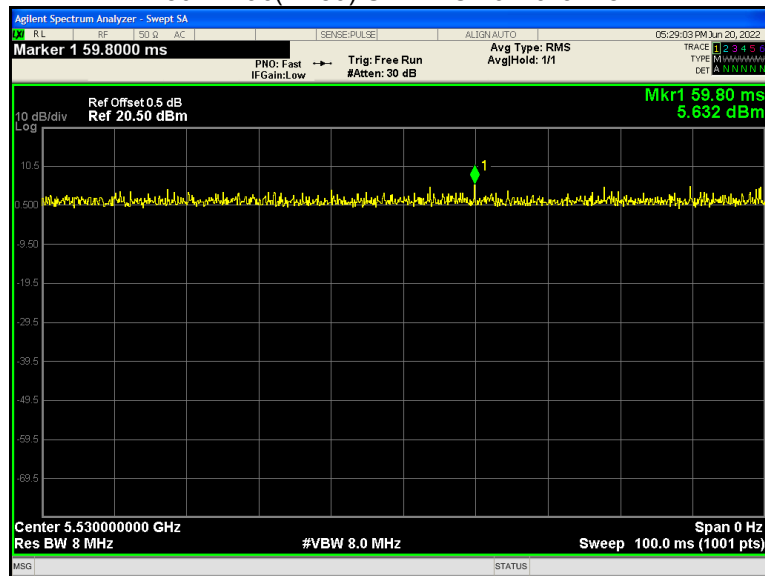
802.11ac(HT20) U-NII-2C Low channel



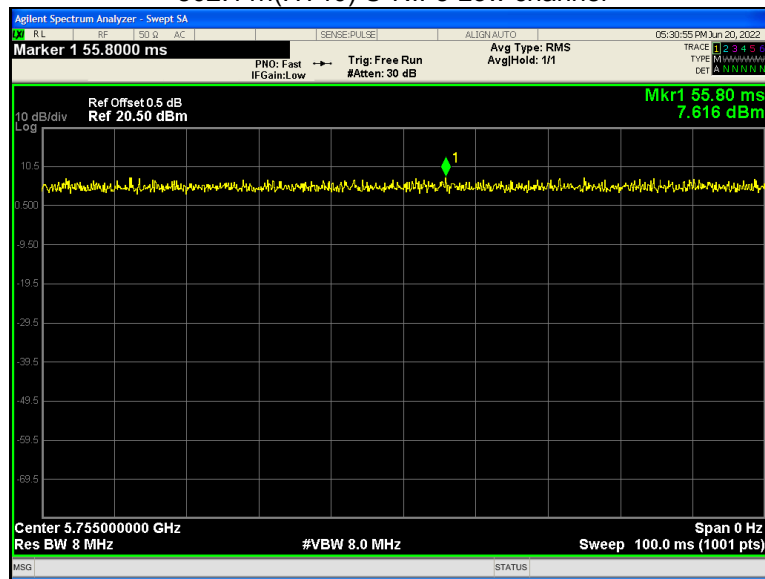
802.11ac(HT40) U-NII-2C Low channel



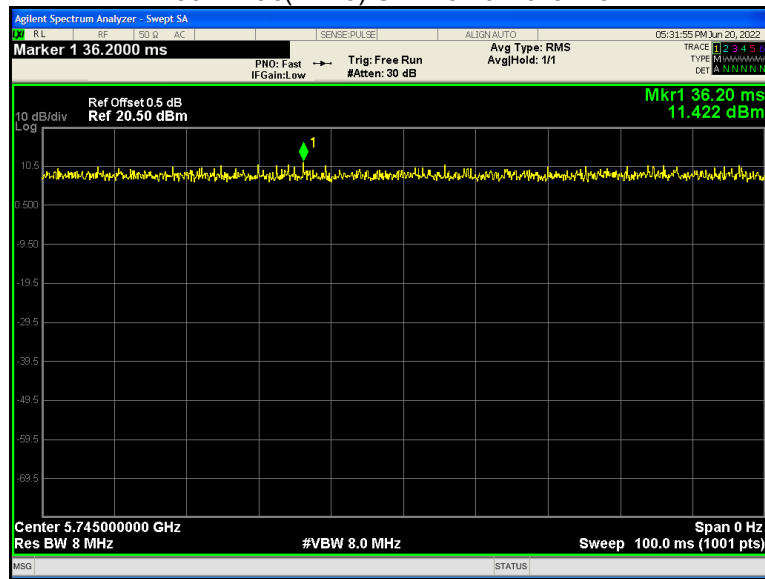
802.11ac(HT80) U-NII-2C Low channel



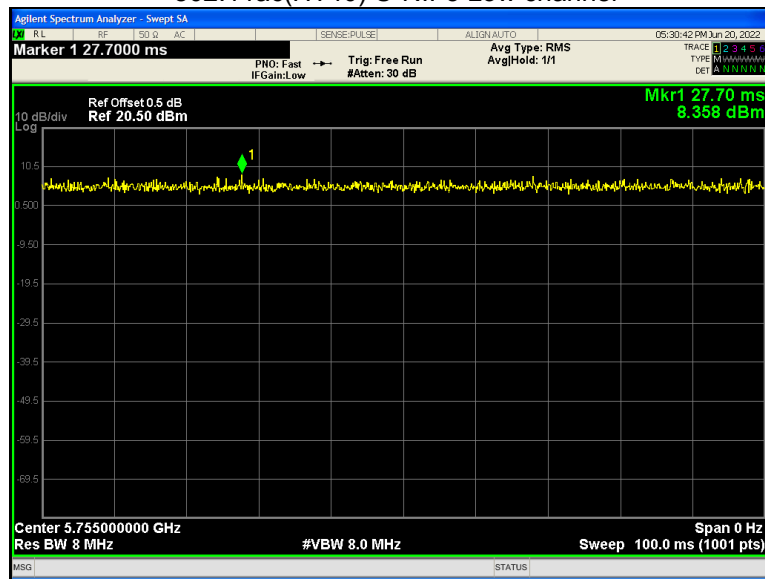
802.11n(HT40) U-NII-3 Low channel



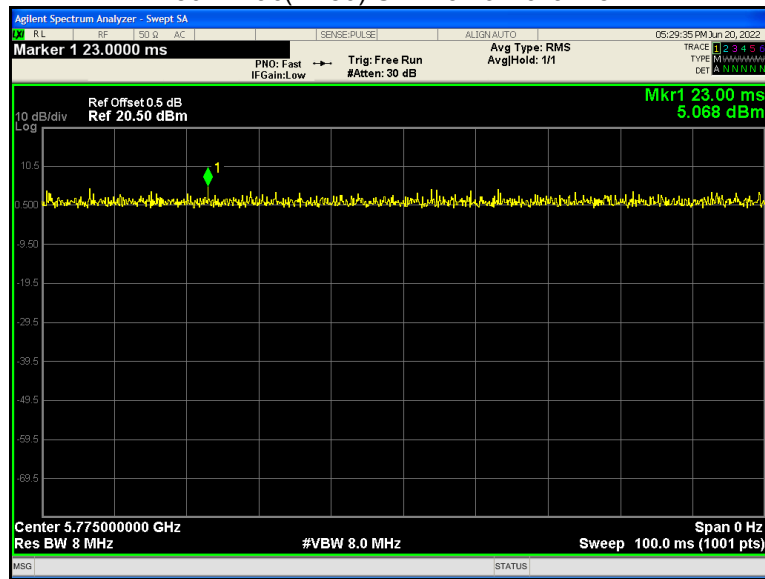
802.11ac(HT20) U-NII-3 Low channel



802.11ac(HT40) U-NII-3 Low channel



802.11ac(HT80) U-NII-3 Low channel



10 Band Edge

Test Requirement:	FCC CFR47 Part 15 Section 15.407
Test Method:	ANSI C63.10 2013
Test Limit:	<p>For transmitters operating in the 5.15-5.25 GHz band: All emissions outside of the 5.15-5.35 GHz band shall not exceed an e.i.r.p. of -27dBm/MHz.</p> <p>For transmitters operating in the 5.25-5.35 GHz band: All emissions outside of the 5.15-5.35 GHz band shall not exceed an e.i.r.p. of -27 dBm/MHz.</p> <p>For transmitters operating in the 5.47-5.725 GHz band: All emissions outside of the 5.47-5.725 GHz band shall not exceed an e.i.r.p. of -27 dBm/MHz.</p> <p>For transmitters operating in the 5.725-5.85 GHz band:</p> <p>(i) All emissions shall be limited to a level of -27 dBm/MHz at 75 MHz or more above or below the band edge increasing linearly to 10 dBm/MHz at 25 MHz above or below the band edge, and from 25 MHz above or below the band edge increasing linearly to a level of 15.6 dBm/MHz at 5 MHz above or below the band edge, and from 5 MHz above or below the band edge increasing linearly to a level of 27 dBm/MHz at the band edge.</p> <p>(ii) Devices certified before March 2, 2017 with antenna gain greater than 10 dBi may demonstrate compliance with the emission limits in §15.247(d), but manufacturing, marketing and importing of devices certified under this alternative must cease by March 2, 2018. Devices certified before March 2, 2018 with antenna gain of 10 dBi or less may demonstrate compliance with the emission limits in §15.247(d), but manufacturing, marketing and importing of devices certified under this alternative must cease before March 2, 2020.</p>
Test Result:	PASS

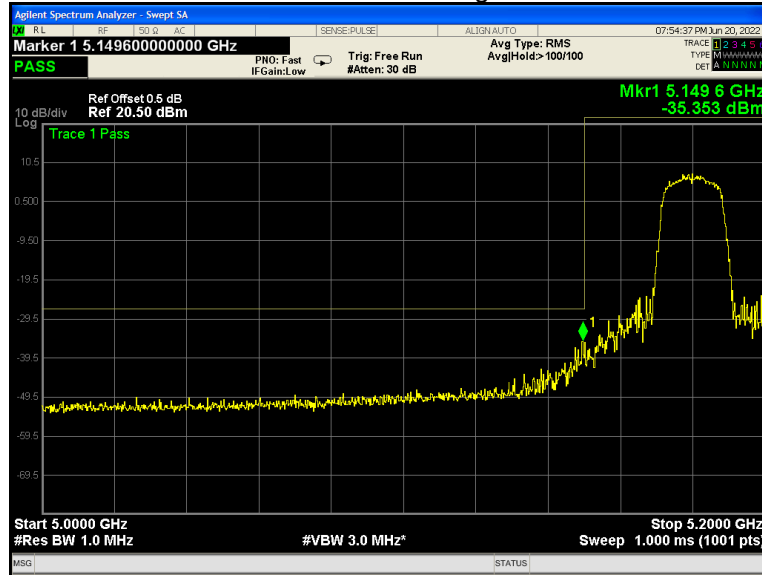
10.1 Test Produce

1. Check the calibration of the measuring instrument using either an internal calibrator or a known signal from an external generator.
2. Position the EUT without connection to measurement instrument. Turn on the EUT and connect its antenna terminal to measurement instrument via a low loss cable. Then set it to any one measured frequency within its operating range, and make sure the instrument is operated in its linear range.
3. Set RBW to 100 kHz and VBW of spectrum analyzer to 300 kHz with a convenient frequency span including 100 kHz bandwidth from band edge.
4. Measure the highest amplitude appearing on spectral display and set it as a reference level. Plot the graph with marking the highest point and edge frequency.
5. Repeat above procedures until all measured frequencies were complete.

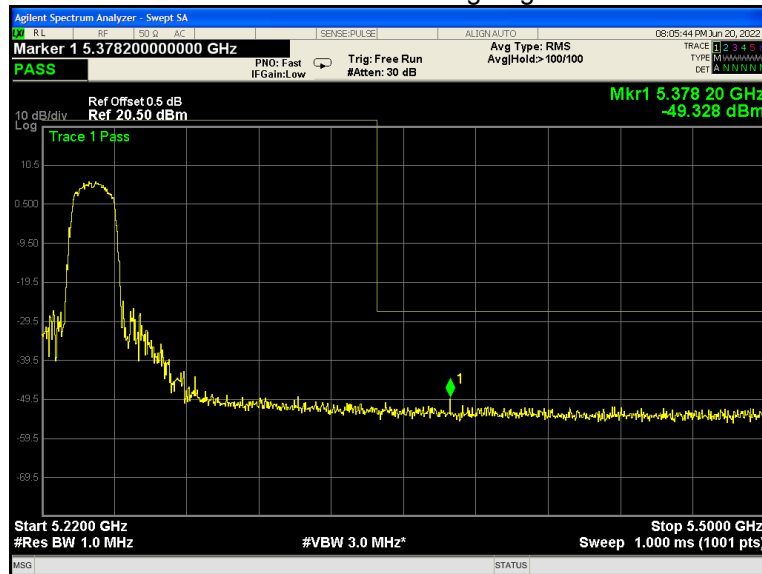
10.2 Test Result

Test result plots shown as follows:

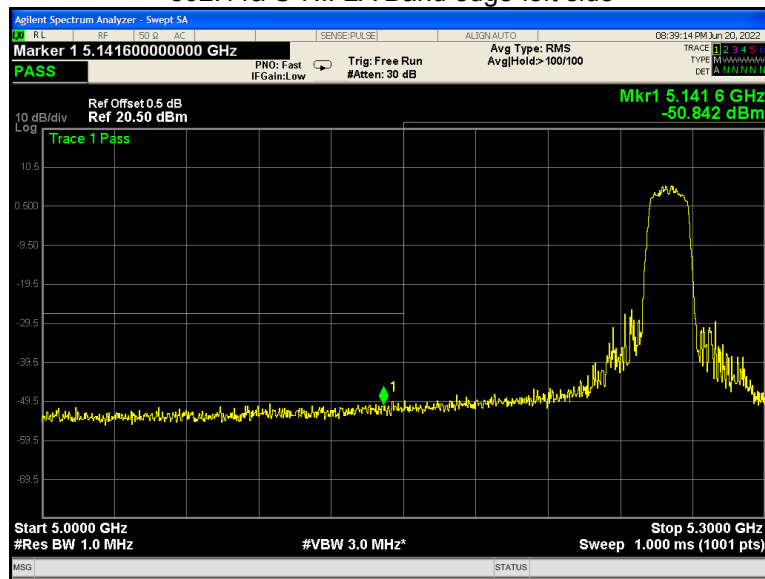
802.11a U-NII-1 Band edge-left side



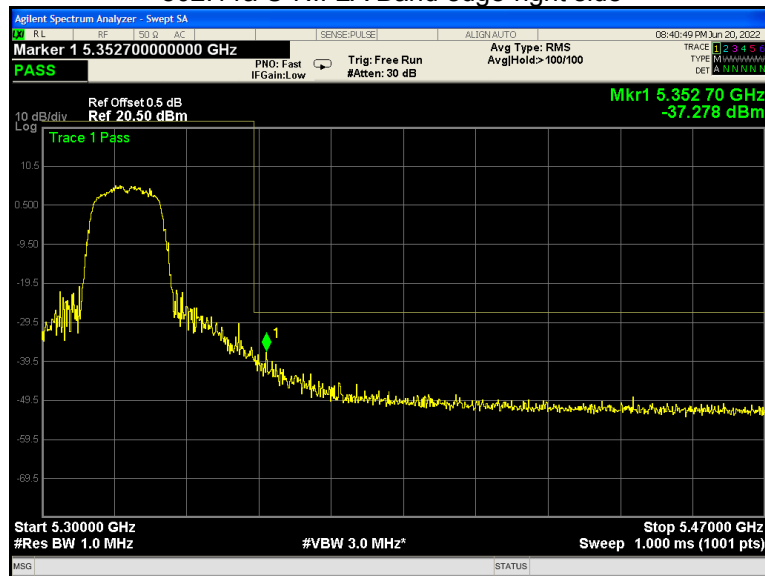
802.11a U-NII-1 Band edge-right side



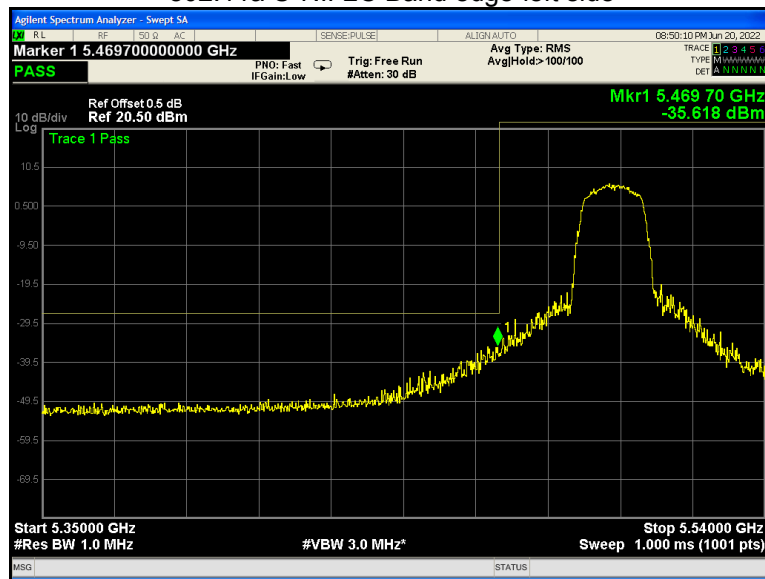
802.11a U-NII-2A Band edge-left side



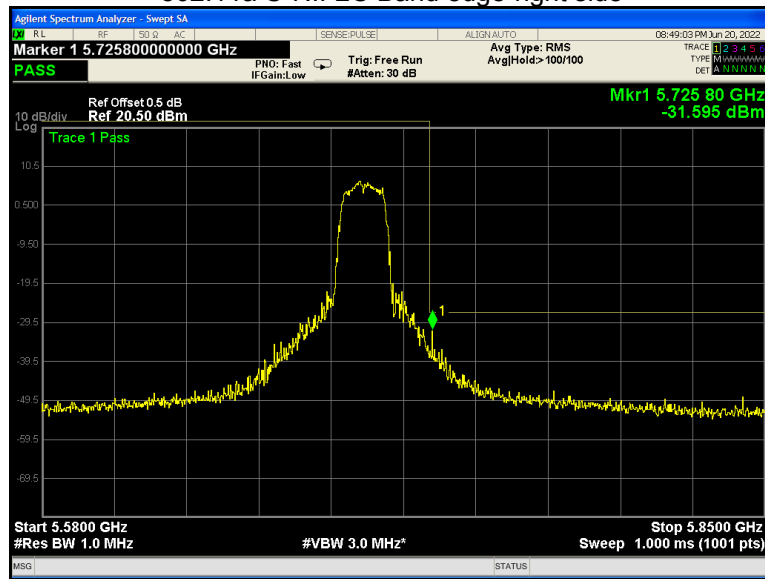
802.11a U-NII-2A Band edge-right side



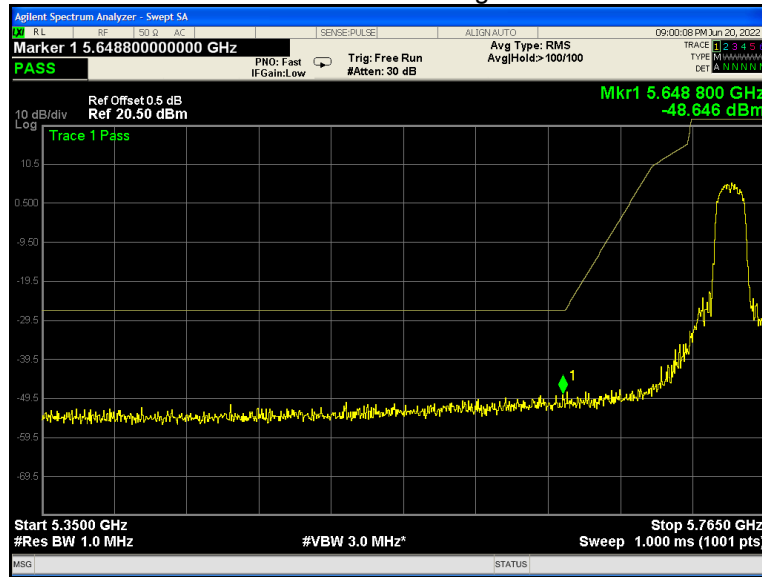
802.11a U-NII-2C Band edge-left side



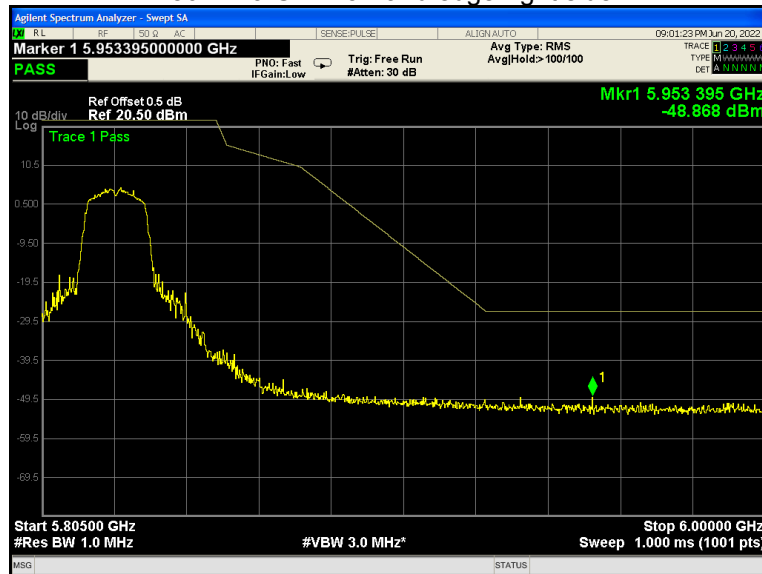
802.11a U-NII-2C Band edge-right side



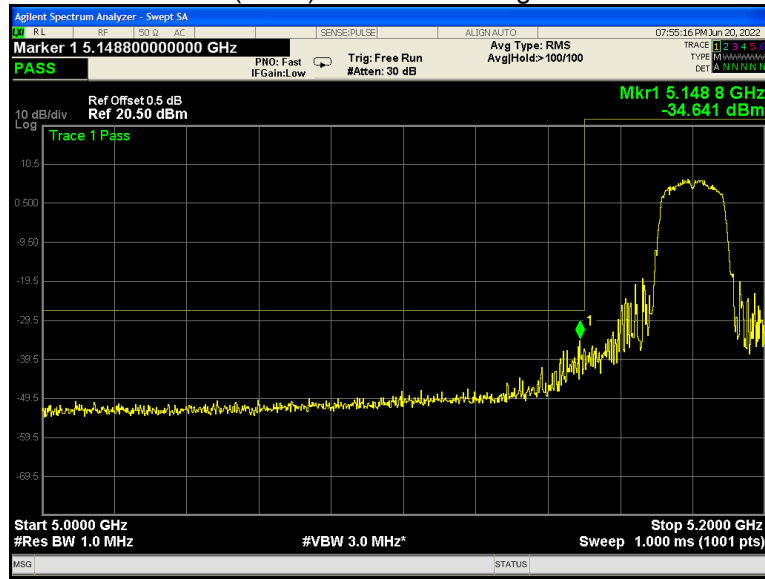
802.11a U-NII-3 Band edge-left side



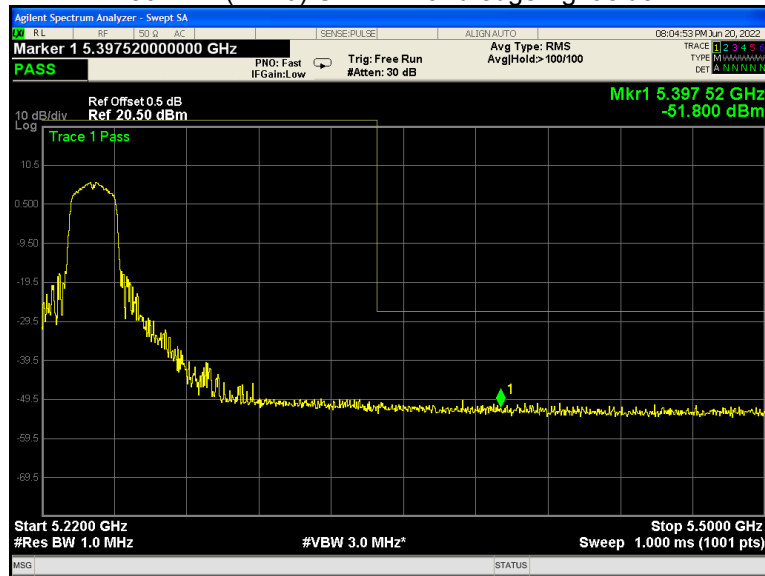
802.11a U-NII-3 Band edge-right side



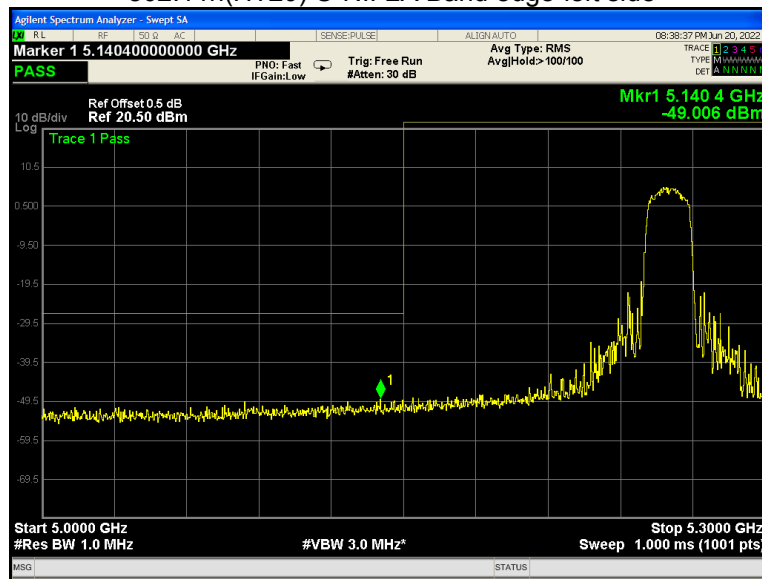
802.11n(HT20) U-NII-1 Band edge-left side



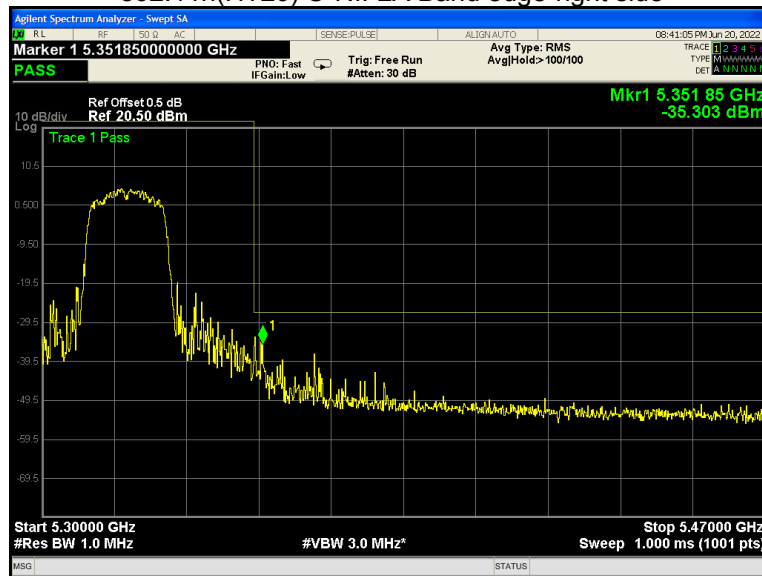
802.11n(HT20) U-NII-1 Band edge-right side



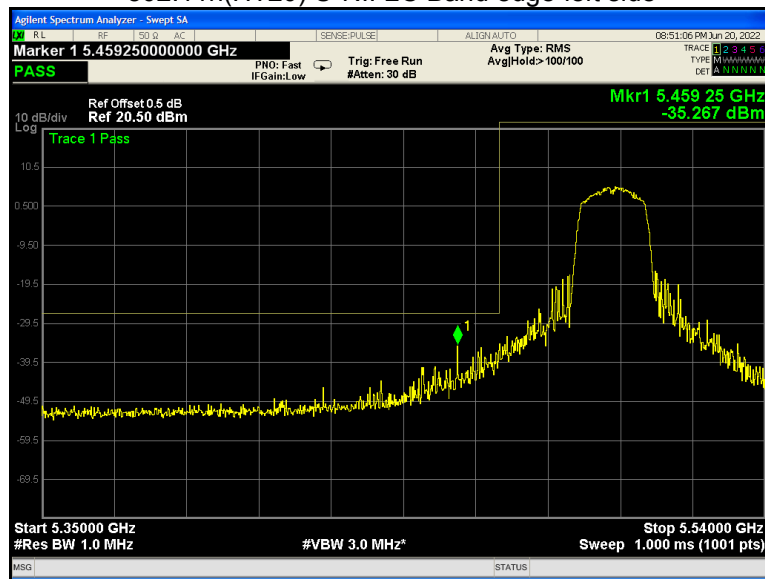
802.11n(HT20) U-NII-2A Band edge-left side



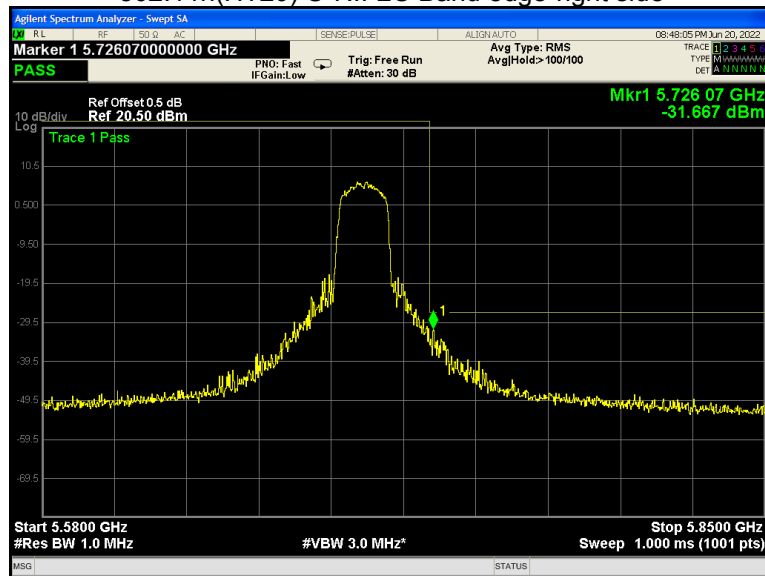
802.11n(HT20) U-NII-2A Band edge-right side



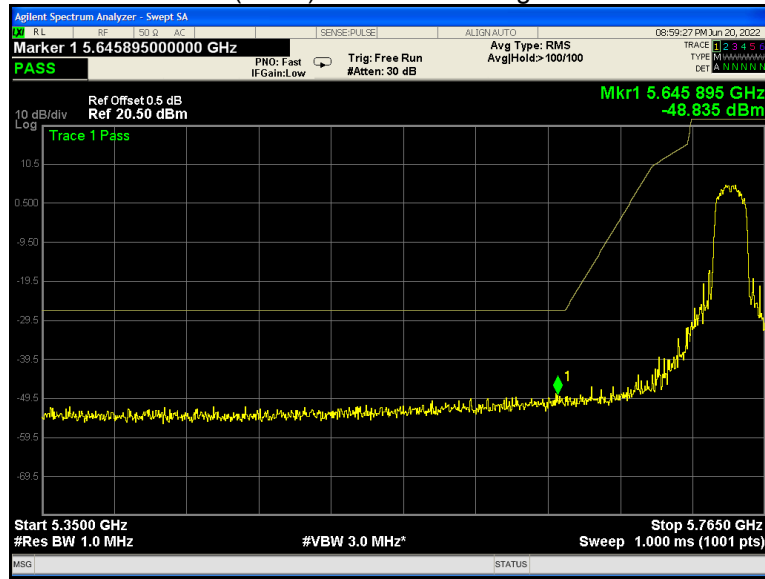
802.11n(HT20) U-NII-2C Band edge-left side



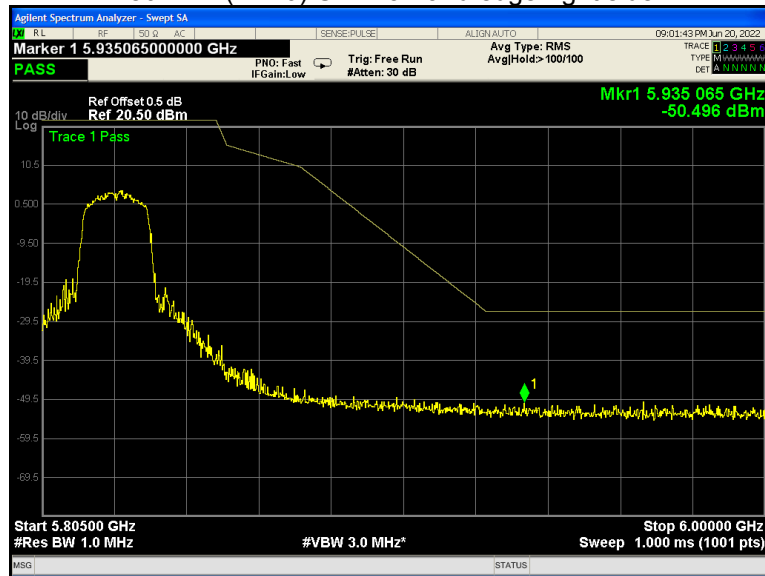
802.11n(HT20) U-NII-2C Band edge-right side



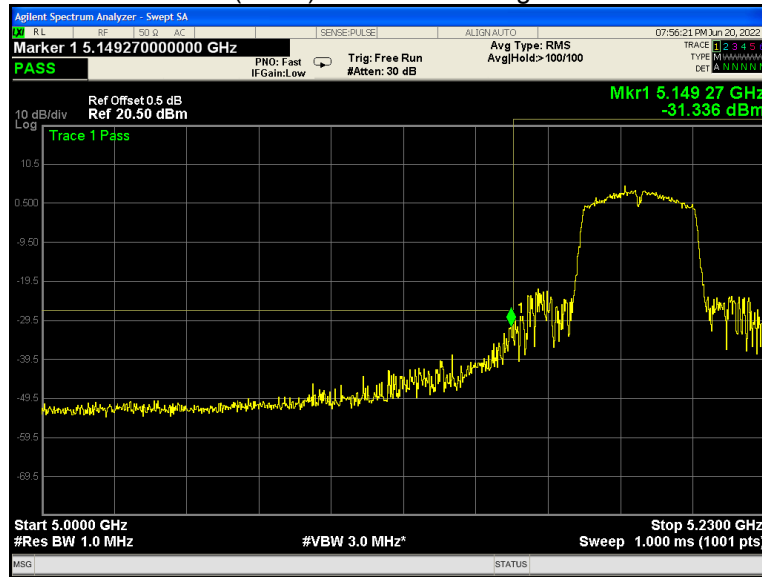
802.11n(HT20) U-NII-3 Band edge-left side



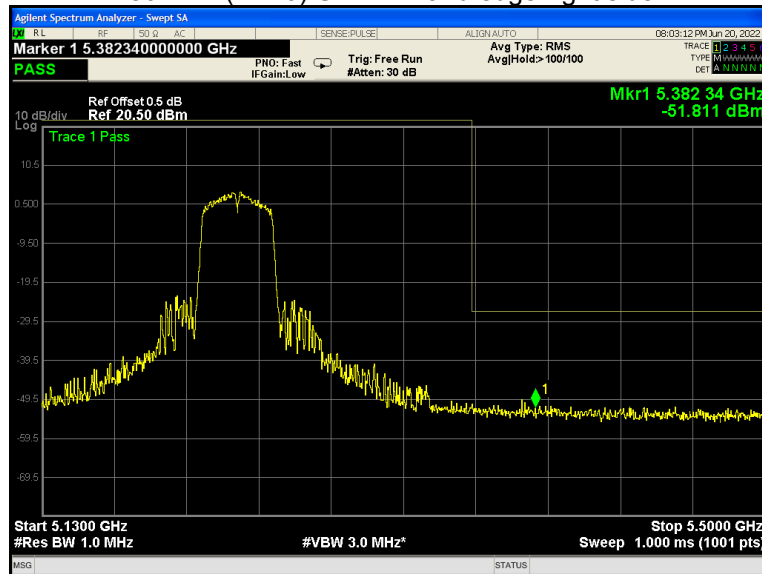
802.11n(HT20) U-NII-3 Band edge-right side



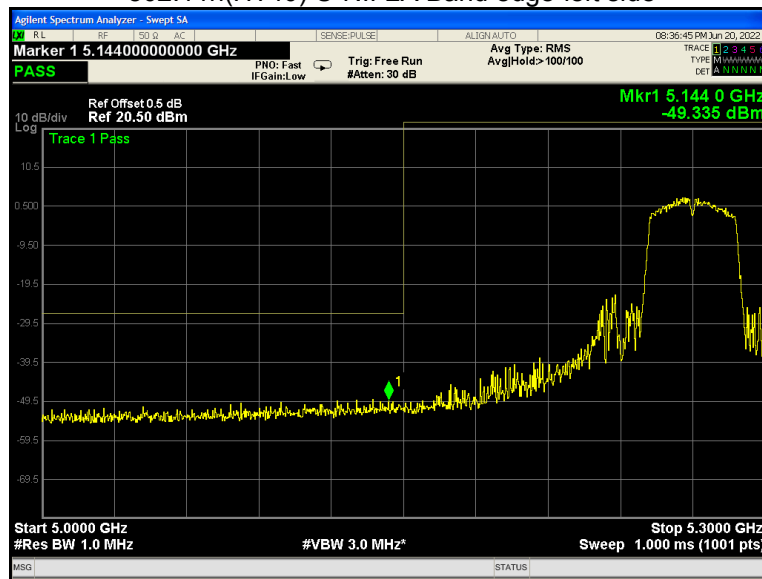
802.11n(HT40) U-NII-1 Band edge-left side



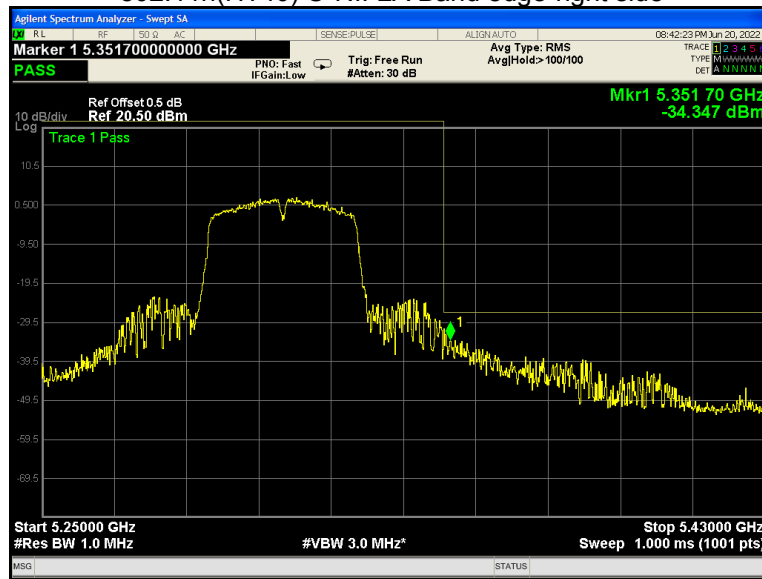
802.11n(HT40) U-NII-1 Band edge-right side



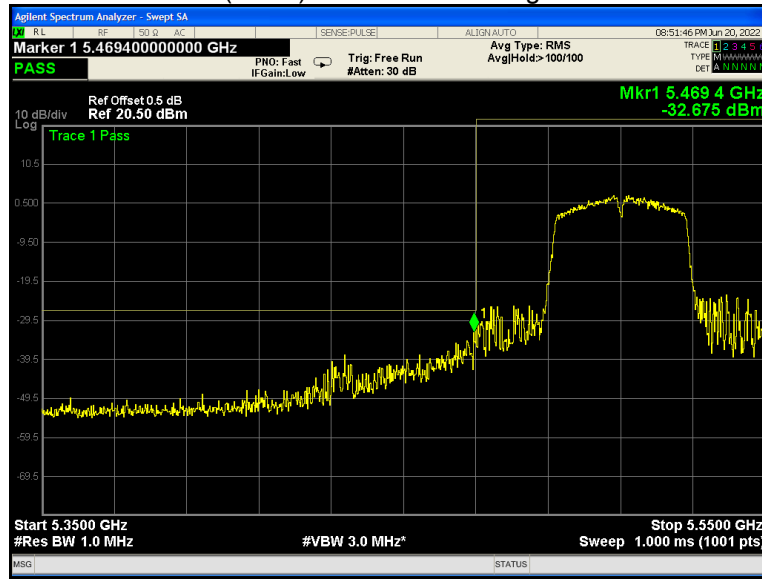
802.11n(HT40) U-NII-2A Band edge-left side



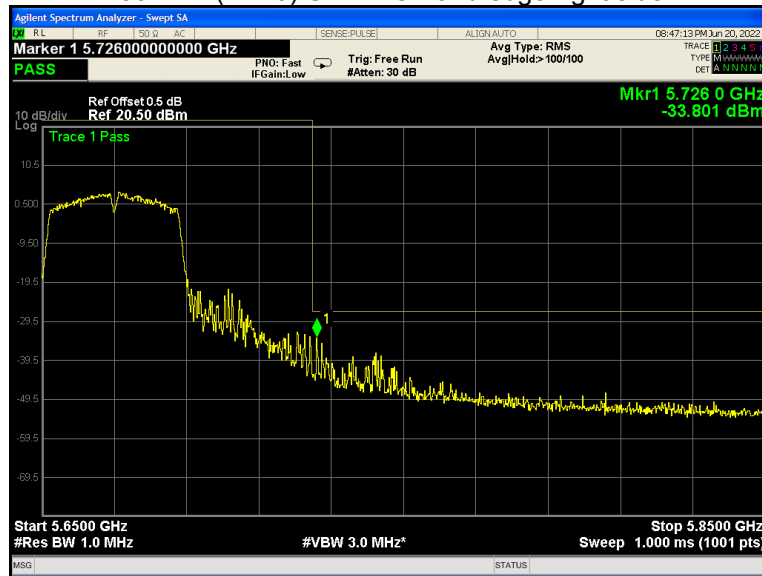
802.11n(HT40) U-NII-2A Band edge-right side



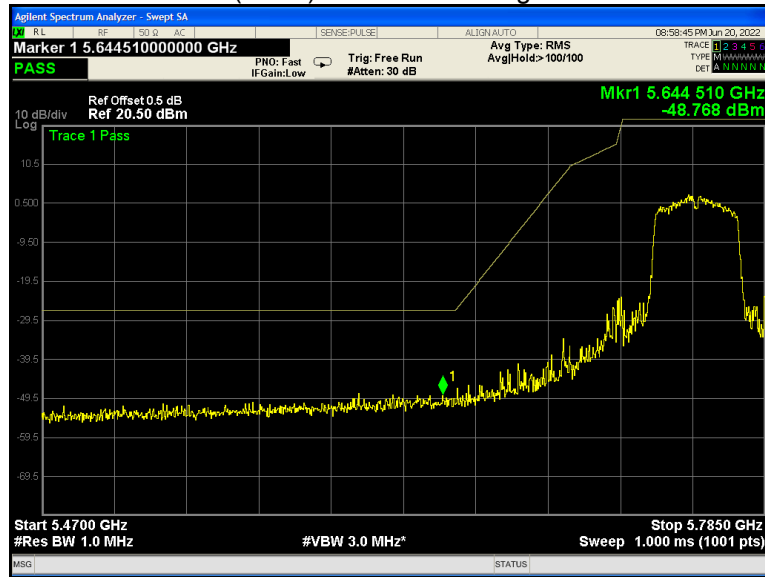
802.11n(HT40) U-NII-2C Band edge-left side



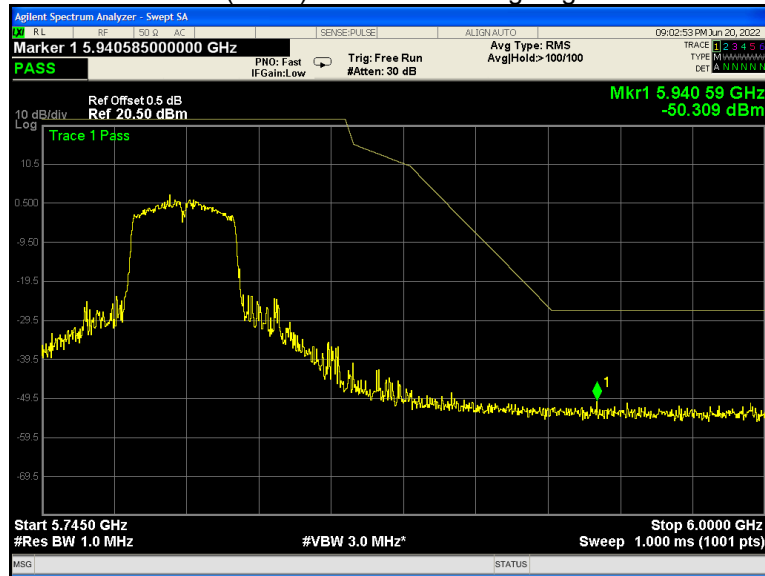
802.11n(HT40) U-NII-2C Band edge-right side



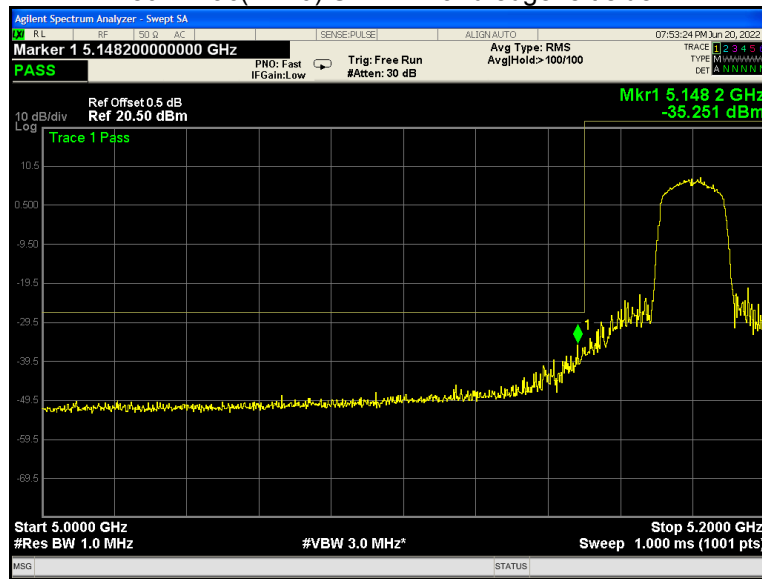
802.11n(HT40) U-NII-3 Band edge-left side



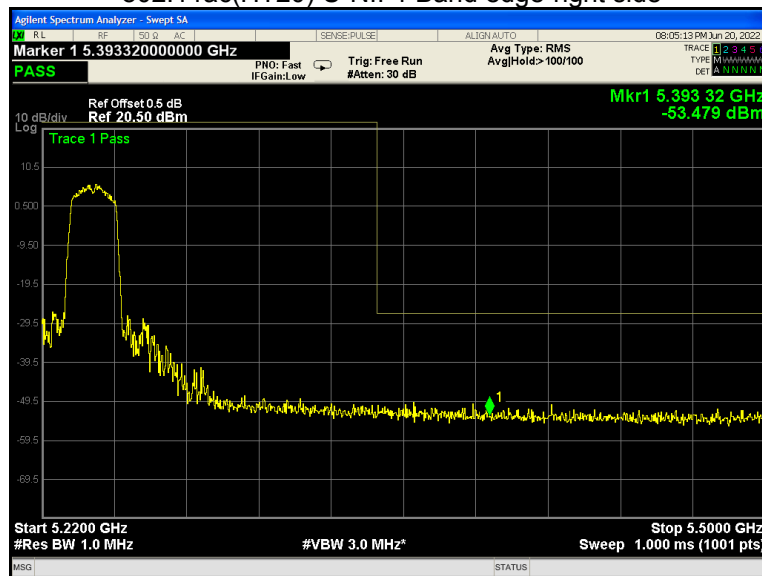
802.11n(HT40) U-NII-3 Band edge-right side



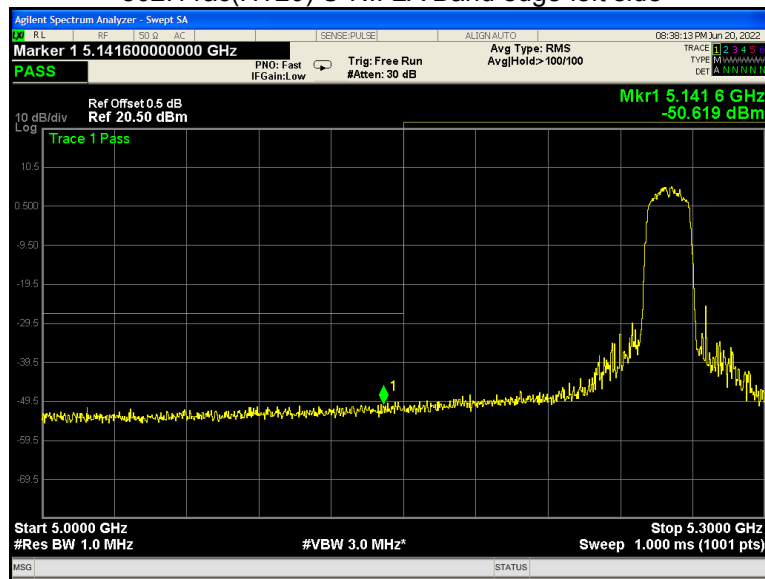
802.11ac(HT20) U-NII-1 Band edge-left side



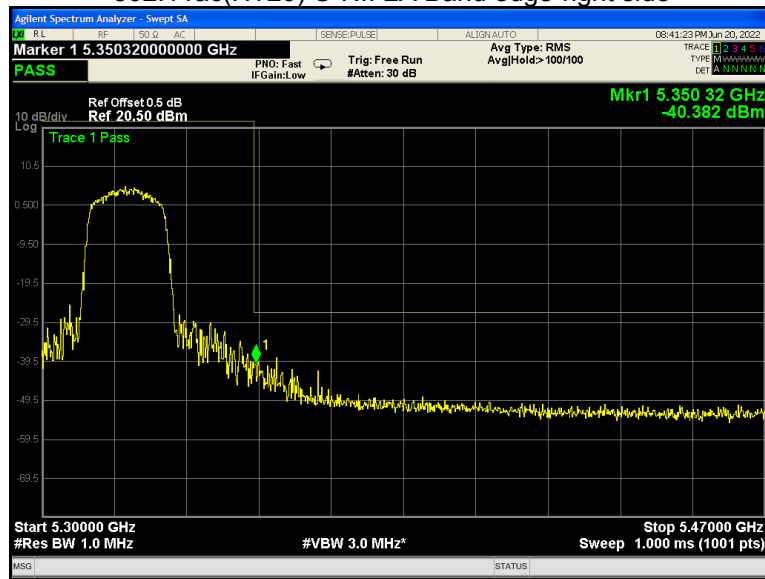
802.11ac(HT20) U-NII-1 Band edge-right side



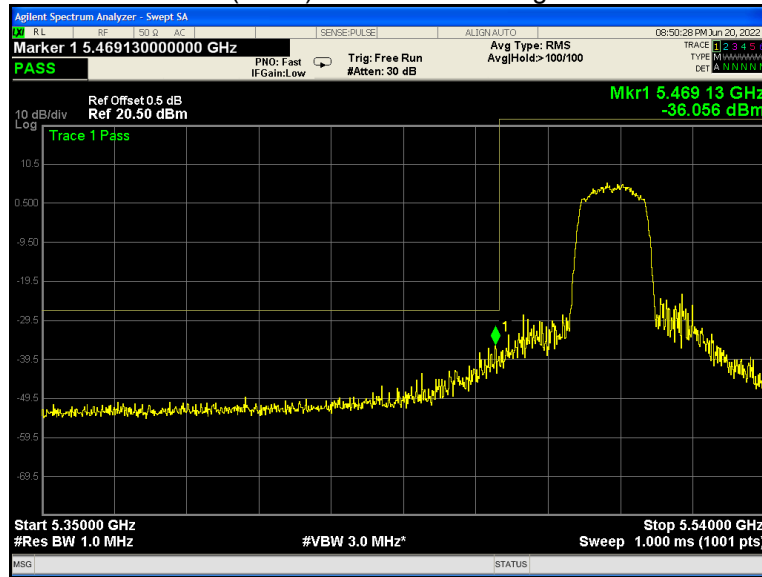
802.11ac(HT20) U-NII-2A Band edge-left side



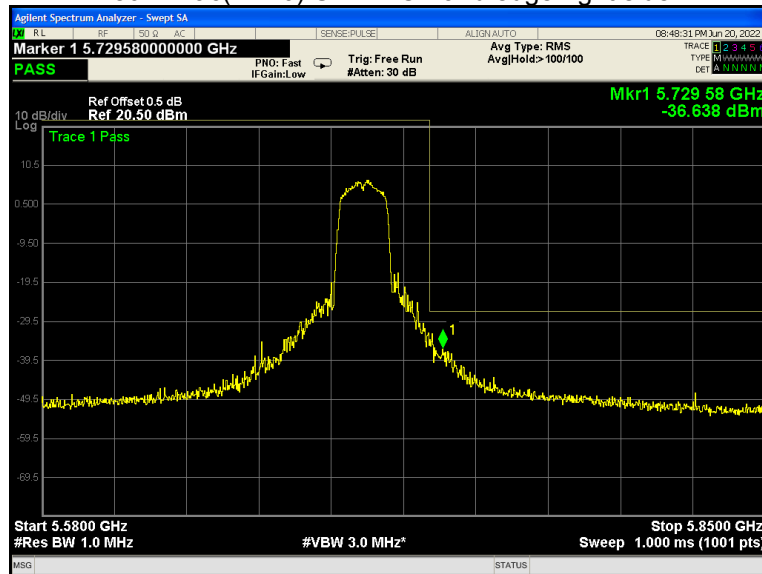
802.11ac(HT20) U-NII-2A Band edge-right side



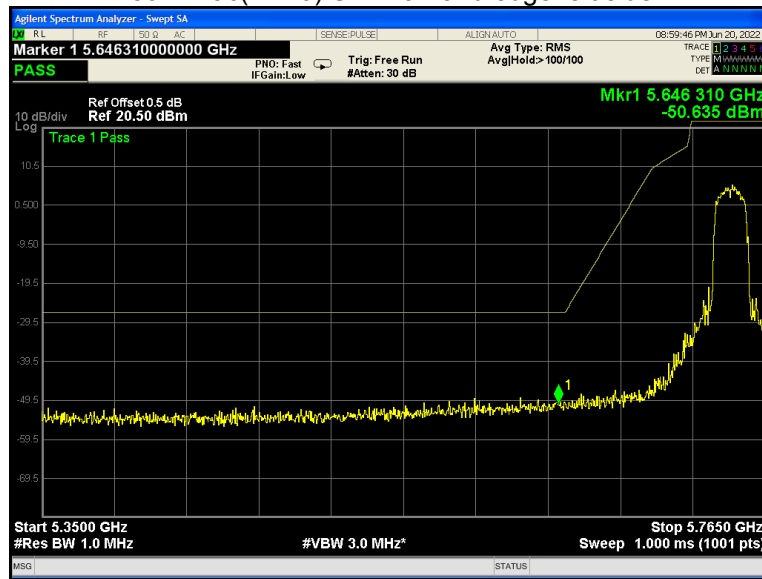
802.11ac(HT20) U-NII-2C Band edge-left side



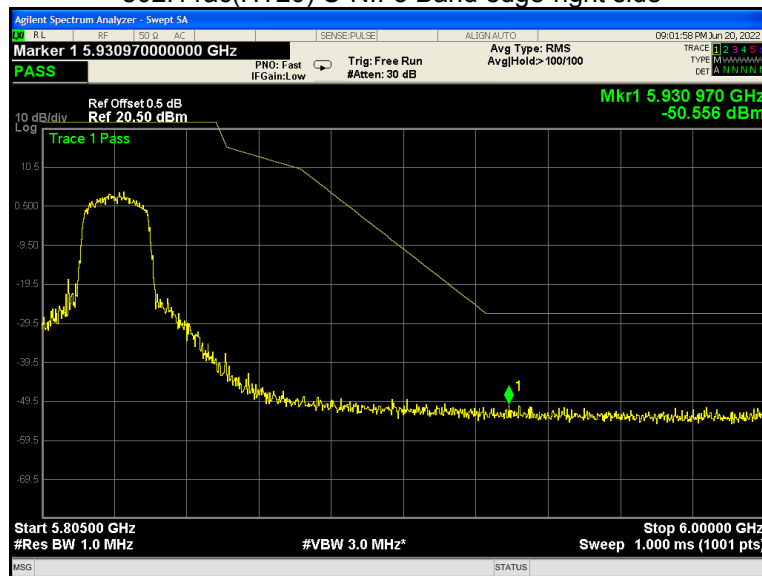
802.11ac(HT20) U-NII-2C Band edge-right side



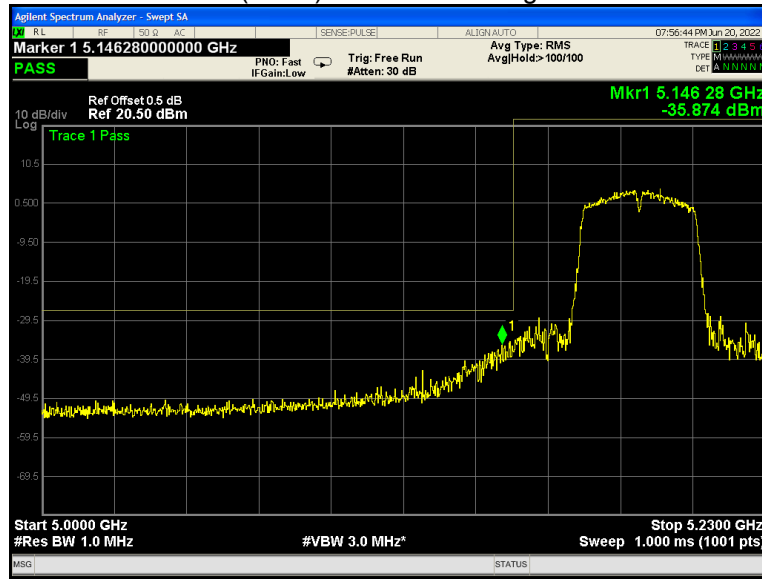
802.11ac(HT20) U-NII-3 Band edge-left side



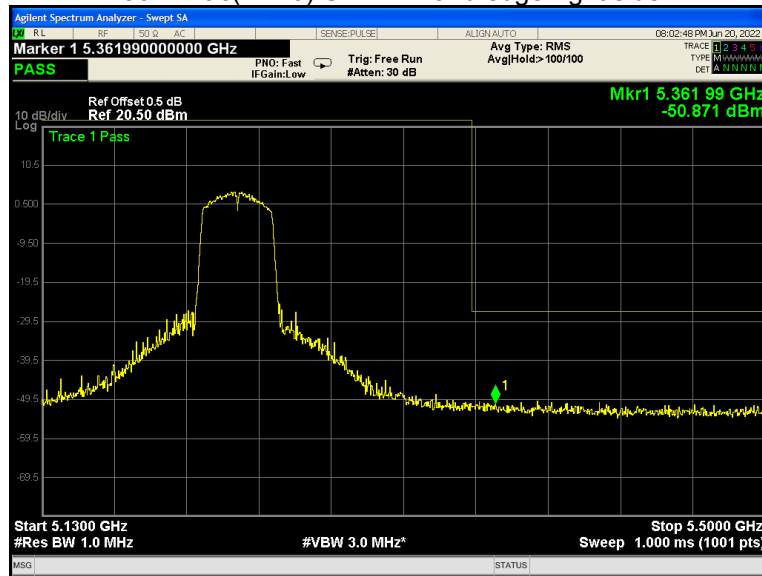
802.11ac(HT20) U-NII-3 Band edge-right side



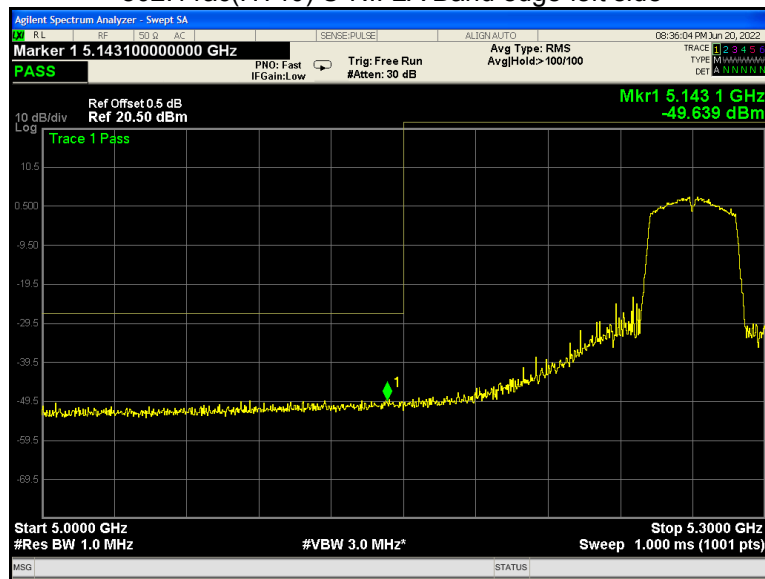
802.11ac(HT40) U-NII-1 Band edge-left side



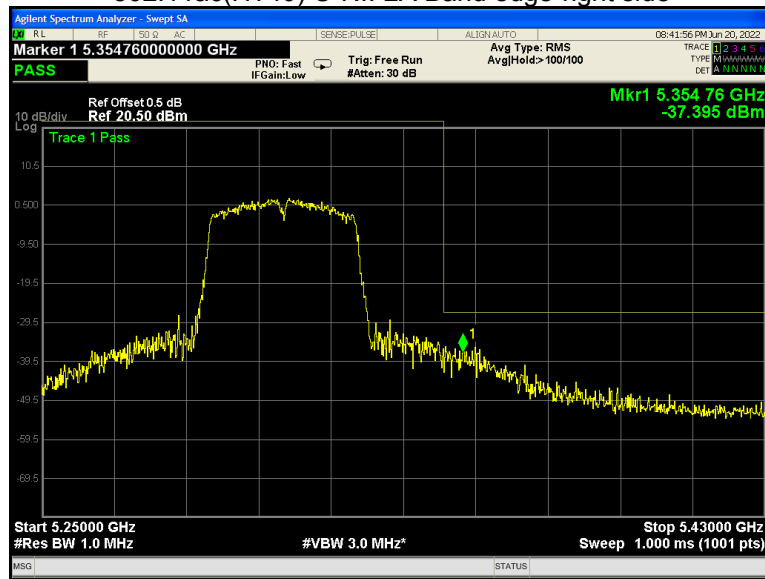
802.11ac(HT40) U-NII-1 Band edge-right side



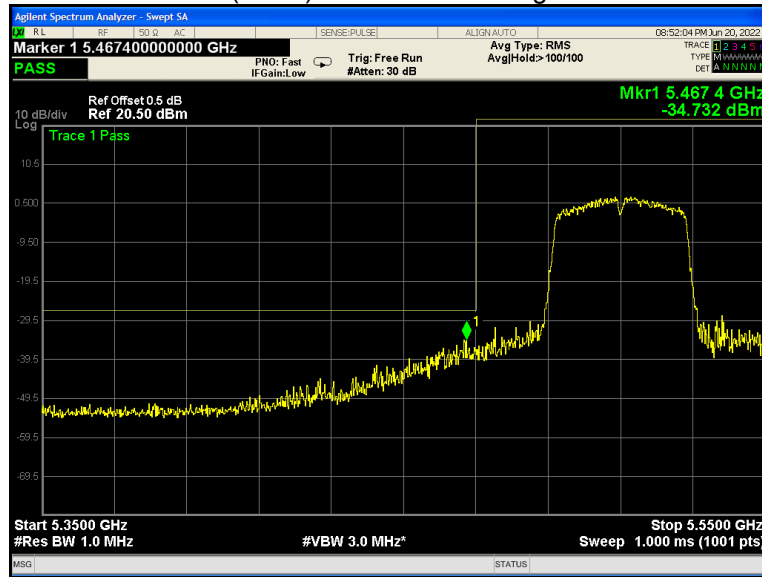
802.11ac(HT40) U-NII-2A Band edge-left side



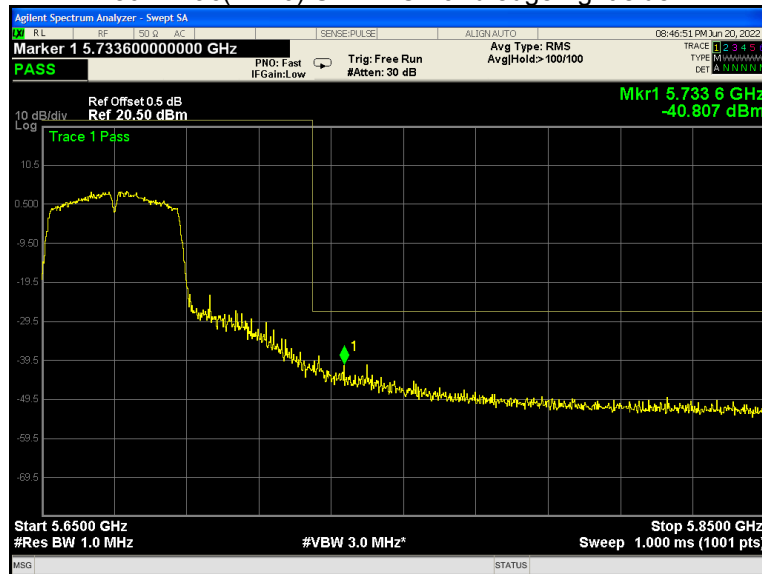
802.11ac(HT40) U-NII-2A Band edge-right side



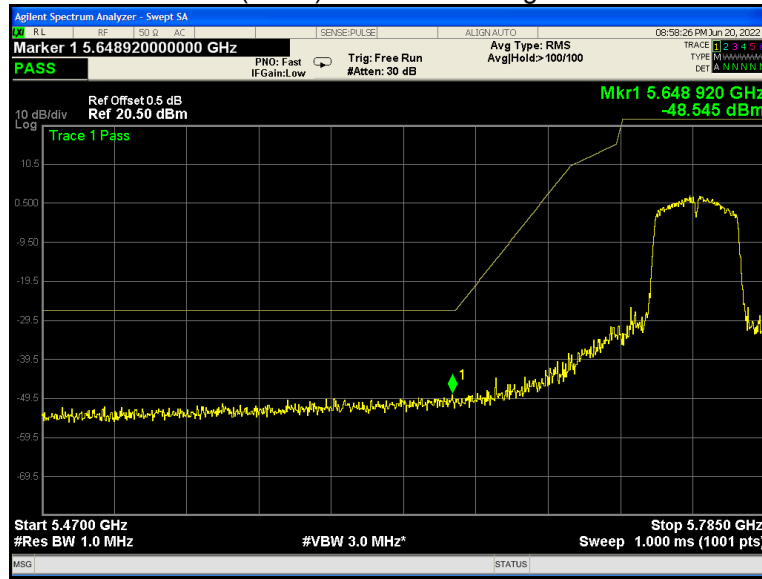
802.11ac(HT40) U-NII-2C Band edge-left side



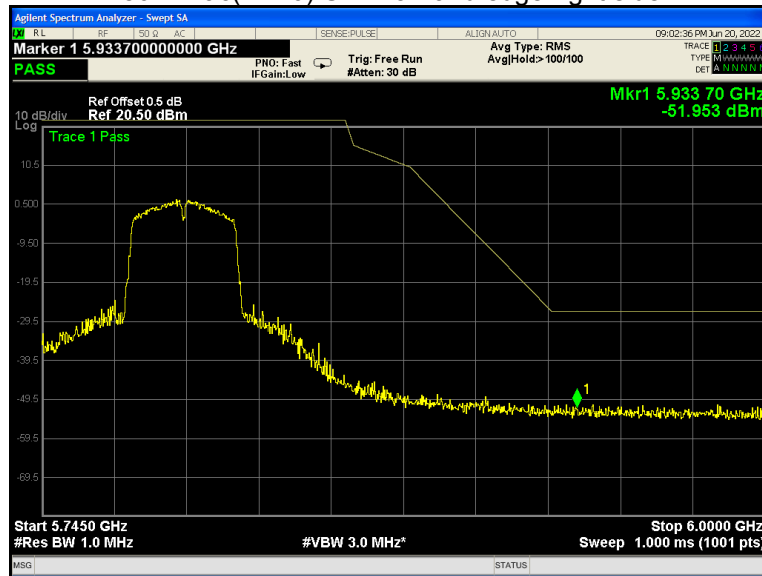
802.11ac(HT40) U-NII-2C Band edge-right side



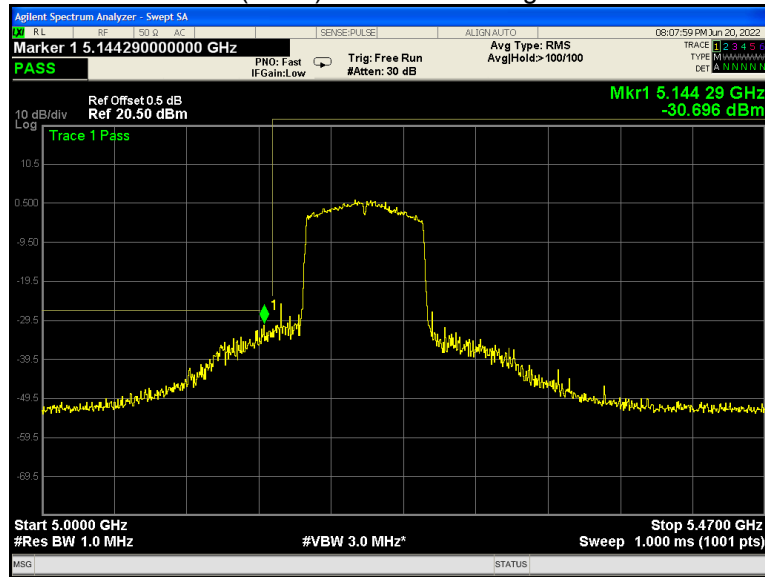
802.11ac(HT40) U-NII-3 Band edge-left side



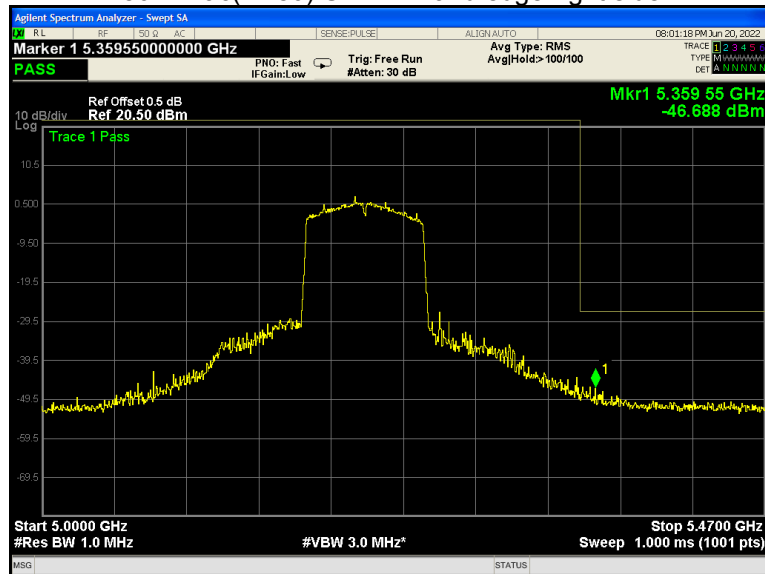
802.11ac(HT40) U-NII-3 Band edge-right side



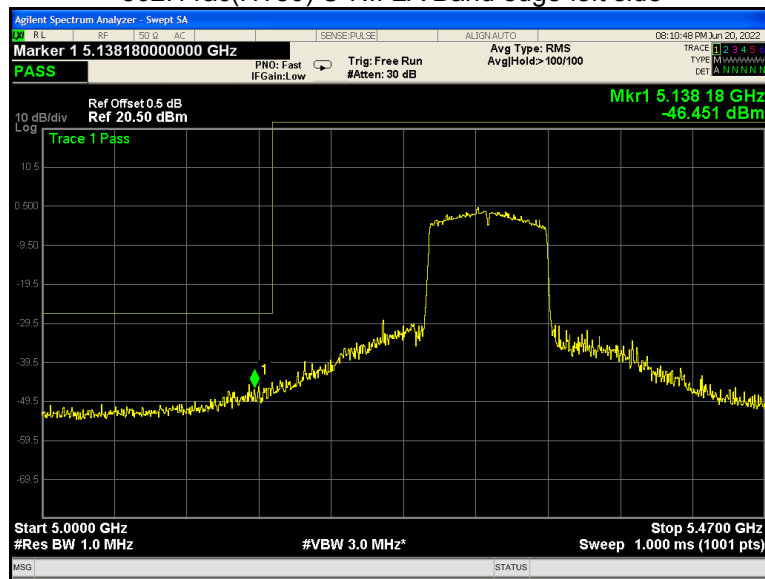
802.11ac(HT80) U-NII-1 Band edge-left side



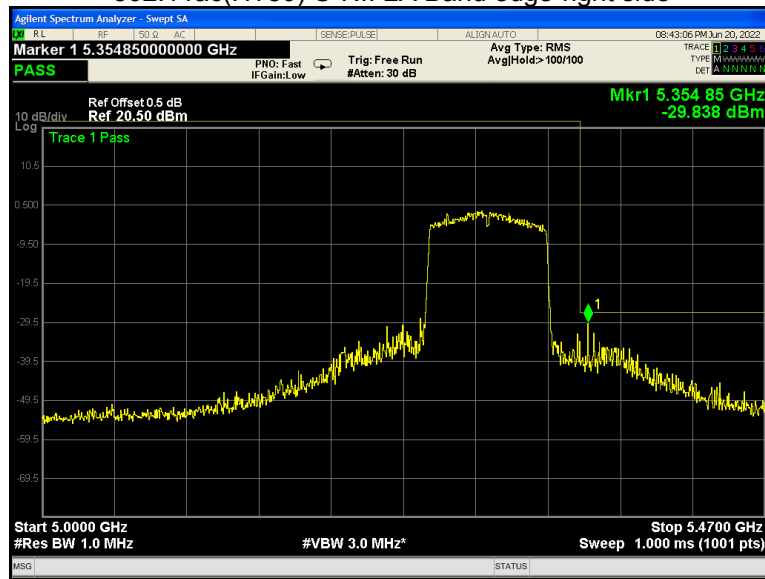
802.11ac(HT80) U-NII-1 Band edge-right side



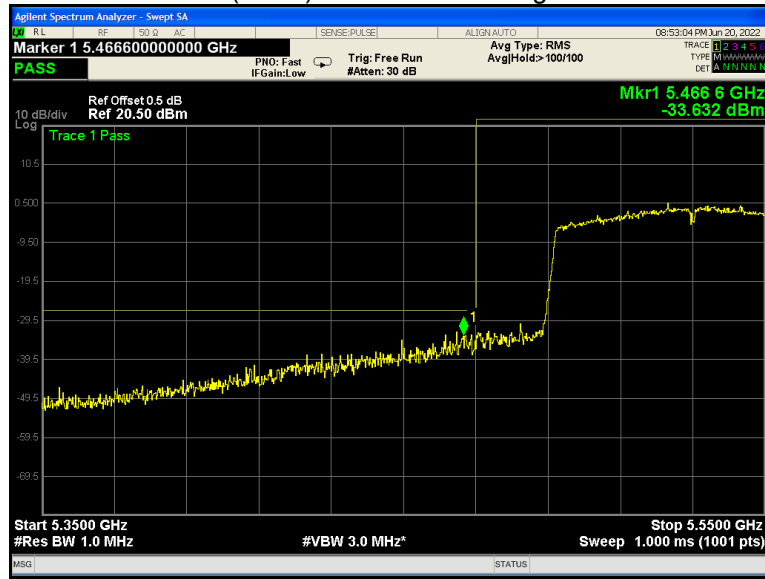
802.11ac(HT80) U-NII-2A Band edge-left side



802.11ac(HT80) U-NII-2A Band edge-right side



802.11ac(HT80) U-NII-2C Band edge-left side



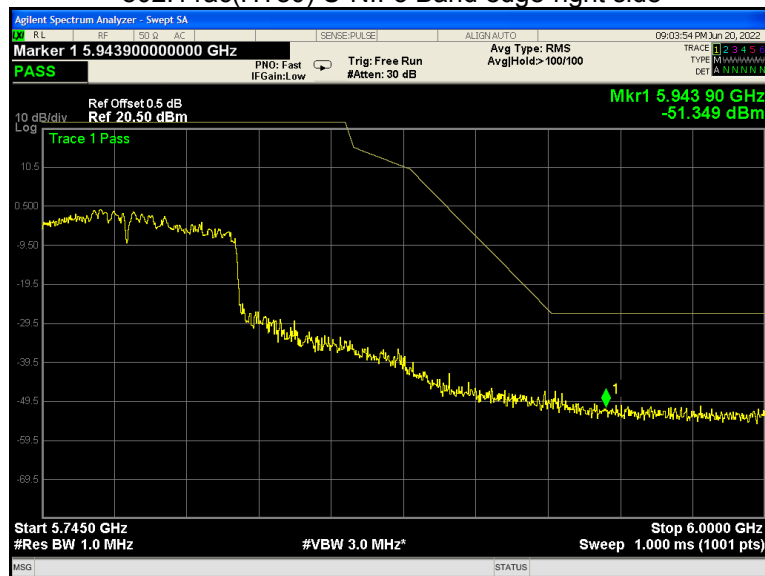
802.11ac(HT80) U-NII-2C Band edge-right side



802.11ac(HT80) U-NII-3 Band edge-left side



802.11ac(HT80) U-NII-3 Band edge-right side



11 6 dB Bandwidth

Test Requirement:	FCC CFR47 Part 15 Section 15.407(e) KDB662911 D01 Multiple Transmitter Output v02r01
Test Method:	KDB789033 D02 General U-NII Test Procedures New Rules v02r01 Section C
Test Limit:	≥ 500 kHz
Test Result:	PASS

11.1 Test Procedure:

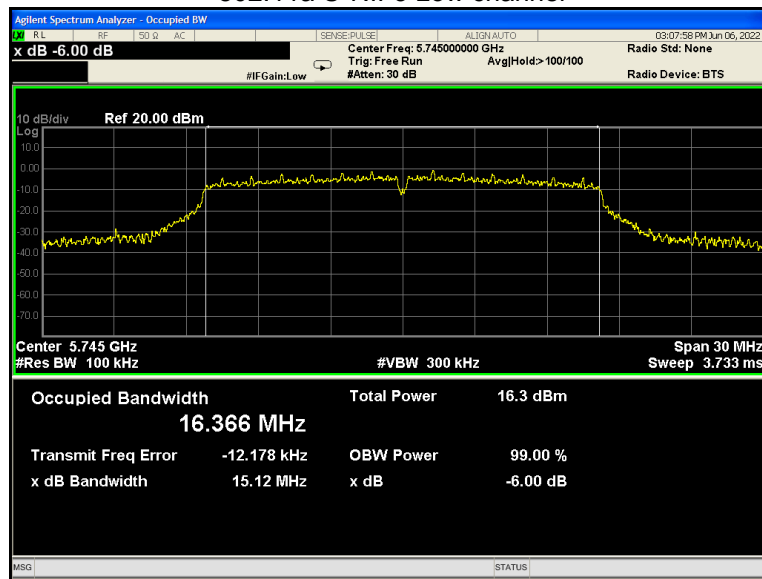
1. Remove the antenna from the EUT and then connect a low RF cable from the antenna port to the spectrum;
2. Set the spectrum analyzer: RBW = 100kHz, VBW = 300kHz

11.2 Test Result:

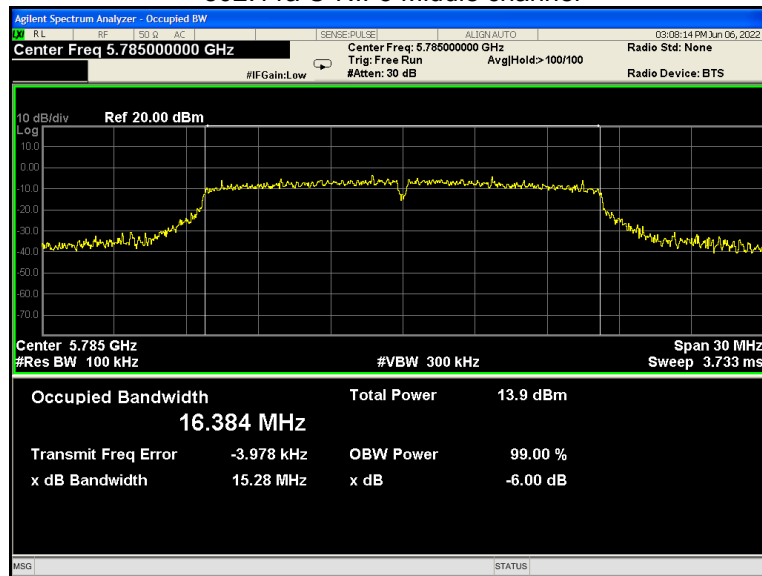
Band	Operation mode	6 dB Bandwidth (MHz)		
		Low	Middle	High
U-NII-3	802.11a	15.12	15.28	14.32
	802.11n(HT20)	15.15	15.00	15.92
	802.11n(HT40)	35.05	/	35.11
	802.11ac(HT20)	15.10	15.08	15.06
	802.11ac(HT40)	35.11	/	35.05
	802.11ac(HT80)	75.33	/	/

Test result plots shown as follows:

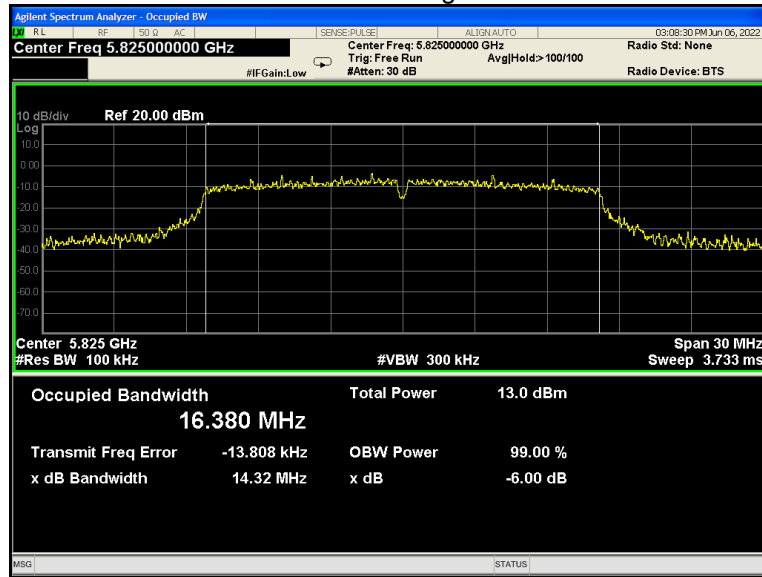
802.11a U-NII-3 Low channel



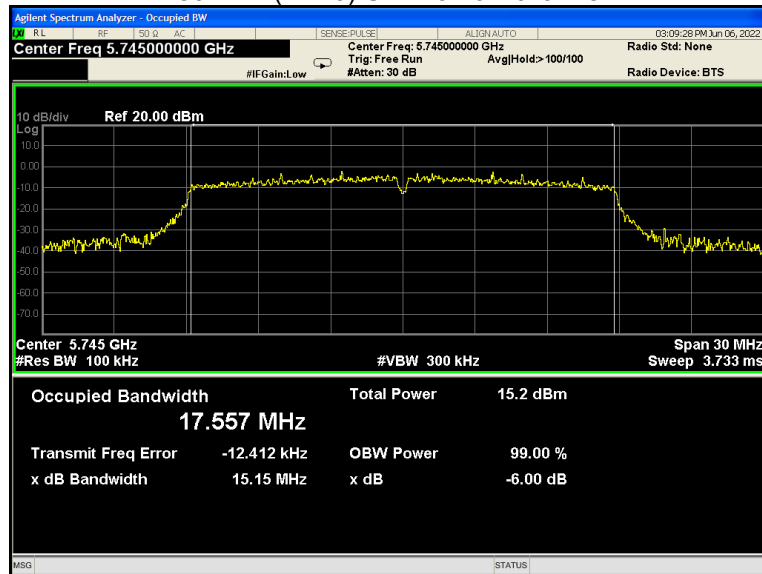
802.11a U-NII-3 Middle channel



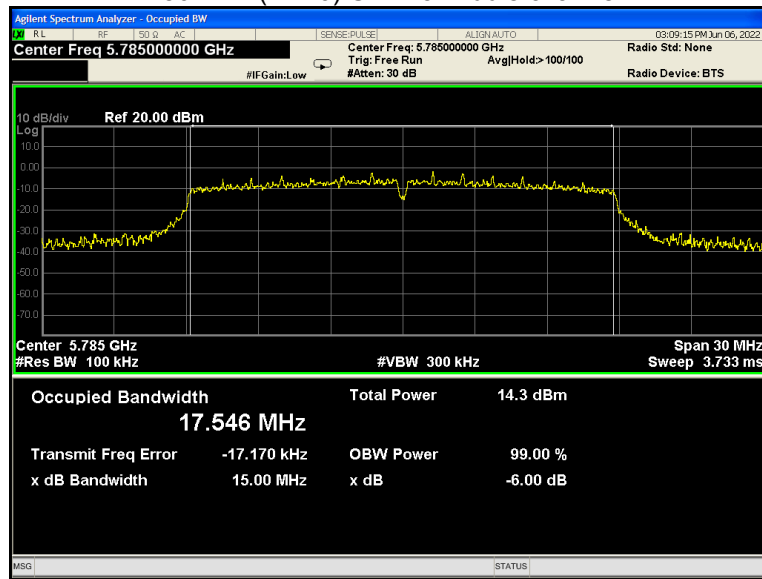
802.11a U-NII-3 High channel



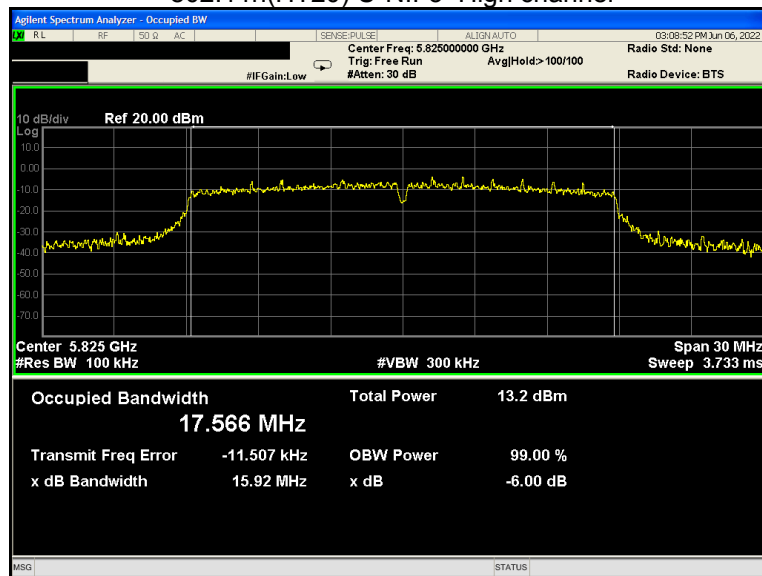
802.11n(HT20) U-NII-3 Low channel



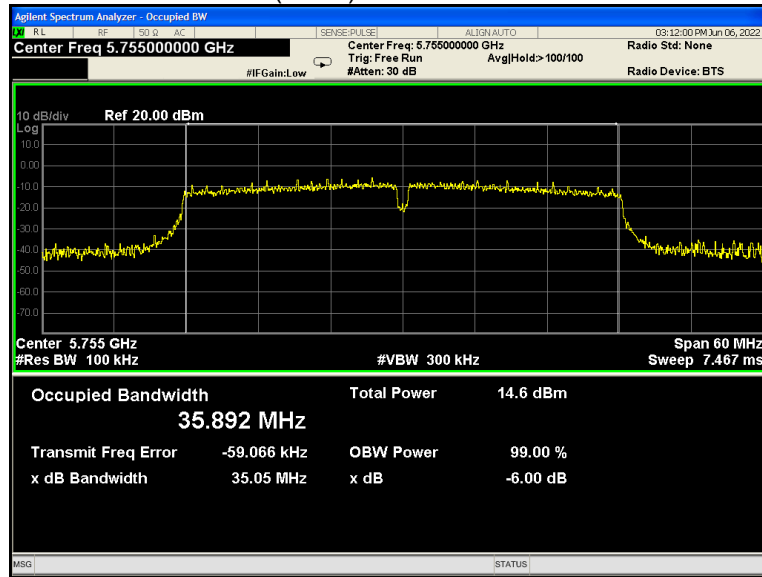
802.11n(HT20) U-NII-3 Middle channel



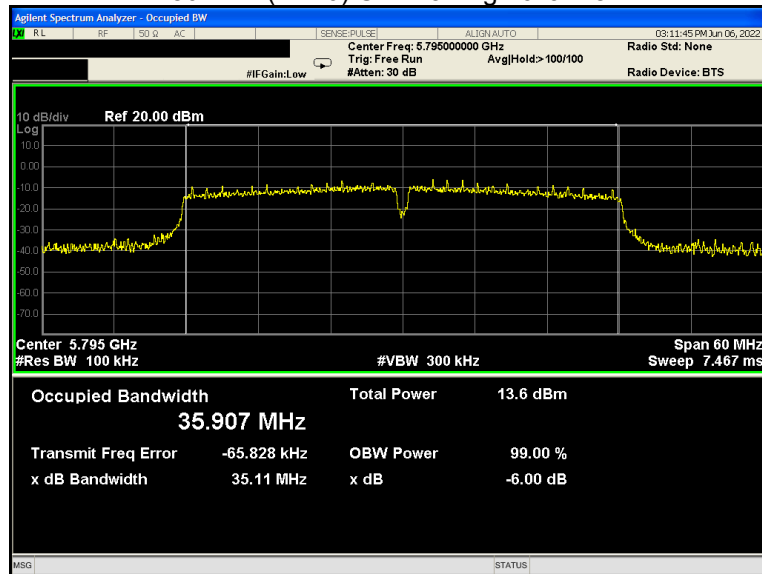
802.11n(HT20) U-NII-3 High channel



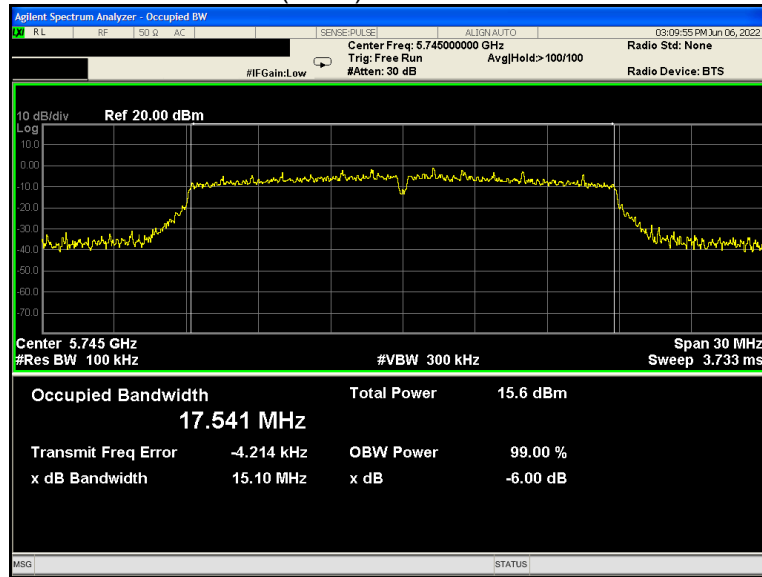
802.11n(HT40) U-NII-3 Low channel



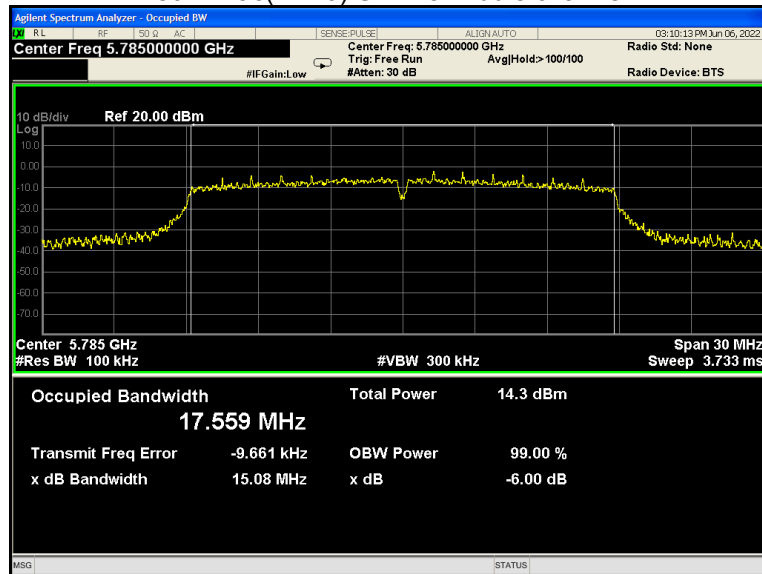
802.11n(HT40) U-NII-3 High channel



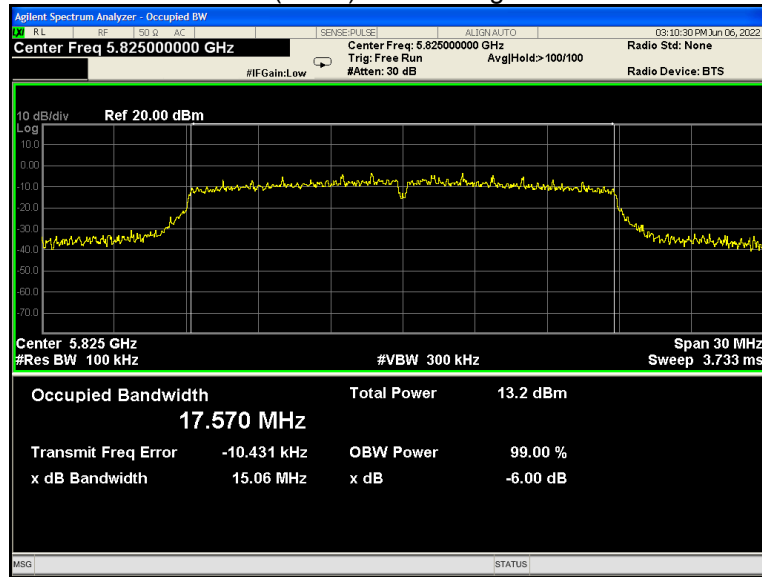
802.11ac(HT20) U-NII-3 Low channel



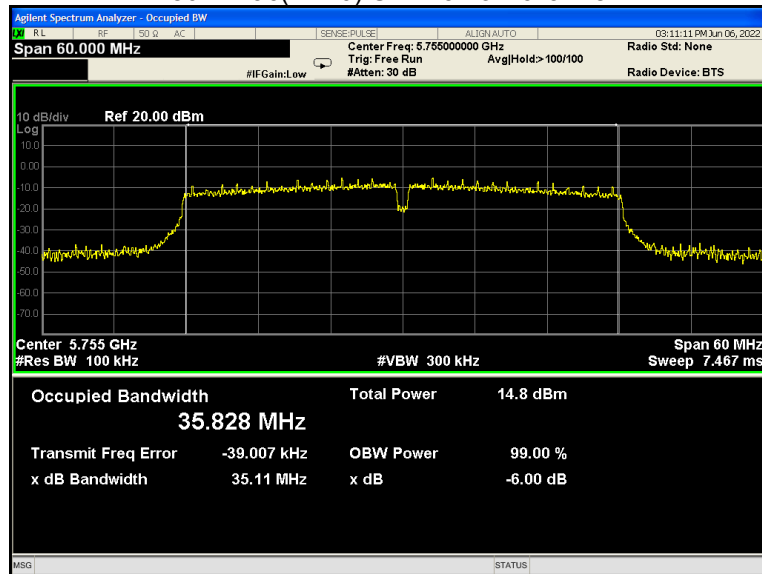
802.11ac(HT20) U-NII-3 Middle channel



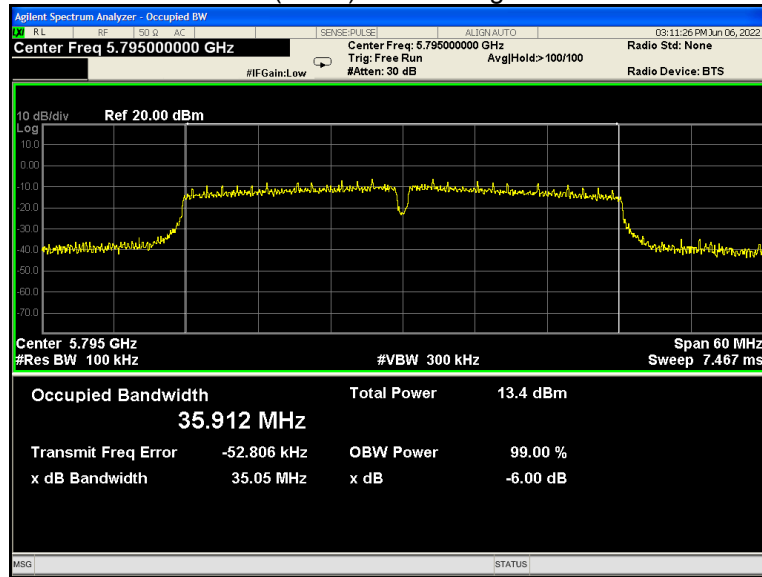
802.11ac(HT20) U-NII-3 High channel



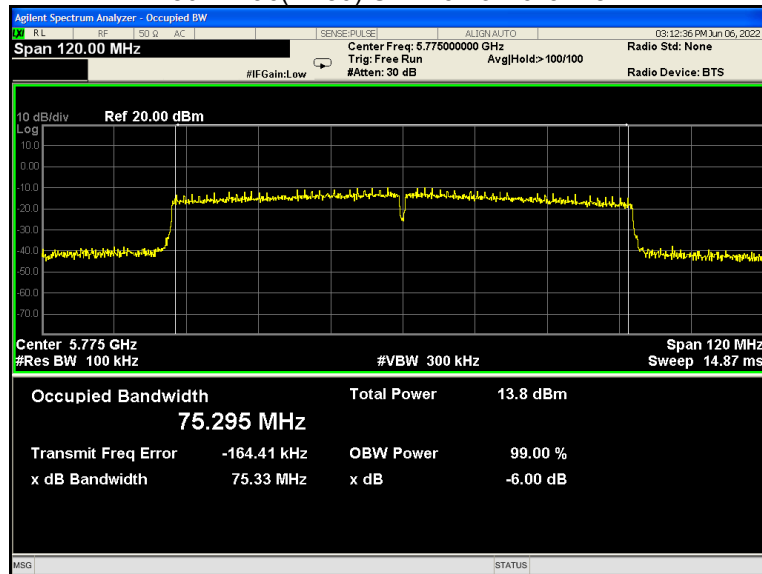
802.11ac(HT40) U-NII-3 Low channel



802.11ac(HT40) U-NII-3 High channel



802.11ac(HT80) U-NII-3 Low channel



12 26 dB Bandwidth and 99% Occupied Bandwidth

Test Requirement:	47 CFR Part 15C Section 15.407 (a) KDB662911 D01 Multiple Transmitter Output v02r01
Test Method:	KDB789033 D02 General U-NII Test Procedures New Rules v02r01 Section D
Test Limit:	No restriction limits
Test Result:	PASS

12.1 Test Procedure:

1. Remove the antenna from the EUT and then connect a low RF cable from the antenna port to the spectrum;
2. Set the spectrum analyzer: RBW = 1% to 5% of the OBW, VBW = 3x RBW

12.2 Test Result:

Band	Operation mode	26 dB Bandwidth (MHz)			99% Bandwidth (MHz)		
		Low	Middle	High	Low	Middle	High
U-NII-1	802.11a	19.88	19.68	19.70	16.475	16.399	16.442
	802.11n(HT20)	20.10	19.95	20.06	17.540	17.558	17.570
	802.11n(HT40)	40.78	/	39.74	35.986	/	35.987
	802.11ac(HT20)	20.11	20.22	20.14	17.536	17.557	17.543
	802.11ac(HT40)	39.65	/	40.08	35.949	/	35.952
	802.11ac(HT80)	80.46	/	/	75.272	/	/

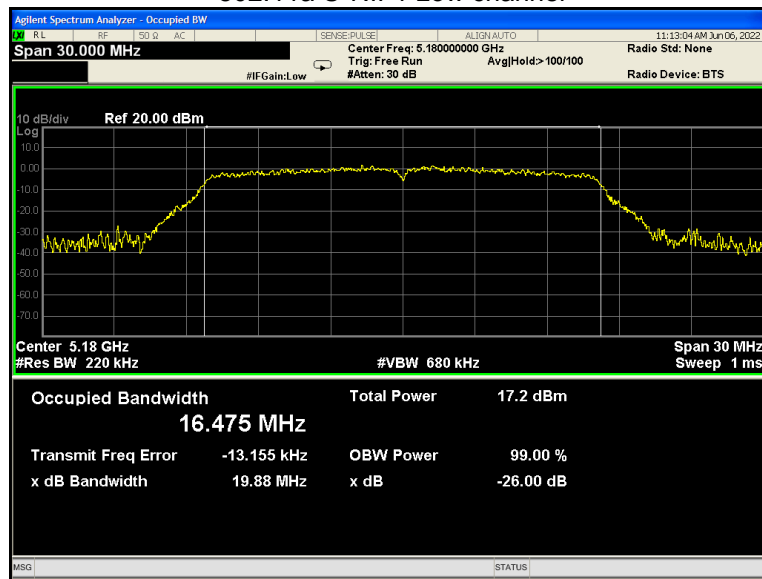
Band	Operation mode	26 dB Bandwidth (MHz)			99% Bandwidth (MHz)		
		Low	Middle	High	Low	Middle	High
U-NII-2A	802.11a	19.64	19.71	19.70	16.402	16.391	16.423
	802.11n(HT20)	20.18	20.16	20.46	17.584	17.556	17.564
	802.11n(HT40)	40.21	/	40.29	36.006	/	36.039
	802.11ac(HT20)	19.98	19.98	19.95	17.550	17.532	17.542
	802.11ac(HT40)	39.78	/	40.16	36.007	/	35.992
	802.11ac(HT80)	80.84	/	/	75.415	/	/

Band	Operation mode	26 dB Bandwidth (MHz)			99% Bandwidth (MHz)		
		Low	Middle	High	Low	Middle	High
U-NII-2C	802.11a	19.86	19.44	19.65	16.460	16.422	16.449
	802.11n(HT20)	20.04	20.25	20.35	17.562	17.566	17.569
	802.11n(HT40)	40.14	41.42	40.74	35.989	35.959	35.975
	802.11ac(HT20)	21.53	20.10	21.25	17.563	17.567	17.565
	802.11ac(HT40)	39.82	40.21	40.40	35.936	35.870	35.995
	802.11ac(HT80)	80.44	/	80.19	75.315	/	75.251

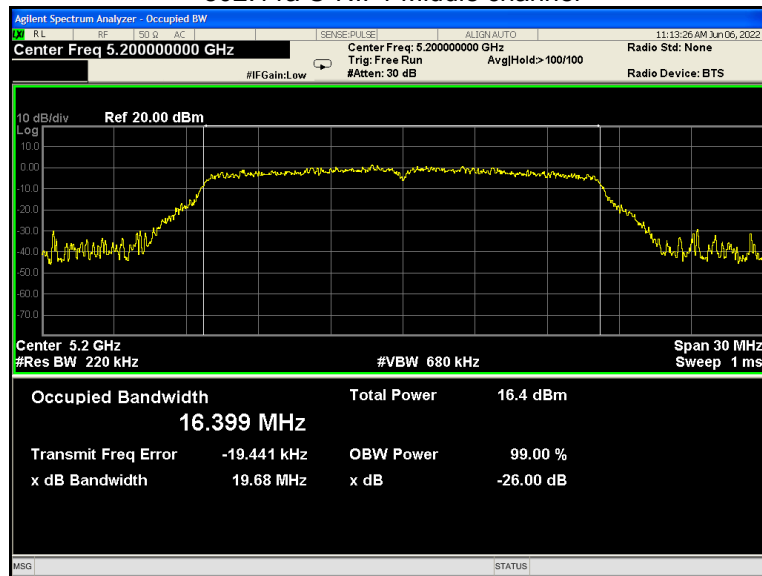
Band	Operation mode	99% Bandwidth (MHz)		
		Low	Middle	High
U-NII-3	802.11a	16.442	16.451	16.490
	802.11n(HT20)	17.603	17.611	17.615
	802.11n(HT40)	35.988	/	35.993
	802.11ac(HT20)	17.567	17.597	17.564
	802.11ac(HT40)	36.028	/	36.033
	802.11ac(HT80)	76.010	/	/

Test result plots shown as follows:

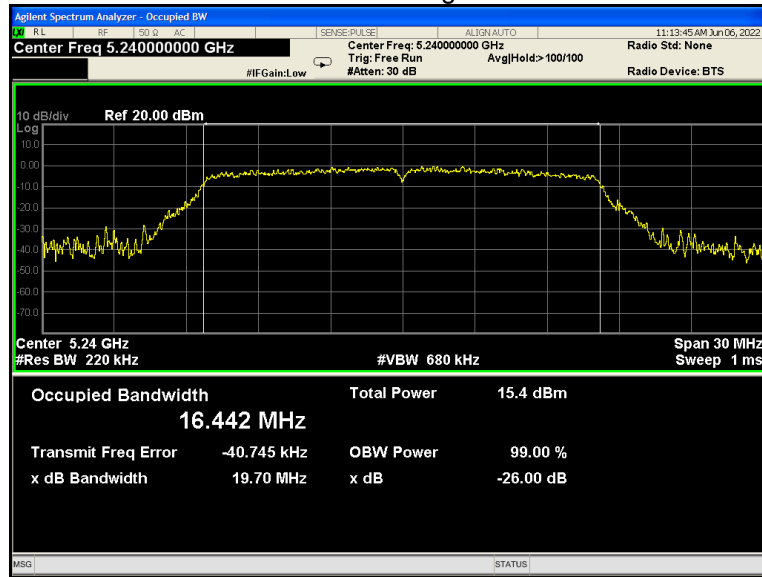
802.11a U-NII-1 Low channel



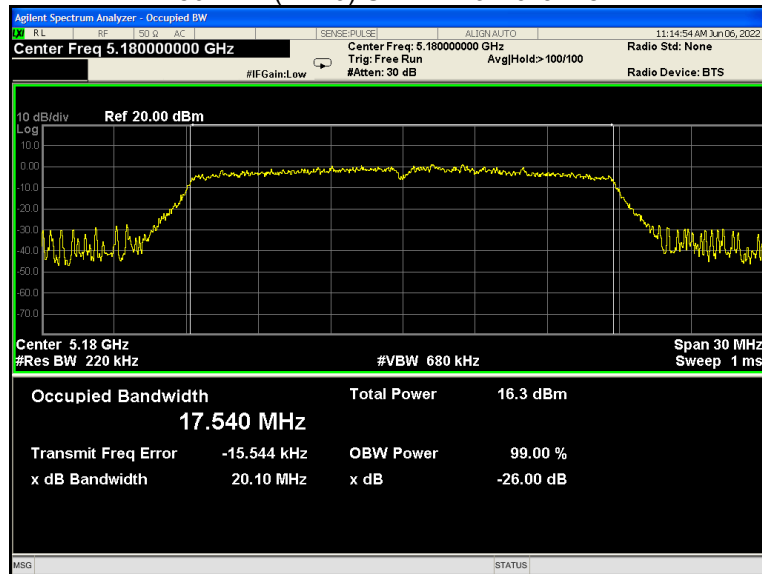
802.11a U-NII-1 Middle channel



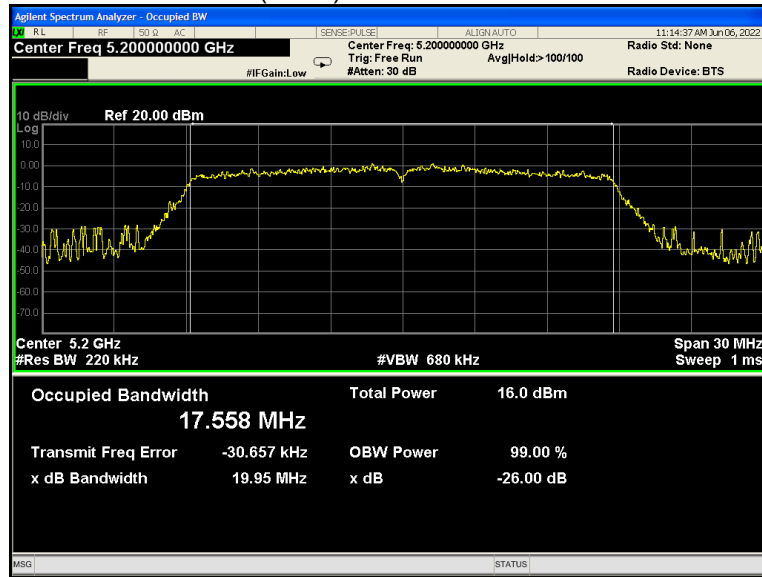
802.11a U-NII-1 High channel



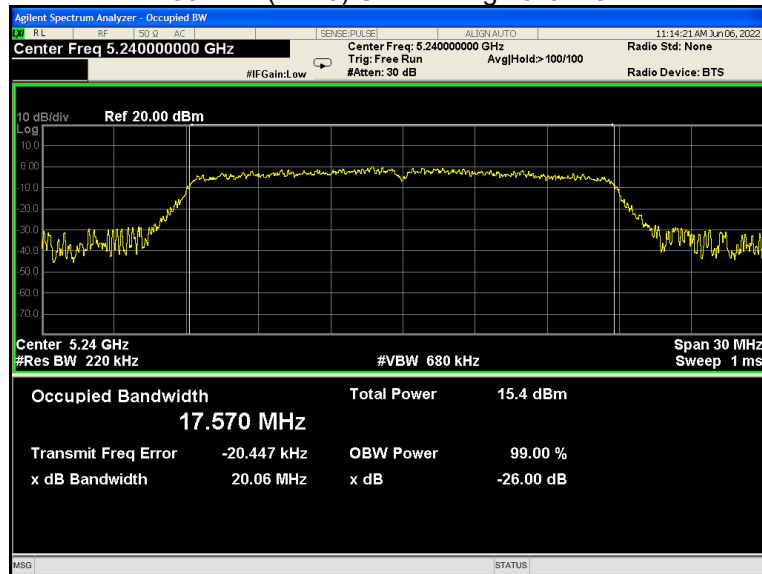
802.11n(HT20) U-NII-1 Low channel



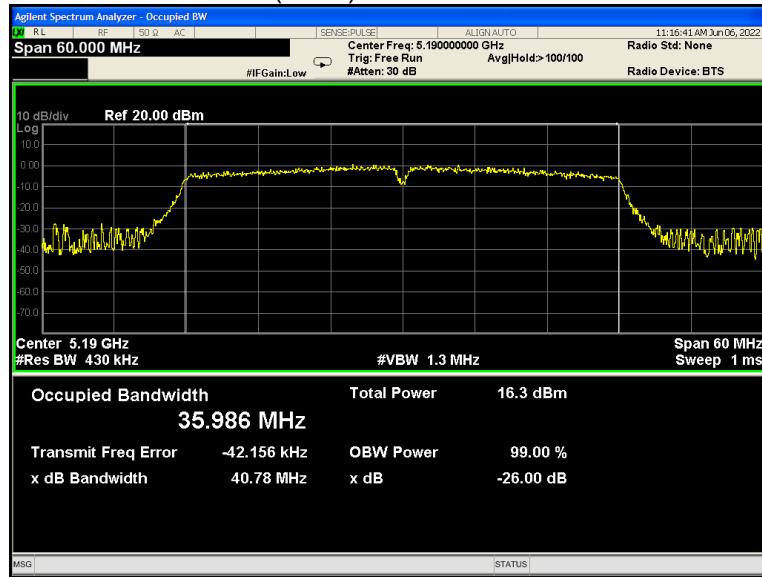
802.11n(HT20) U-NII-1 Middle channel



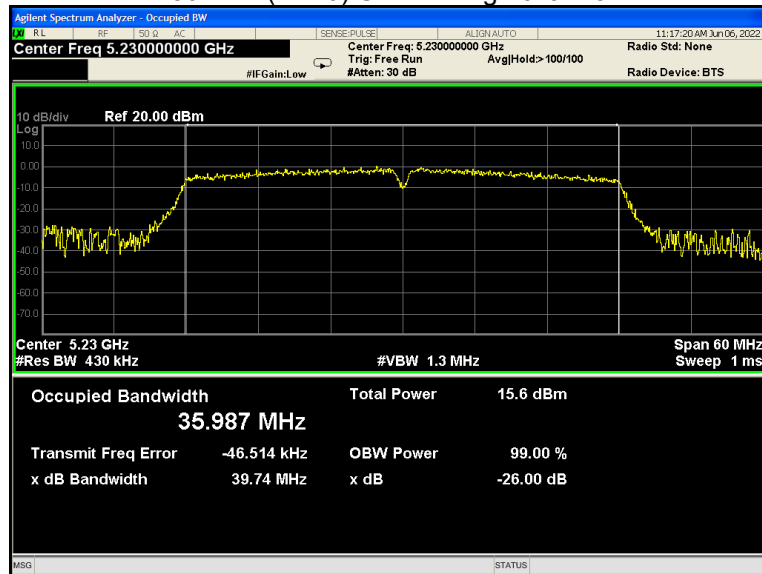
802.11n(HT20) U-NII-1 High channel



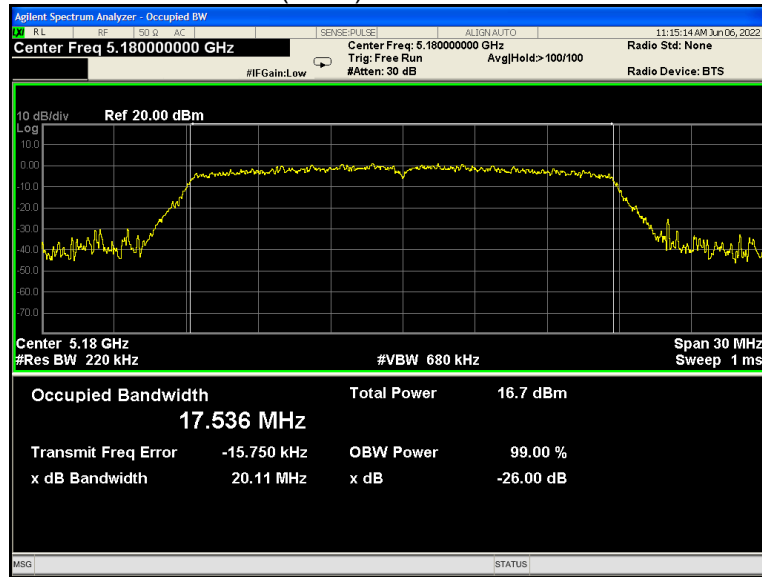
802.11n(HT40) U-NII-1 Low channel



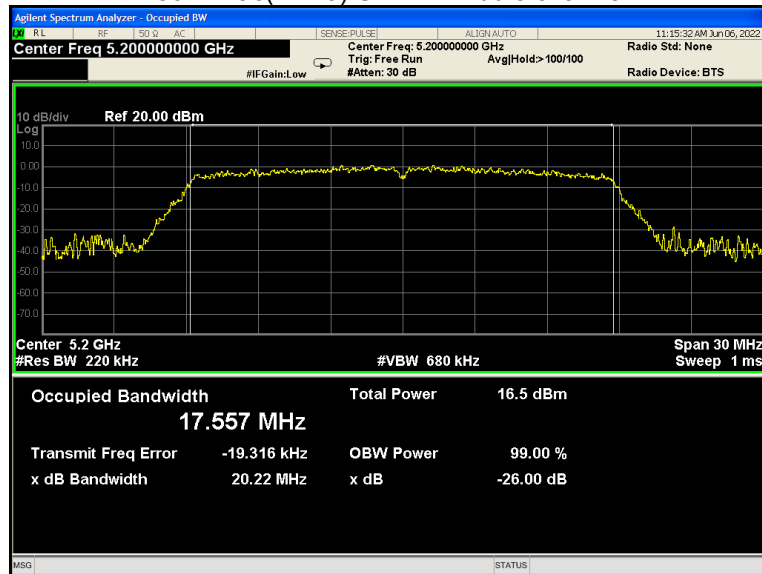
802.11n(HT40) U-NII-1 High channel



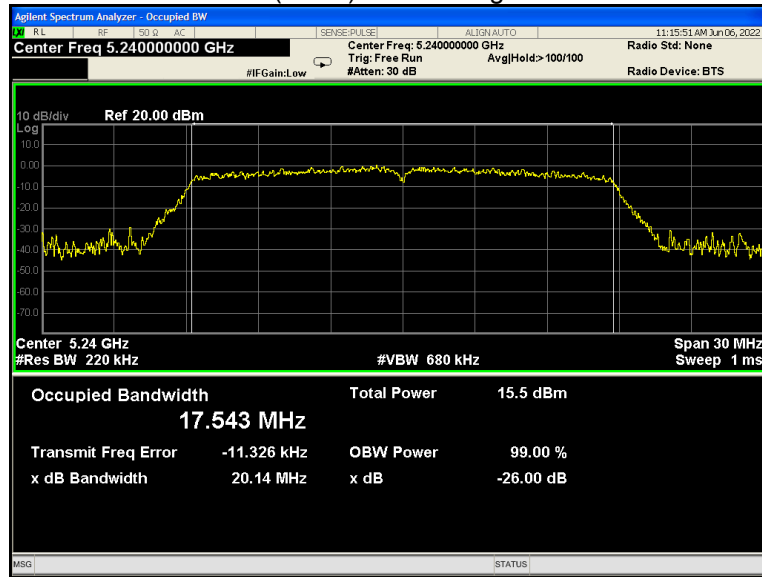
802.11ac(HT20) U-NII-1 Low channel



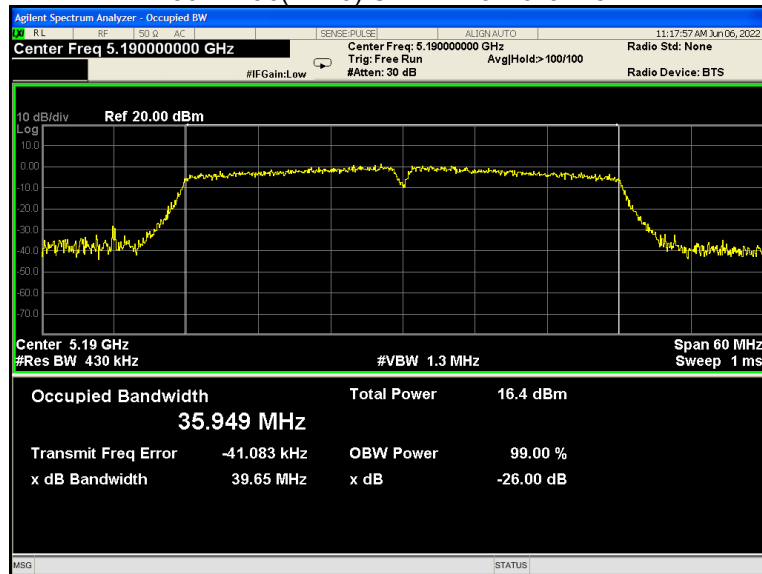
802.11ac(HT20) U-NII-1 Middle channel



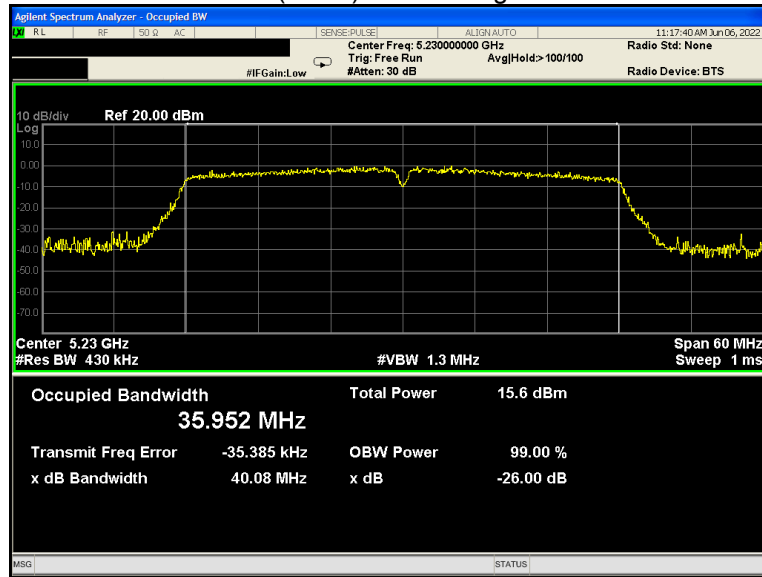
802.11ac(HT20) U-NII-1 High channel



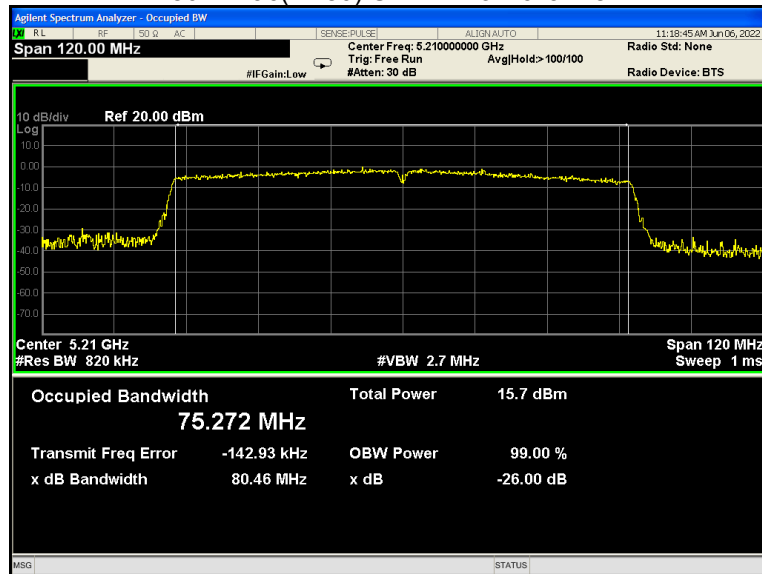
802.11ac(HT40) U-NII-1 Low channel



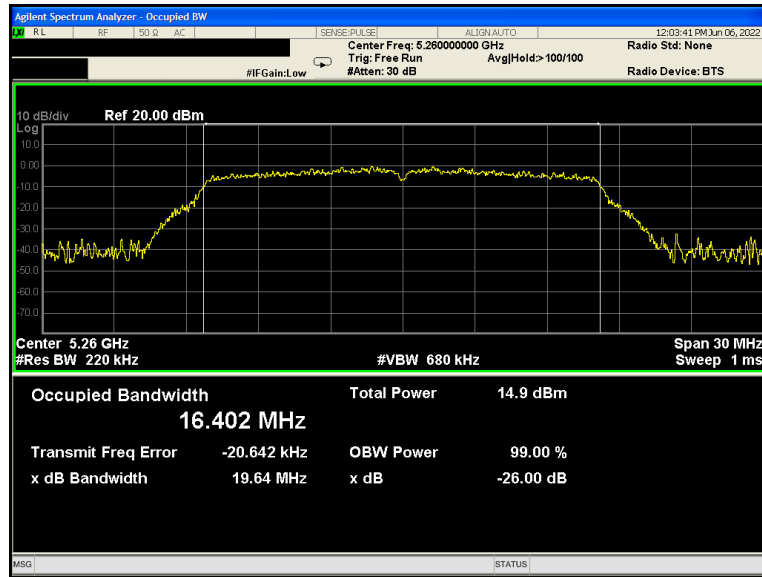
802.11 ac(HT40) U-NII-1 High channel



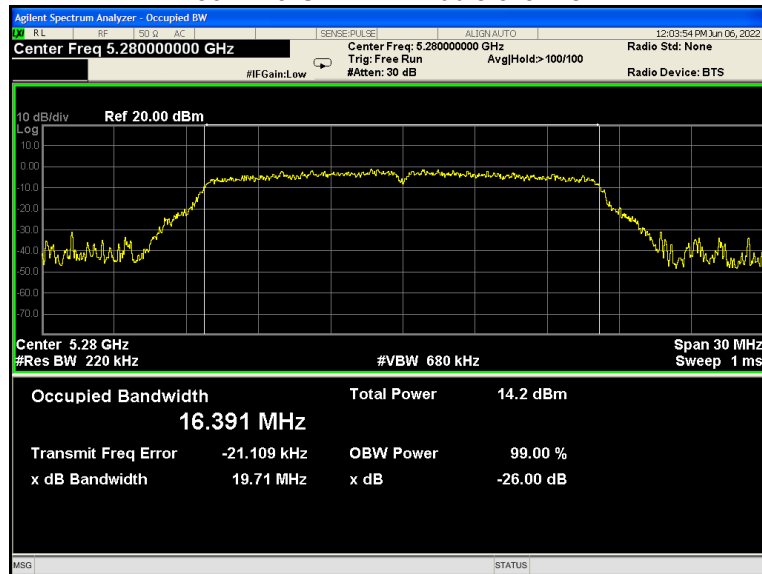
802.11ac(HT80) U-NII-1 Low channel



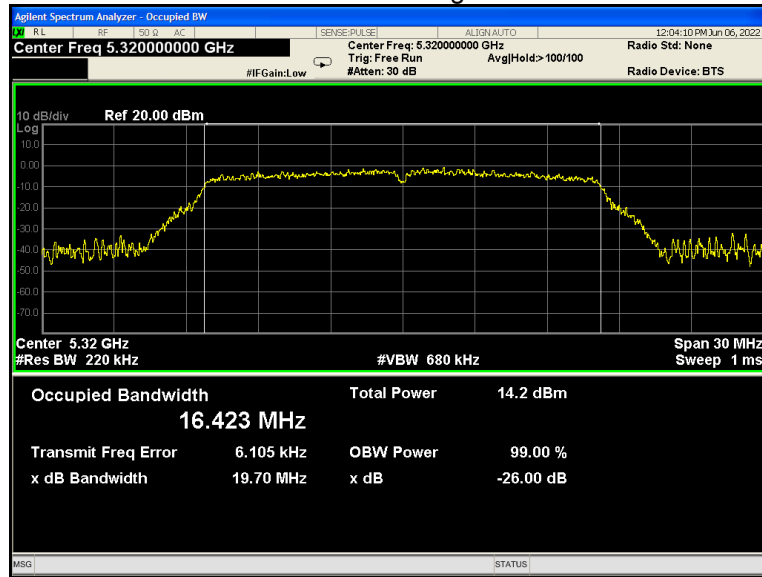
802.11a U-NII-2A Low channel



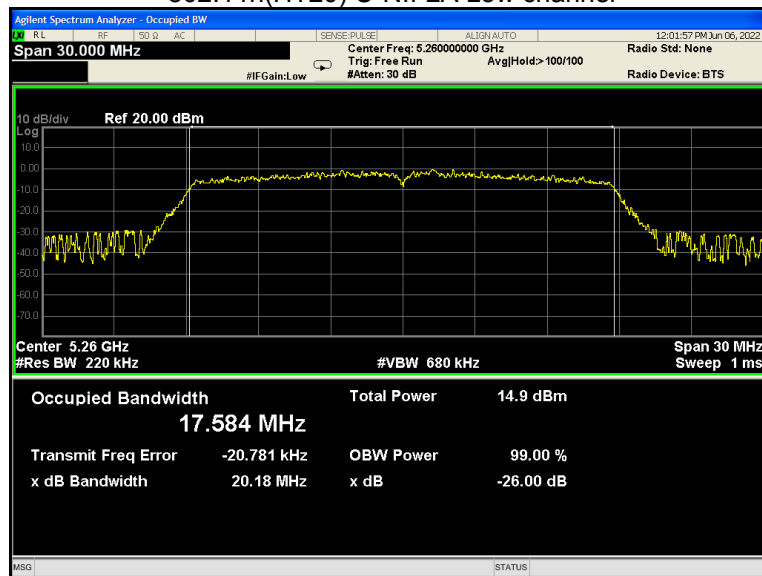
802.11a U-NII-2A Middle channel



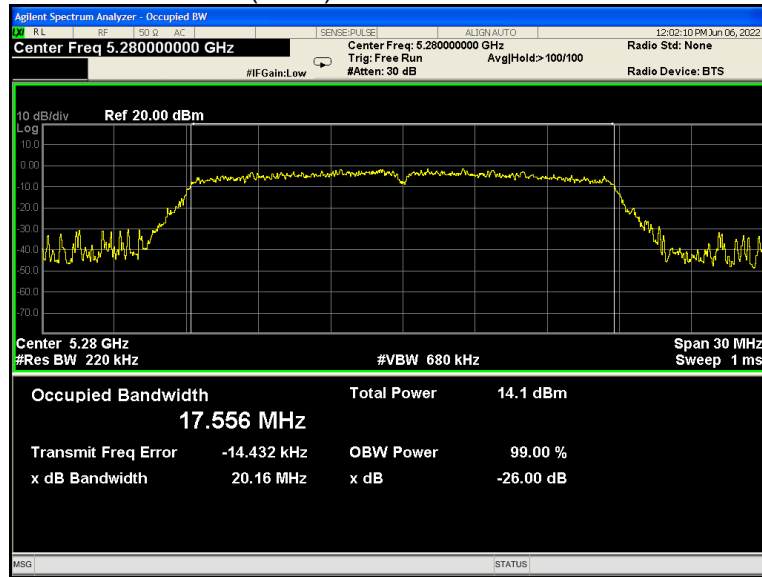
802.11a U-NII-2A High channel



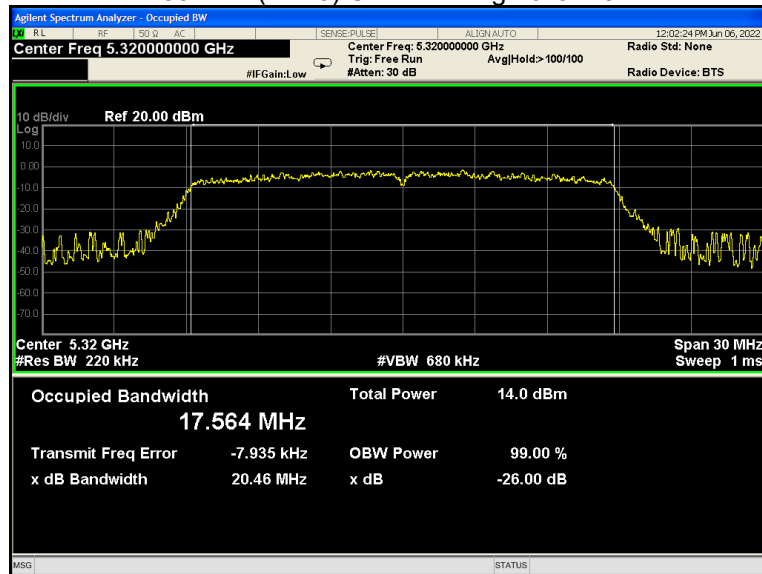
802.11n(HT20) U-NII-2A Low channel



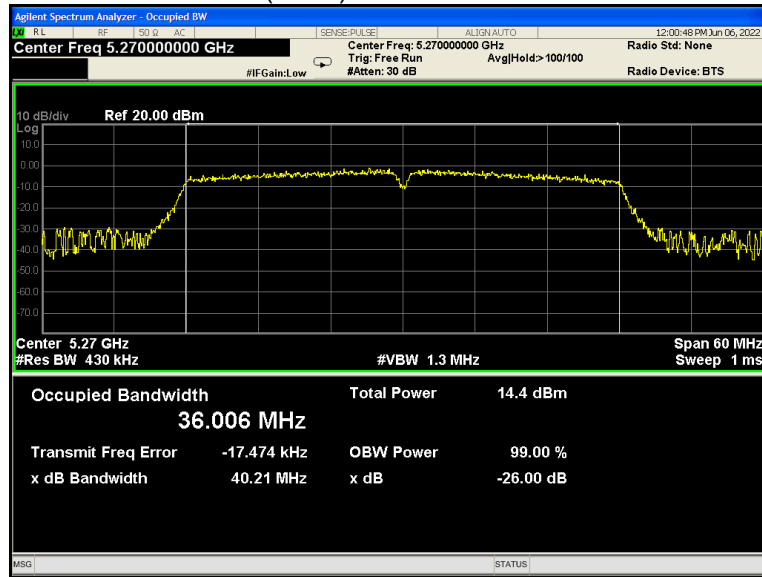
802.11n(HT20) U-NII-2A Middle channel



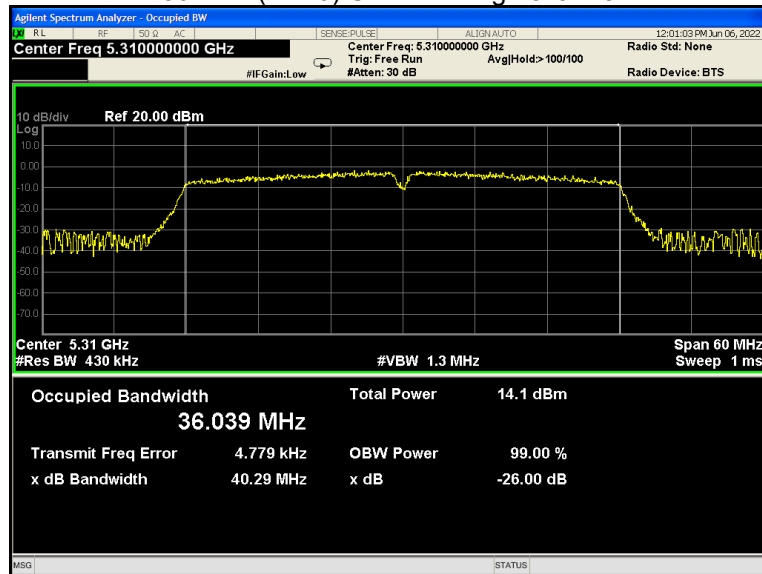
802.11n(HT20) U-NII-2A High channel



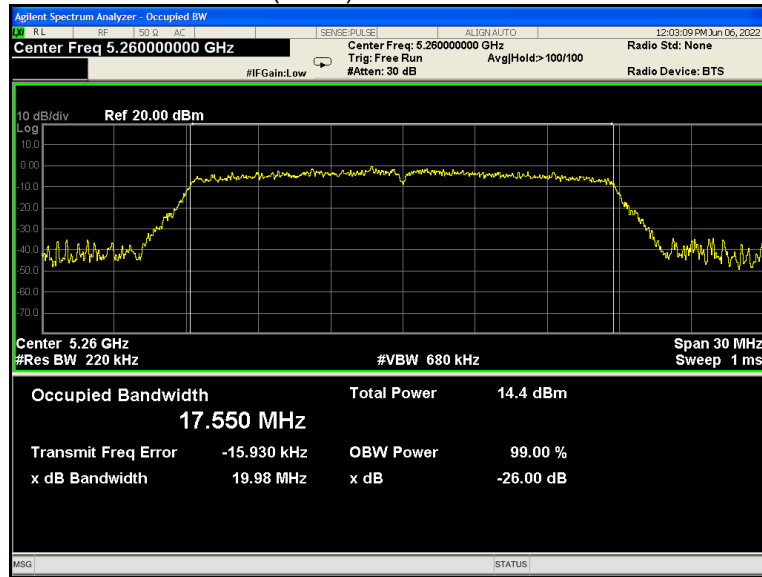
802.11n(HT40) U-NII-2A Low channel



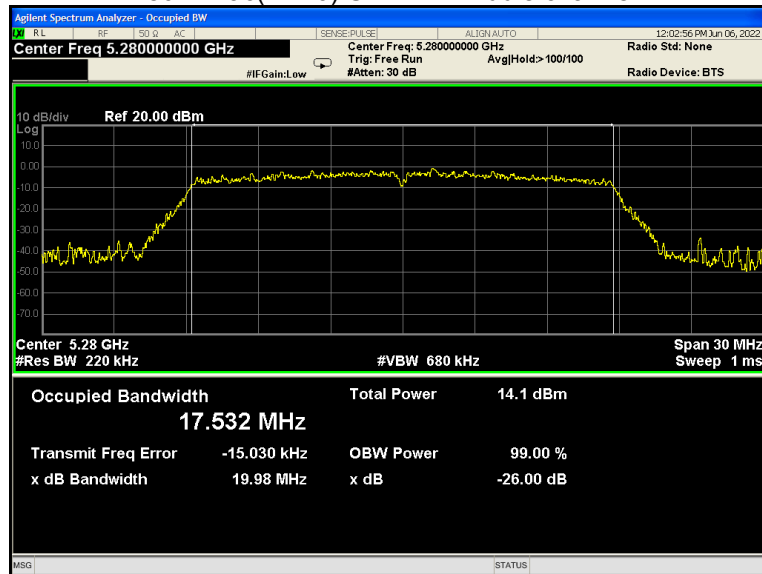
802.11n(HT40) U-NII-2A High channel



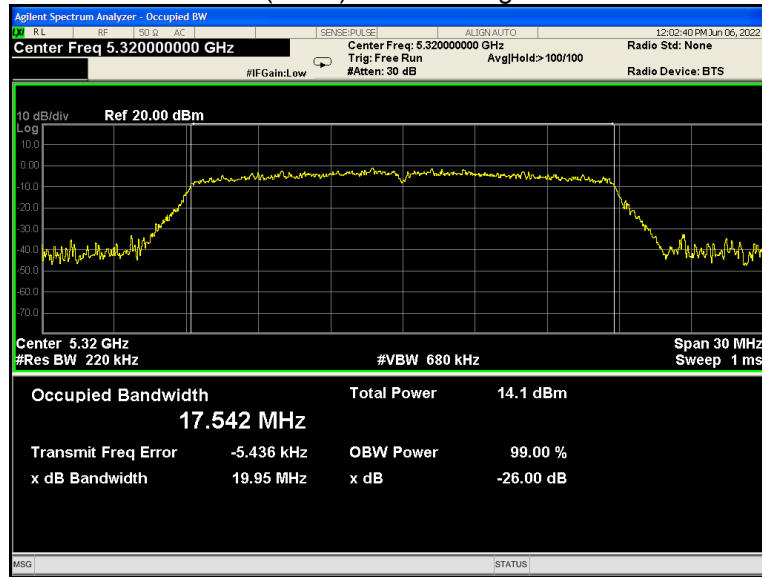
802.11ac(HT20) U-NII-2A Low channel



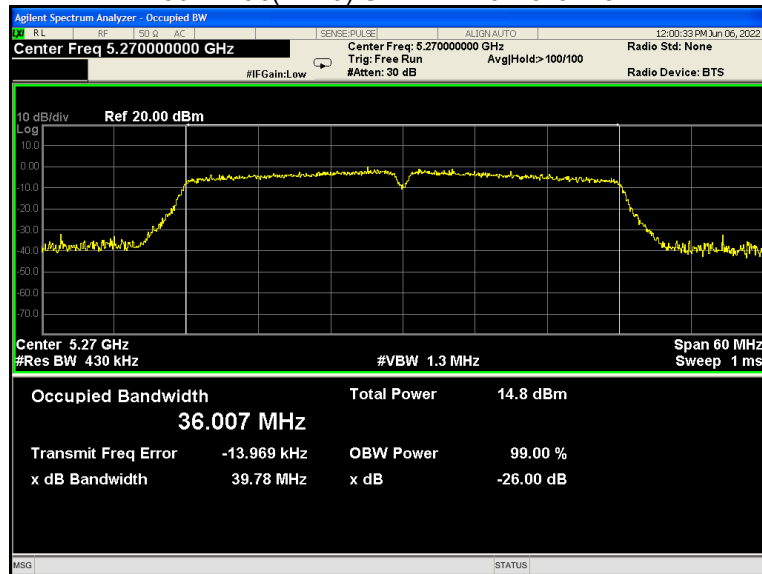
802.11ac(HT20) U-NII-2A Middle channel



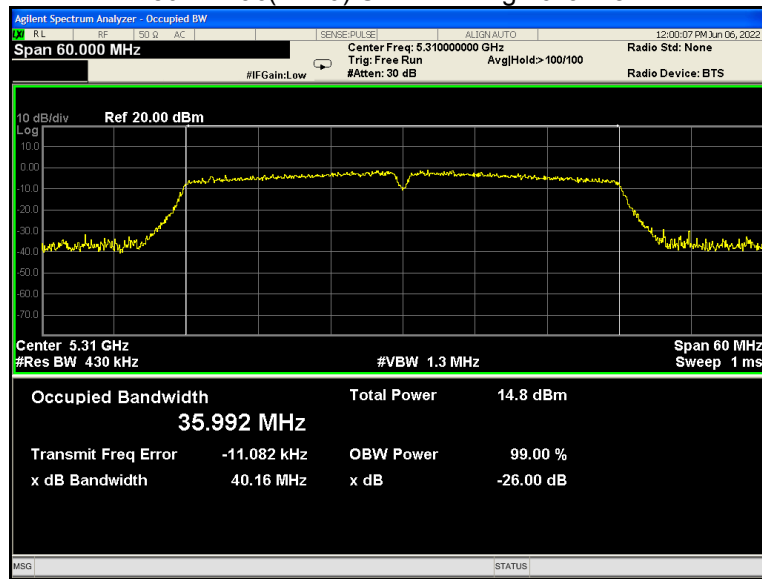
802.11ac(HT20) U-NII-2A High channel



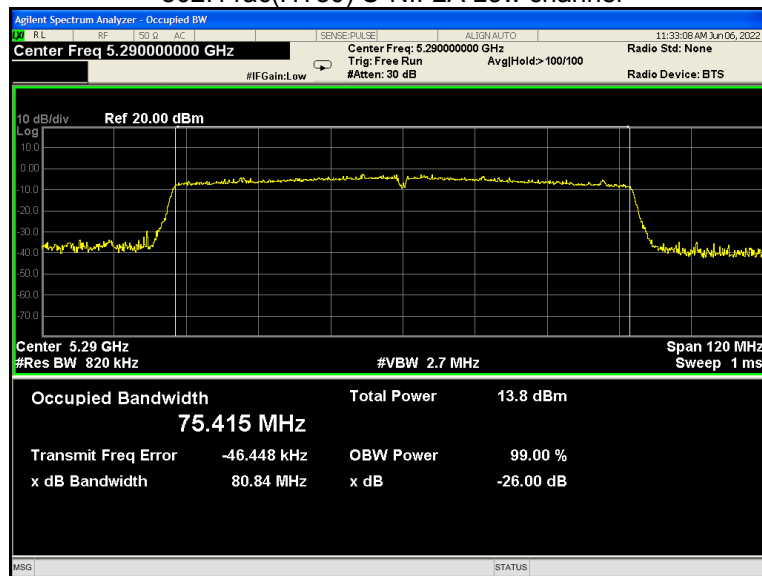
802.11ac(HT40) U-NII-2A Low channel



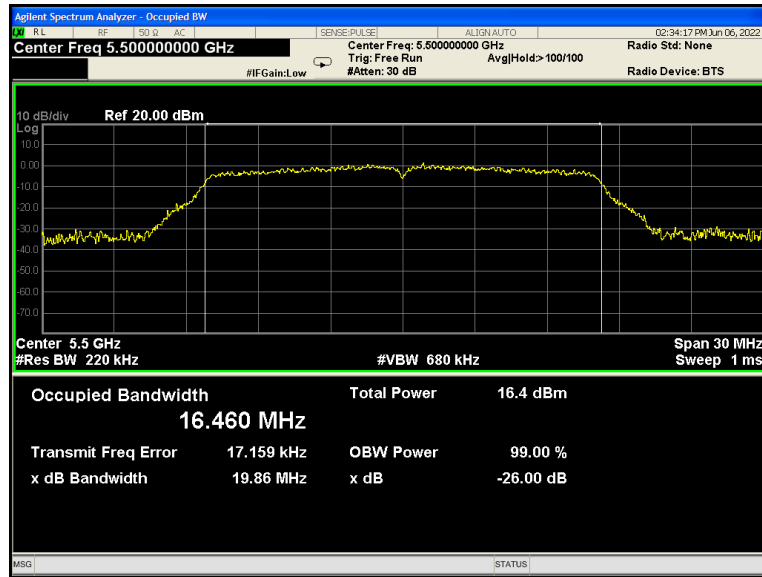
802.11 ac(HT40) U-NII-2A High channel



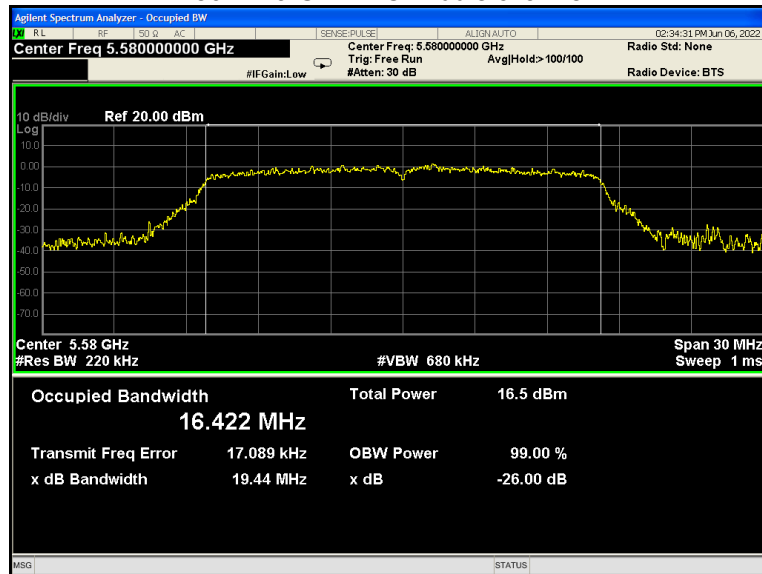
802.11ac(HT80) U-NII-2A Low channel



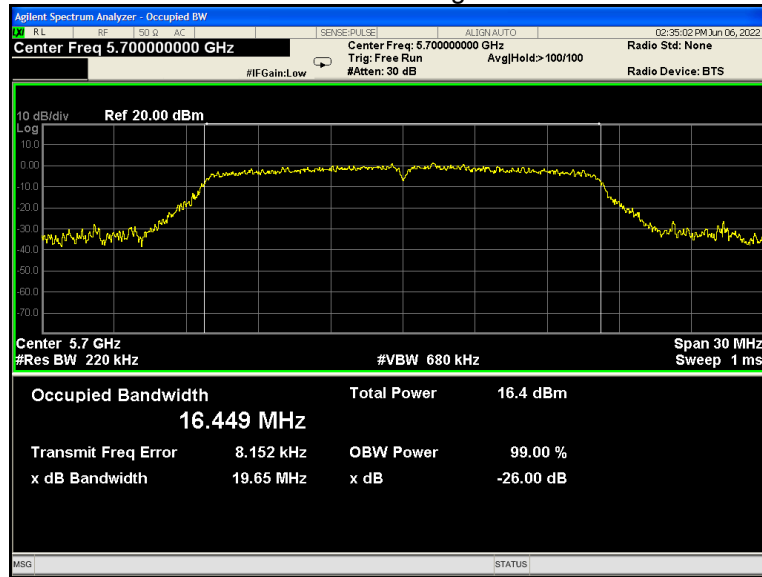
802.11a U-NII-2C Low channel



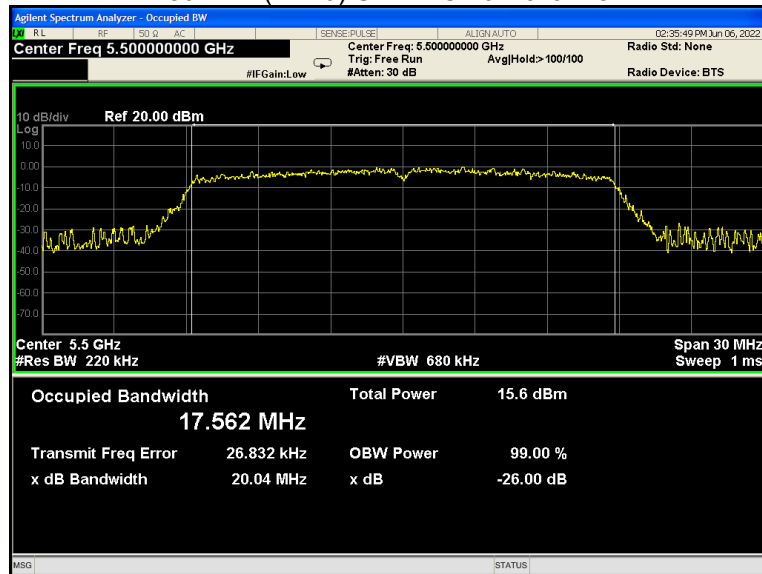
802.11a U-NII-2C Middle channel



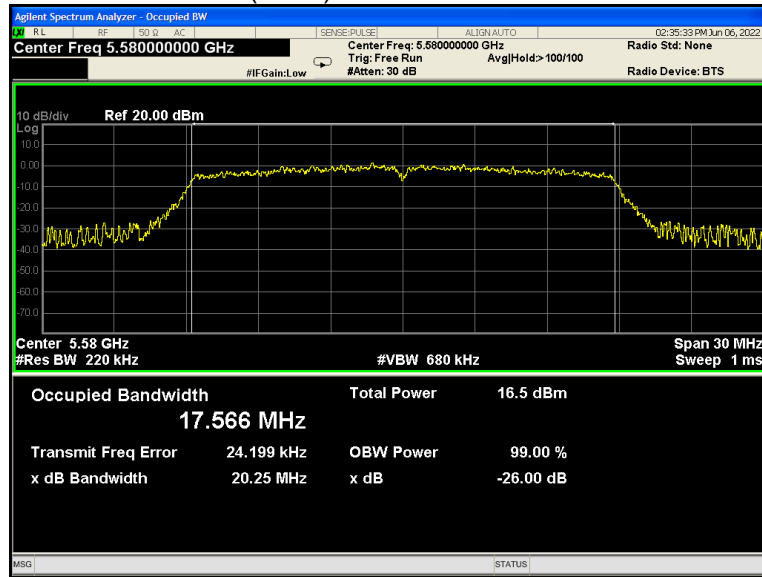
802.11a U-NII-2C High channel



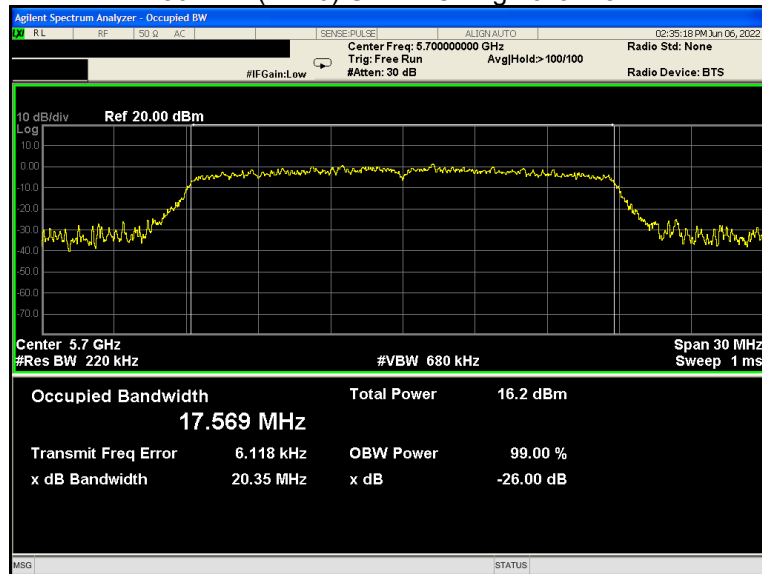
802.11n(HT20) U-NII-2C Low channel



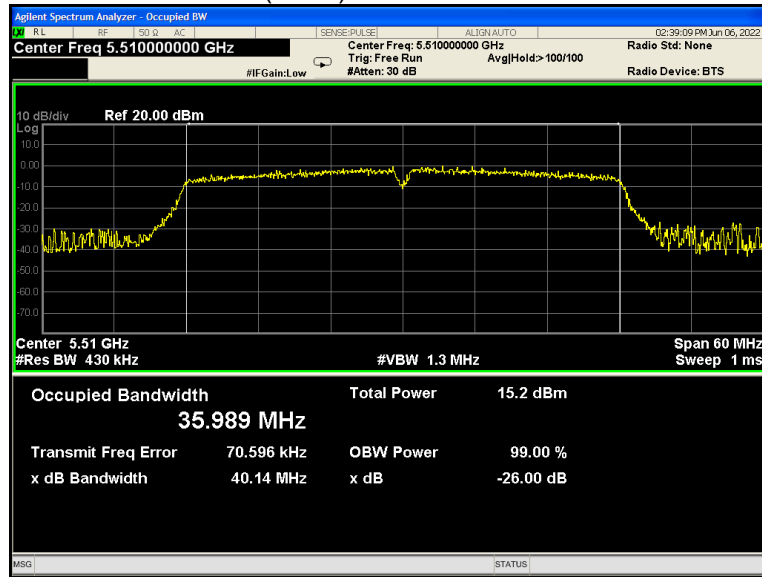
802.11n(HT20) U-NII-2C Middle channel



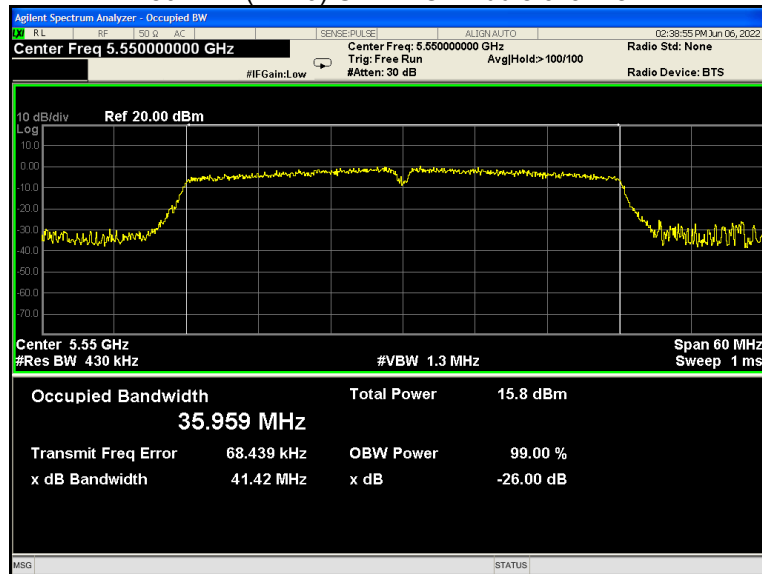
802.11n(HT20) U-NII-2C High channel



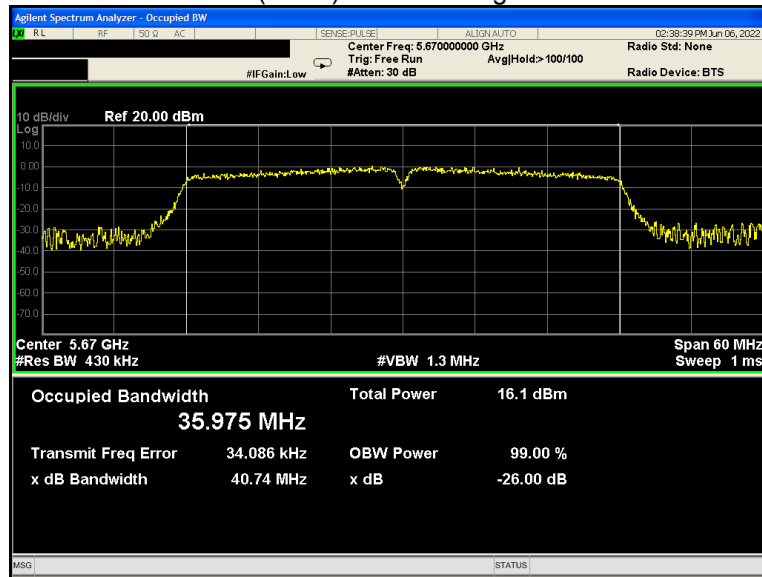
802.11n(HT40) U-NII-2C Low channel



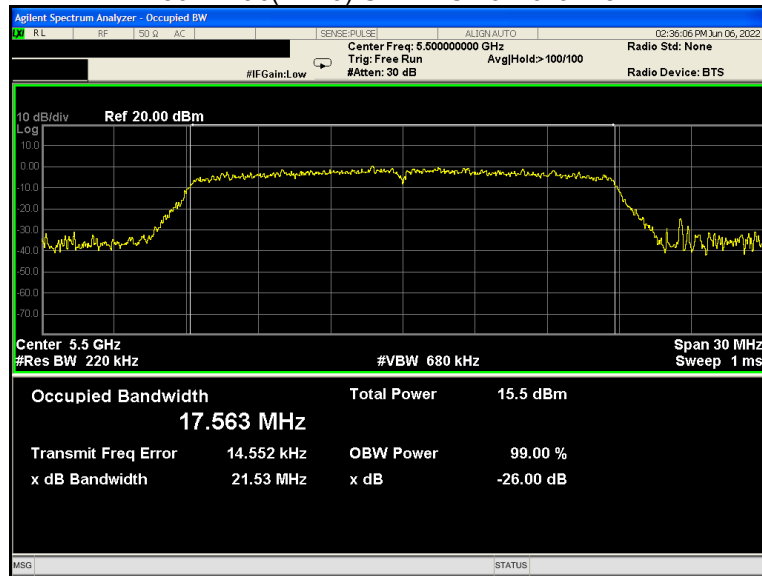
802.11n(HT40) U-NII-2C Middle channel



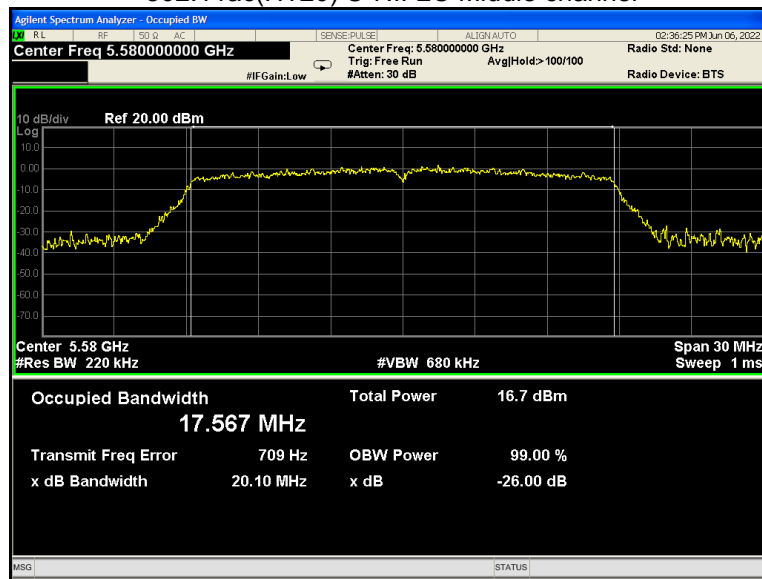
802.11n(HT40) U-NII-2C High channel



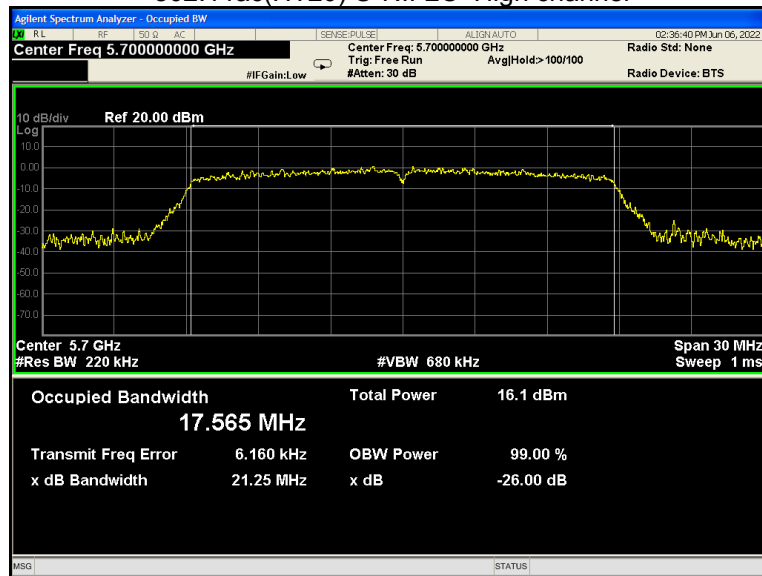
802.11ac(HT20) U-NII-2C Low channel



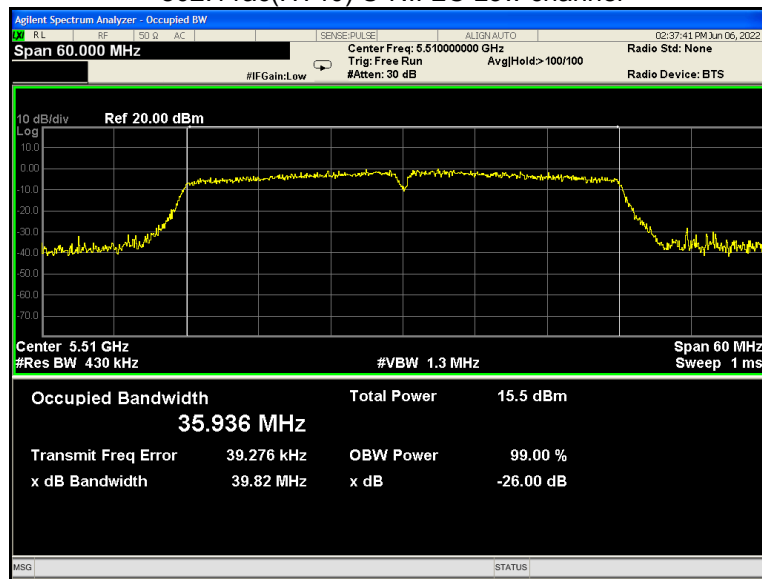
802.11ac(HT20) U-NII-2C Middle channel



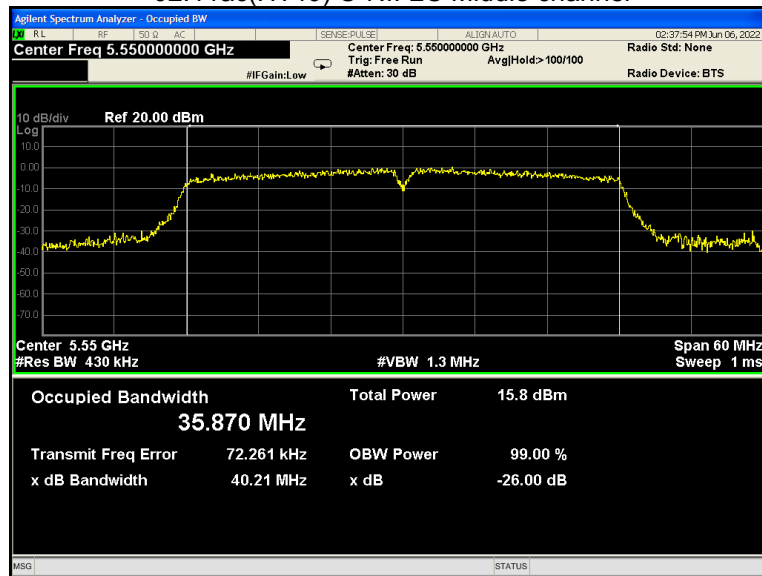
802.11ac(HT20) U-NII-2C High channel



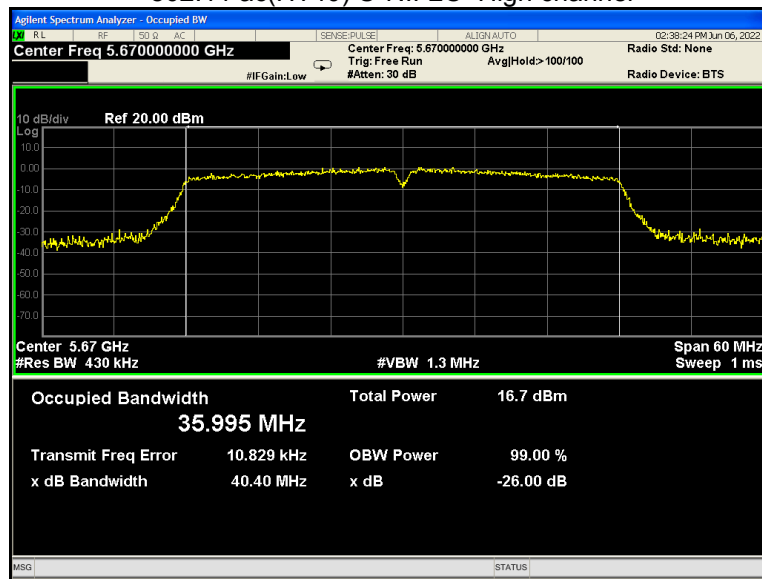
802.11ac(HT40) U-NII-2C Low channel



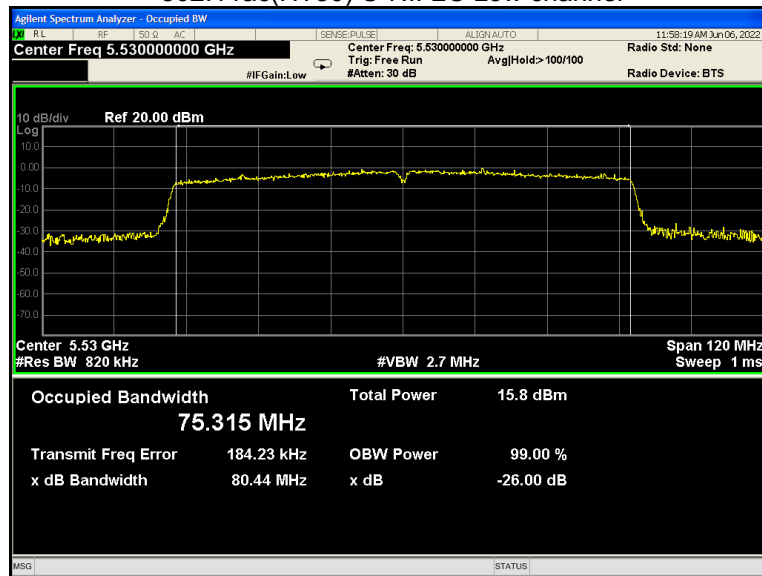
02.11ac(HT40) U-NII-2C Middle channel



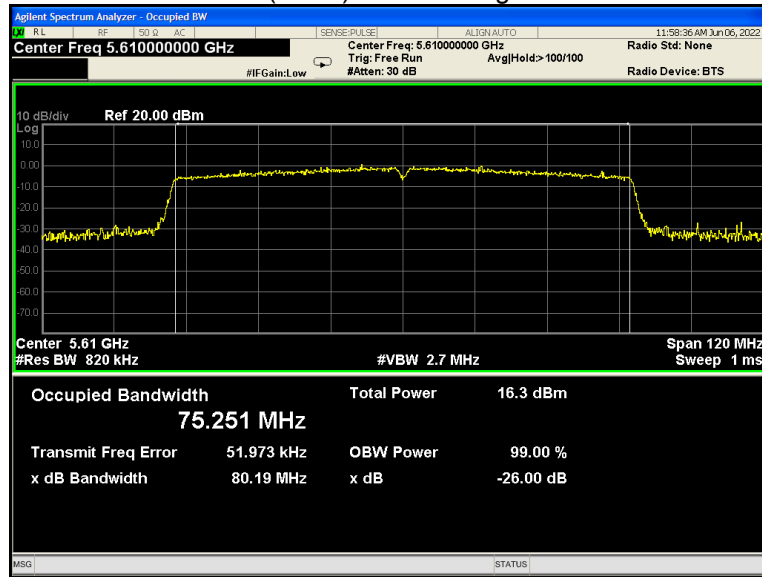
802.11 ac(HT40) U-NII-2C High channel



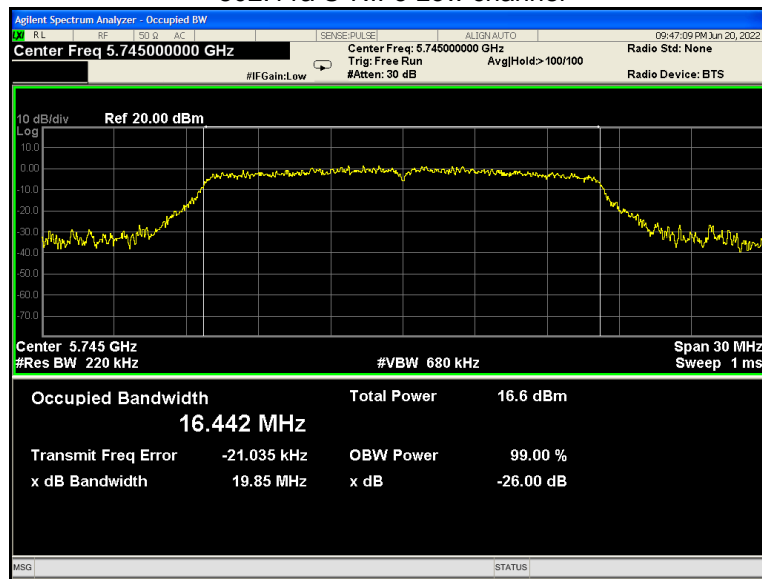
802.11ac(HT80) U-NII-2C Low channel



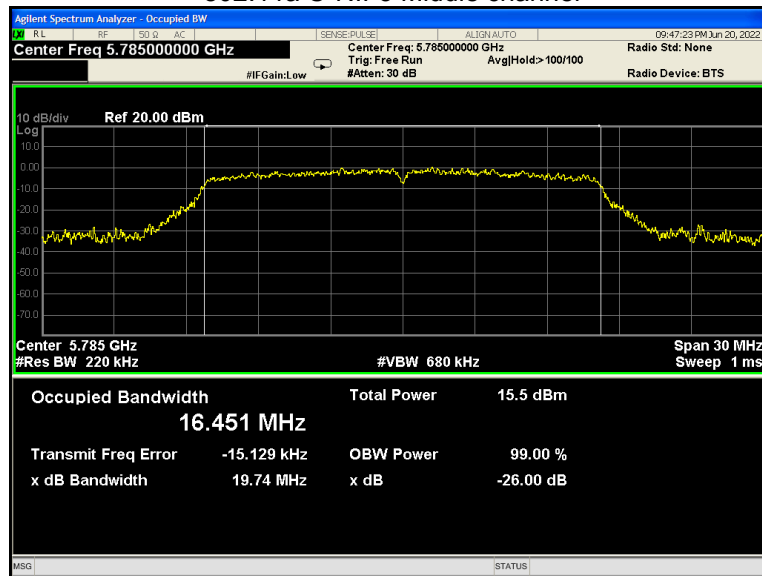
802.11ac(HT80) U-NII-2C High channel



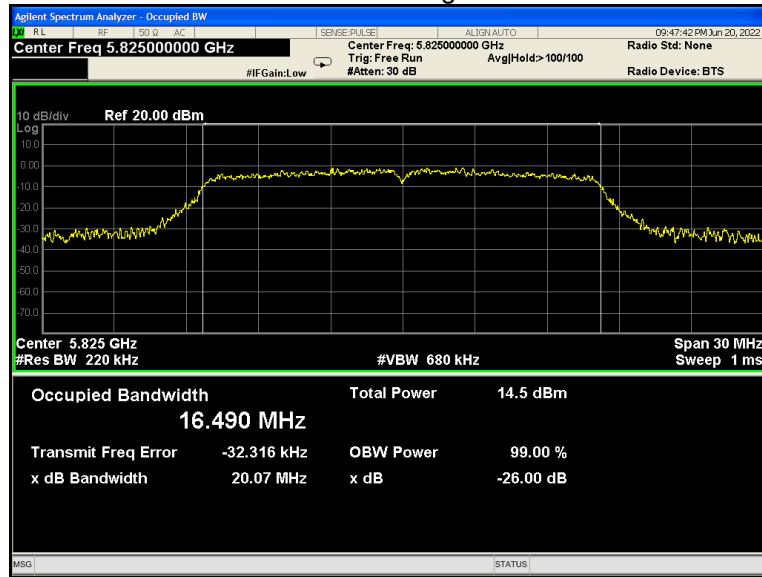
802.11a U-NII-3 Low channel



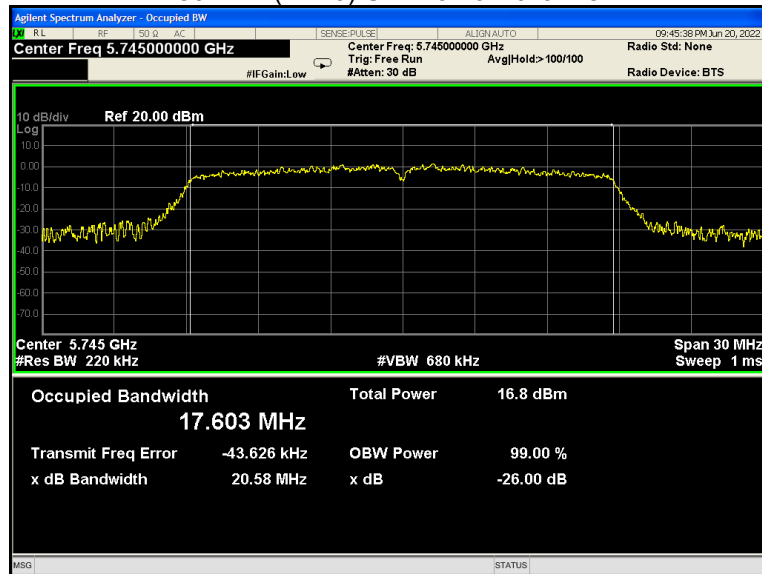
802.11a U-NII-3 Middle channel



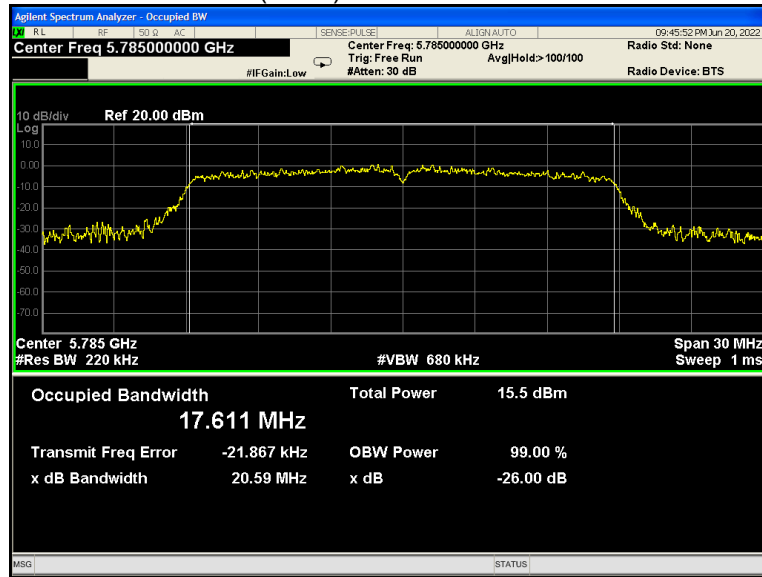
802.11a U-NII-3 High channel



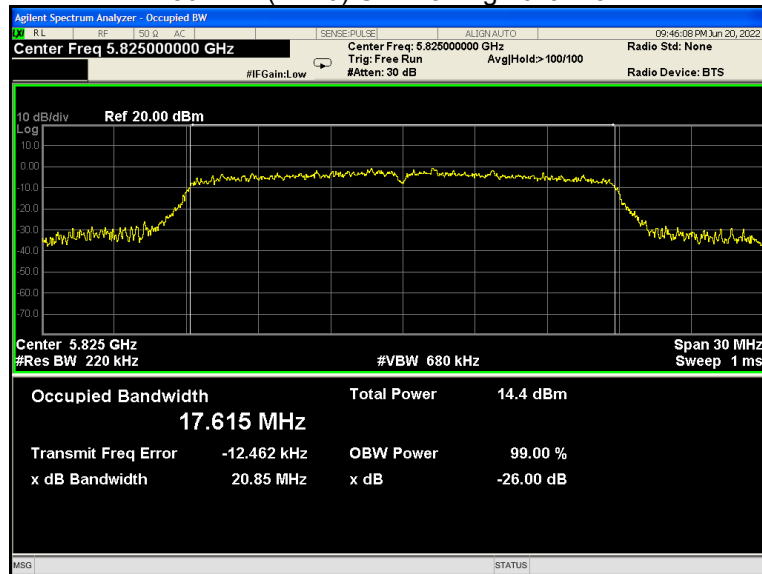
802.11n(HT20) U-NII-3 Low channel



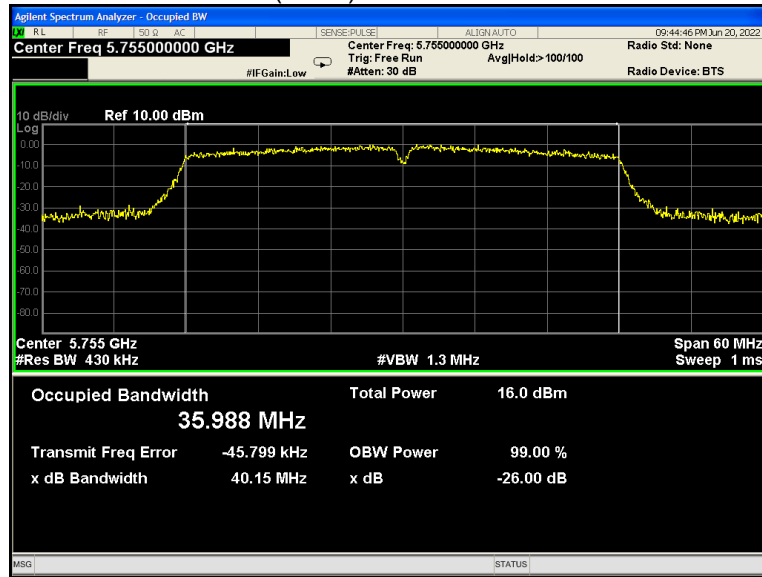
802.11n(HT20) U-NII-3 Middle channel



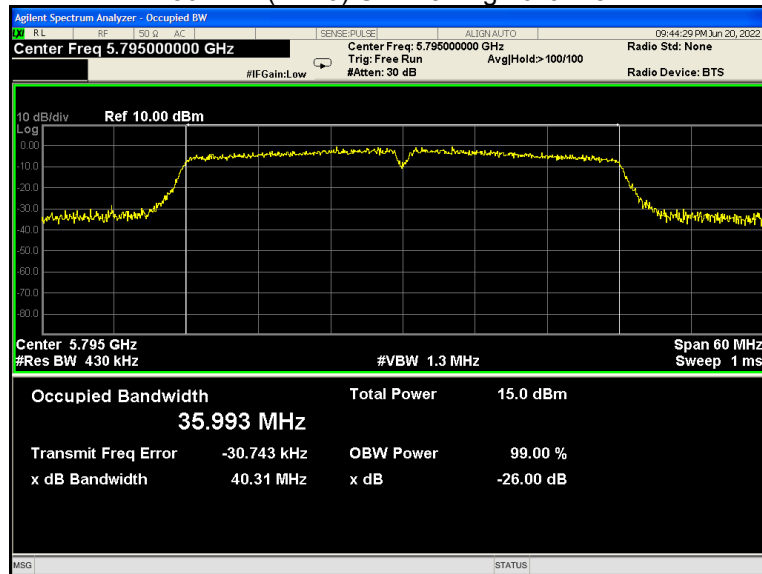
802.11n(HT20) U-NII-3 High channel



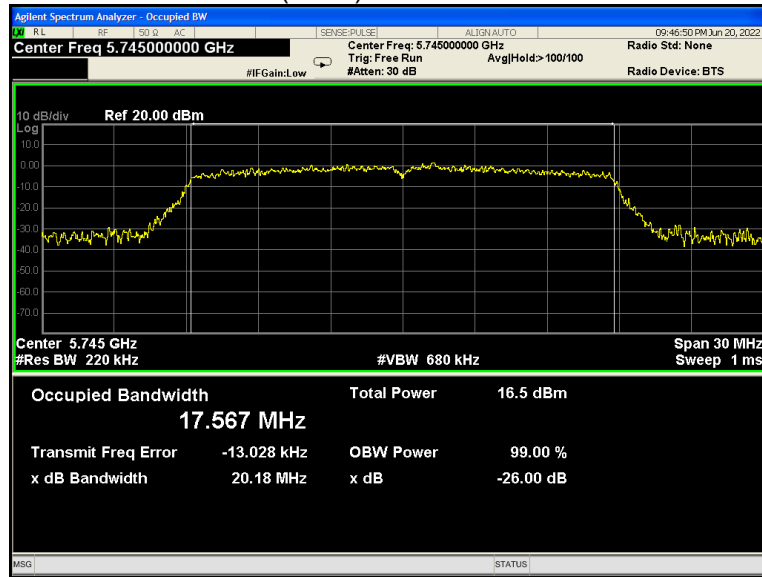
802.11n(HT40) U-NII-3 Low channel



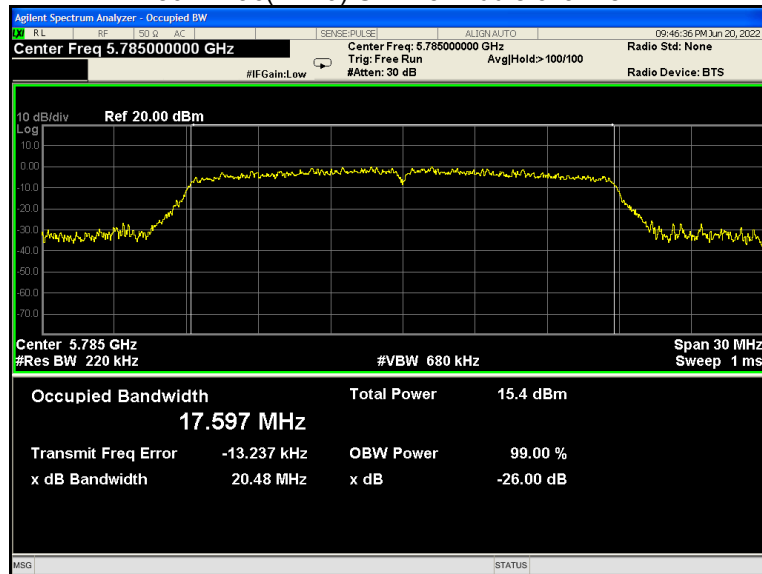
802.11n(HT40) U-NII-3 High channel



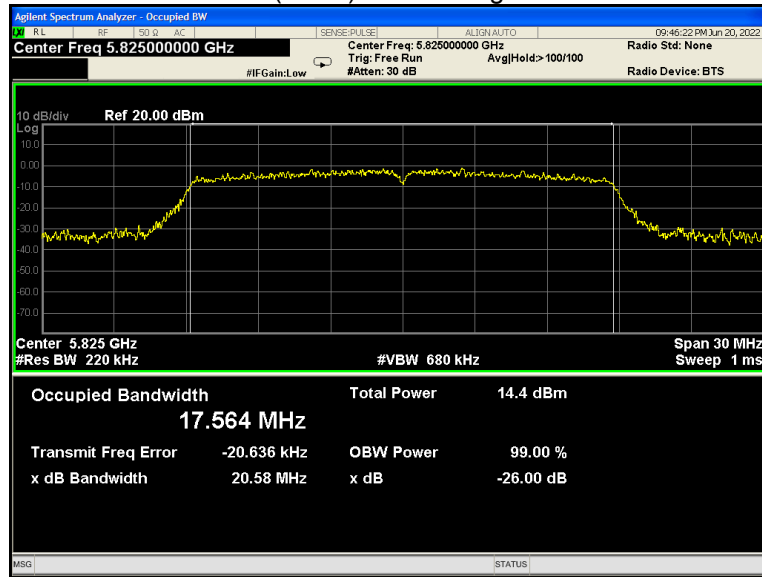
802.11ac(HT20) U-NII-3 Low channel



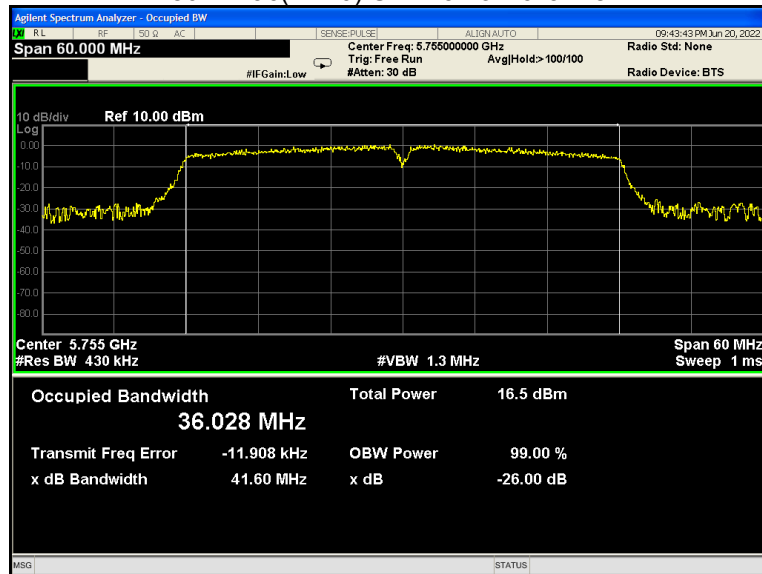
802.11ac(HT20) U-NII-3 Middle channel



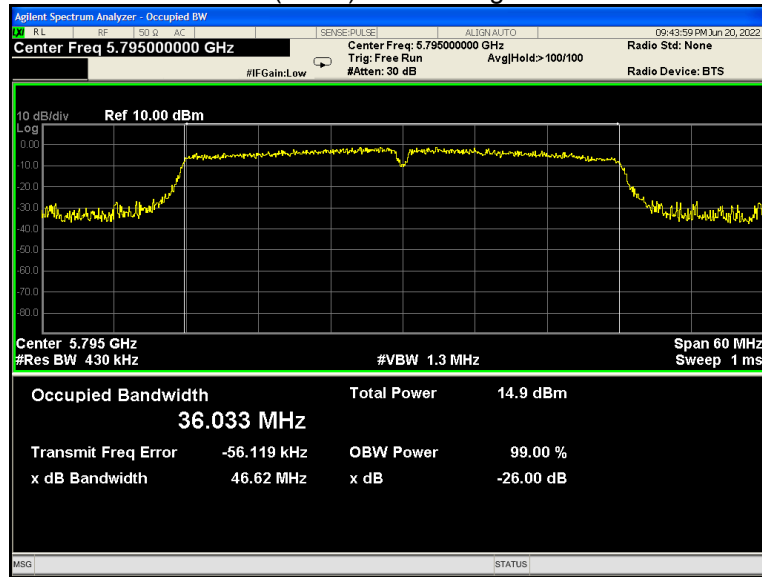
802.11ac(HT20) U-NII-3 High channel



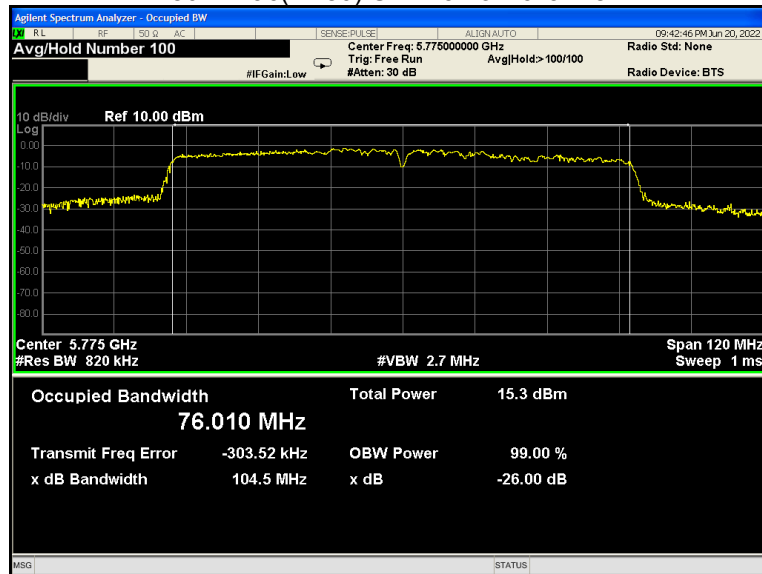
802.11ac(HT40) U-NII-3 Low channel



802.11ac(HT40) U-NII-3 High channel



802.11ac(HT80) U-NII-3 Low channel



13 Conducted Output Power

Test Requirement:	FCC CFR47 Part 15 Section 15.407(a) KDB662911 D01 Multiple Transmitter Output v02r01
Test Method:	KDB789033 D02 General U-NII Test Procedures New Rules v02r01 Section E
Test Limit:	U-NII-1 250mW(24dBm) U-NII-2A 250mW(24dBm) U-NII-2C 250mW(24dBm) U-NII-3 1W(30dBm)
Test Result:	PASS Conducted output power= measurement power+10log(1/x)
Remark:	X is duty cycle=1, so 10log(1/1)=0 Conducted output power= measurement power

13.1 Test Procedure:

1. Remove the antenna from the EUT and then connect a low RF cable from the antenna port to the spectrum.
2. Set the spectrum analyzer: RBW = 1 MHz. VBW = 3 MHz. Sweep = auto; Detector Function = Peak, Set the span to fully encompass the DTS bandwidth.
3. Keep the EUT in transmitting at lowest, medium and highest channel individually. Record the max value.

13.2 Test Result :

Band	Operation mode	Conducted Output Power (dBm)		
		Low	Middle	High
U-NII-1	802.11a	15.48	14.51	13.82
	802.11n(HT20)	15.23	14.32	13.50
	802.11n(HT40)	15.69	/	14.64
	802.11ac(HT20)	14.82	14.30	13.80
	802.11ac(HT40)	15.96	/	14.95
	802.11ac(HT80)	15.87	/	/

Band	Operation mode	Conducted Output Power (dBm)		
		Low	Middle	High
U-NII-2A	802.11a	13.76	13.19	13.72
	802.11n(HT20)	13.73	13.42	12.43
	802.11n(HT40)	14.39	/	13.30
	802.11ac(HT20)	13.10	12.64	12.69
	802.11ac(HT40)	13.09	/	12.65
	802.11ac(HT80)	13.80	/	/

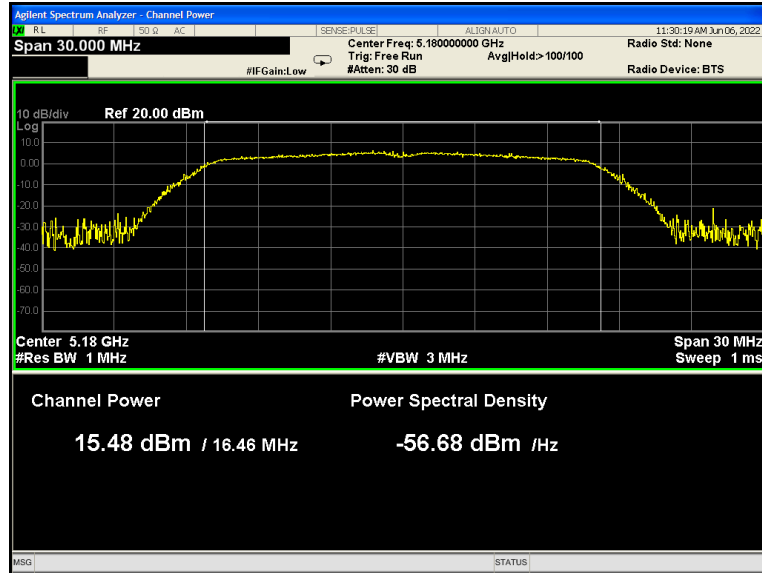
Band	Operation mode	Conducted Output Power (dBm)		
		Low	Middle	High
U-NII-2C	802.11a	16.14	15.79	15.42
	802.11n(HT20)	14.76	15.66	15.51
	802.11n(HT40)	15.06	15.56	15.51
	802.11ac(HT20)	15.50	15.67	15.31
	802.11ac(HT40)	14.97	15.50	15.73
	802.11ac(HT80)	16.01	/	16.35

Band	Operation mode	Conducted Output Power (dBm)		
		Low	Middle	High
U-NII-3	802.11a	15.01	13.88	12.93
	802.11n(HT20)	15.05	13.66	12.54
	802.11n(HT40)	14.29	/	13.44
	802.11ac(HT20)	14.75	13.31	12.80
	802.11ac(HT40)	14.72	/	13.23
	802.11ac(HT80)	14.30	/	/

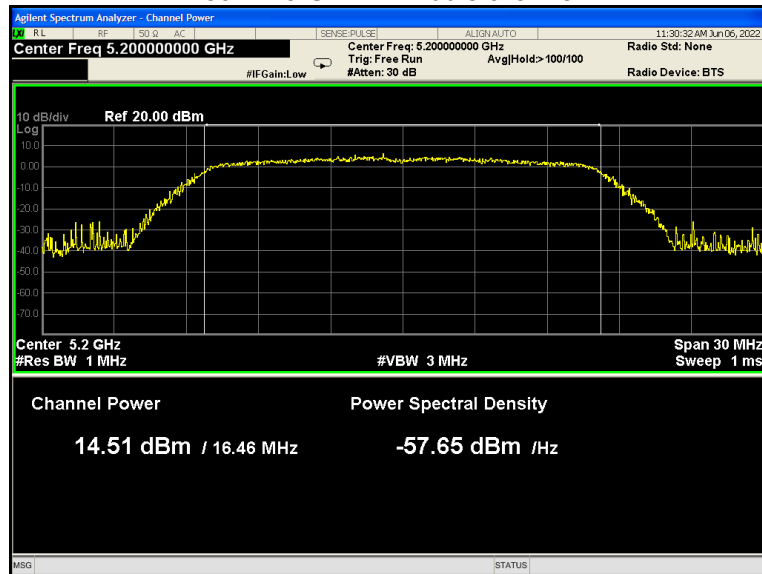
* All transmit signals are completely uncorrelated with each other, Directional gain = G_{ANT} which is less than 6dBi. So the limit does not be reduced.

Test result plots shown as follows:

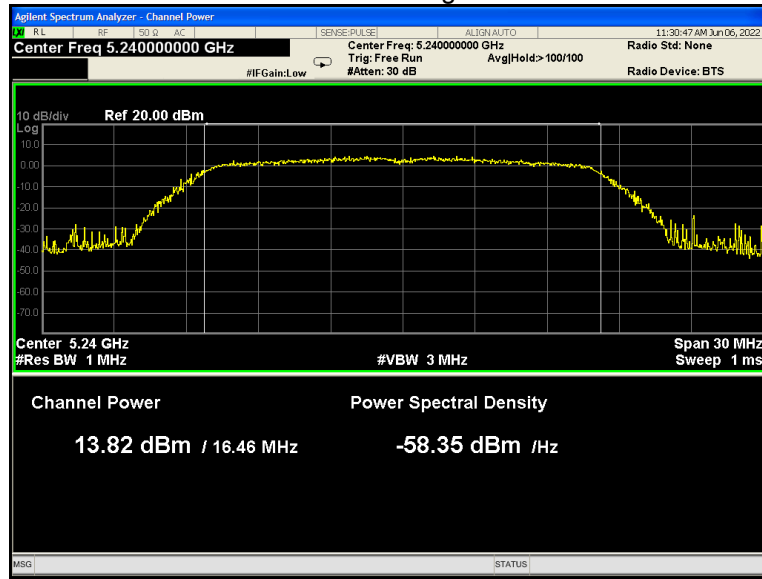
802.11a U-NII-1 Low channel



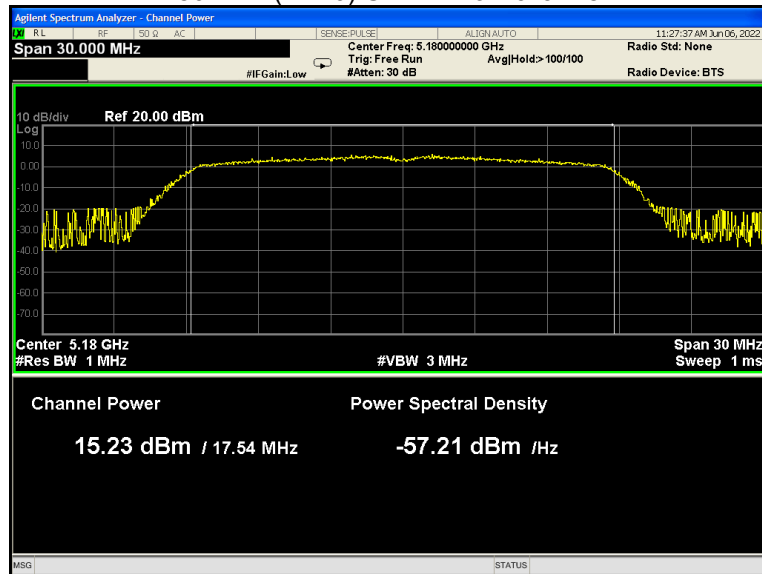
802.11a U-NII-1 Middle channel



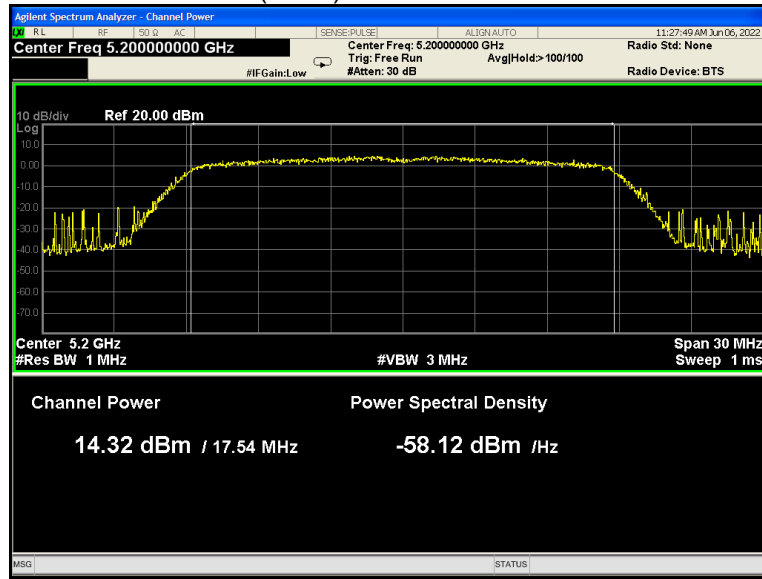
802.11a U-NII-1 High channel



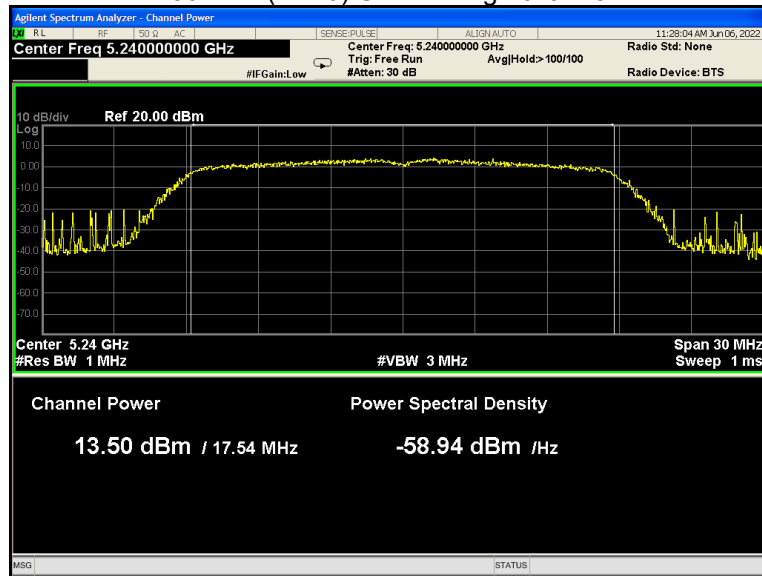
802.11n(HT20) U-NII-1 Low channel



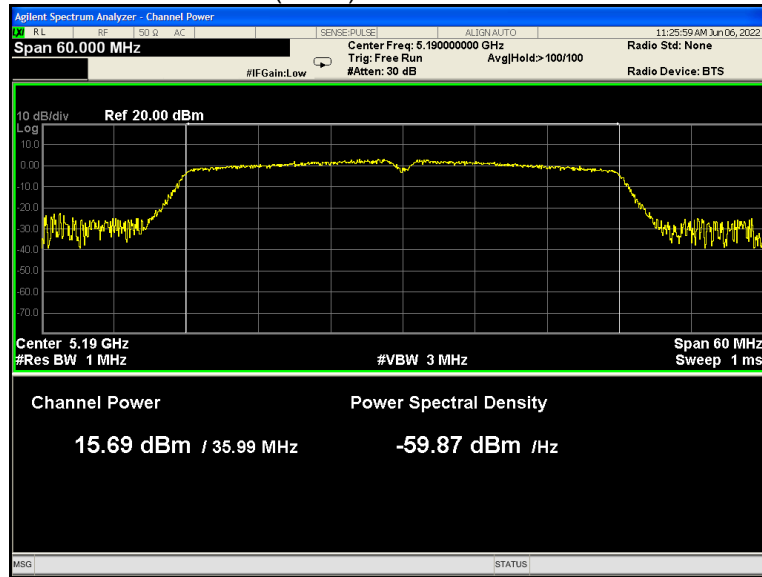
802.11n(HT20) U-NII-1 Middle channel



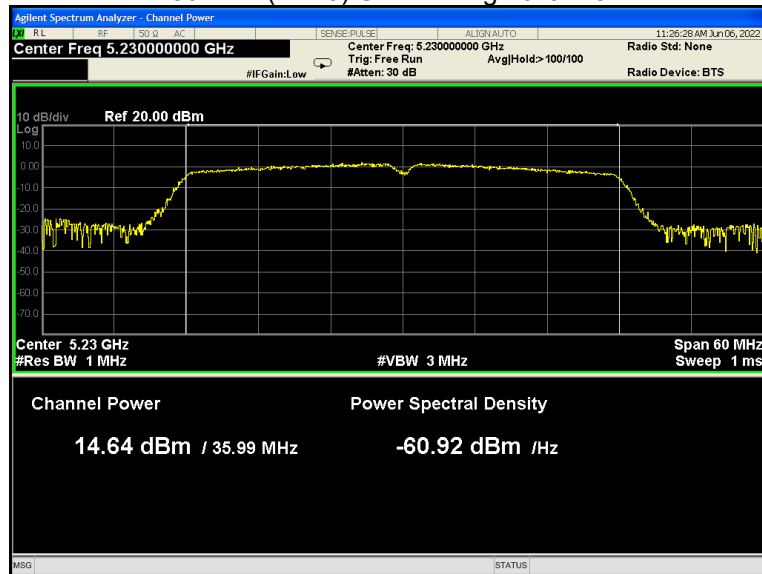
802.11n(HT20) U-NII-1 High channel



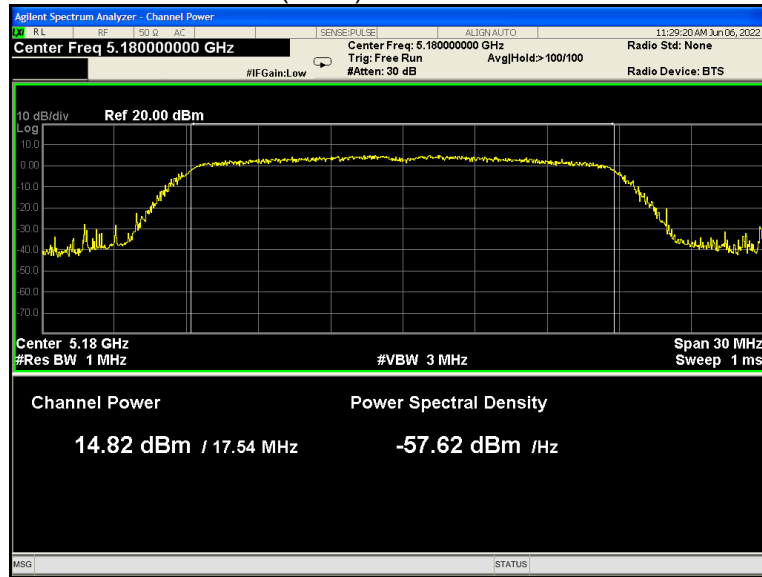
802.11n(HT40) U-NII-1 Low channel



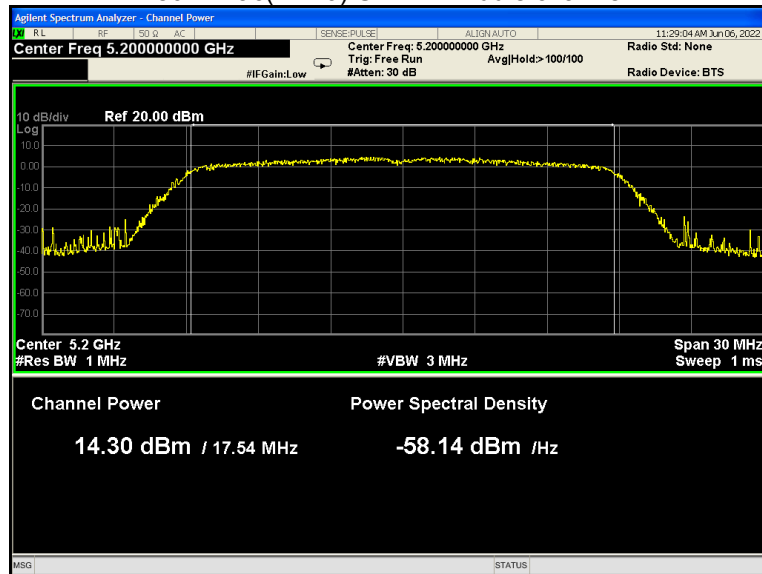
802.11n(HT40) U-NII-1 High channel



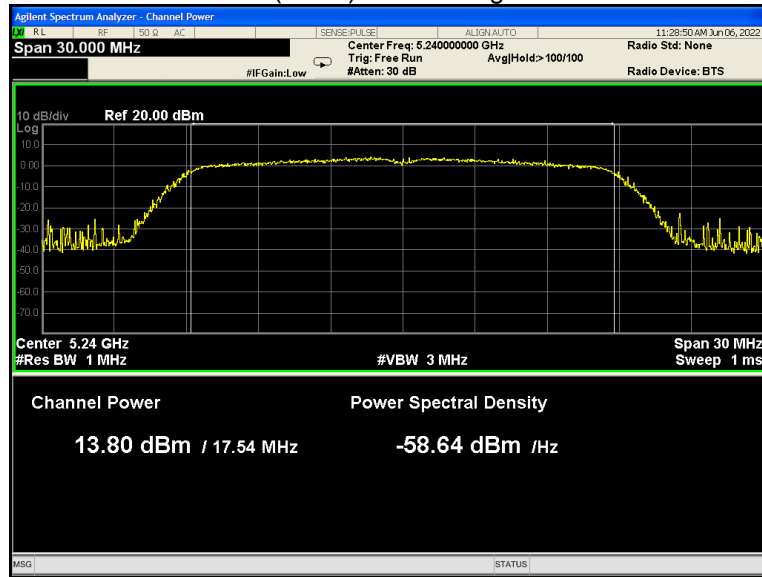
802.11ac(HT20) U-NII-1 Low channel



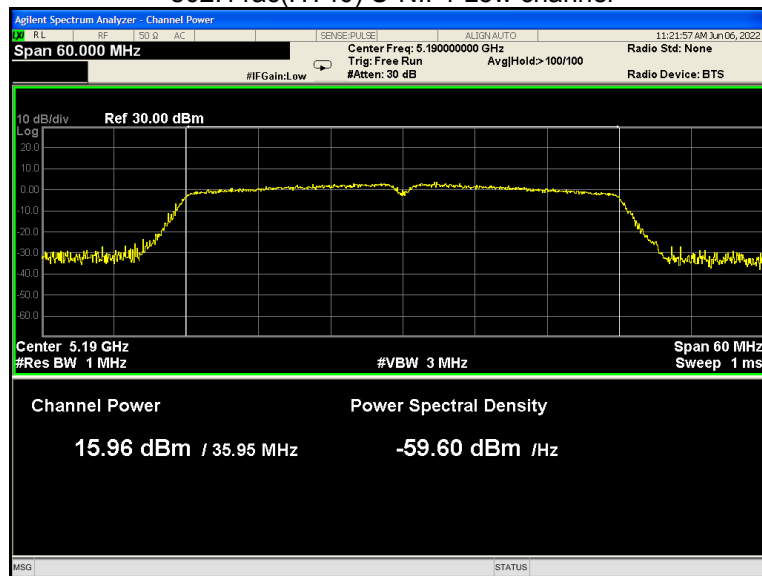
802.11ac(HT20) U-NII-1 Middle channel



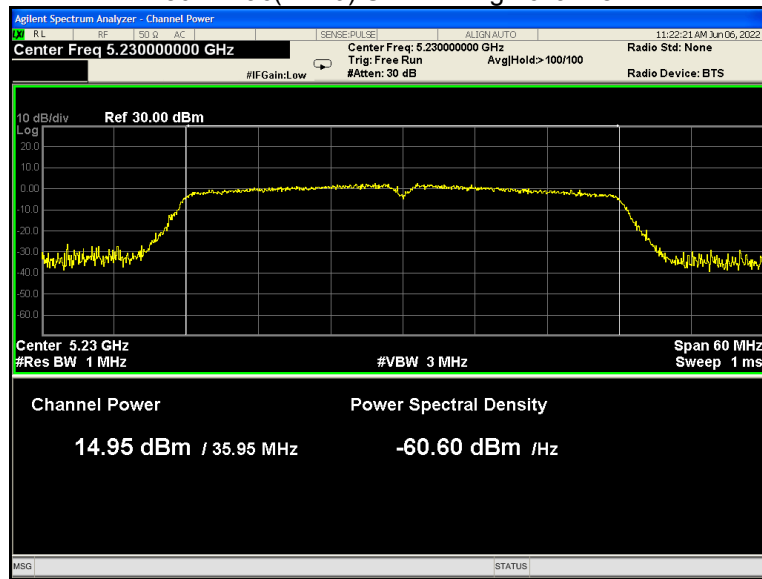
802.11ac(HT20) U-NII-1 High channel



802.11ac(HT40) U-NII-1 Low channel



802.11ac(HT40) U-NII-1 High channel



802.11ac(HT80) U-NII-1 Low channel

