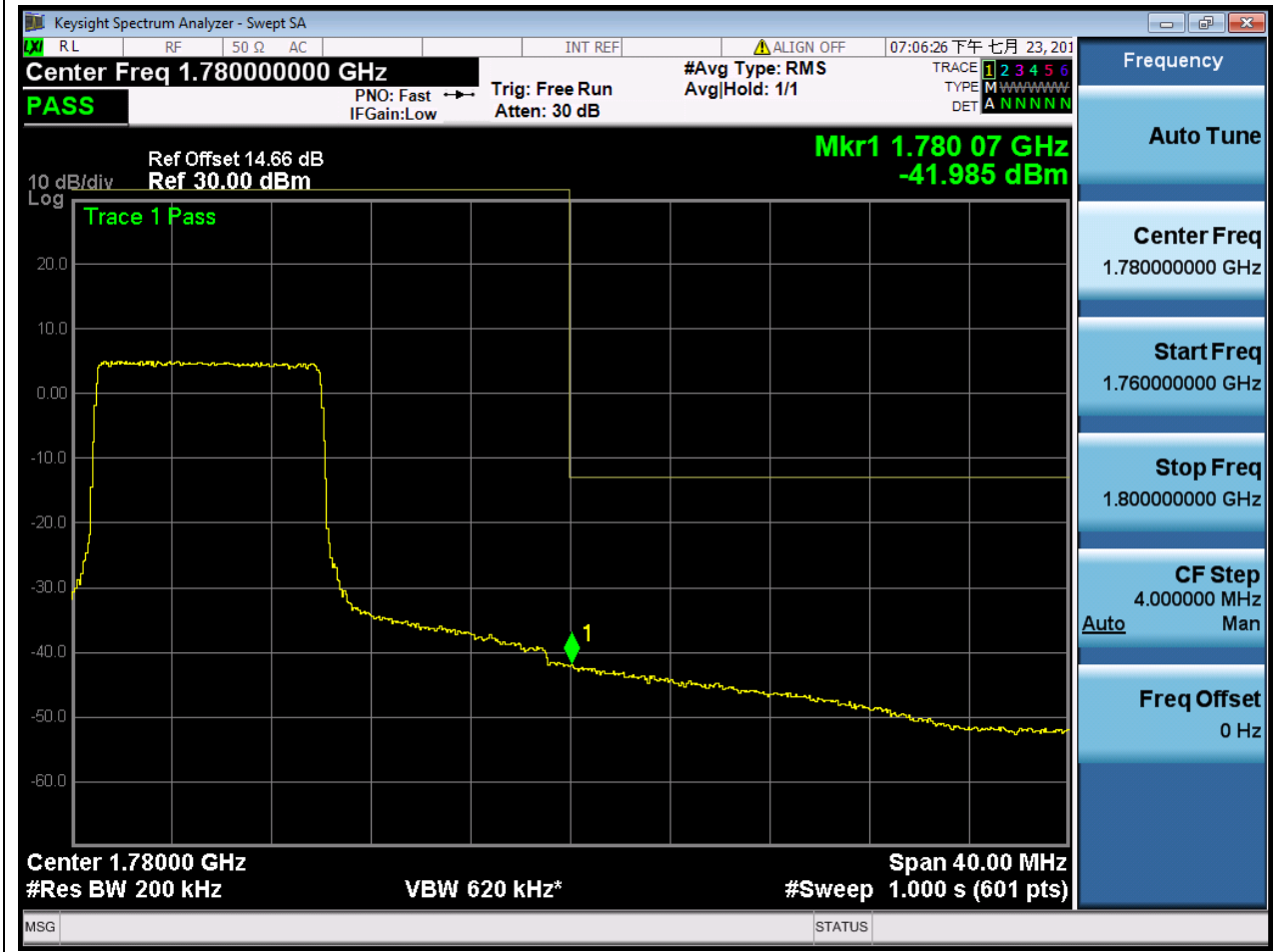


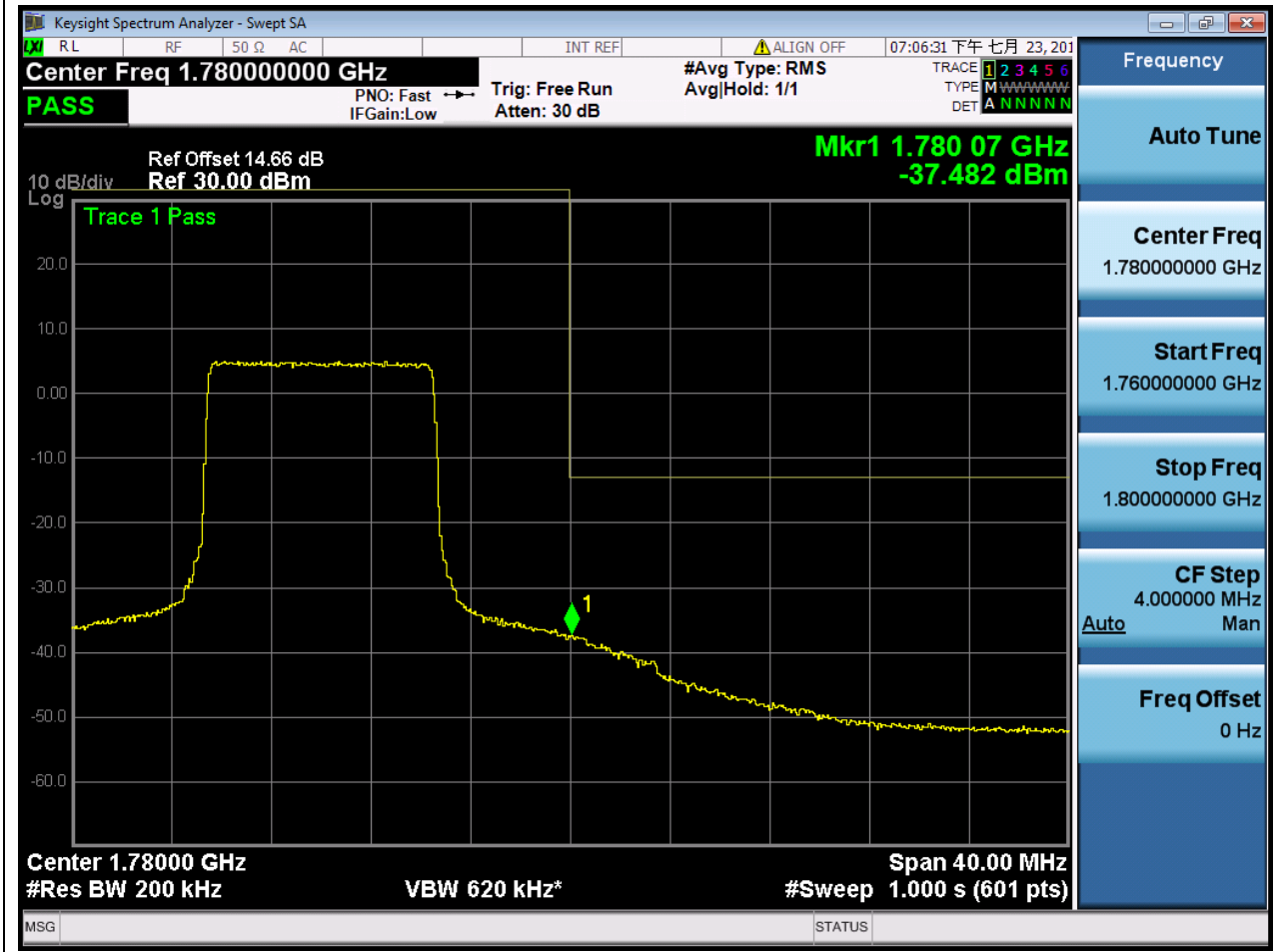
1.165. LTE Band Edge(NTNV)(Subtest:165, Channel:132572, Bandwidth:20, Modulation:Q16, RB Number: 50, RB Position:LOW)

Center Frequency (MHz)	Span (MHz)	RBW (MHz)	Detector	Frequency (MHz)	Power (dBm)	Verdict	Sweep Point
1780	40	0.2	RMS	1780.067	-41.99	Pass	601



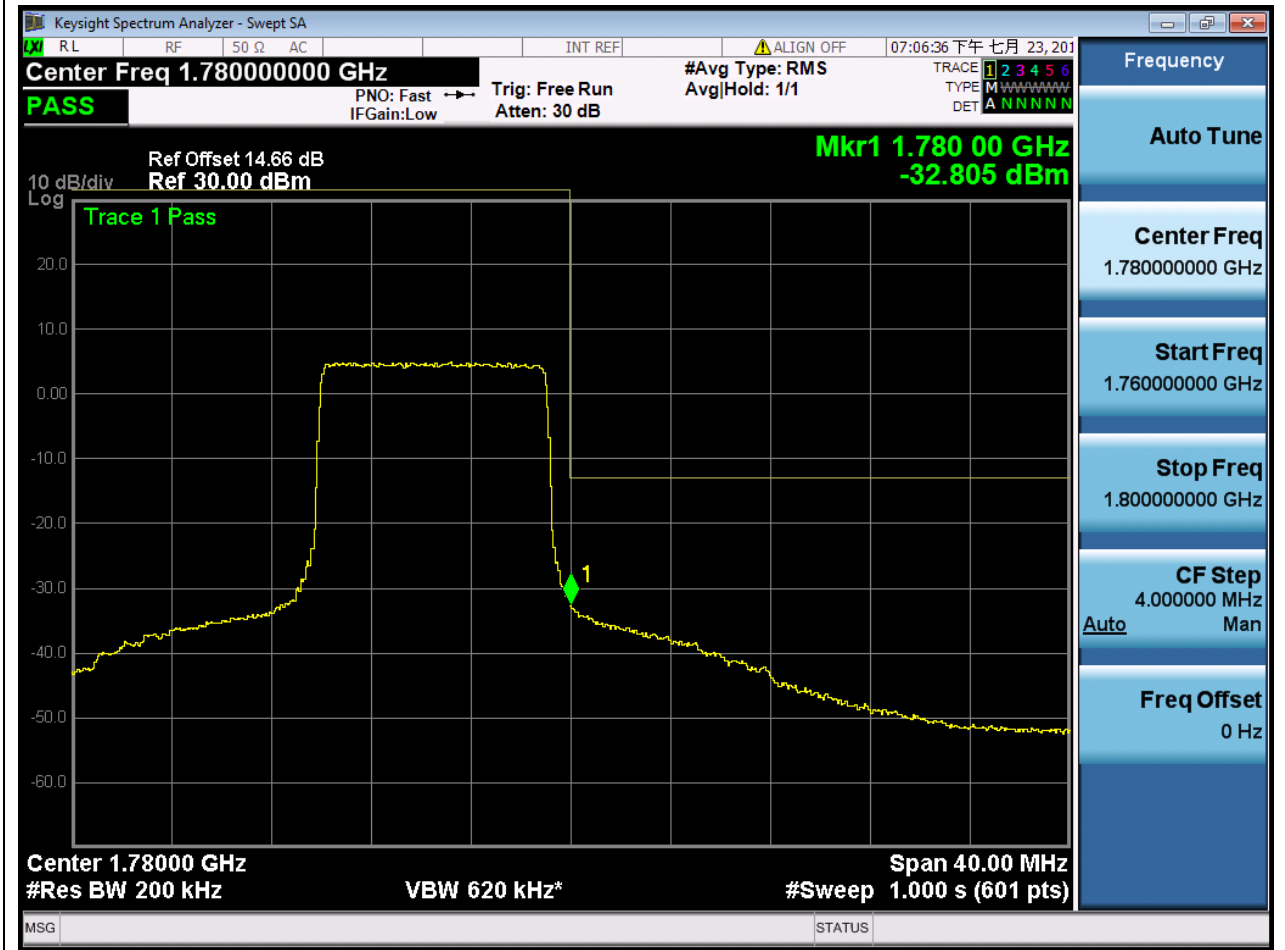
1.166. LTE Band Edge(NTNV)(Subtest:166, Channel:132572, Bandwidth:20, Modulation:Q16, RB Number: 50, RB Position:MID)

Center Frequency (MHz)	Span (MHz)	RBW (MHz)	Detector	Frequency (MHz)	Power (dBm)	Verdict	Sweep Point
1780	40	0.2	RMS	1780.067	-37.48	Pass	601



1.167. LTE Band Edge(NTNV)(Subtest:167, Channel:132572, Bandwidth:20, Modulation:Q16, RB Number: 50, RB Position:HIGH)

Center Frequency (MHz)	Span (MHz)	RBW (MHz)	Detector	Frequency (MHz)	Power (dBm)	Verdict	Sweep Point
1780	40	0.2	RMS	1780	-32.81	Pass	601



1.168. LTE Band Edge(NTNV)(Subtest:168, Channel:132572, Bandwidth:20, Modulation:Q16, RB Number: 100, RB Position:LOW)

Center Frequency (MHz)	Span (MHz)	RBW (MHz)	Detector	Frequency (MHz)	Power (dBm)	Verdict	Sweep Point
1780	40	0.2	RMS	1780	-35.37	Pass	601



END