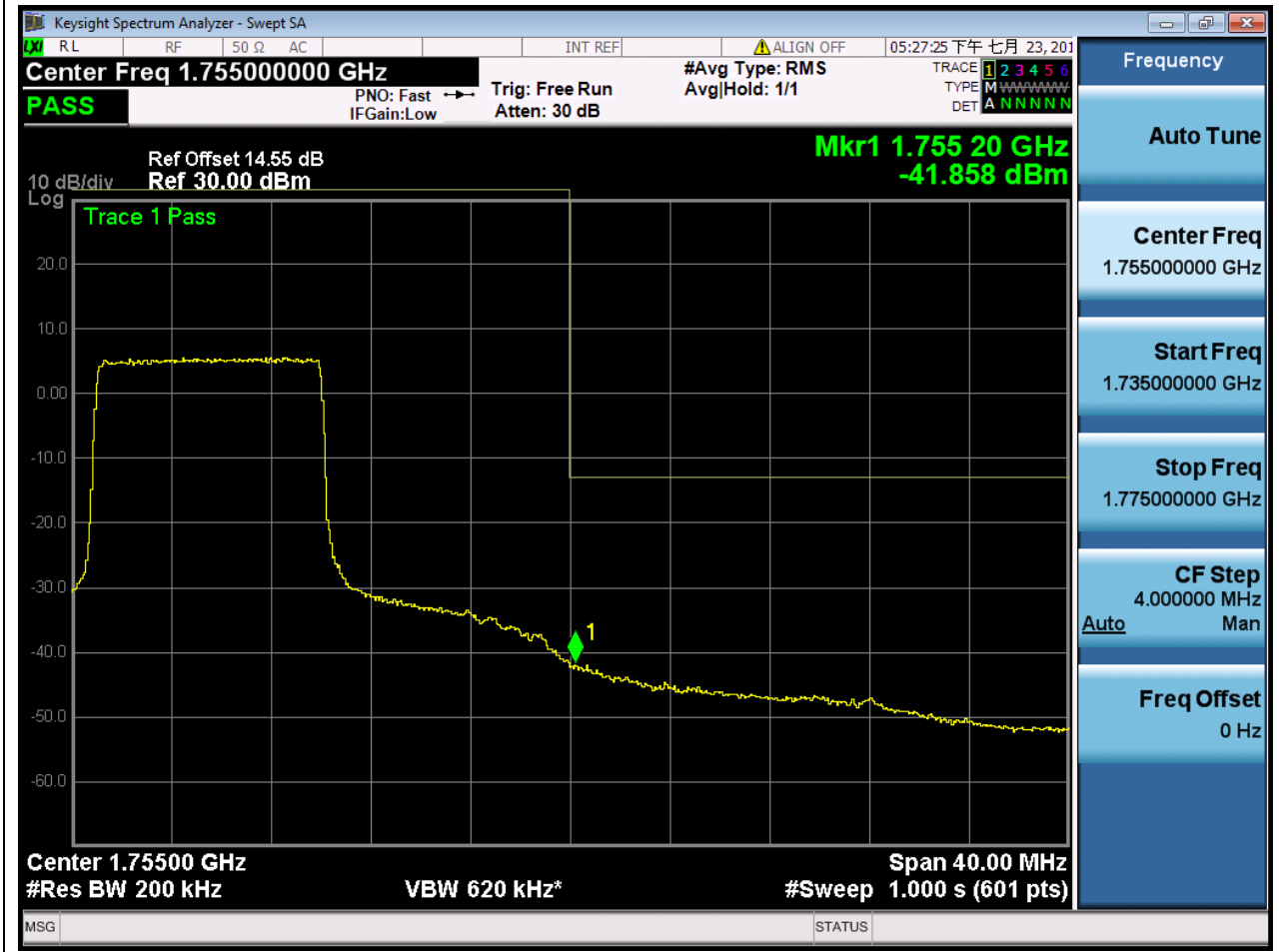


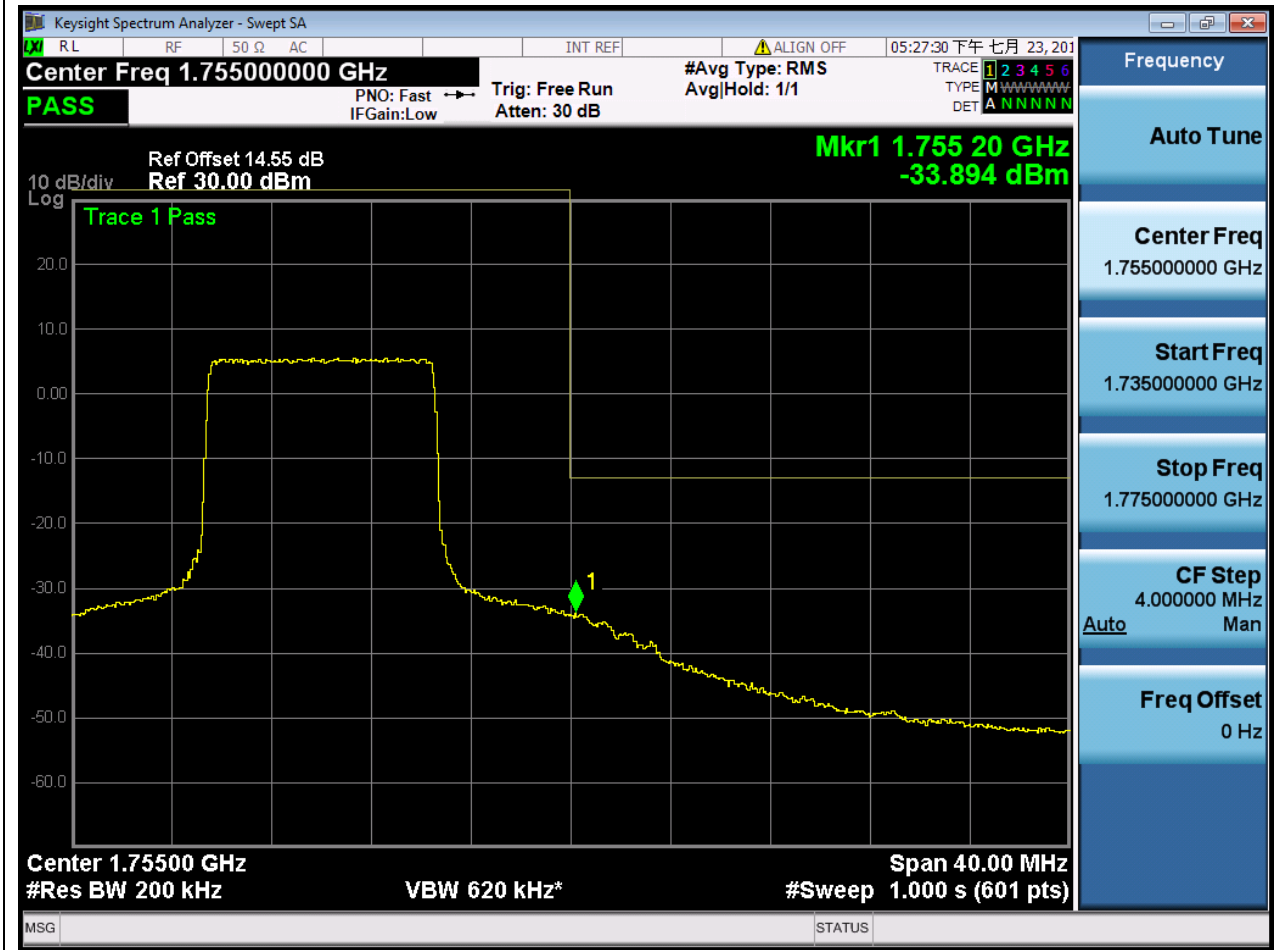
**1.165. LTE Band Edge(NTNV)(Subtest:165, Channel:20300, Bandwidth:20, Modulation:Q16, RB Number: 50, RB Position:LOW)**

Center Frequency (MHz)	Span (MHz)	RBW (MHz)	Detector	Frequency (MHz)	Power (dBm)	Verdict	Sweep Point
1755	40	0.2	RMS	1755.2	-41.86	Pass	601



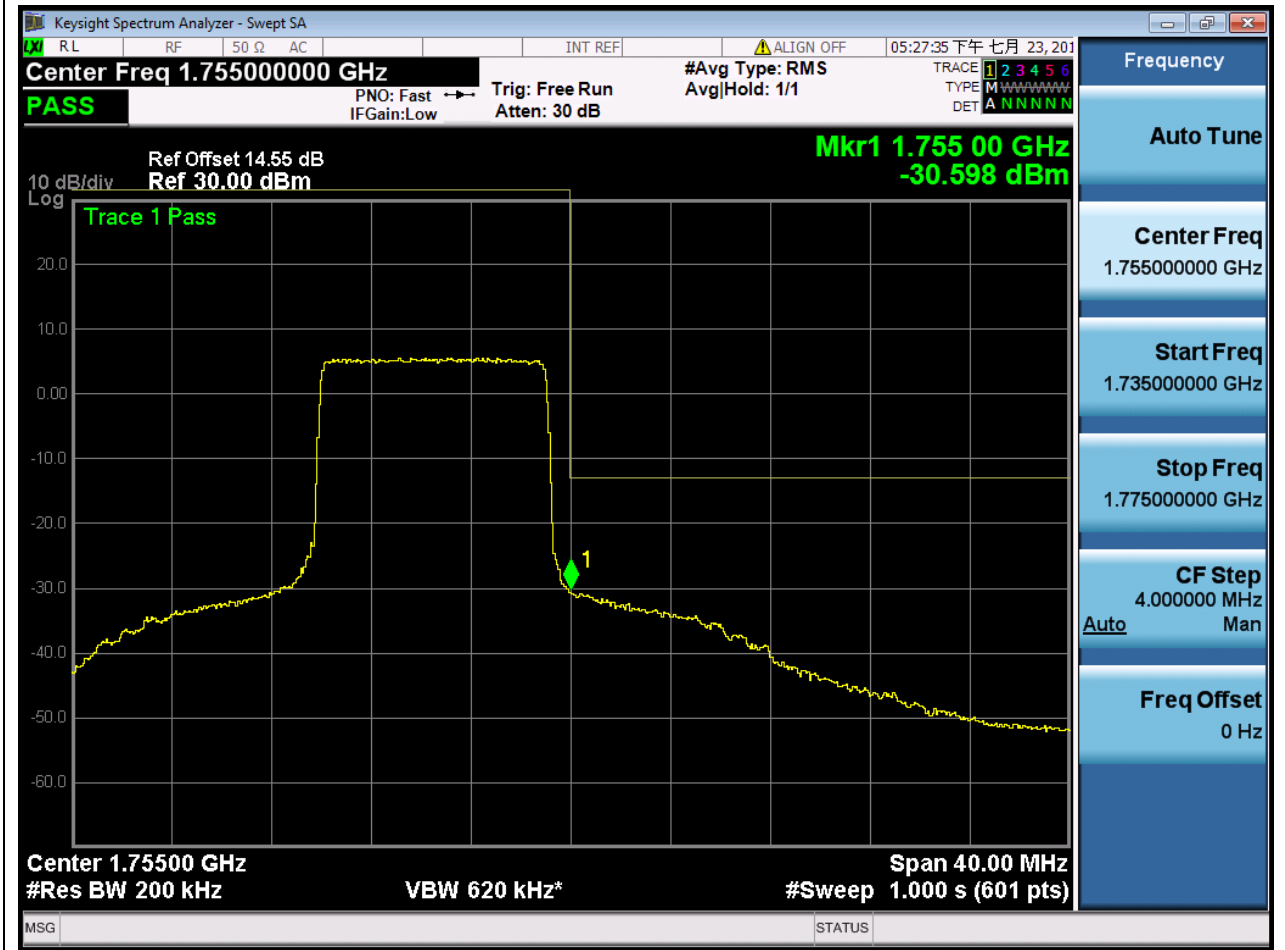
**1.166. LTE Band Edge(NTNV)(Subtest:166, Channel:20300, Bandwidth:20, Modulation:Q16, RB Number: 50, RB Position:MID)**

Center Frequency (MHz)	Span (MHz)	RBW (MHz)	Detector	Frequency (MHz)	Power (dBm)	Verdict	Sweep Point
1755	40	0.2	RMS	1755.2	-33.89	Pass	601



**1.167. LTE Band Edge(NTNV)(Subtest:167, Channel:20300, Bandwidth:20, Modulation:Q16, RB Number: 50, RB Position:HIGH)**

Center Frequency (MHz)	Span (MHz)	RBW (MHz)	Detector	Frequency (MHz)	Power (dBm)	Verdict	Sweep Point
1755	40	0.2	RMS	1755	-30.6	Pass	601



**1.168. LTE Band Edge(NTNV)(Subtest:168, Channel:20300, Bandwidth:20, Modulation:Q16, RB Number: 100, RB Position:LOW)**

Center Frequency (MHz)	Span (MHz)	RBW (MHz)	Detector	Frequency (MHz)	Power (dBm)	Verdict	Sweep Point
1755	40	0.2	RMS	1755	-32.62	Pass	601



END