

1.102. LTE Band Edge(NTNV)(Subtest:102, Channel:20350, Bandwidth:10, Modulation:QPSK, RB Number: 25, RB Position:LOW)

Center Frequency (MHz)	Span (MHz)	RBW (MHz)	Detector	Frequency (MHz)	Power (dBm)	Verdict	Sweep Point
1755	30	0.1	RMS	1755	-40.38	Pass	601



1.103. LTE Band Edge(NTNV)(Subtest:103, Channel:20350, Bandwidth:10, Modulation:QPSK, RB Number: 25, RB Position:MID)

Center Frequency (MHz)	Span (MHz)	RBW (MHz)	Detector	Frequency (MHz)	Power (dBm)	Verdict	Sweep Point
1755	30	0.1	RMS	1755	-37.61	Pass	601



1.104. LTE Band Edge(NTNV)(Subtest:104, Channel:20350, Bandwidth:10, Modulation:QPSK, RB Number: 25, RB Position:HIGH)

Center Frequency (MHz)	Span (MHz)	RBW (MHz)	Detector	Frequency (MHz)	Power (dBm)	Verdict	Sweep Point
1755	30	0.1	RMS	1755	-30.78	Pass	601



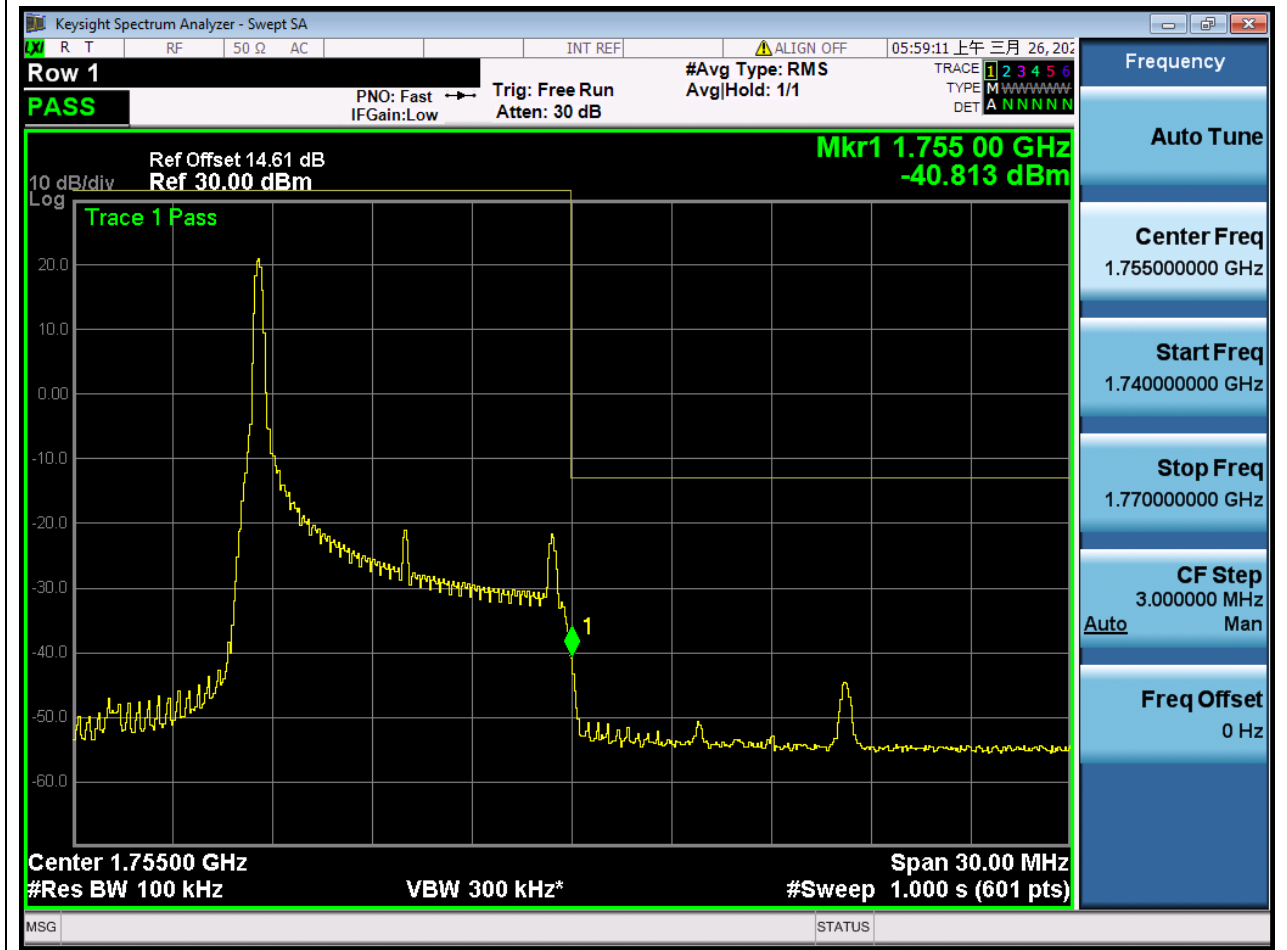
1.105. LTE Band Edge(NTNV)(Subtest:105, Channel:20350, Bandwidth:10, Modulation:QPSK, RB Number: 50, RB Position:LOW)

Center Frequency (MHz)	Span (MHz)	RBW (MHz)	Detector	Frequency (MHz)	Power (dBm)	Verdict	Sweep Point
1755	30	0.1	RMS	1755	-33.99	Pass	601



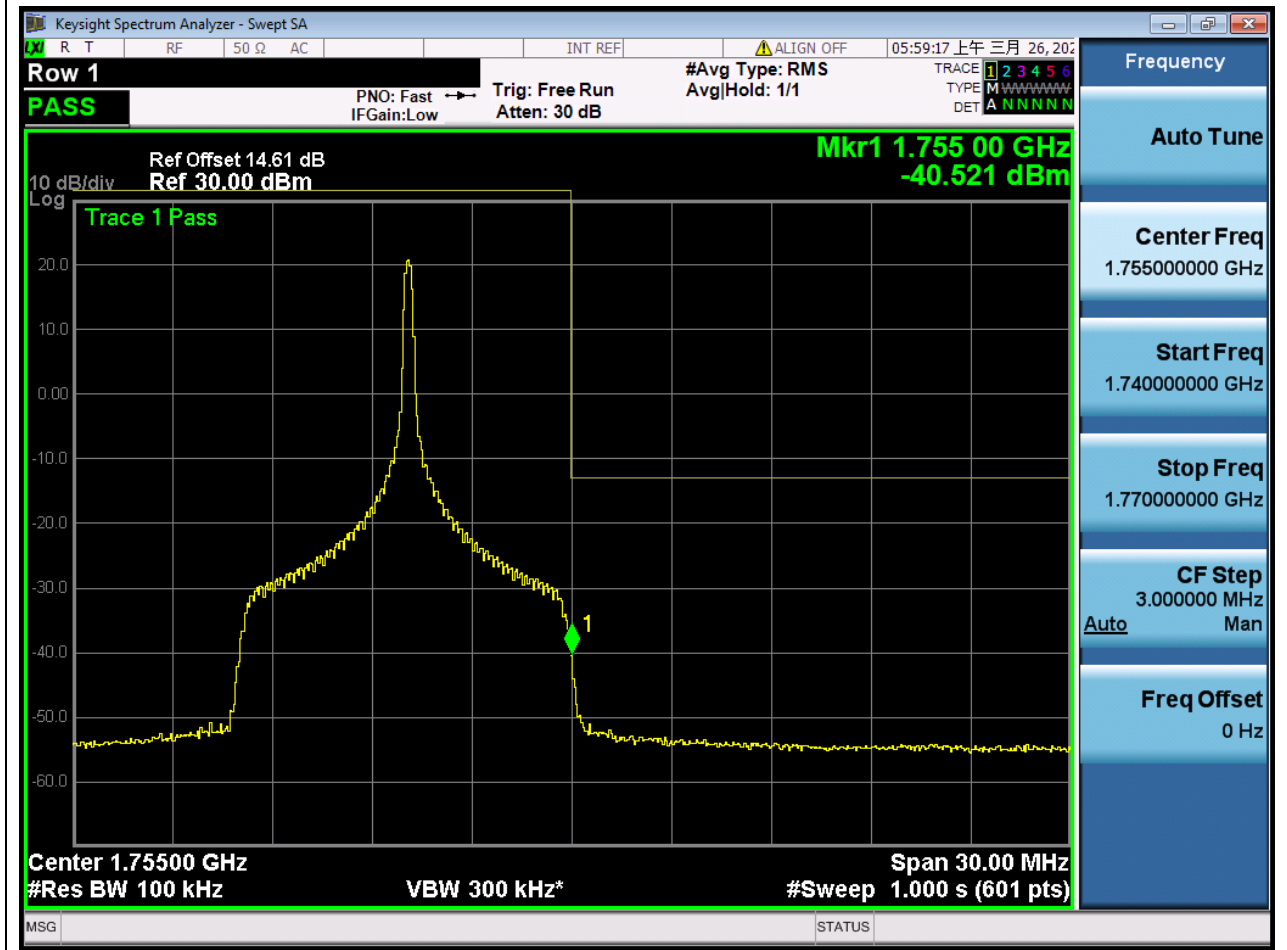
1.106. LTE Band Edge(NTNV)(Subtest:106, Channel:20350, Bandwidth:10, Modulation:Q16, RB Number: 1, RB Position:LOW)

Center Frequency (MHz)	Span (MHz)	RBW (MHz)	Detector	Frequency (MHz)	Power (dBm)	Verdict	Sweep Point
1755	30	0.1	RMS	1755	-40.81	Pass	601



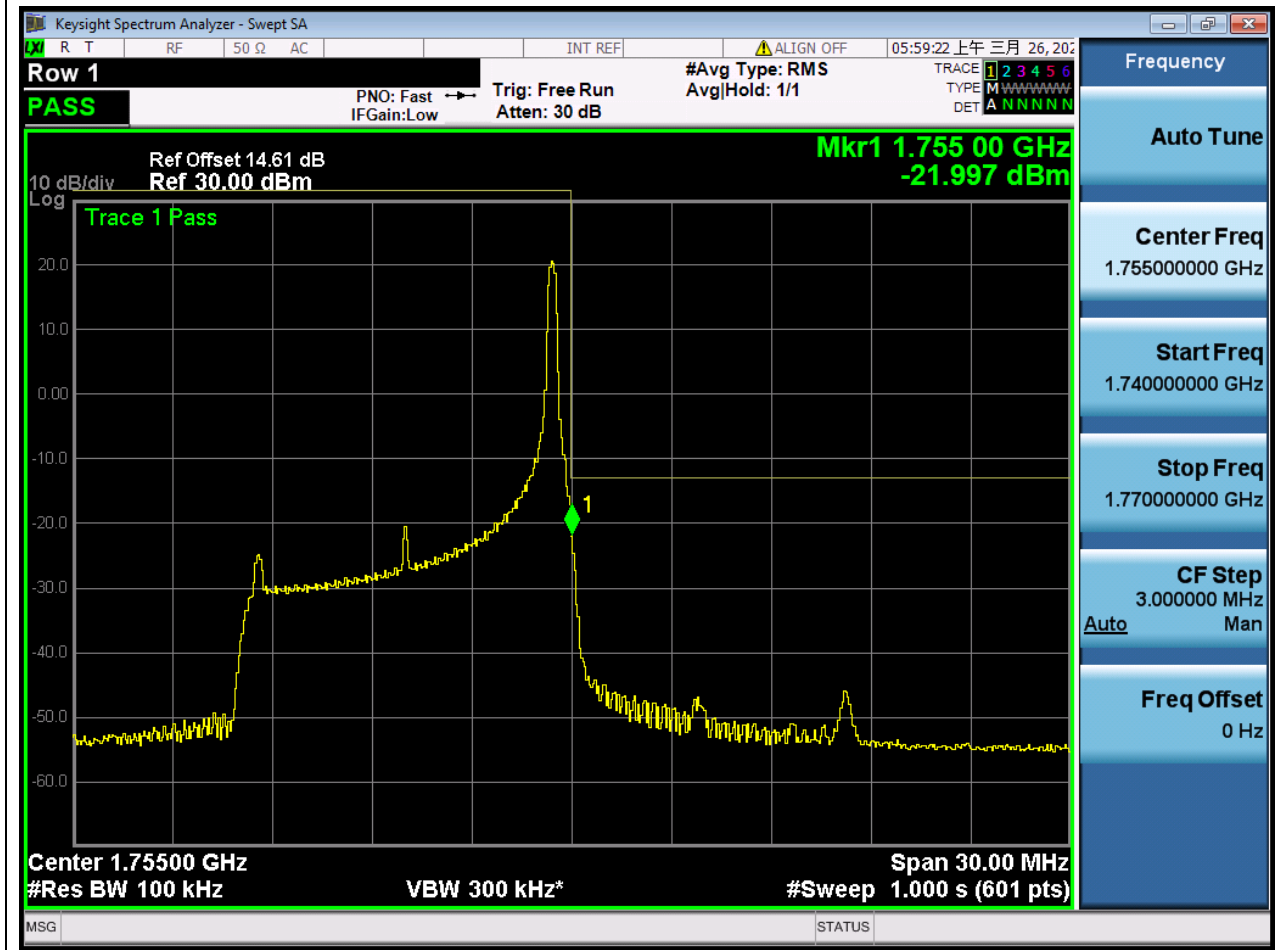
1.107. LTE Band Edge(NTNV)(Subtest:107, Channel:20350, Bandwidth:10, Modulation:Q16, RB Number: 1, RB Position:MID)

Center Frequency (MHz)	Span (MHz)	RBW (MHz)	Detector	Frequency (MHz)	Power (dBm)	Verdict	Sweep Point
1755	30	0.1	RMS	1755	-40.52	Pass	601



1.108. LTE Band Edge(NTNV)(Subtest:108, Channel:20350, Bandwidth:10, Modulation:Q16, RB Number: 1, RB Position:HIGH)

Center Frequency (MHz)	Span (MHz)	RBW (MHz)	Detector	Frequency (MHz)	Power (dBm)	Verdict	Sweep Point
1755	30	0.1	RMS	1755	-22	Pass	601



1.109. LTE Band Edge(NTNV)(Subtest:109, Channel:20350, Bandwidth:10, Modulation:Q16, RB Number: 25, RB Position:LOW)

Center Frequency (MHz)	Span (MHz)	RBW (MHz)	Detector	Frequency (MHz)	Power (dBm)	Verdict	Sweep Point
1755	30	0.1	RMS	1755	-41	Pass	601



1.110. LTE Band Edge(NTNV)(Subtest:110, Channel:20350, Bandwidth:10, Modulation:Q16, RB Number: 25, RB Position:MID)

Center Frequency (MHz)	Span (MHz)	RBW (MHz)	Detector	Frequency (MHz)	Power (dBm)	Verdict	Sweep Point
1755	30	0.1	RMS	1755	-38.07	Pass	601



1.111. LTE Band Edge(NTNV)(Subtest:111, Channel:20350, Bandwidth:10, Modulation:Q16, RB Number: 25, RB Position:HIGH)

Center Frequency (MHz)	Span (MHz)	RBW (MHz)	Detector	Frequency (MHz)	Power (dBm)	Verdict	Sweep Point
1755	30	0.1	RMS	1755	-32.76	Pass	601



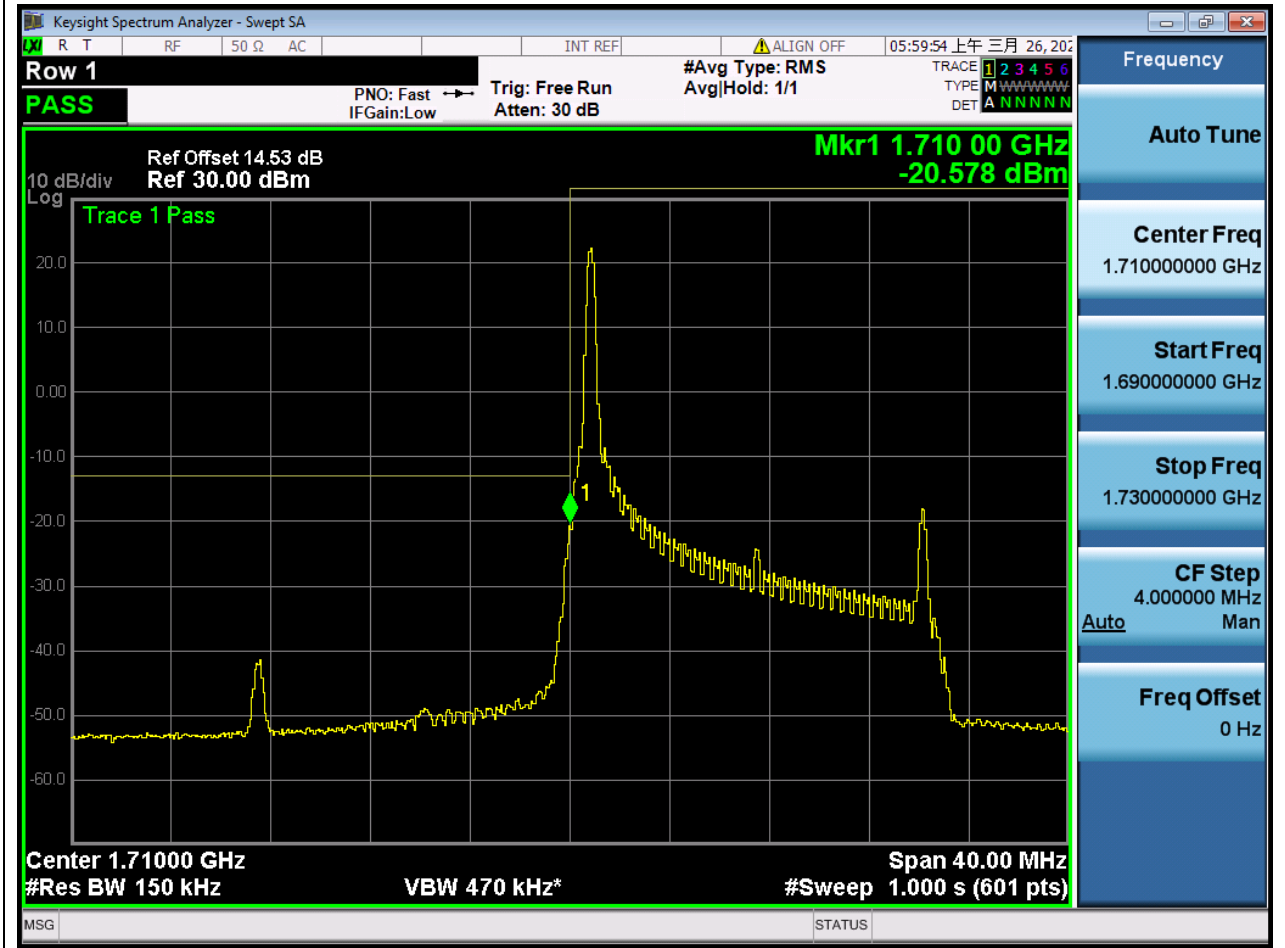
1.112. LTE Band Edge(NTNV)(Subtest:112, Channel:20350, Bandwidth:10, Modulation:Q16, RB Number: 50, RB Position:LOW)

Center Frequency (MHz)	Span (MHz)	RBW (MHz)	Detector	Frequency (MHz)	Power (dBm)	Verdict	Sweep Point
1755	30	0.1	RMS	1755	-35.15	Pass	601



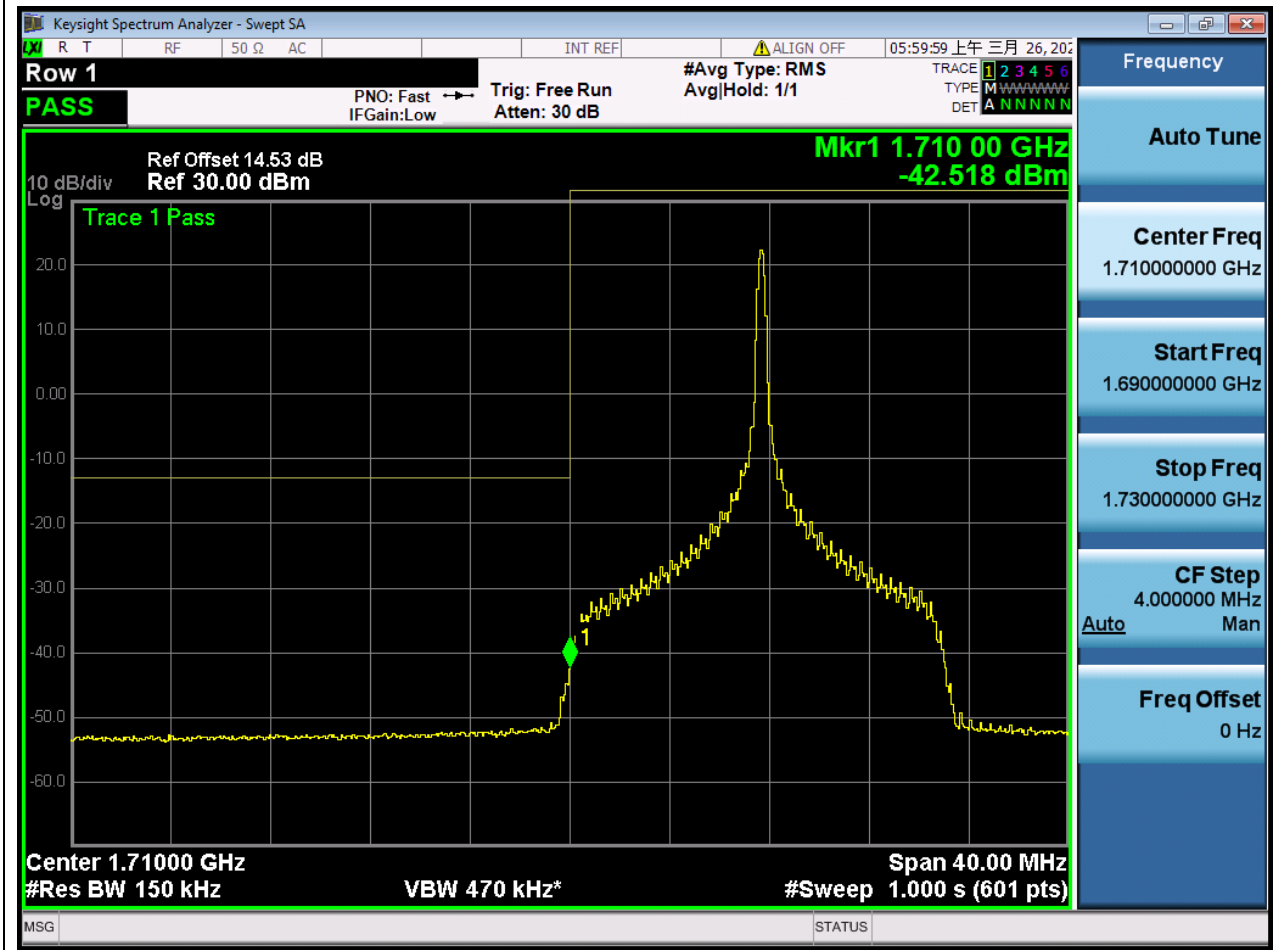
1.113. LTE Band Edge(NTNV)(Subtest:113, Channel:20025, Bandwidth:15, Modulation:QPSK, RB Number: 1, RB Position:LOW)

Center Frequency (MHz)	Span (MHz)	RBW (MHz)	Detector	Frequency (MHz)	Power (dBm)	Verdict	Sweep Point
1710	40	0.15	RMS	1710	-20.58	Pass	601



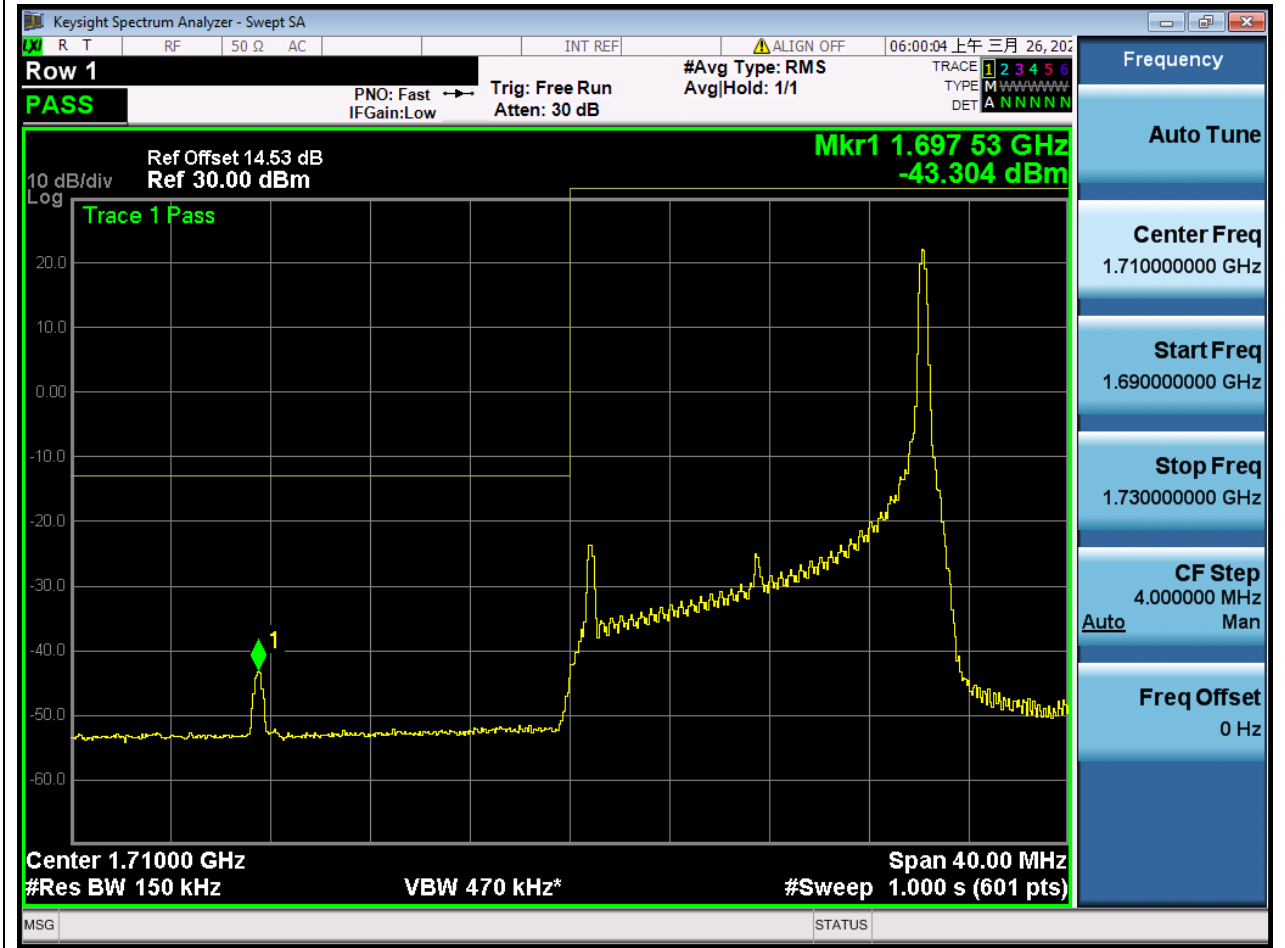
1.114. LTE Band Edge(NTNV)(Subtest:114, Channel:20025, Bandwidth:15, Modulation:QPSK, RB Number: 1, RB Position:MID)

Center Frequency (MHz)	Span (MHz)	RBW (MHz)	Detector	Frequency (MHz)	Power (dBm)	Verdict	Sweep Point
1710	40	0.15	RMS	1710	-42.52	Pass	601



1.115. LTE Band Edge(NTNV)(Subtest:115, Channel:20025, Bandwidth:15, Modulation:QPSK, RB Number: 1, RB Position:HIGH)

Center Frequency (MHz)	Span (MHz)	RBW (MHz)	Detector	Frequency (MHz)	Power (dBm)	Verdict	Sweep Point
1710	40	0.15	RMS	1697.533	-43.3	Pass	601



1.116. LTE Band Edge(NTNV)(Subtest:116, Channel:20025, Bandwidth:15, Modulation:QPSK, RB Number: 36, RB Position:LOW)

Center Frequency (MHz)	Span (MHz)	RBW (MHz)	Detector	Frequency (MHz)	Power (dBm)	Verdict	Sweep Point
1710	40	0.15	RMS	1710	-30.07	Pass	601



1.117. LTE Band Edge(NTNV)(Subtest:117, Channel:20025, Bandwidth:15, Modulation:QPSK, RB Number: 36, RB Position:MID)

Center Frequency (MHz)	Span (MHz)	RBW (MHz)	Detector	Frequency (MHz)	Power (dBm)	Verdict	Sweep Point
1710	40	0.15	RMS	1710	-36.59	Pass	601



1.118. LTE Band Edge(NTNV)(Subtest:118, Channel:20025, Bandwidth:15, Modulation:QPSK, RB Number: 36, RB Position:HIGH)

Center Frequency (MHz)	Span (MHz)	RBW (MHz)	Detector	Frequency (MHz)	Power (dBm)	Verdict	Sweep Point
1710	40	0.15	RMS	1710	-40.97	Pass	601



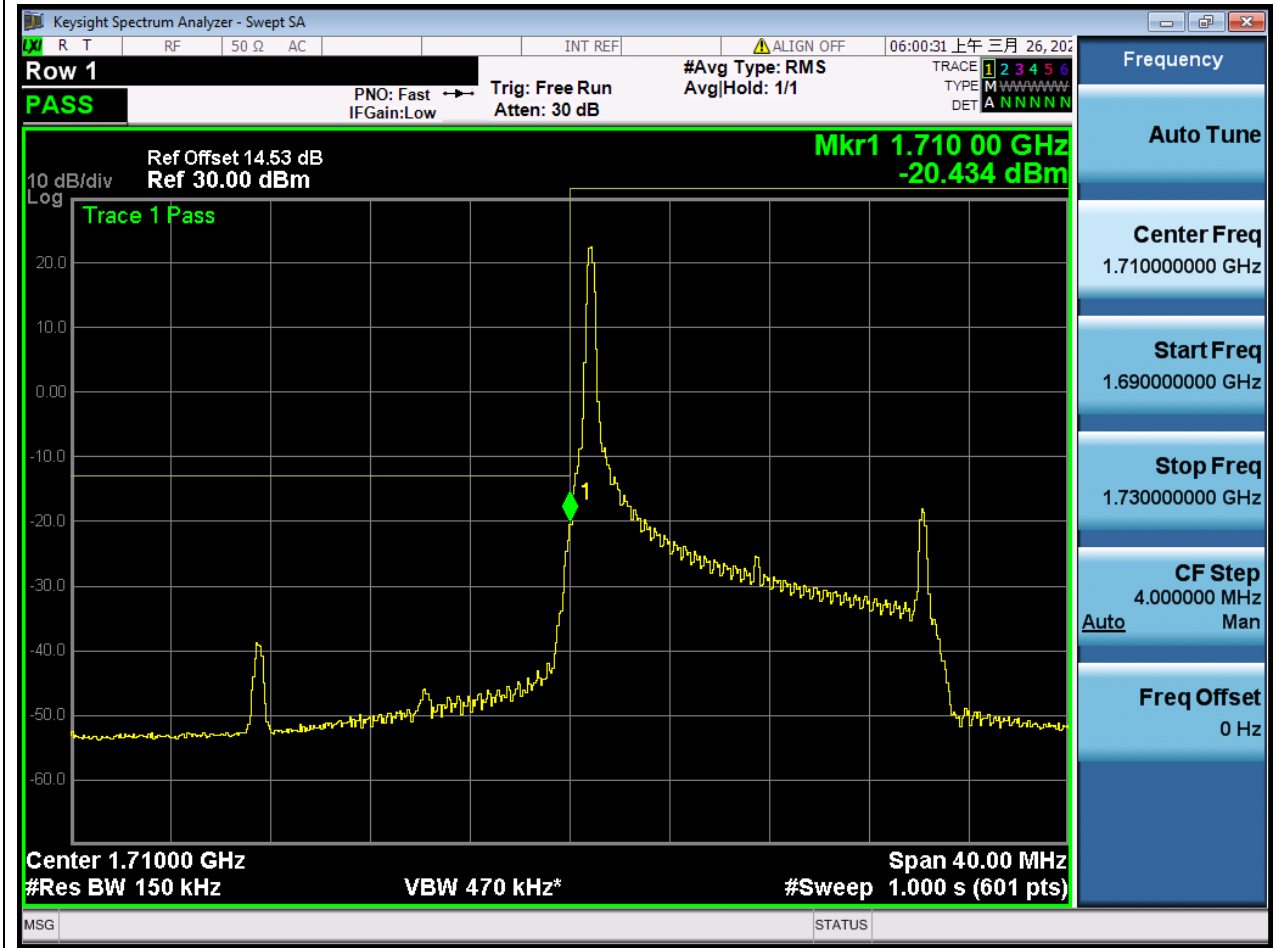
1.119. LTE Band Edge(NTNV)(Subtest:119, Channel:20025, Bandwidth:15, Modulation:QPSK, RB Number: 75, RB Position:LOW)

Center Frequency (MHz)	Span (MHz)	RBW (MHz)	Detector	Frequency (MHz)	Power (dBm)	Verdict	Sweep Point
1710	40	0.15	RMS	1710	-33.92	Pass	601



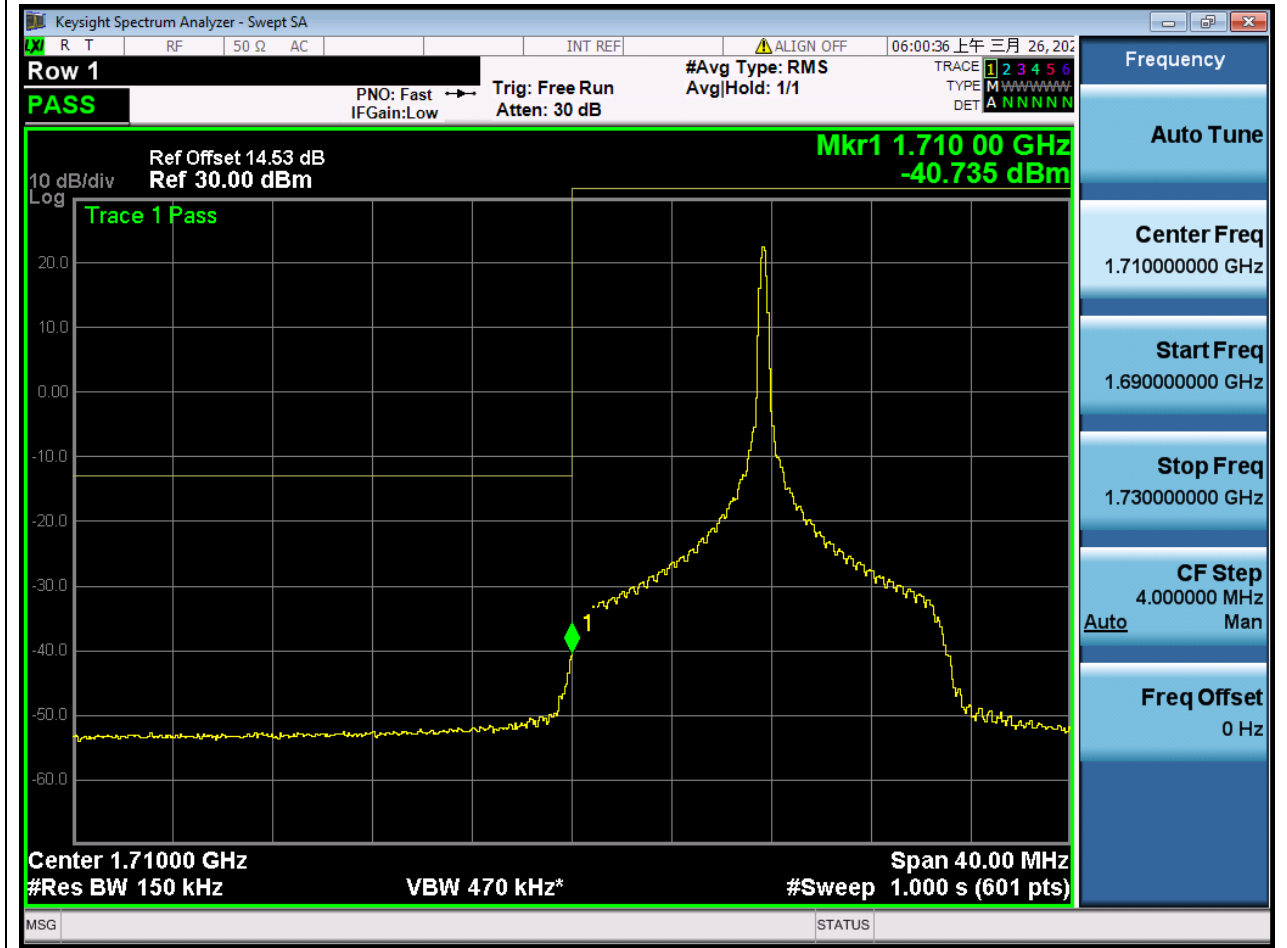
1.120. LTE Band Edge(NTNV)(Subtest:120, Channel:20025, Bandwidth:15, Modulation:Q16, RB Number: 1, RB Position:LOW)

Center Frequency (MHz)	Span (MHz)	RBW (MHz)	Detector	Frequency (MHz)	Power (dBm)	Verdict	Sweep Point
1710	40	0.15	RMS	1710	-20.43	Pass	601



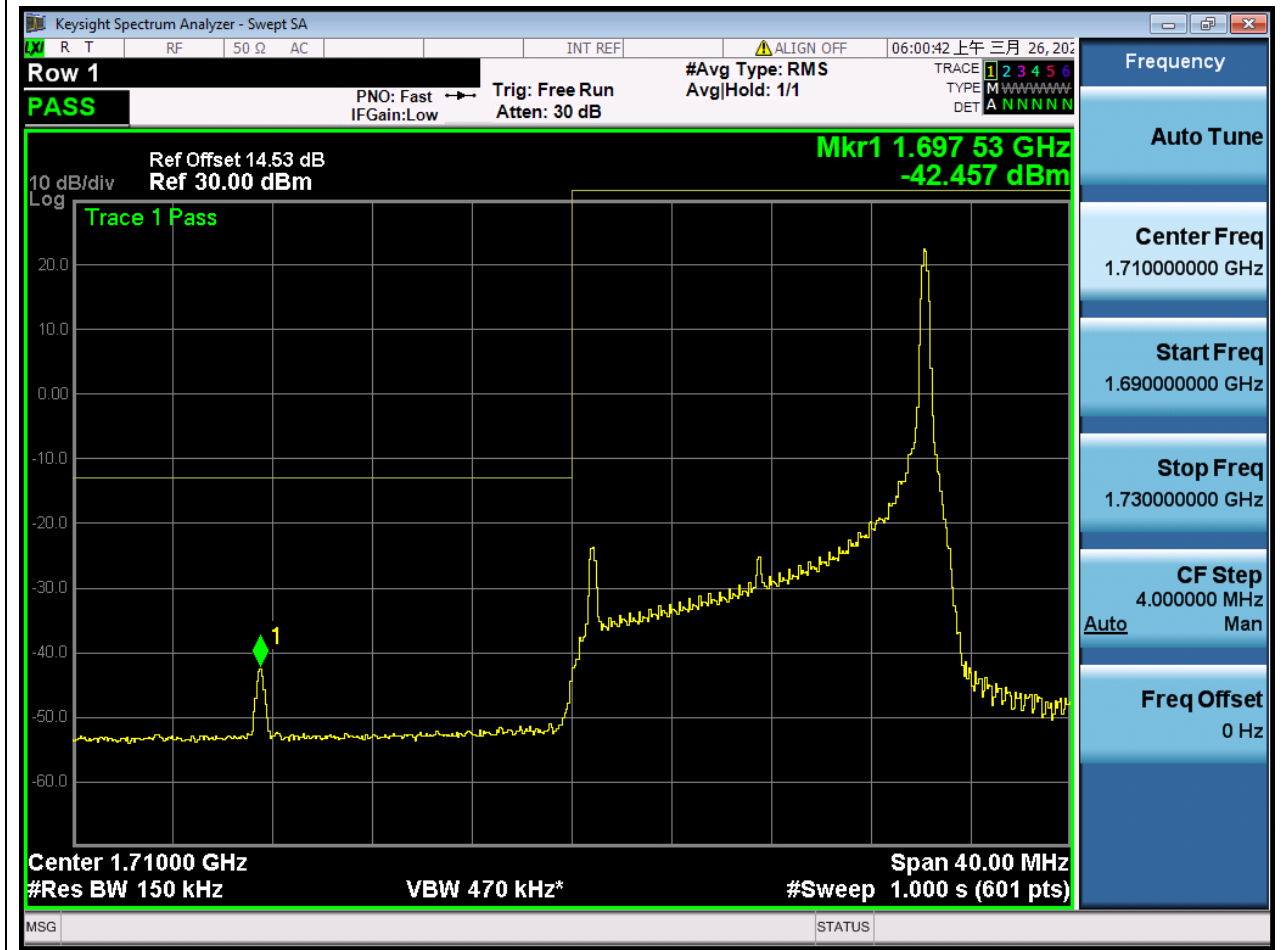
1.121. LTE Band Edge(NTNV)(Subtest:121, Channel:20025, Bandwidth:15, Modulation:Q16, RB Number: 1, RB Position:MID)

Center Frequency (MHz)	Span (MHz)	RBW (MHz)	Detector	Frequency (MHz)	Power (dBm)	Verdict	Sweep Point
1710	40	0.15	RMS	1710	-40.74	Pass	601



1.122. LTE Band Edge(NTNV)(Subtest:122, Channel:20025, Bandwidth:15, Modulation:Q16, RB Number: 1, RB Position:HIGH)

Center Frequency (MHz)	Span (MHz)	RBW (MHz)	Detector	Frequency (MHz)	Power (dBm)	Verdict	Sweep Point
1710	40	0.15	RMS	1697.533	-42.46	Pass	601



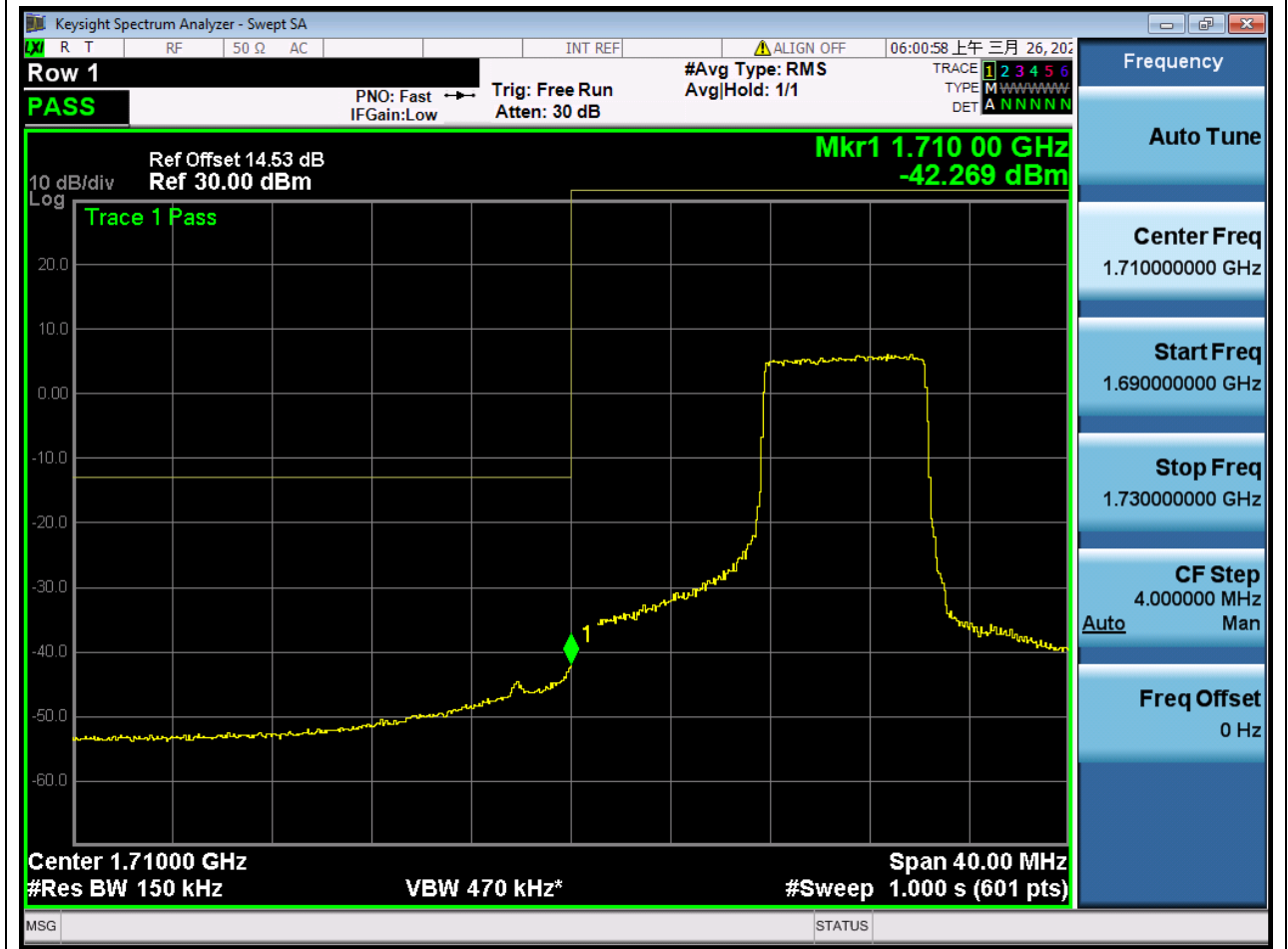
1.123. LTE Band Edge(NTNV)(Subtest:123, Channel:20025, Bandwidth:15, Modulation:Q16, RB Number: 36, RB Position:LOW)

Center Frequency (MHz)	Span (MHz)	RBW (MHz)	Detector	Frequency (MHz)	Power (dBm)	Verdict	Sweep Point
1710	40	0.15	RMS	1710	-31.82	Pass	601



1.125. LTE Band Edge(NTNV)(Subtest:125, Channel:20025, Bandwidth:15, Modulation:Q16, RB Number: 36, RB Position:HIGH)

Center Frequency (MHz)	Span (MHz)	RBW (MHz)	Detector	Frequency (MHz)	Power (dBm)	Verdict	Sweep Point
1710	40	0.15	RMS	1710	-42.27	Pass	601



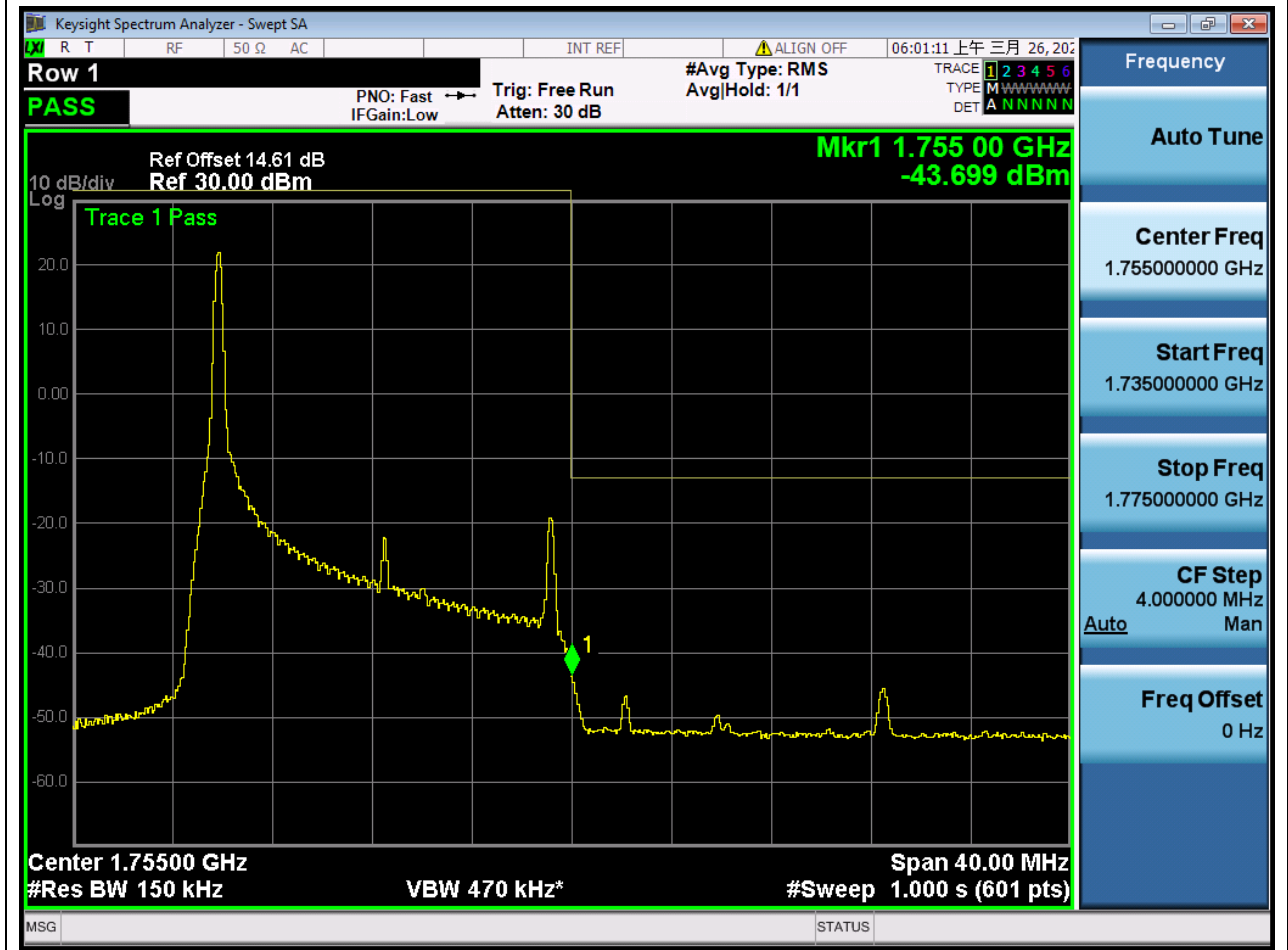
1.126. LTE Band Edge(NTNV)(Subtest:126, Channel:20025, Bandwidth:15, Modulation:Q16, RB Number: 75, RB Position:LOW)

Center Frequency (MHz)	Span (MHz)	RBW (MHz)	Detector	Frequency (MHz)	Power (dBm)	Verdict	Sweep Point
1710	40	0.15	RMS	1710	-34.4	Pass	601



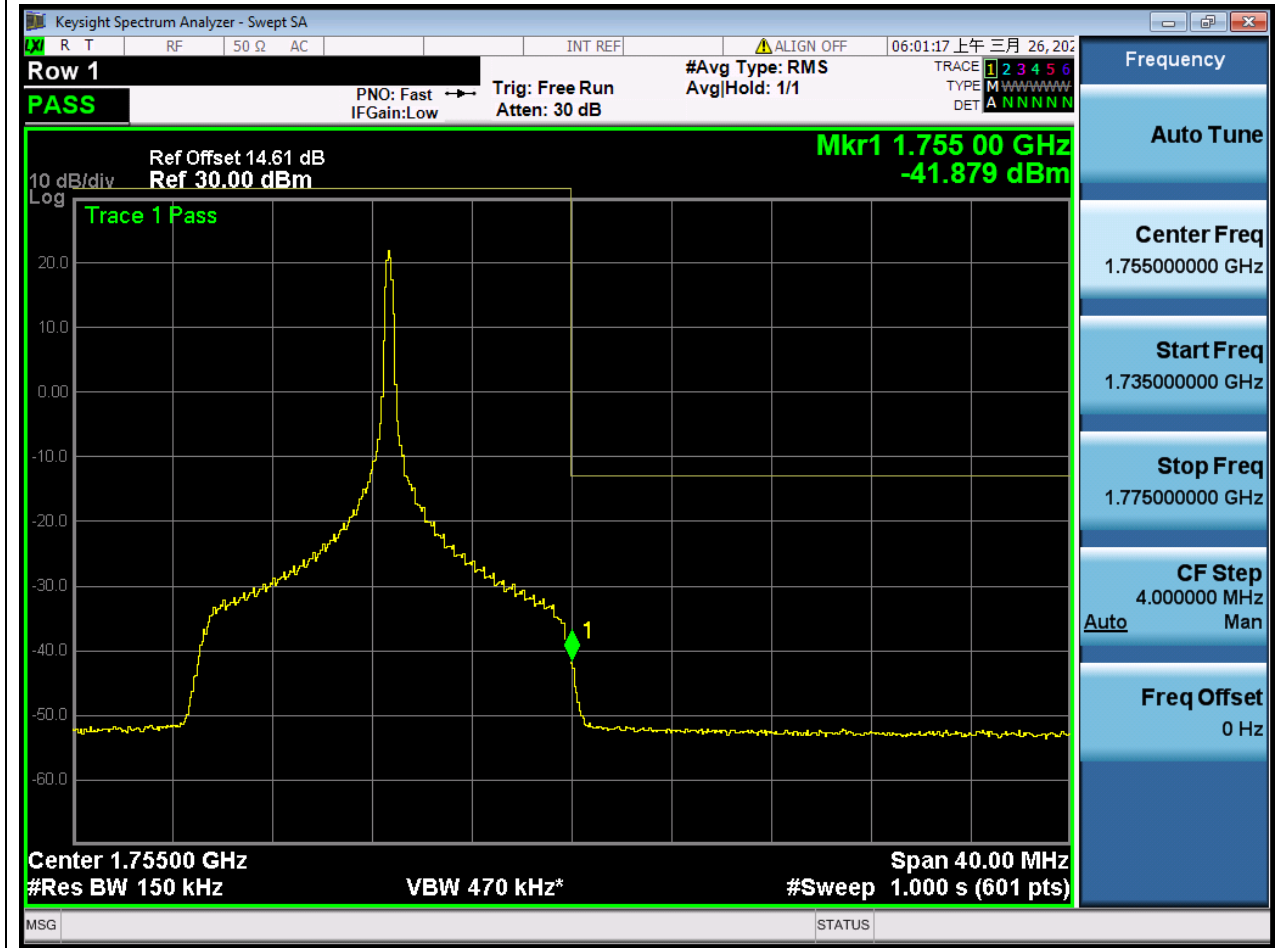
1.127. LTE Band Edge(NTNV)(Subtest:127, Channel:20325, Bandwidth:15, Modulation:QPSK, RB Number: 1, RB Position:LOW)

Center Frequency (MHz)	Span (MHz)	RBW (MHz)	Detector	Frequency (MHz)	Power (dBm)	Verdict	Sweep Point
1755	40	0.15	RMS	1755	-43.7	Pass	601



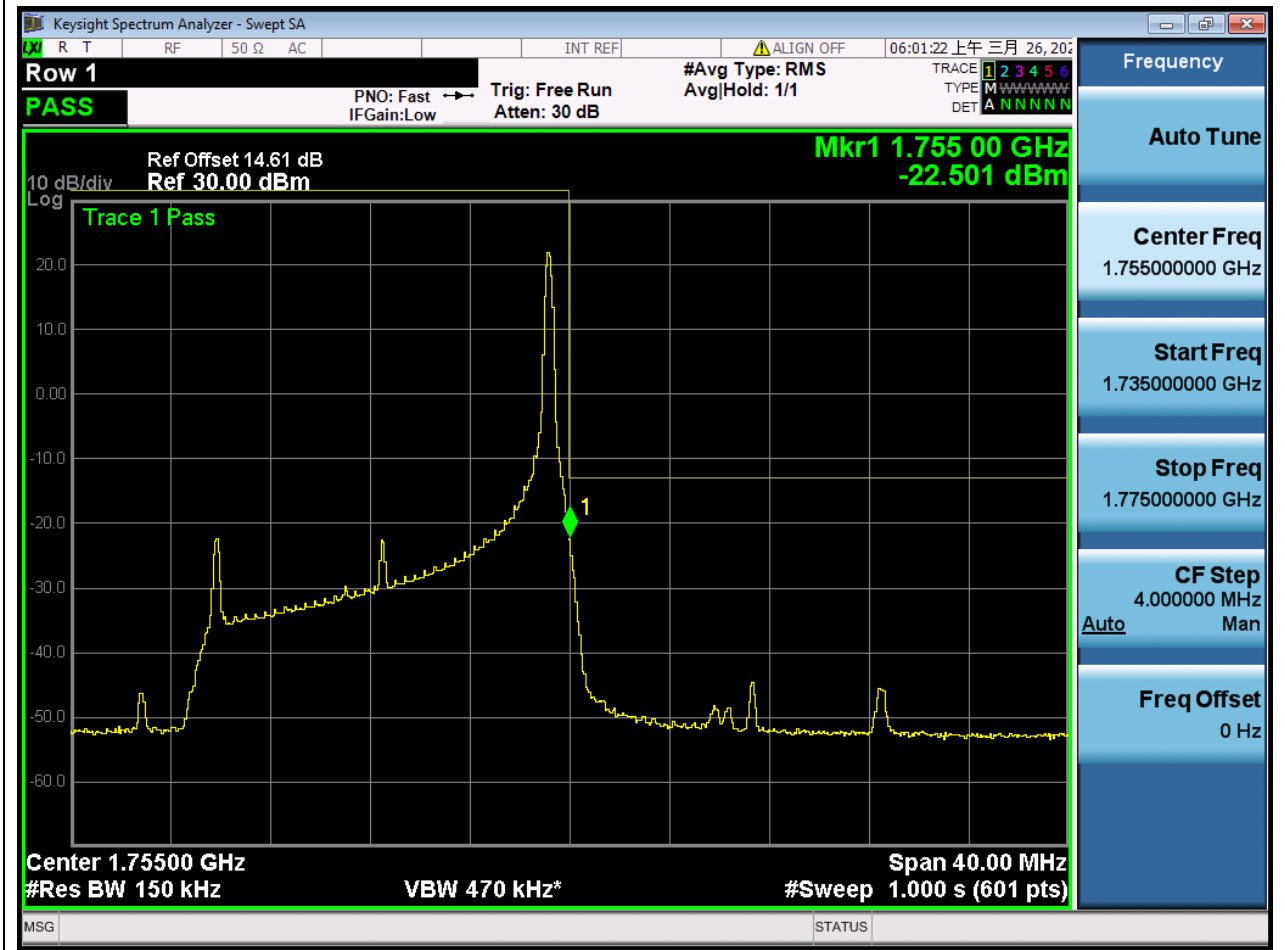
1.128. LTE Band Edge(NTNV)(Subtest:128, Channel:20325, Bandwidth:15, Modulation:QPSK, RB Number: 1, RB Position:MID)

Center Frequency (MHz)	Span (MHz)	RBW (MHz)	Detector	Frequency (MHz)	Power (dBm)	Verdict	Sweep Point
1755	40	0.15	RMS	1755	-41.88	Pass	601



1.129. LTE Band Edge(NTNV)(Subtest:129, Channel:20325, Bandwidth:15, Modulation:QPSK, RB Number: 1, RB Position:HIGH)

Center Frequency (MHz)	Span (MHz)	RBW (MHz)	Detector	Frequency (MHz)	Power (dBm)	Verdict	Sweep Point
1755	40	0.15	RMS	1755	-22.5	Pass	601



1.130. LTE Band Edge(NTNV)(Subtest:130, Channel:20325, Bandwidth:15, Modulation:QPSK, RB Number: 36, RB Position:LOW)

Center Frequency (MHz)	Span (MHz)	RBW (MHz)	Detector	Frequency (MHz)	Power (dBm)	Verdict	Sweep Point
1755	40	0.15	RMS	1755	-40.98	Pass	601



1.131. LTE Band Edge(NTNV)(Subtest:131, Channel:20325, Bandwidth:15, Modulation:QPSK, RB Number: 36, RB Position:MID)

Center Frequency (MHz)	Span (MHz)	RBW (MHz)	Detector	Frequency (MHz)	Power (dBm)	Verdict	Sweep Point
1755	40	0.15	RMS	1755	-38.17	Pass	601



1.132. LTE Band Edge(NTNV)(Subtest:132, Channel:20325, Bandwidth:15, Modulation:QPSK, RB Number: 36, RB Position:HIGH)

Center Frequency (MHz)	Span (MHz)	RBW (MHz)	Detector	Frequency (MHz)	Power (dBm)	Verdict	Sweep Point
1755	40	0.15	RMS	1755	-31.34	Pass	601



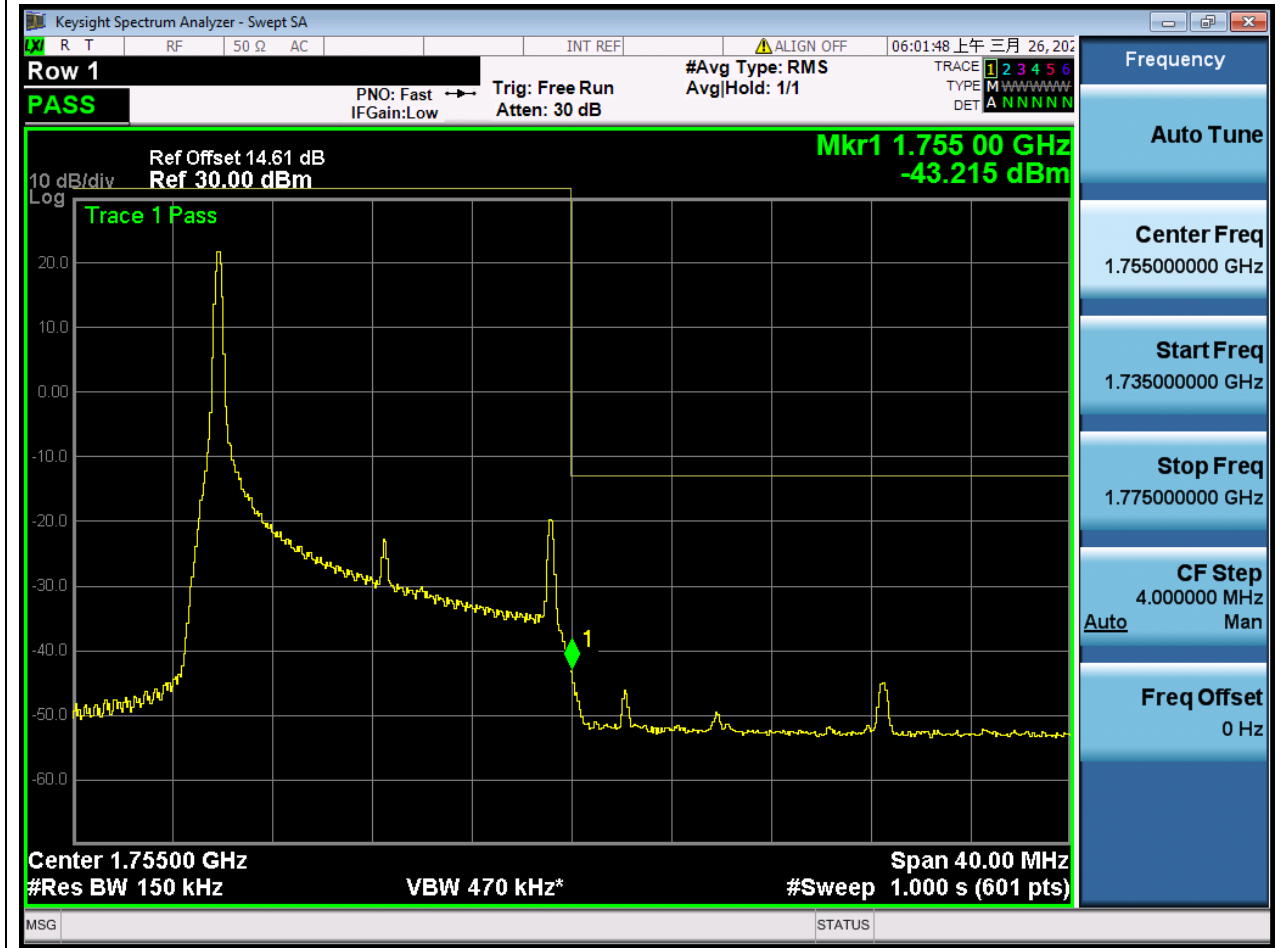
1.133. LTE Band Edge(NTNV)(Subtest:133, Channel:20325, Bandwidth:15, Modulation:QPSK, RB Number: 75, RB Position:LOW)

Center Frequency (MHz)	Span (MHz)	RBW (MHz)	Detector	Frequency (MHz)	Power (dBm)	Verdict	Sweep Point
1755	40	0.15	RMS	1755	-33.45	Pass	601



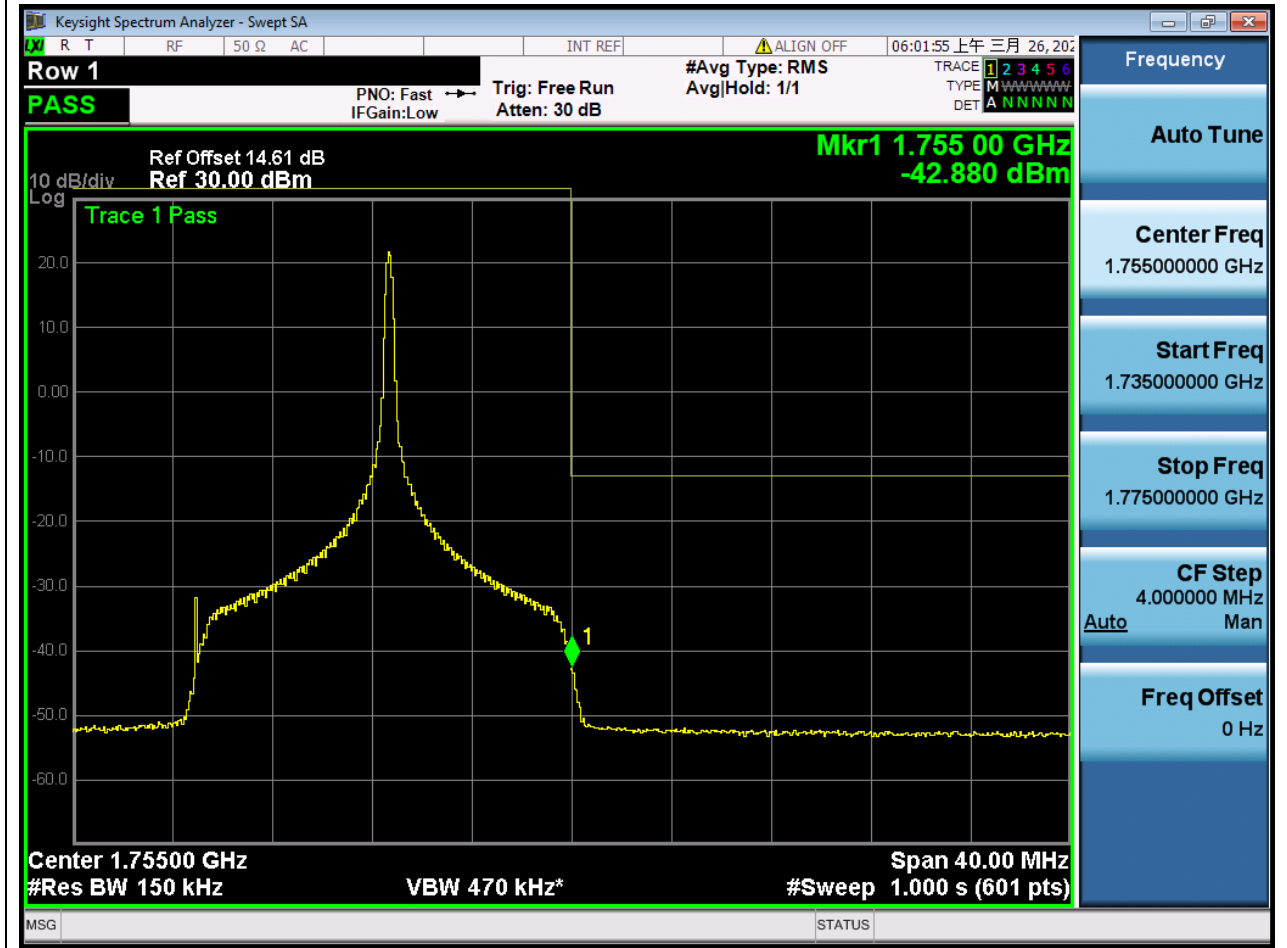
1.134. LTE Band Edge(NTNV)(Subtest:134, Channel:20325, Bandwidth:15, Modulation:Q16, RB Number: 1, RB Position:LOW)

Center Frequency (MHz)	Span (MHz)	RBW (MHz)	Detector	Frequency (MHz)	Power (dBm)	Verdict	Sweep Point
1755	40	0.15	RMS	1755	-43.22	Pass	601



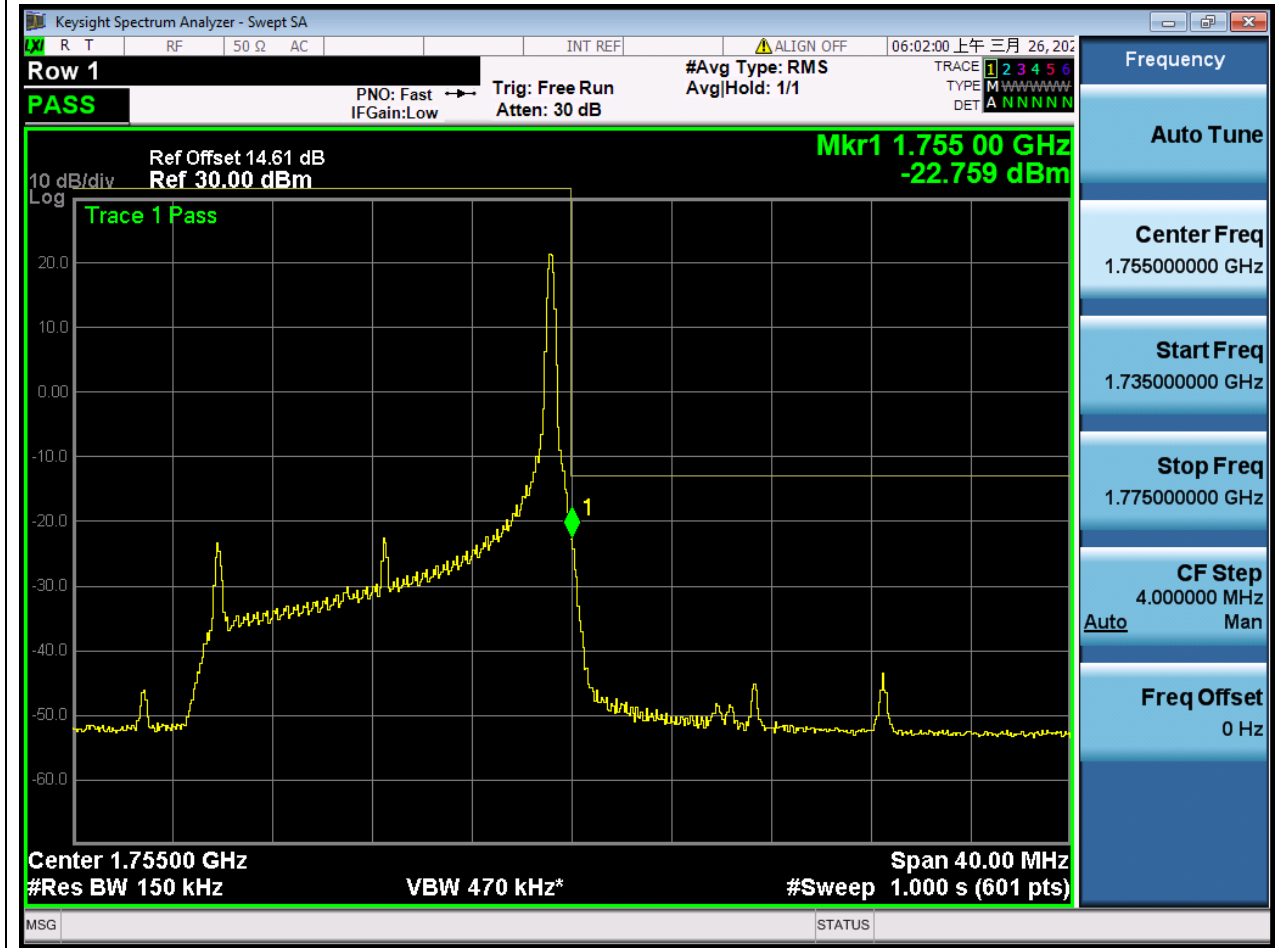
1.135. LTE Band Edge(NTNV)(Subtest:135, Channel:20325, Bandwidth:15, Modulation:Q16, RB Number: 1, RB Position:MID)

Center Frequency (MHz)	Span (MHz)	RBW (MHz)	Detector	Frequency (MHz)	Power (dBm)	Verdict	Sweep Point
1755	40	0.15	RMS	1755	-42.88	Pass	601



1.136. LTE Band Edge(NTNV)(Subtest:136, Channel:20325, Bandwidth:15, Modulation:Q16, RB Number: 1, RB Position:HIGH)

Center Frequency (MHz)	Span (MHz)	RBW (MHz)	Detector	Frequency (MHz)	Power (dBm)	Verdict	Sweep Point
1755	40	0.15	RMS	1755	-22.76	Pass	601



1.137. LTE Band Edge(NTNV)(Subtest:137, Channel:20325, Bandwidth:15, Modulation:Q16, RB Number: 36, RB Position:LOW)

Center Frequency (MHz)	Span (MHz)	RBW (MHz)	Detector	Frequency (MHz)	Power (dBm)	Verdict	Sweep Point
1755	40	0.15	RMS	1755	-41.95	Pass	601



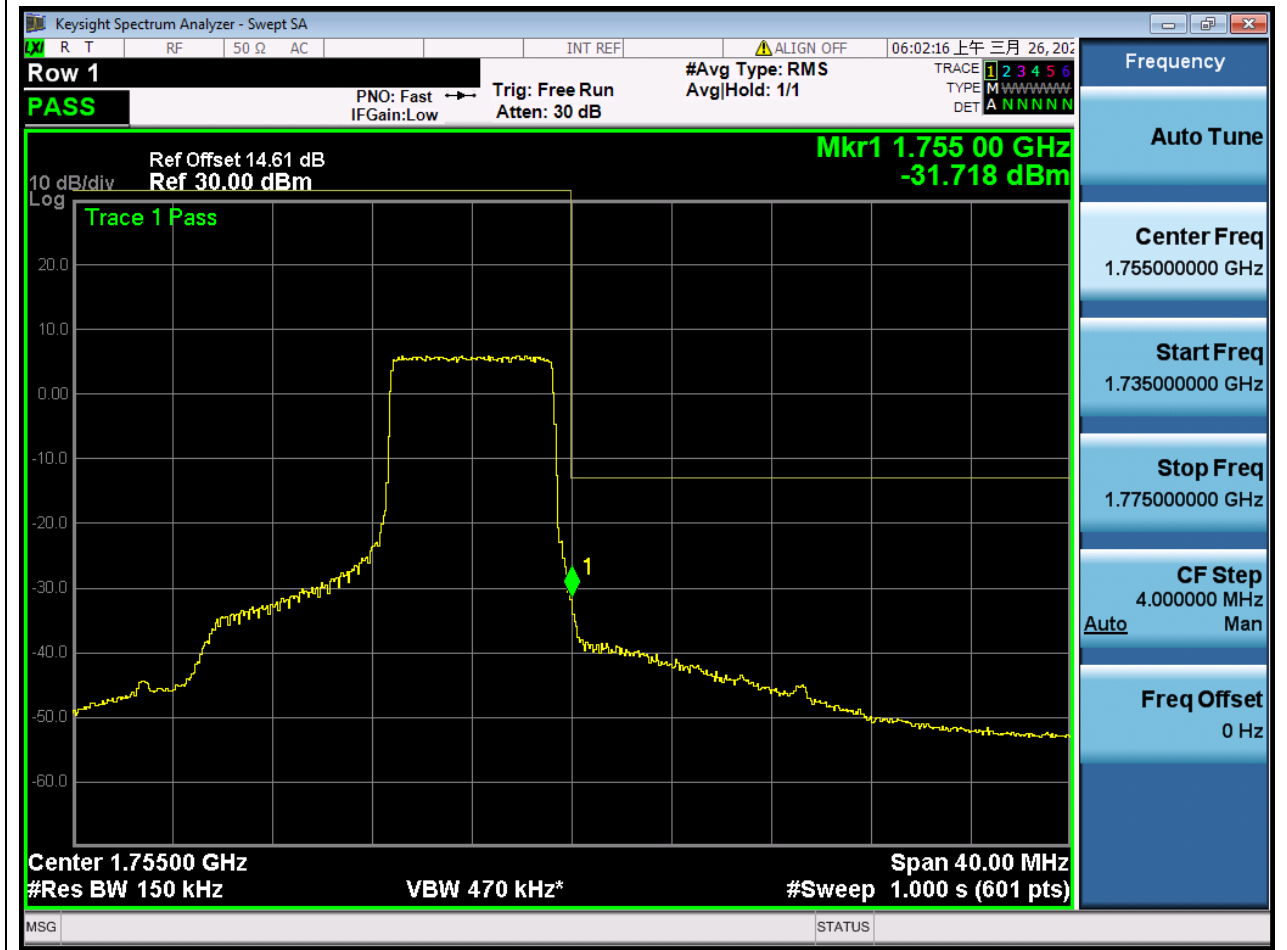
1.138. LTE Band Edge(NTNV)(Subtest:138, Channel:20325, Bandwidth:15, Modulation:Q16, RB Number: 36, RB Position:MID)

Center Frequency (MHz)	Span (MHz)	RBW (MHz)	Detector	Frequency (MHz)	Power (dBm)	Verdict	Sweep Point
1755	40	0.15	RMS	1755	-38.75	Pass	601



1.139. LTE Band Edge(NTNV)(Subtest:139, Channel:20325, Bandwidth:15, Modulation:Q16, RB Number: 36, RB Position:HIGH)

Center Frequency (MHz)	Span (MHz)	RBW (MHz)	Detector	Frequency (MHz)	Power (dBm)	Verdict	Sweep Point
1755	40	0.15	RMS	1755	-31.72	Pass	601



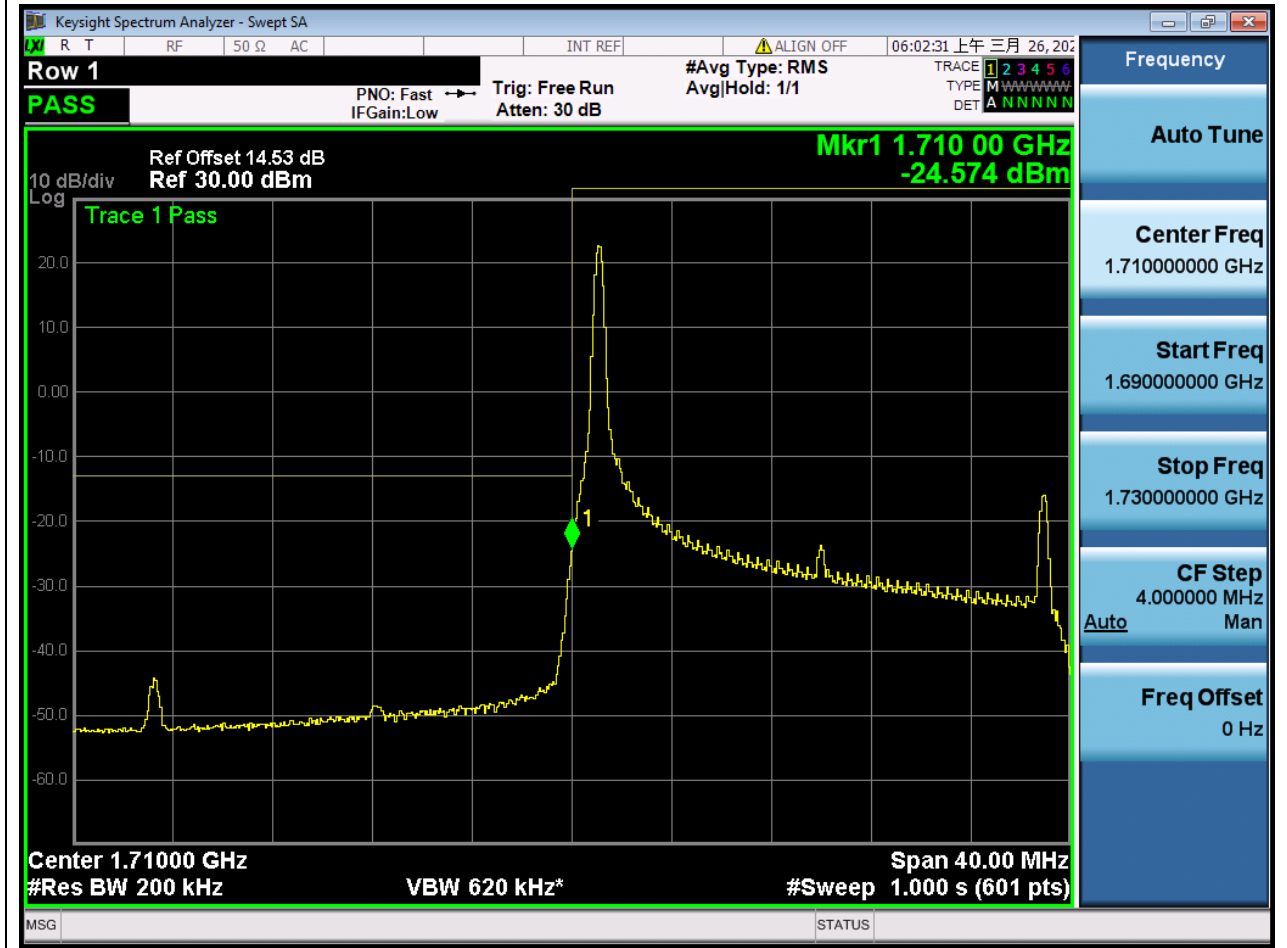
1.140. LTE Band Edge(NTNV)(Subtest:140, Channel:20325, Bandwidth:15, Modulation:Q16, RB Number: 75, RB Position:LOW)

Center Frequency (MHz)	Span (MHz)	RBW (MHz)	Detector	Frequency (MHz)	Power (dBm)	Verdict	Sweep Point
1755	40	0.15	RMS	1755	-33.98	Pass	601



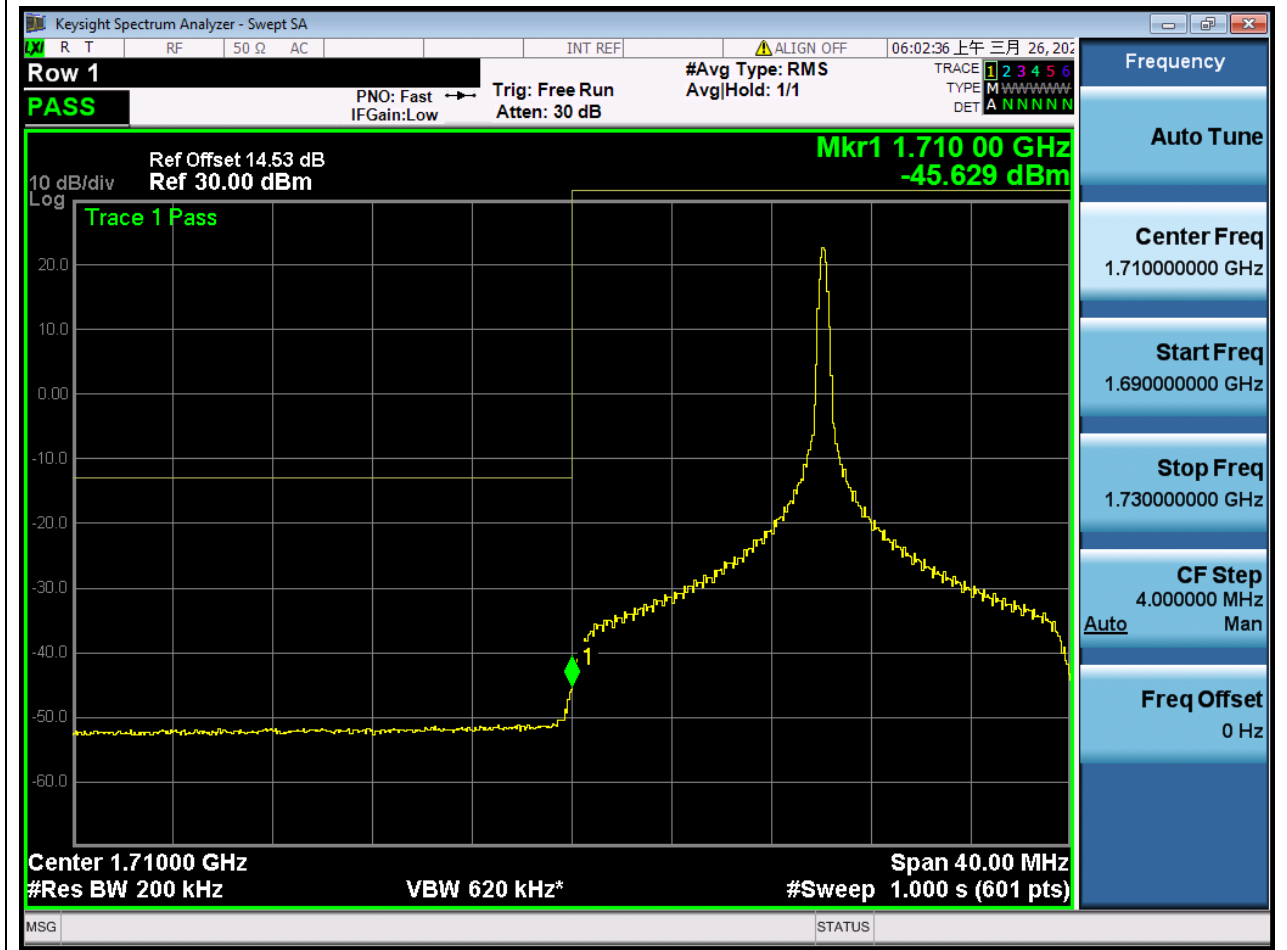
1.141. LTE Band Edge(NTNV)(Subtest:141, Channel:20050, Bandwidth:20, Modulation:QPSK, RB Number: 1, RB Position:LOW)

Center Frequency (MHz)	Span (MHz)	RBW (MHz)	Detector	Frequency (MHz)	Power (dBm)	Verdict	Sweep Point
1710	40	0.2	RMS	1710	-24.57	Pass	601



1.142. LTE Band Edge(NTNV)(Subtest:142, Channel:20050, Bandwidth:20, Modulation:QPSK, RB Number: 1, RB Position:MID)

Center Frequency (MHz)	Span (MHz)	RBW (MHz)	Detector	Frequency (MHz)	Power (dBm)	Verdict	Sweep Point
1710	40	0.2	RMS	1710	-45.63	Pass	601



1.143. LTE Band Edge(NTNV)(Subtest:143, Channel:20050, Bandwidth:20, Modulation:QPSK, RB Number: 1, RB Position:HIGH)

Center Frequency (MHz)	Span (MHz)	RBW (MHz)	Detector	Frequency (MHz)	Power (dBm)	Verdict	Sweep Point
1710	40	0.2	RMS	1710	-45.27	Pass	601



1.144. LTE Band Edge(NTNV)(Subtest:144, Channel:20050, Bandwidth:20, Modulation:QPSK, RB Number: 50, RB Position:LOW)

Center Frequency (MHz)	Span (MHz)	RBW (MHz)	Detector	Frequency (MHz)	Power (dBm)	Verdict	Sweep Point
1710	40	0.2	RMS	1710	-33.32	Pass	601



1.145. LTE Band Edge(NTNV)(Subtest:145, Channel:20050, Bandwidth:20, Modulation:QPSK, RB Number: 50, RB Position:MID)

Center Frequency (MHz)	Span (MHz)	RBW (MHz)	Detector	Frequency (MHz)	Power (dBm)	Verdict	Sweep Point
1710	40	0.2	RMS	1709.8	-36.32	Pass	601



1.146. LTE Band Edge(NTNV)(Subtest:146, Channel:20050, Bandwidth:20, Modulation:QPSK, RB Number: 50, RB Position:HIGH)

Center Frequency (MHz)	Span (MHz)	RBW (MHz)	Detector	Frequency (MHz)	Power (dBm)	Verdict	Sweep Point
1710	40	0.2	RMS	1710	-42.66	Pass	601



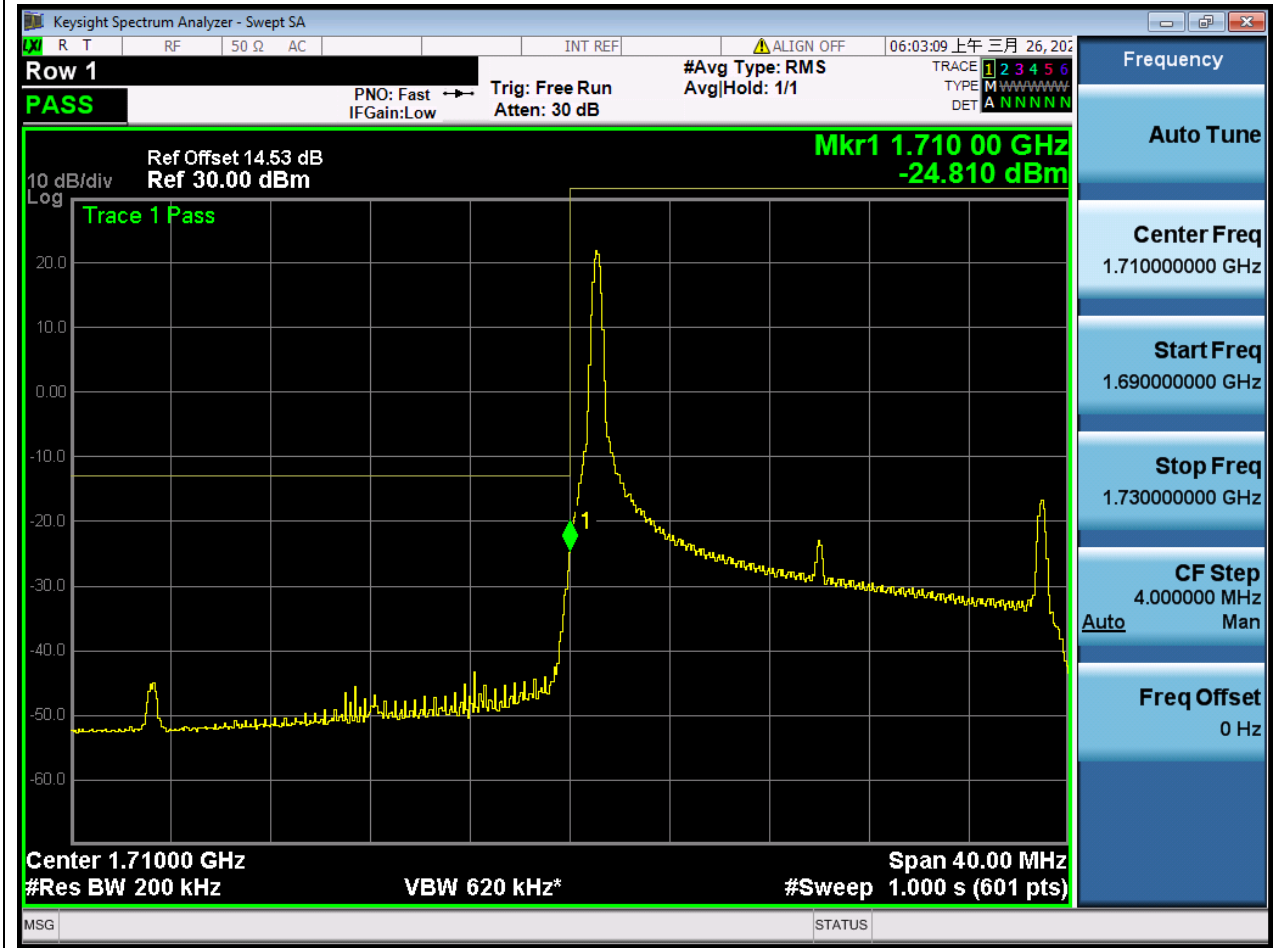
1.147. LTE Band Edge(NTNV)(Subtest:147, Channel:20050, Bandwidth:20, Modulation:QPSK, RB Number: 100, RB Position:LOW)

Center Frequency (MHz)	Span (MHz)	RBW (MHz)	Detector	Frequency (MHz)	Power (dBm)	Verdict	Sweep Point
1710	40	0.2	RMS	1710	-35.25	Pass	601



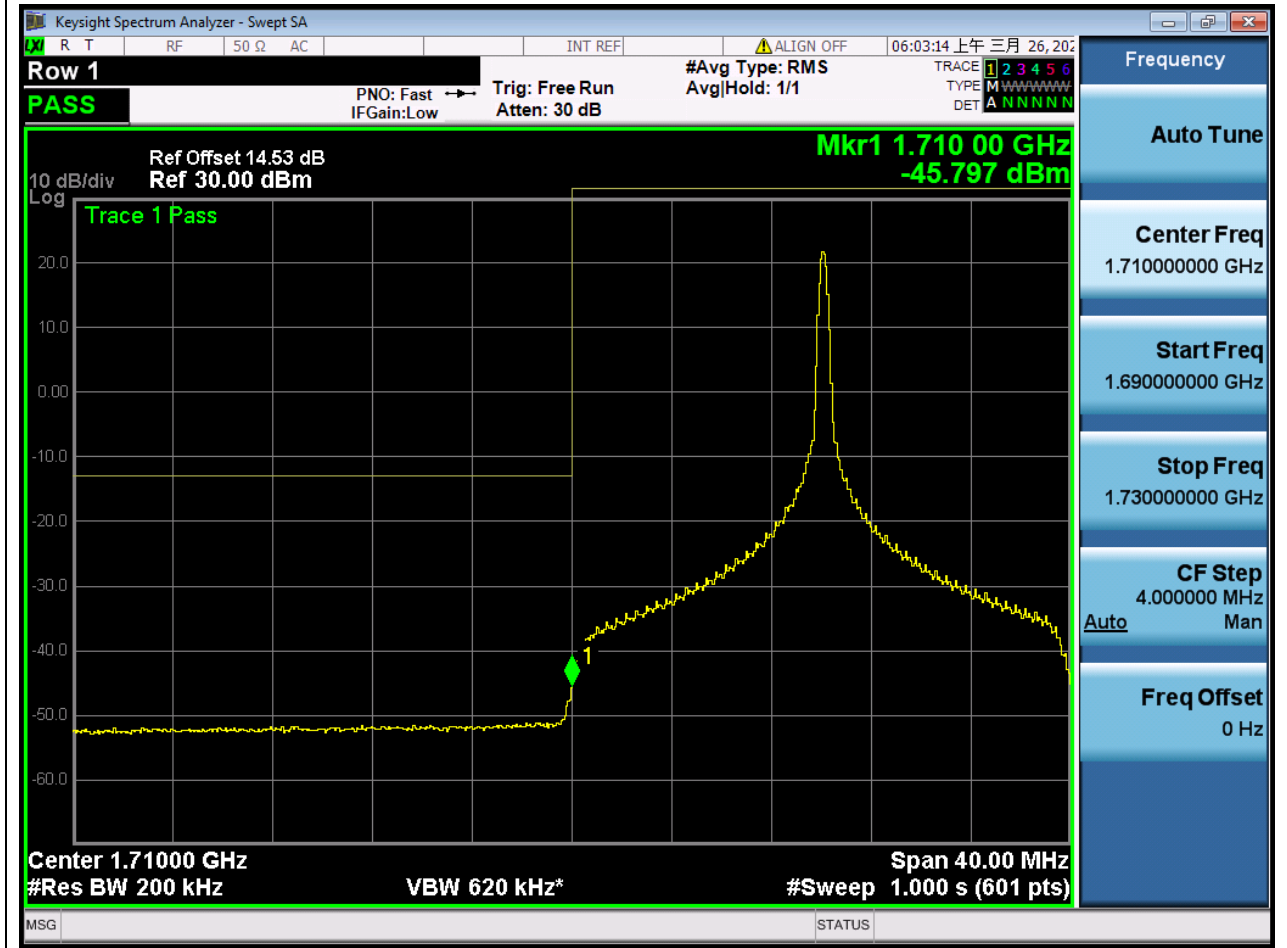
1.148. LTE Band Edge(NTNV)(Subtest:148, Channel:20050, Bandwidth:20, Modulation:Q16, RB Number: 1, RB Position:LOW)

Center Frequency (MHz)	Span (MHz)	RBW (MHz)	Detector	Frequency (MHz)	Power (dBm)	Verdict	Sweep Point
1710	40	0.2	RMS	1710	-24.81	Pass	601



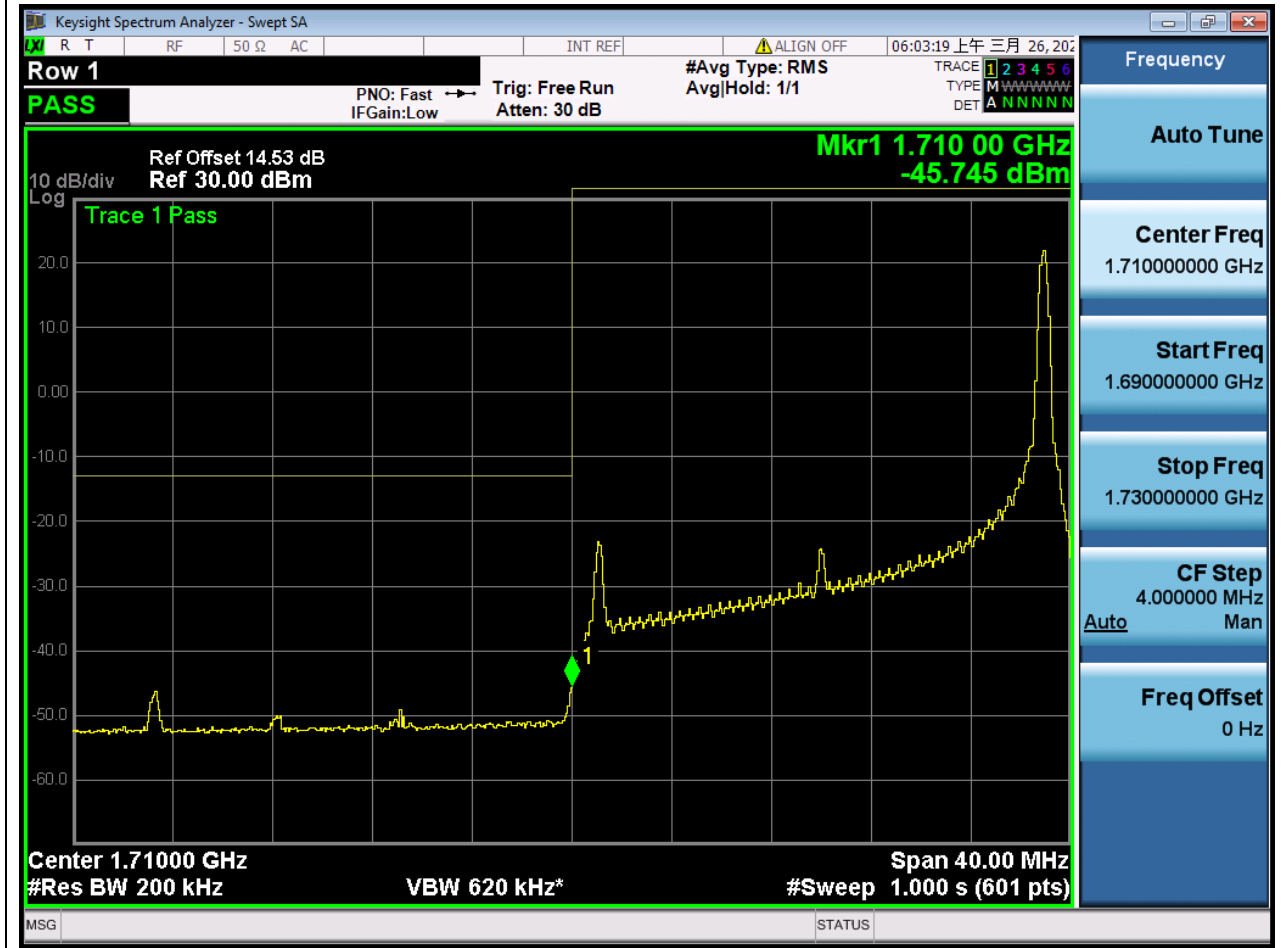
1.149. LTE Band Edge(NTNV)(Subtest:149, Channel:20050, Bandwidth:20, Modulation:Q16, RB Number: 1, RB Position:MID)

Center Frequency (MHz)	Span (MHz)	RBW (MHz)	Detector	Frequency (MHz)	Power (dBm)	Verdict	Sweep Point
1710	40	0.2	RMS	1710	-45.8	Pass	601



1.150. LTE Band Edge(NTNV)(Subtest:150, Channel:20050, Bandwidth:20, Modulation:Q16, RB Number: 1, RB Position:HIGH)

Center Frequency (MHz)	Span (MHz)	RBW (MHz)	Detector	Frequency (MHz)	Power (dBm)	Verdict	Sweep Point
1710	40	0.2	RMS	1710	-45.74	Pass	601



1.151. LTE Band Edge(NTNV)(Subtest:151, Channel:20050, Bandwidth:20, Modulation:Q16, RB Number: 50, RB Position:LOW)

Center Frequency (MHz)	Span (MHz)	RBW (MHz)	Detector	Frequency (MHz)	Power (dBm)	Verdict	Sweep Point
1710	40	0.2	RMS	1710	-34.13	Pass	601



1.152. LTE Band Edge(NTNV)(Subtest:152, Channel:20050, Bandwidth:20, Modulation:Q16, RB Number: 50, RB Position:MID)

Center Frequency (MHz)	Span (MHz)	RBW (MHz)	Detector	Frequency (MHz)	Power (dBm)	Verdict	Sweep Point
1710	40	0.2	RMS	1709.933	-37.98	Pass	601



1.153. LTE Band Edge(NTNV)(Subtest:153, Channel:20050, Bandwidth:20, Modulation:Q16, RB Number: 50, RB Position:HIGH)

Center Frequency (MHz)	Span (MHz)	RBW (MHz)	Detector	Frequency (MHz)	Power (dBm)	Verdict	Sweep Point
1710	40	0.2	RMS	1710	-42.92	Pass	601



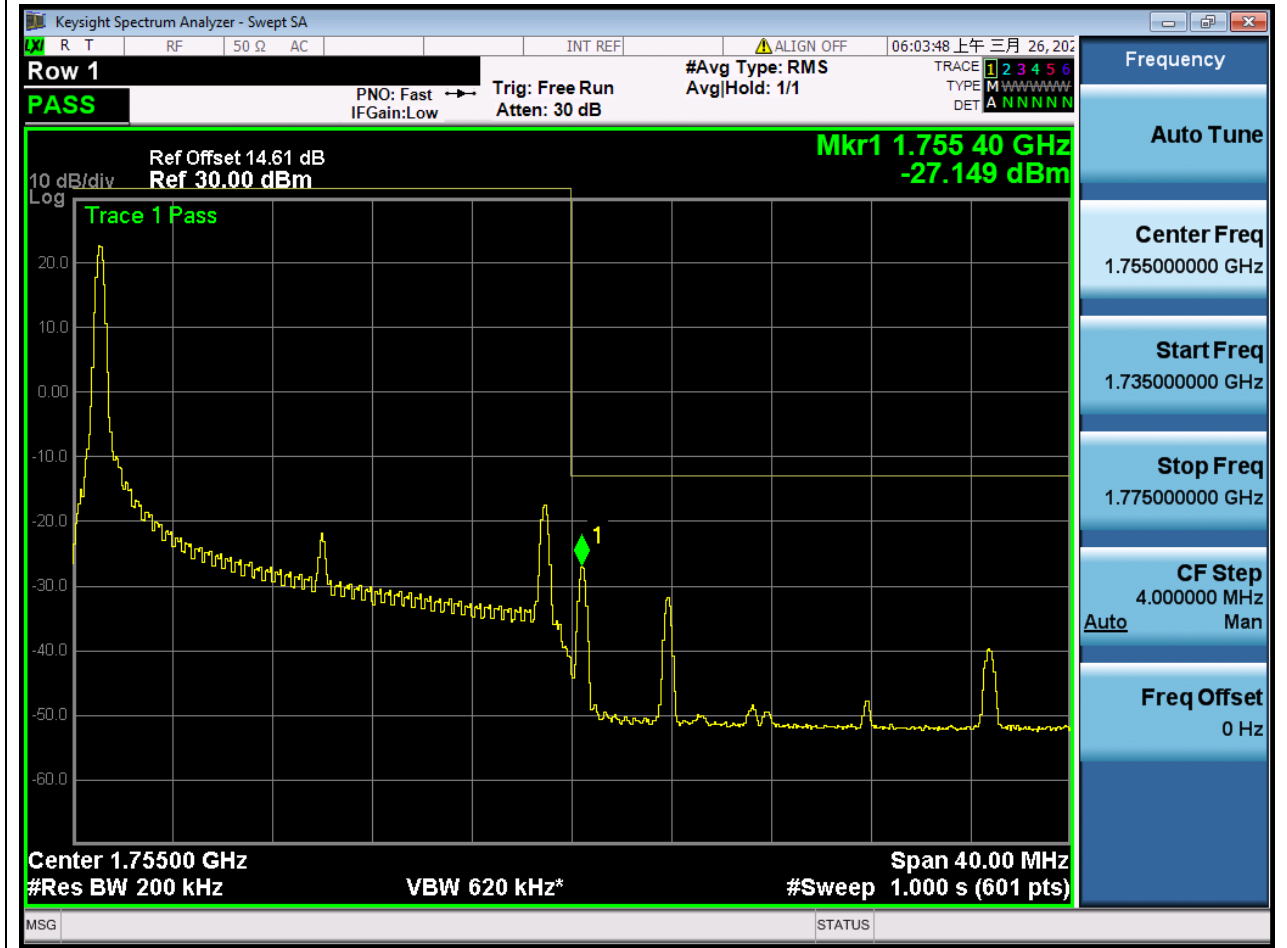
1.154. LTE Band Edge(NTNV)(Subtest:154, Channel:20050, Bandwidth:20, Modulation:Q16, RB Number: 100, RB Position:LOW)

Center Frequency (MHz)	Span (MHz)	RBW (MHz)	Detector	Frequency (MHz)	Power (dBm)	Verdict	Sweep Point
1710	40	0.2	RMS	1710	-36.04	Pass	601



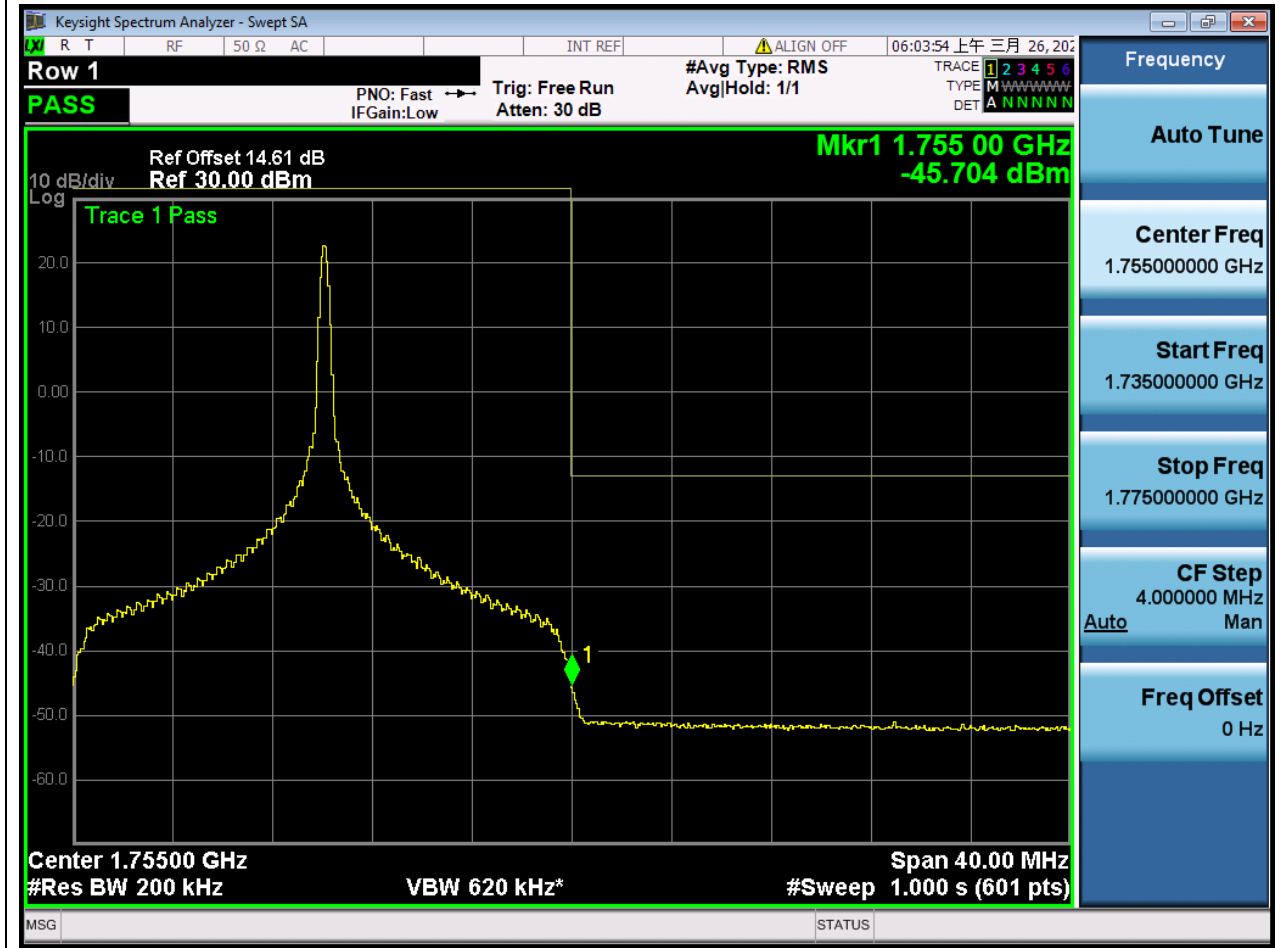
1.155. LTE Band Edge(NTNV)(Subtest:155, Channel:20300, Bandwidth:20, Modulation:QPSK, RB Number: 1, RB Position:LOW)

Center Frequency (MHz)	Span (MHz)	RBW (MHz)	Detector	Frequency (MHz)	Power (dBm)	Verdict	Sweep Point
1755	40	0.2	RMS	1755.4	-27.15	Pass	601



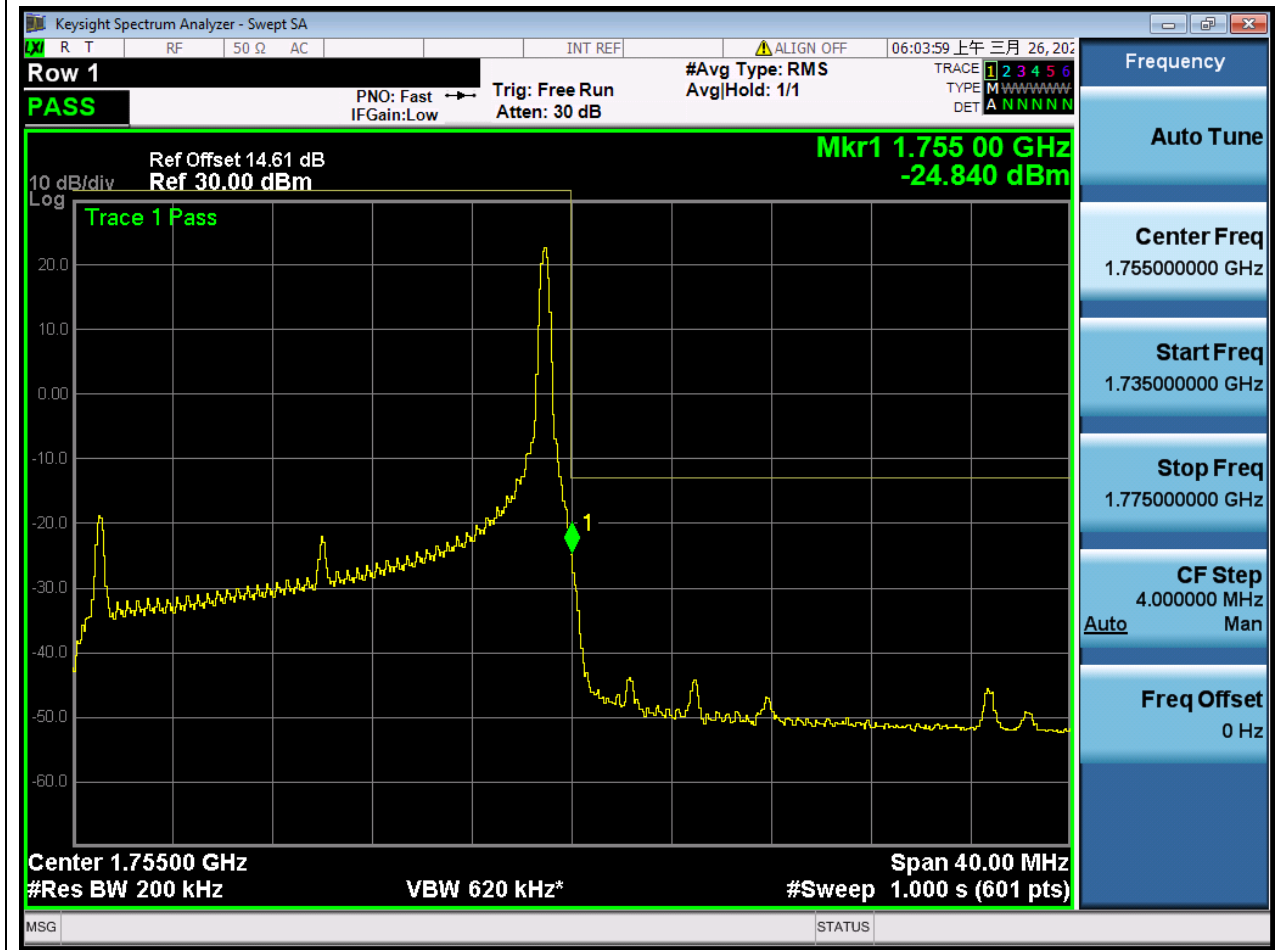
1.156. LTE Band Edge(NTNV)(Subtest:156, Channel:20300, Bandwidth:20, Modulation:QPSK, RB Number: 1, RB Position:MID)

Center Frequency (MHz)	Span (MHz)	RBW (MHz)	Detector	Frequency (MHz)	Power (dBm)	Verdict	Sweep Point
1755	40	0.2	RMS	1755	-45.7	Pass	601



1.157. LTE Band Edge(NTNV)(Subtest:157, Channel:20300, Bandwidth:20, Modulation:QPSK, RB Number: 1, RB Position:HIGH)

Center Frequency (MHz)	Span (MHz)	RBW (MHz)	Detector	Frequency (MHz)	Power (dBm)	Verdict	Sweep Point
1755	40	0.2	RMS	1755	-24.84	Pass	601



1.158. LTE Band Edge(NTNV)(Subtest:158, Channel:20300, Bandwidth:20, Modulation:QPSK, RB Number: 50, RB Position:LOW)

Center Frequency (MHz)	Span (MHz)	RBW (MHz)	Detector	Frequency (MHz)	Power (dBm)	Verdict	Sweep Point
1755	40	0.2	RMS	1755.467	-39.97	Pass	601



1.159. LTE Band Edge(NTNV)(Subtest:159, Channel:20300, Bandwidth:20, Modulation:QPSK, RB Number: 50, RB Position:MID)

Center Frequency (MHz)	Span (MHz)	RBW (MHz)	Detector	Frequency (MHz)	Power (dBm)	Verdict	Sweep Point
1755	40	0.2	RMS	1755	-37.76	Pass	601



1.160. LTE Band Edge(NTNV)(Subtest:160, Channel:20300, Bandwidth:20, Modulation:QPSK, RB Number: 50, RB Position:HIGH)

Center Frequency (MHz)	Span (MHz)	RBW (MHz)	Detector	Frequency (MHz)	Power (dBm)	Verdict	Sweep Point
1755	40	0.2	RMS	1755	-33.9	Pass	601



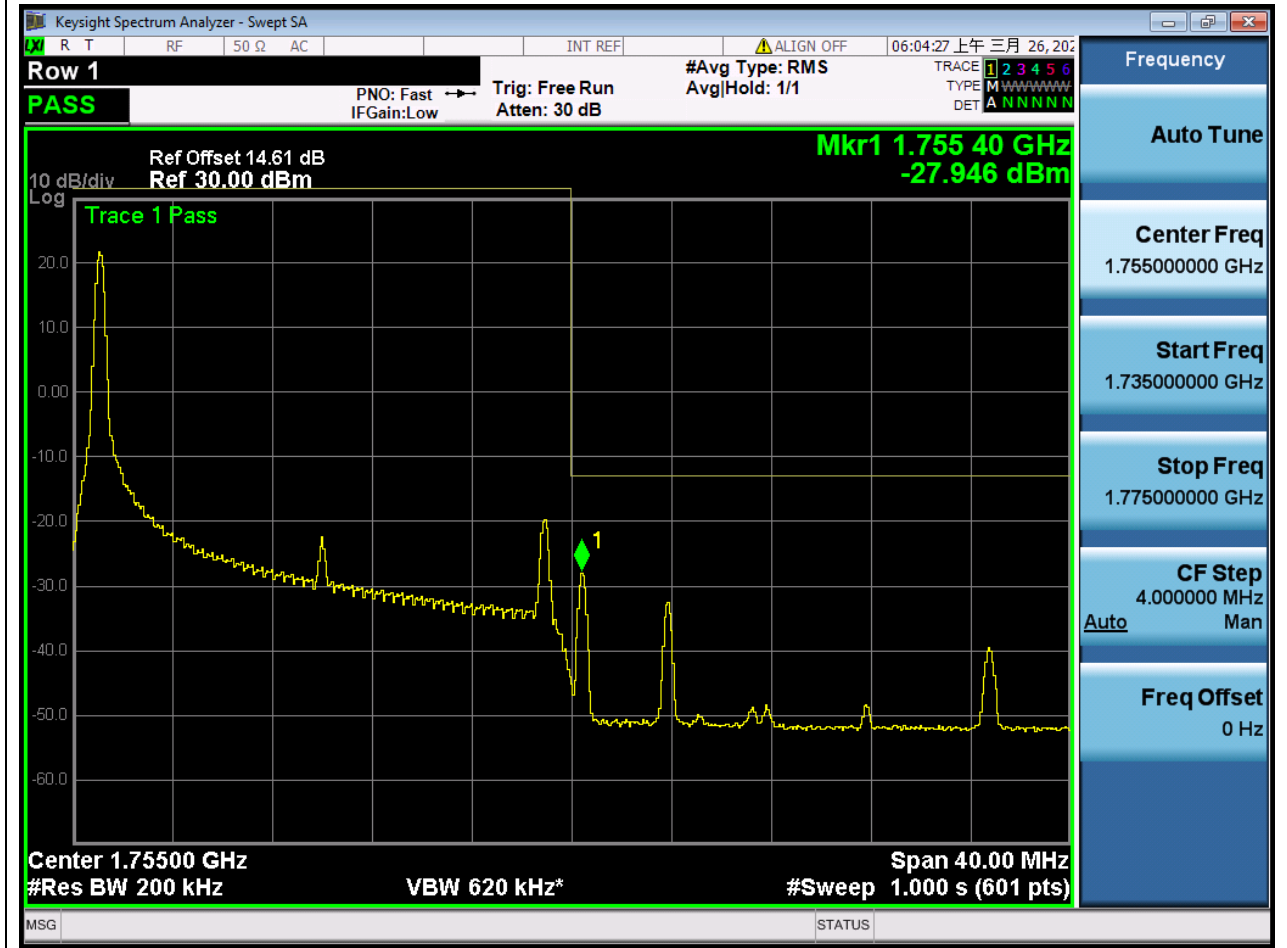
1.161. LTE Band Edge(NTNV)(Subtest:161, Channel:20300, Bandwidth:20, Modulation:QPSK, RB Number: 100, RB Position:LOW)

Center Frequency (MHz)	Span (MHz)	RBW (MHz)	Detector	Frequency (MHz)	Power (dBm)	Verdict	Sweep Point
1755	40	0.2	RMS	1755	-35.96	Pass	601



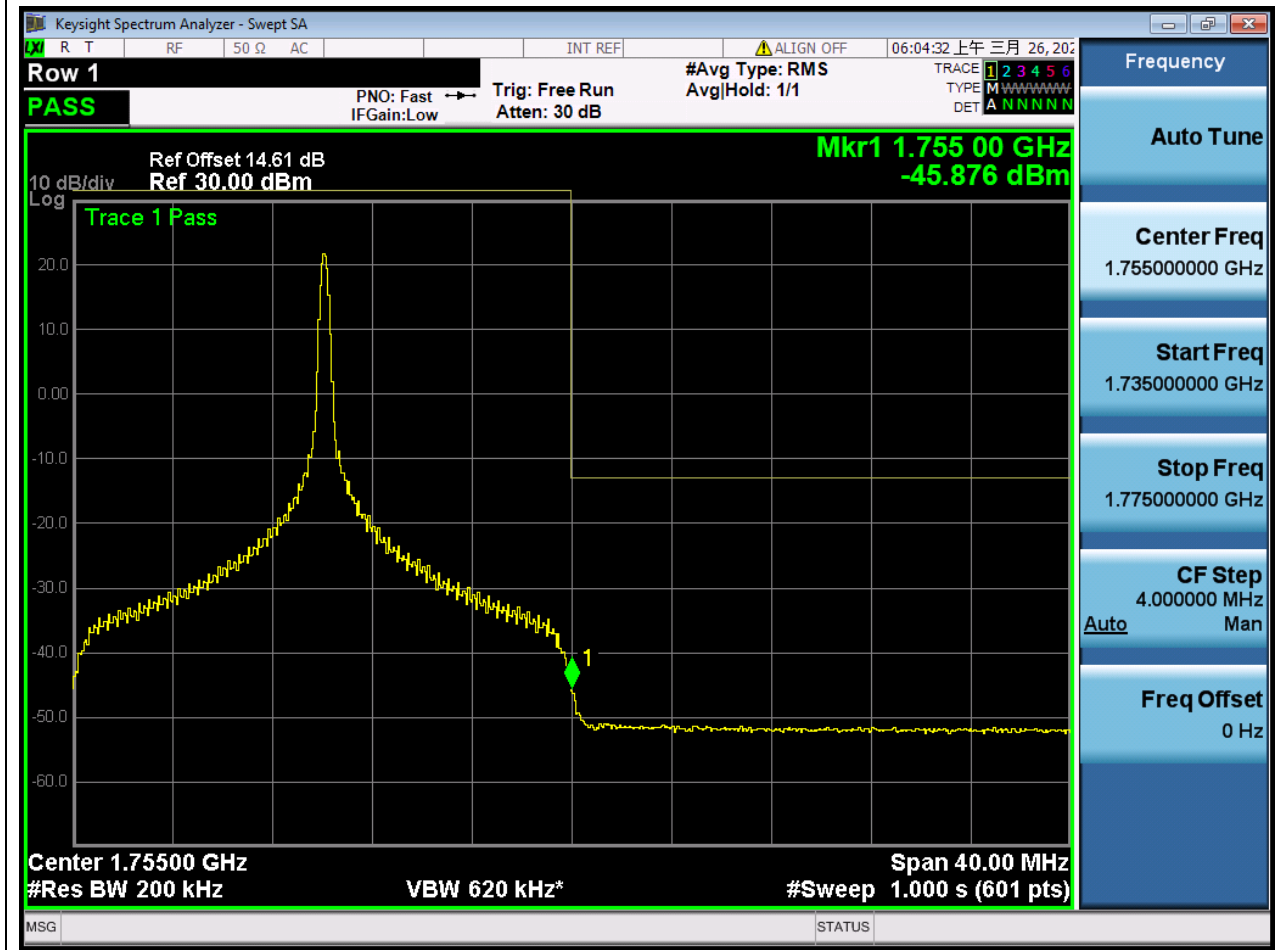
1.162. LTE Band Edge(NTNV)(Subtest:162, Channel:20300, Bandwidth:20, Modulation:Q16, RB Number: 1, RB Position:LOW)

Center Frequency (MHz)	Span (MHz)	RBW (MHz)	Detector	Frequency (MHz)	Power (dBm)	Verdict	Sweep Point
1755	40	0.2	RMS	1755.4	-27.95	Pass	601



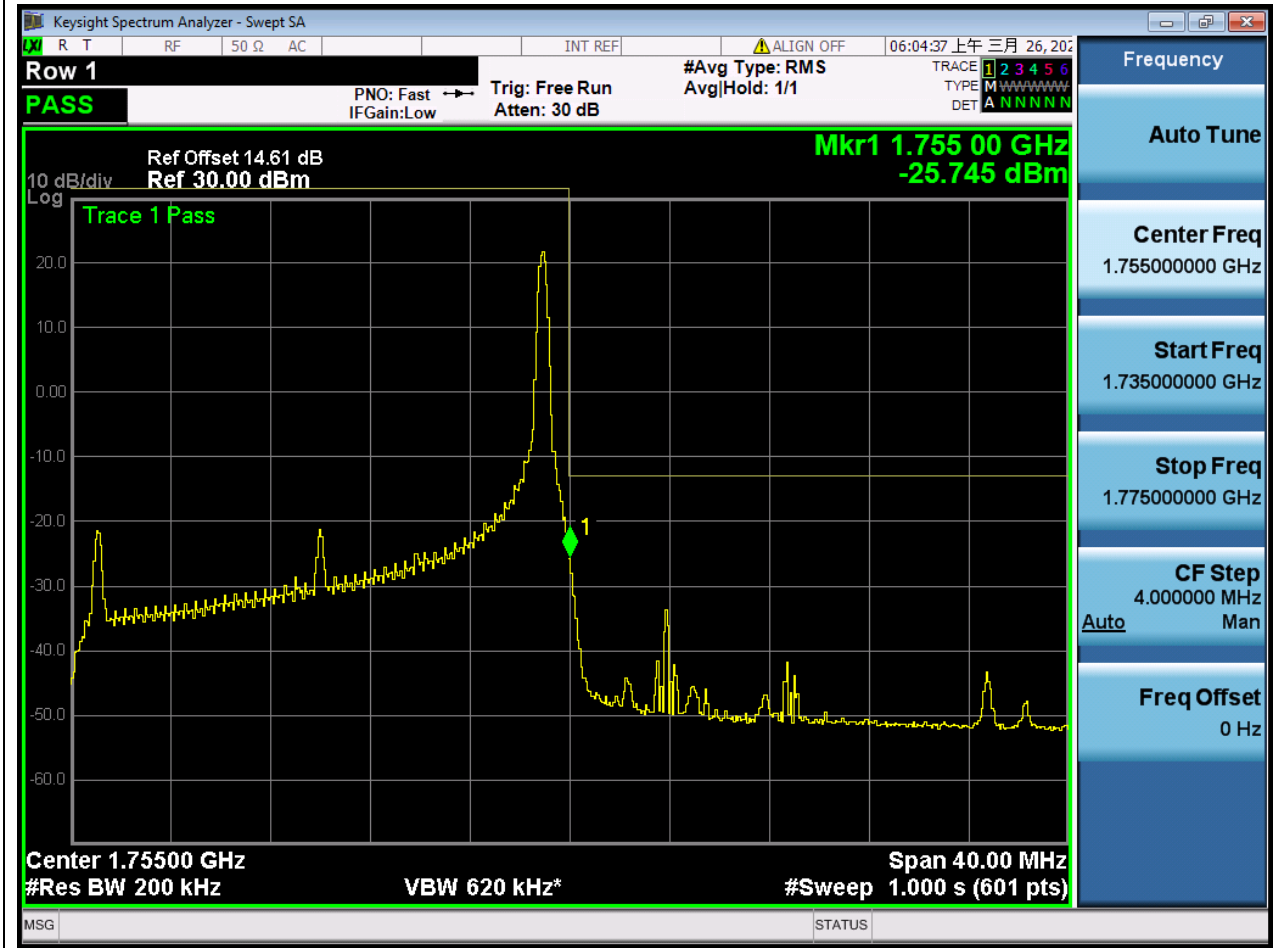
1.163. LTE Band Edge(NTNV)(Subtest:163, Channel:20300, Bandwidth:20, Modulation:Q16, RB Number: 1, RB Position:MID)

Center Frequency (MHz)	Span (MHz)	RBW (MHz)	Detector	Frequency (MHz)	Power (dBm)	Verdict	Sweep Point
1755	40	0.2	RMS	1755	-45.88	Pass	601



1.164. LTE Band Edge(NTNV)(Subtest:164, Channel:20300, Bandwidth:20, Modulation:Q16, RB Number: 1, RB Position:HIGH)

Center Frequency (MHz)	Span (MHz)	RBW (MHz)	Detector	Frequency (MHz)	Power (dBm)	Verdict	Sweep Point
1755	40	0.2	RMS	1755	-25.75	Pass	601



1.165. LTE Band Edge(NTNV)(Subtest:165, Channel:20300, Bandwidth:20, Modulation:Q16, RB Number: 50, RB Position:LOW)

Center Frequency (MHz)	Span (MHz)	RBW (MHz)	Detector	Frequency (MHz)	Power (dBm)	Verdict	Sweep Point
1755	40	0.2	RMS	1755.467	-41.5	Pass	601



1.166. LTE Band Edge(NTNV)(Subtest:166, Channel:20300, Bandwidth:20, Modulation:Q16, RB Number: 50, RB Position:MID)

Center Frequency (MHz)	Span (MHz)	RBW (MHz)	Detector	Frequency (MHz)	Power (dBm)	Verdict	Sweep Point
1755	40	0.2	RMS	1755.2	-39.47	Pass	601



1.167. LTE Band Edge(NTNV)(Subtest:167, Channel:20300, Bandwidth:20, Modulation:Q16, RB Number: 50, RB Position:HIGH)

Center Frequency (MHz)	Span (MHz)	RBW (MHz)	Detector	Frequency (MHz)	Power (dBm)	Verdict	Sweep Point
1755	40	0.2	RMS	1755	-34.18	Pass	601



1.168. LTE Band Edge(NTNV)(Subtest:168, Channel:20300, Bandwidth:20, Modulation:Q16, RB Number: 100, RB Position:LOW)

Center Frequency (MHz)	Span (MHz)	RBW (MHz)	Detector	Frequency (MHz)	Power (dBm)	Verdict	Sweep Point
1755	40	0.2	RMS	1755	-37.33	Pass	601



END