

Test Setup Photographs for the ML1.1

1. Radiated Emissions

1.1. Configuration – Vertical in standard operational position.




Photo 1

Radiated Emissions (continued)



Photo 2




Photo 3

2. Conducted Test Setup




Photo 1