


US Tech Test Report:  
FCC ID:  
IC:  
Test Report Number:  
Issue Date:  
Customer:  
Model:

FCC Part 15/ RSS 220 Class 2 Permissive Change  
2AEP2-THAWK1  
20168-THAWK1  
19-0056  
April 2, 2019  
Headsight Inc  
HT5200


---



**Figure 1. Front Side of PCB in Enclosure**

US Tech Test Report:  
FCC ID:  
IC:  
Test Report Number:  
Issue Date:  
Customer:  
Model:

FCC Part 15/ RSS 220 Class 2 Permissive Change  
2AEP2-THAWK1  
20168-THAWK1  
19-0056  
April 2, 2019  
Headsight Inc  
HT5200



**Figure 2. Back Side of PCB in Enclosure**

US Tech Test Report:  
FCC ID:  
IC:  
Test Report Number:  
Issue Date:  
Customer:  
Model:

FCC Part 15/ RSS 220 Class 2 Permissive Change  
2AEP2-THAWK1  
20168-THAWK1  
19-0056  
April 2, 2019  
Headsight Inc  
HT5200




**Figure 3. Front Side of PCB, Outside Enclosure**

US Tech Test Report:  
FCC ID:  
IC:  
Test Report Number:  
Issue Date:  
Customer:  
Model:

FCC Part 15/ RSS 220 Class 2 Permissive Change  
2AEP2-THAWK1  
20168-THAWK1  
19-0056  
April 2, 2019  
Headsight Inc  
HT5200

---




**Figure 4. Back Side of PCB, Outside Enclosure**

US Tech Test Report:  
FCC ID:  
IC:  
Test Report Number:  
Issue Date:  
Customer:  
Model:

FCC Part 15/ RSS 220 Class 2 Permissive Change  
2AEP2-THAWK1  
20168-THAWK1  
19-0056  
April 2, 2019  
Headsight Inc  
HT5200

---



**Figure 3. Bowtie Antenna**