

US Tech Test Report:  
FCC ID:  
Test Report Number:  
Issue Date:  
Customer:  
Model:

FCC Part 15 Certification/ RSS 220  
2AEP2-THAWK1  
17-0097  
June 13, 2017  
Headsight, Inc.  
HT5200


## Internal Photographs



Figure 1. Lid Removed

US Tech Test Report:  
FCC ID:  
Test Report Number:  
Issue Date:  
Customer:  
Model:

FCC Part 15 Certification/ RSS 220  
2AEP2-THAWK1  
17-0097  
June 13, 2017  
Headsight, Inc.  
HT5200




**Figure 2. Internal Components View 1**

US Tech Test Report:  
FCC ID:  
Test Report Number:  
Issue Date:  
Customer:  
Model:

FCC Part 15 Certification/ RSS 220  
2AEP2-THAWK1  
17-0097  
June 13, 2017  
Headsight, Inc.  
HT5200

---




**Figure 3. Internal Components View 2**

US Tech Test Report:  
FCC ID:  
Test Report Number:  
Issue Date:  
Customer:  
Model:

FCC Part 15 Certification/ RSS 220  
2AEP2-THAWK1  
17-0097  
June 13, 2017  
Headsight, Inc.  
HT5200

---



**Figure 4. Component Side of PCB**

US Tech Test Report:  
FCC ID:  
Test Report Number:  
Issue Date:  
Customer:  
Model:

FCC Part 15 Certification/ RSS 220  
2AEP2-THAWK1  
17-0097  
June 13, 2017  
Headsight, Inc.  
HT5200

---



**Figure 5. Solder Side of PCB**

US Tech Test Report:  
FCC ID:  
Test Report Number:  
Issue Date:  
Customer:  
Model:

FCC Part 15 Certification/ RSS 220  
2AEP2-THAWK1  
17-0097  
June 13, 2017  
Headsight, Inc.  
HT5200

---



**Figure 6. Antenna Side 1**

US Tech Test Report:  
FCC ID:  
Test Report Number:  
Issue Date:  
Customer:  
Model:

FCC Part 15 Certification/ RSS 220  
2AEP2-THAWK1  
17-0097  
June 13, 2017  
Headsight, Inc.  
HT5200

---



**Figure 7. Antenna Side 2**



**Figure 8. RF Module with Shield Removed**