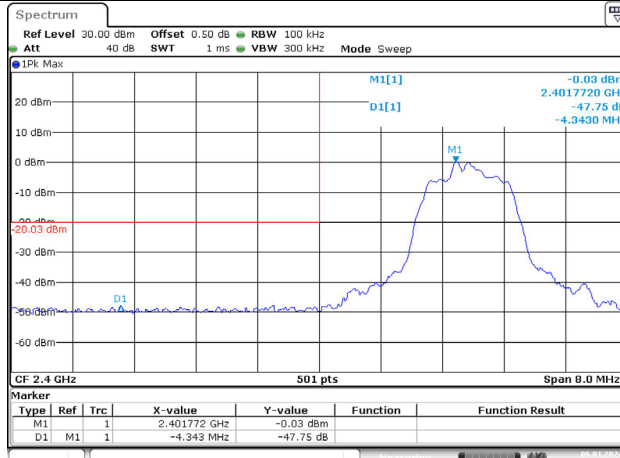


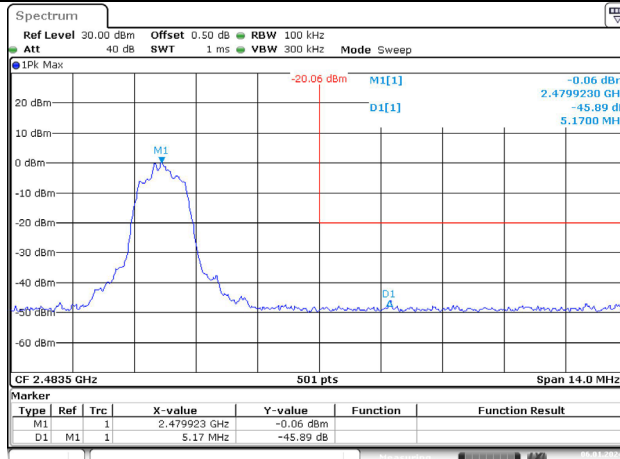
Band Edge, Single Channel

**EDR Mode
($\pi/4$ -DQPSK),
Left Side**



ProjectNo.:CR231170219 Tester:Jou Zhou
Date: 6.JAN.2024 16:13:53

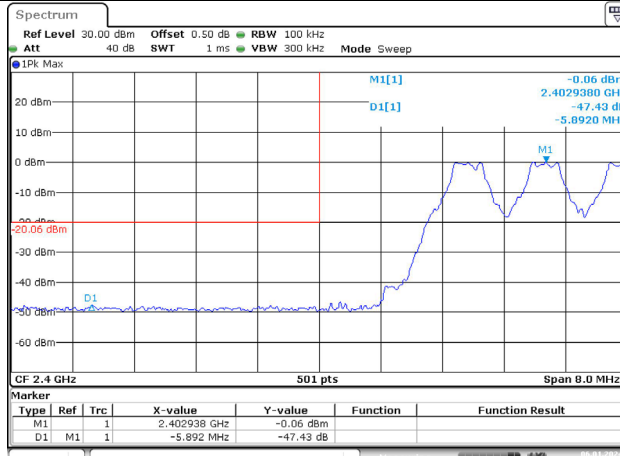
**EDR Mode
($\pi/4$ -DQPSK),
Right Side**



ProjectNo.:CR231170219 Tester:Jou Zhou
Date: 6.JAN.2024 16:17:29

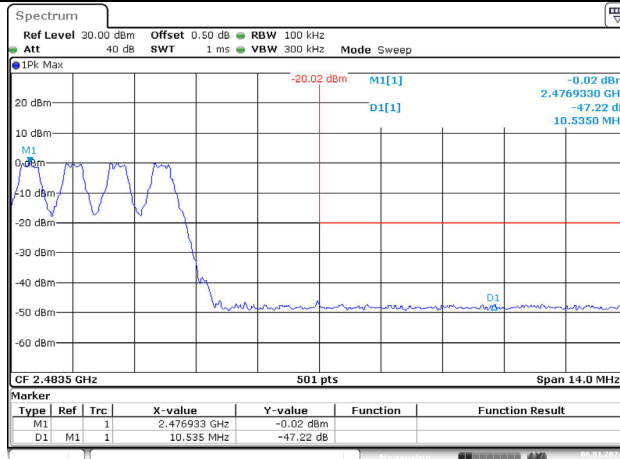
Band Edge, Hopping Channel

**BDR Mode
(GFSK),
Left Side**



ProjectNo.:CR231170219 Tester:Jou Zhou
Date: 6.JAN.2024 16:32:32

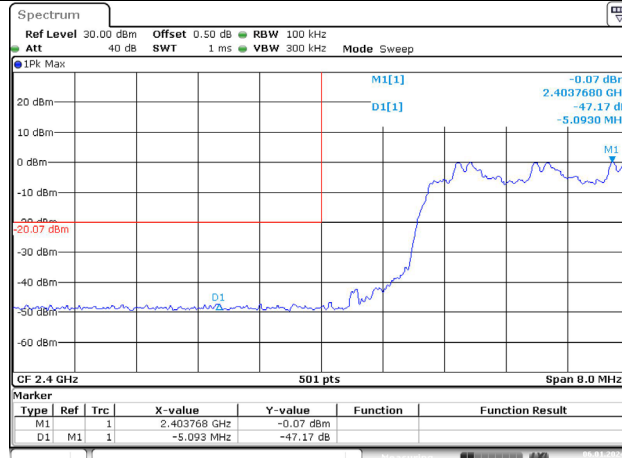
**BDR Mode
(GFSK),
Right Side**



ProjectNo.:CR231170219 Tester:Jou Zhou
Date: 6.JAN.2024 16:36:18

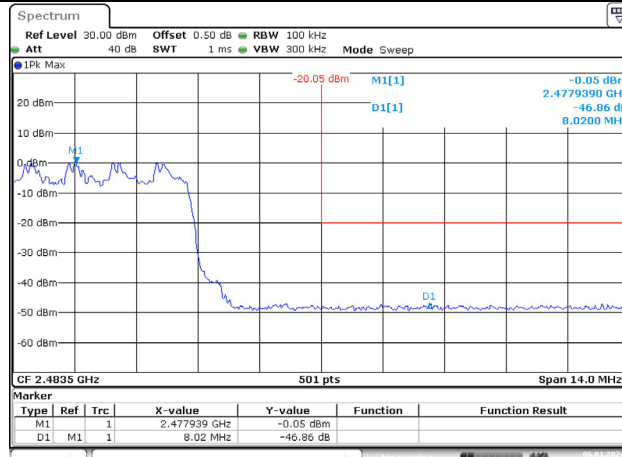
Band Edge, Hopping Channel

**EDR Mode
($\pi/4$ -DQPSK),
Left Side**



ProjectNo.:CR231170219 Tester:Jou Zhou
Date: 6.JAN.2024 16:41:43

**EDR Mode
($\pi/4$ -DQPSK),
Right Side**



ProjectNo.:CR231170219 Tester:Jou Zhou
Date: 6.JAN.2024 16:38:30

5. RF EXPOSURE EVALUATION

5.1 Applicable Standard

According to §15.247(i) and §1.1310, systems operating under the provisions of this section shall be operated in a manner that ensure that the public is not exposed to radio frequency energy level in excess of the Commission's guideline.

According to KDB447498 D01 General RF Exposure Guidance v06:

The 1-g and 10-g SAR test exclusion thresholds for 100 MHz to 6 GHz at test separation distances ≤ 50 mm are determined by:

$[(\text{max. power of channel, including tune-up tolerance, mW})/(\text{min. test separation distance, mm})] \cdot [\sqrt{f(\text{GHz})}] \leq 3.0$ for 1-g SAR and ≤ 7.5 for 10-g extremity SAR, where

- $f(\text{GHz})$ is the RF channel transmit frequency in GHz
- Power and distance are rounded to the nearest mW and mm before calculation
- The result is rounded to one decimal place for comparison
- 3.0 and 7.5 are referred to as the numeric thresholds in the step 2 below

The test exclusions are applicable only when the minimum test separation distance is ≤ 50 mm and for transmission frequencies between 100 MHz and 6 GHz. When the minimum test separation distance is < 5 mm, a distance of 5 mm according to 5) in section 4.1 is applied to determine SAR test exclusion.

5.2 Measurement Result

The max conducted power including tune-up tolerance is 1.0dBm (1.26mW).

$[(\text{max. power of channel, mW})/(\text{min. test separation distance, mm})][\sqrt{f(\text{GHz})}]$
 $= 1.26/5 \cdot (\sqrt{2.480}) = 0.4 < 3.0$

Result: Compliant. The stand-alone SAR evaluation is not necessary.

6. EUT PHOTOGRAPHS

Please refer to the attachment CR231170219-EXP EUT EXTERNAL PHOTOGRAPHS and CR231170219-INP EUT INTERNAL PHOTOGRAPHS

7. TEST SETUP PHOTOGRAPHS

Please refer to the attachment CR231170219-00B-TSP TEST SETUP PHOTOGRAPHS.

===== END OF REPORT =====