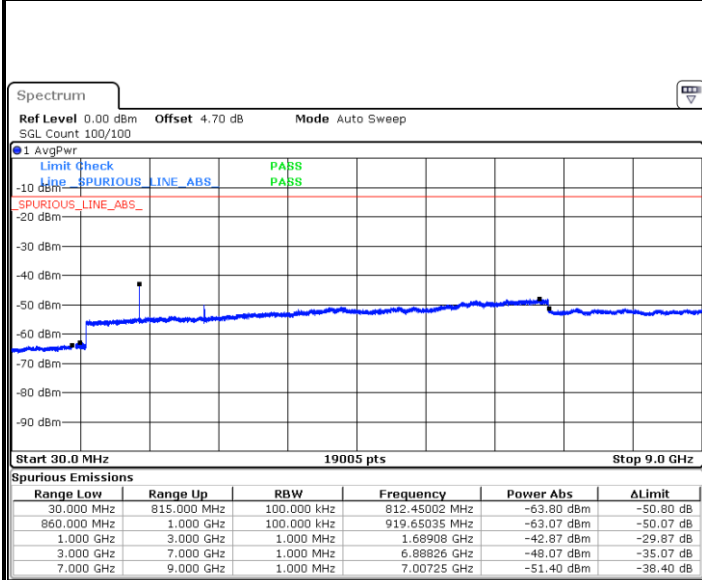




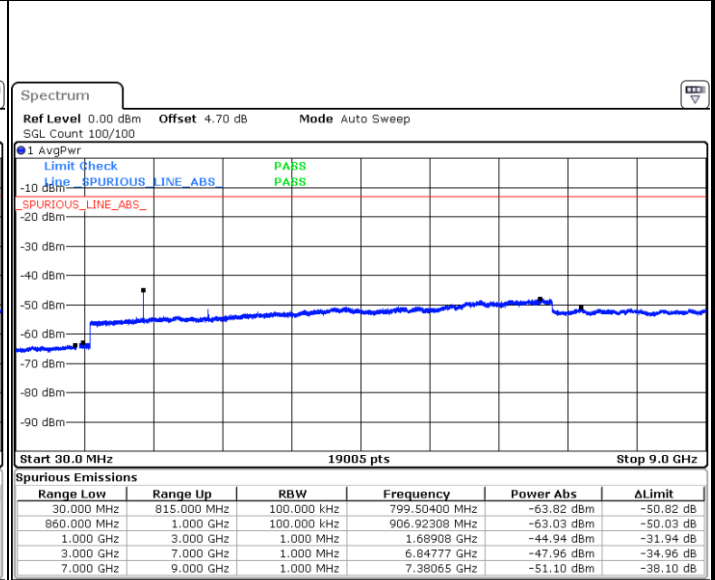
LTE Band 5 / 5MHz

Highest Channel / QPSK



Date: 14 AUG 2019 06:50:41

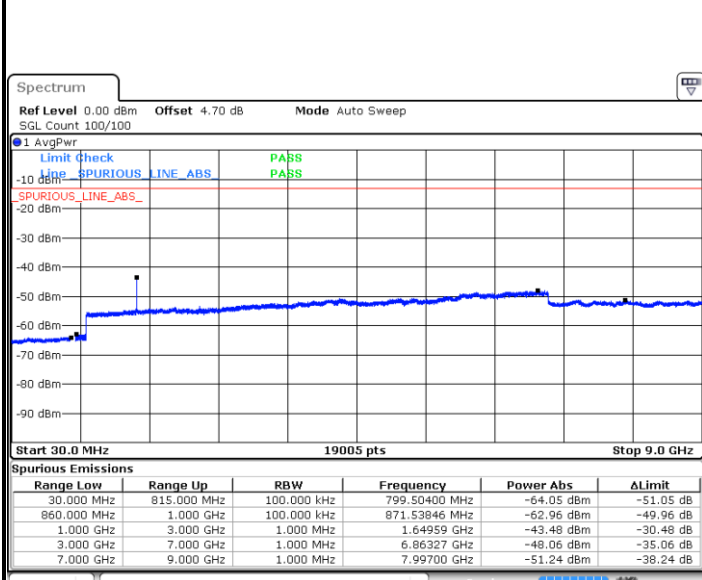
Highest Channel / 16QAM



Date: 14 AUG 2019 06:51:36

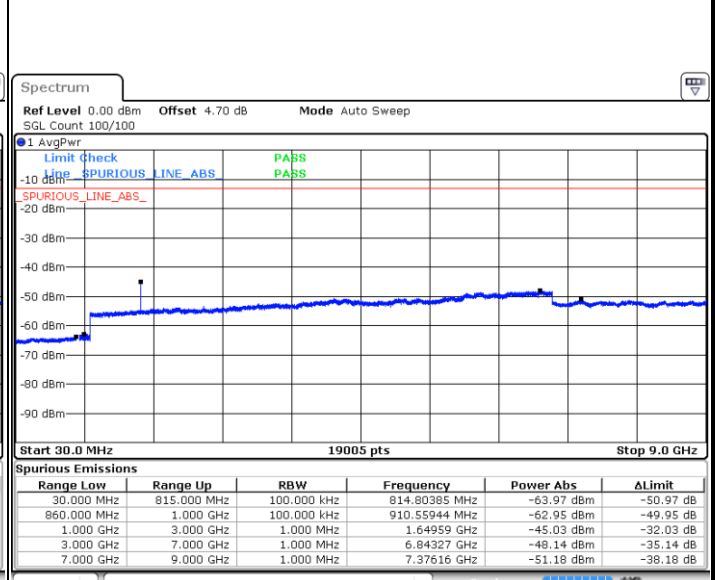
LTE Band 5 / 10MHz

Lowest Channel / QPSK



Date: 14 AUG 2019 06:53:18

Lowest Channel / 16QAM

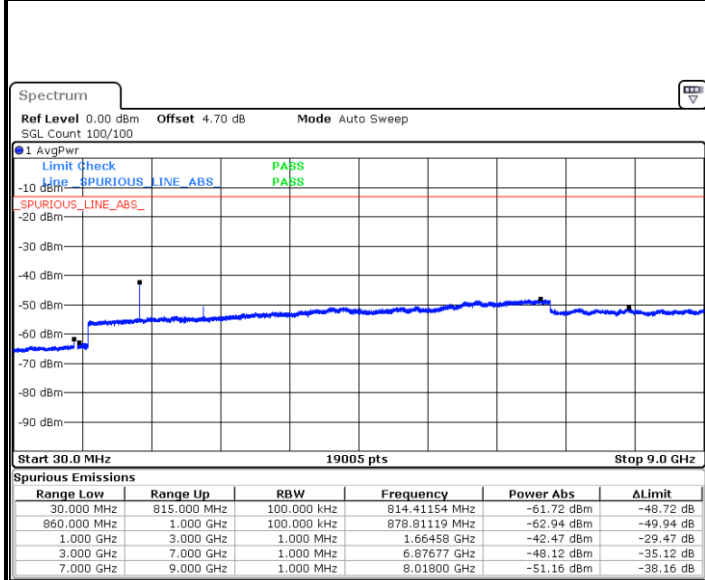


Date: 14 AUG 2019 06:54:12



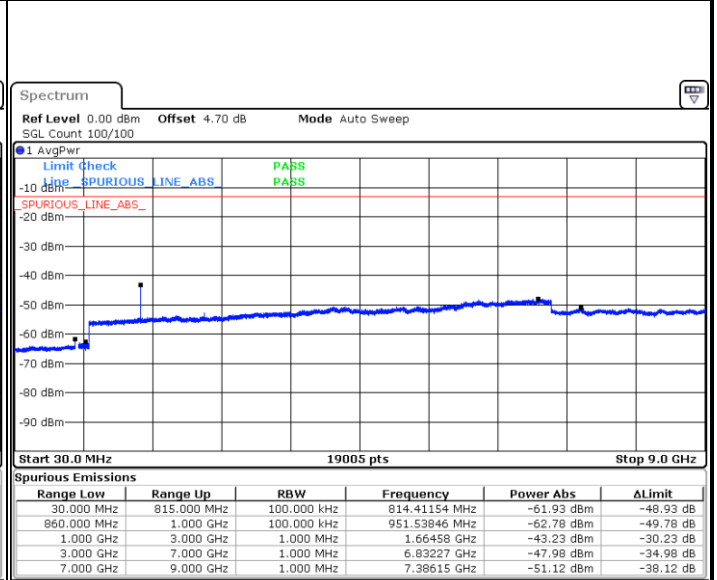
LTE Band 5 / 10MHz

Middle Channel / QPSK



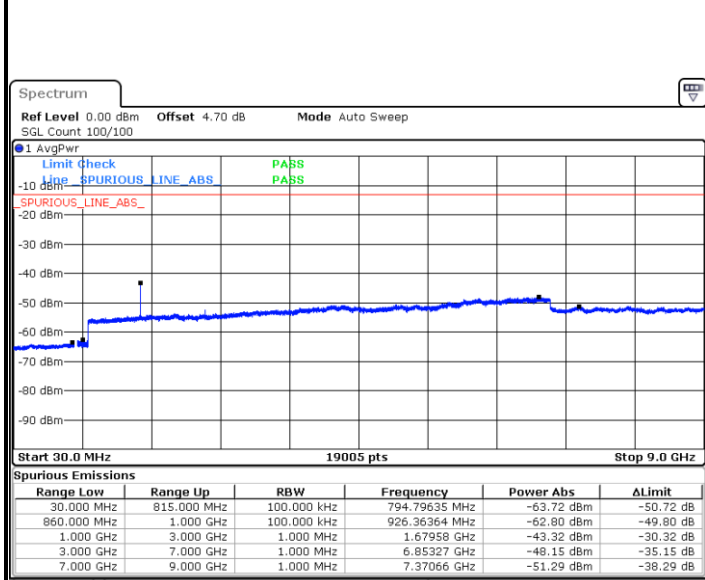
Date: 14 AUG 2019 06:56:35

Middle Channel / 16QAM



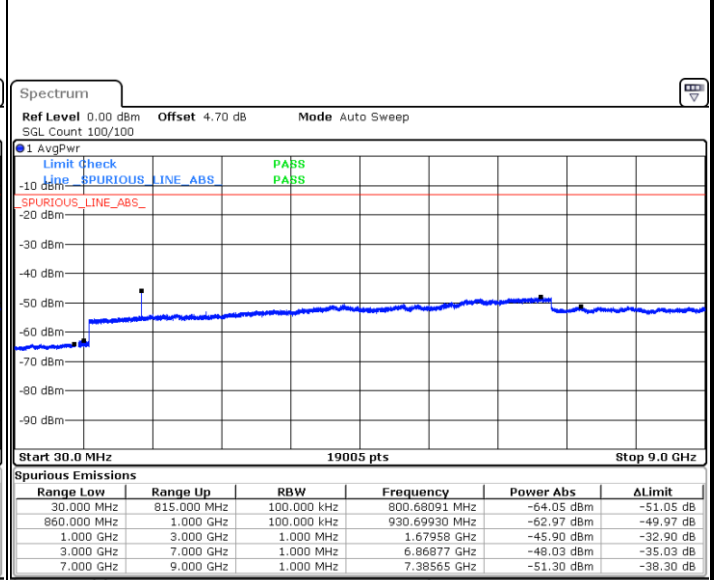
Date: 14 AUG 2019 06:57:30

Highest Channel / QPSK



Date: 14 AUG 2019 07:10:06

Highest Channel / 16QAM



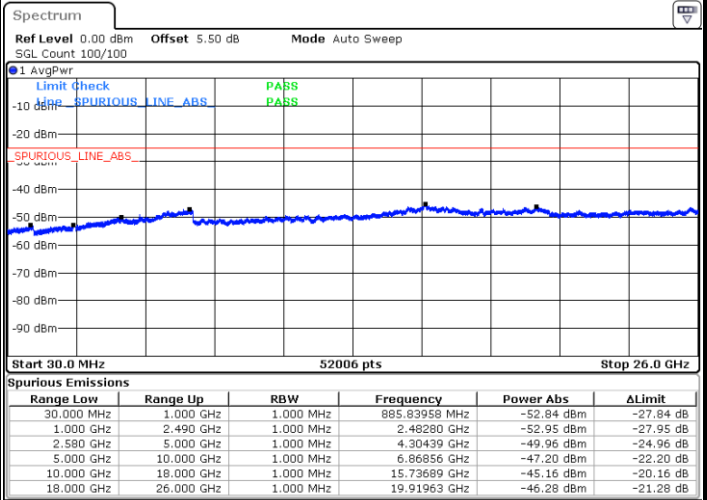
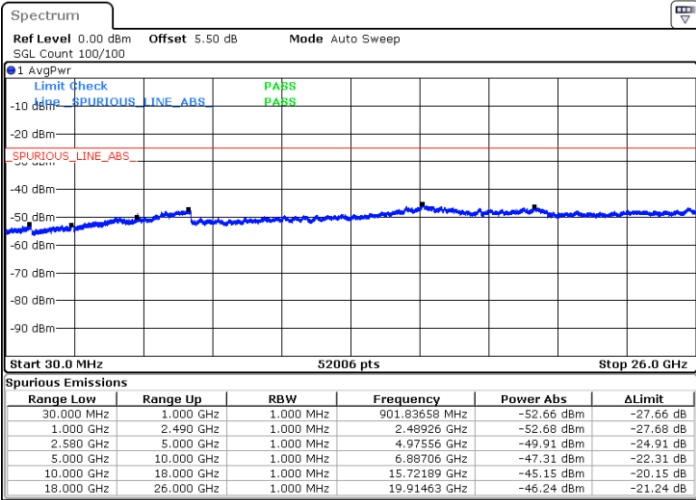
Date: 14 AUG 2019 07:11:01



LTE Band 7 / 5MHz

Lowest Channel / QPSK

Lowest Channel / 16QAM

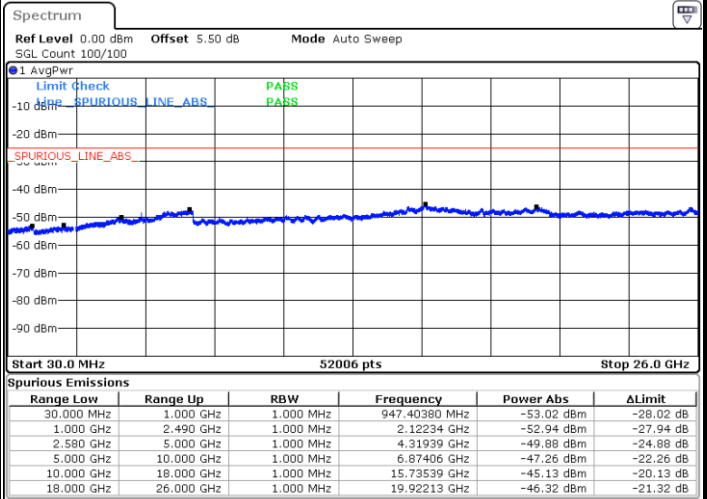
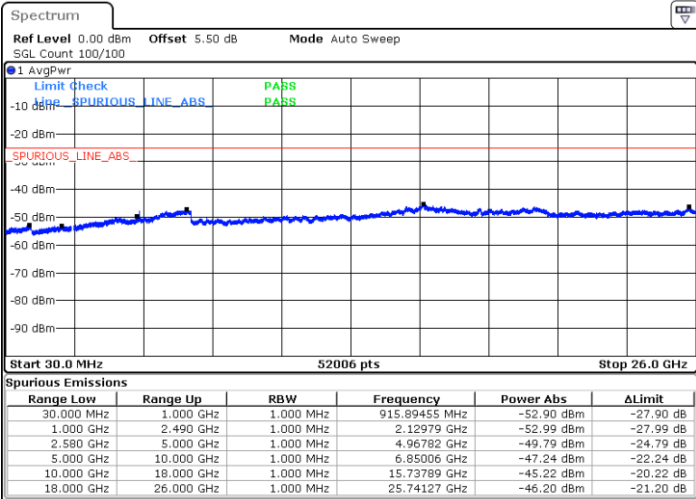


Date: 2 SEP.2019 01:35:24

Date: 2 SEP.2019 01:36:18

Middle Channel / QPSK

Middle Channel / 16QAM



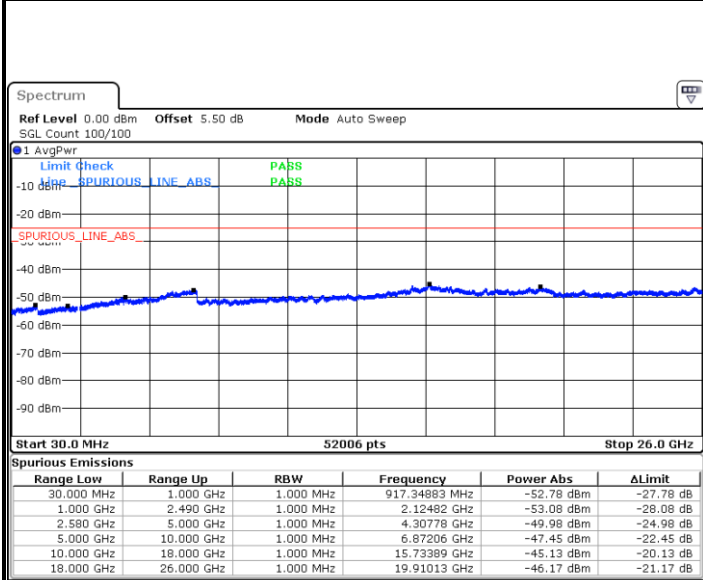
Date: 2 SEP.2019 01:38:06

Date: 2 SEP.2019 01:37:12



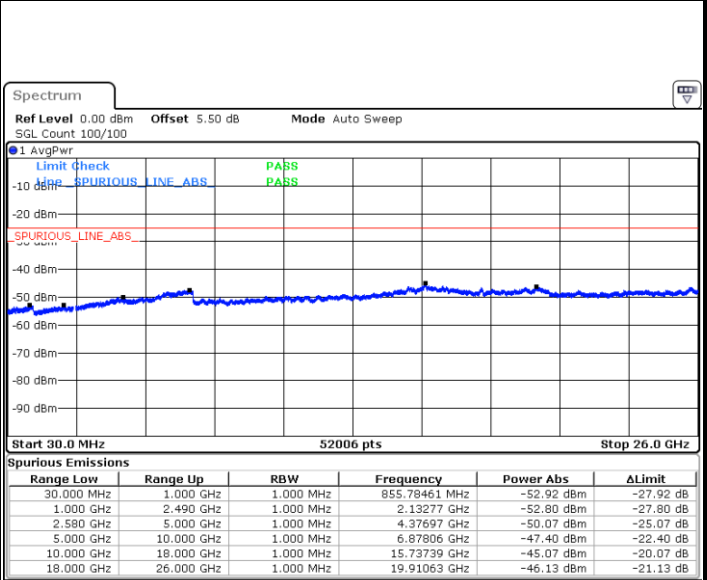
LTE Band 7 / 5MHz

Highest Channel / QPSK



Date: 2 SEP.2019 01:38:59

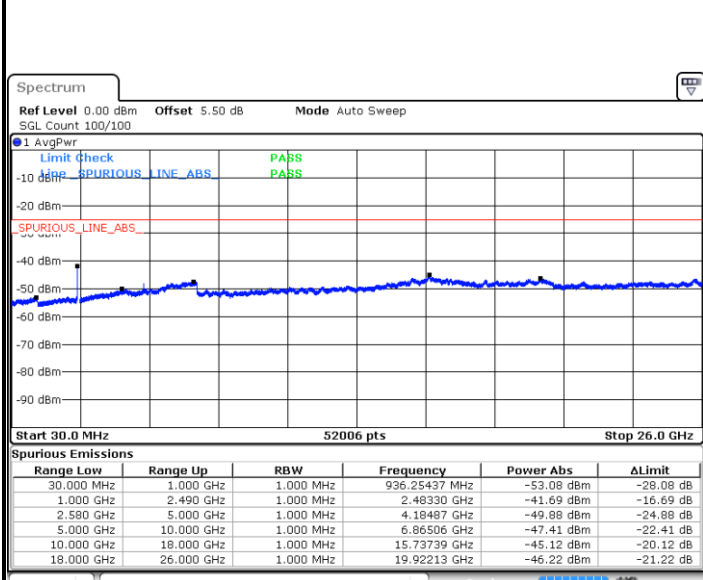
Highest Channel / 16QAM



Date: 2 SEP.2019 01:39:53

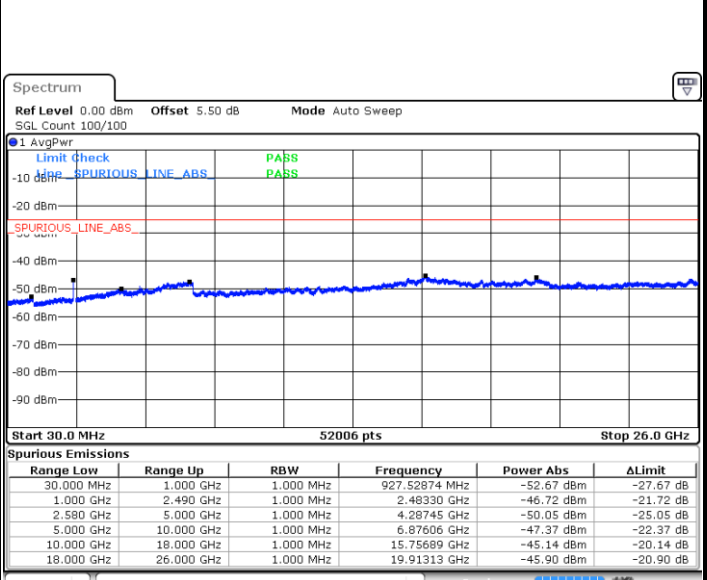
LTE Band 7 / 10MHz

Lowest Channel / QPSK



Date: 2 SEP.2019 02:47:07

Lowest Channel / 16QAM



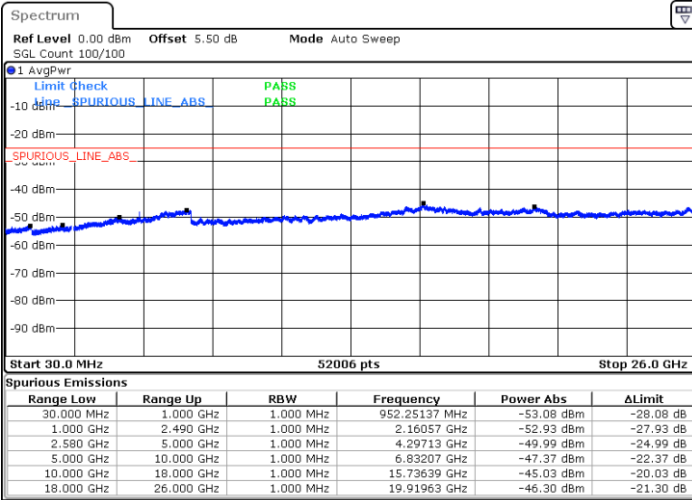
Date: 2 SEP.2019 02:51:18



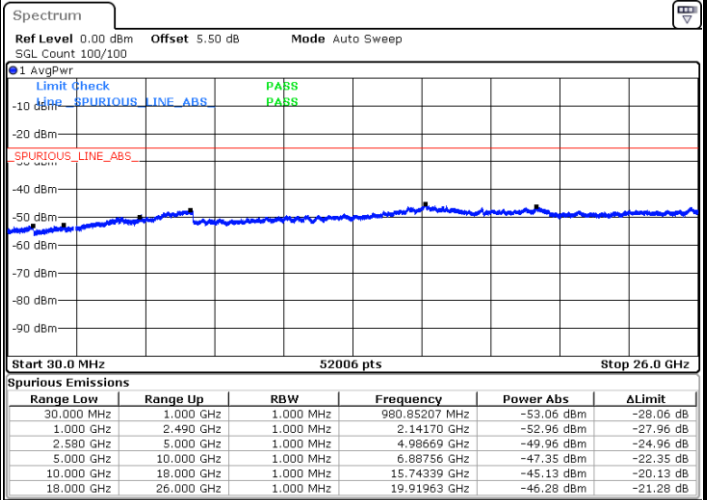
LTE Band 7 / 10MHz

Middle Channel / QPSK

Middle Channel / 16QAM



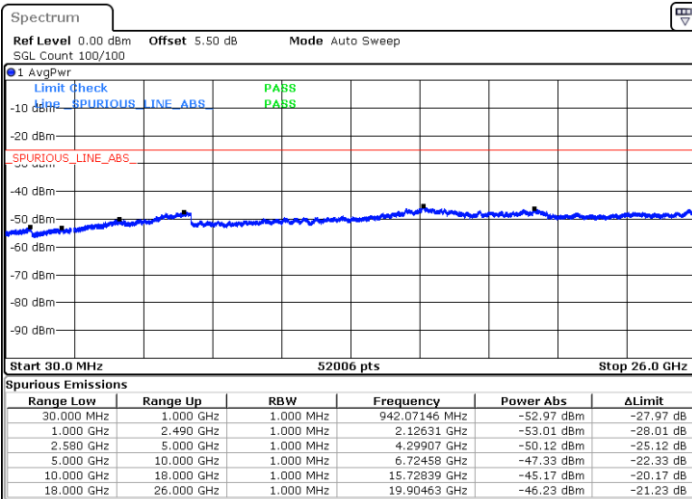
Date: 2.SEP.2019 02:48:03



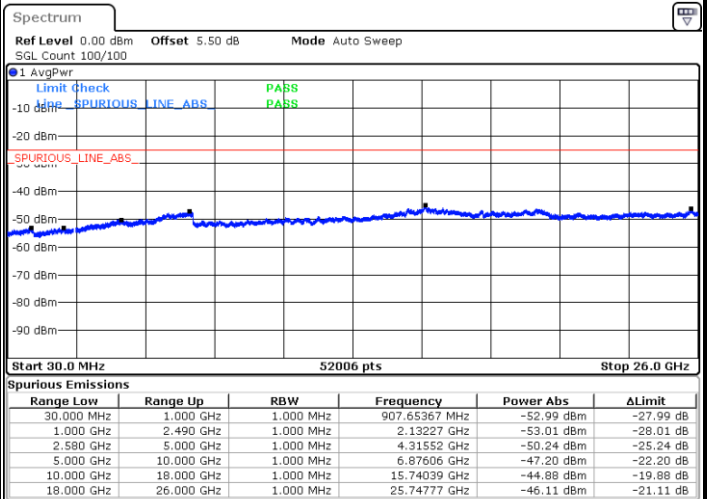
Date: 2.SEP.2019 02:50:29

Highest Channel / QPSK

Highest Channel / 16QAM



Date: 2.SEP.2019 02:48:51



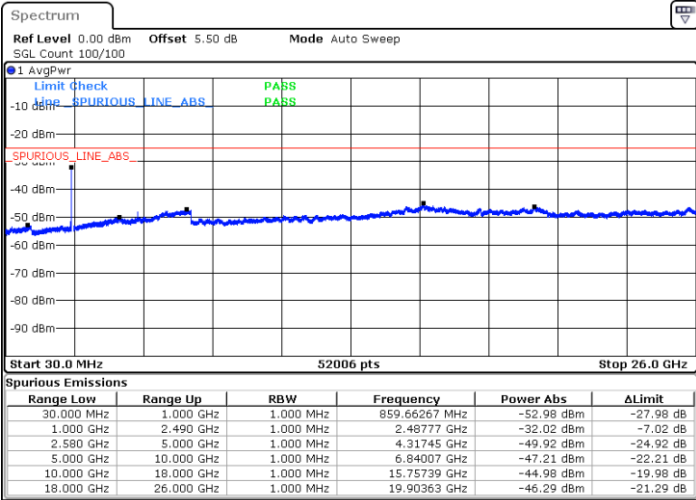
Date: 2.SEP.2019 02:49:42



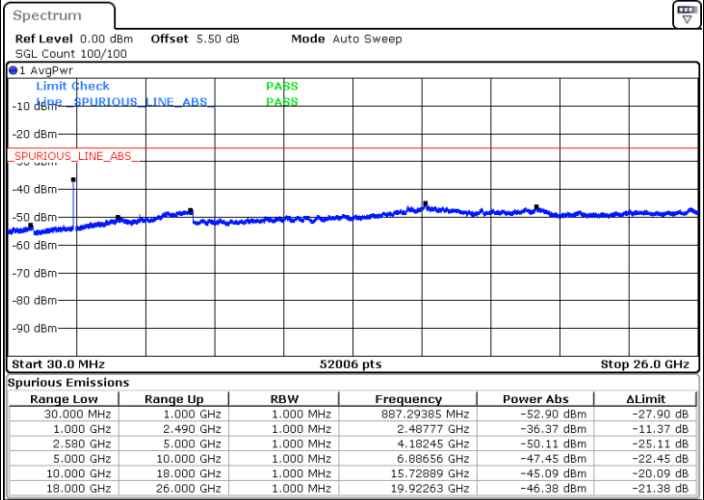
LTE Band 7 / 15MHz

Lowest Channel / QPSK

Lowest Channel / 16QAM



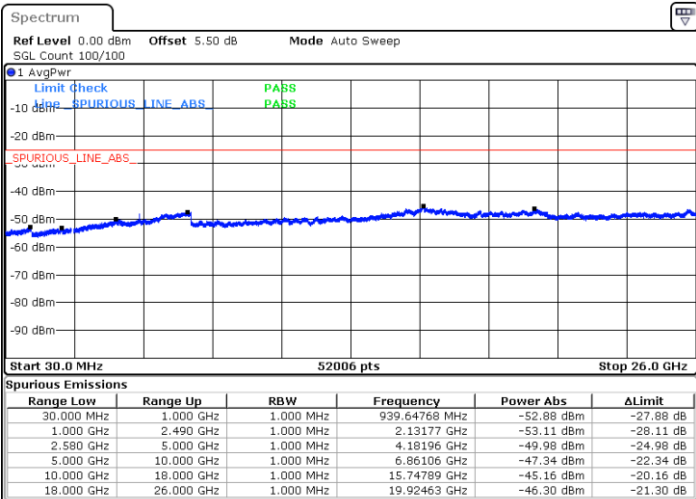
Date: 2 SEP.2019 02:53:31



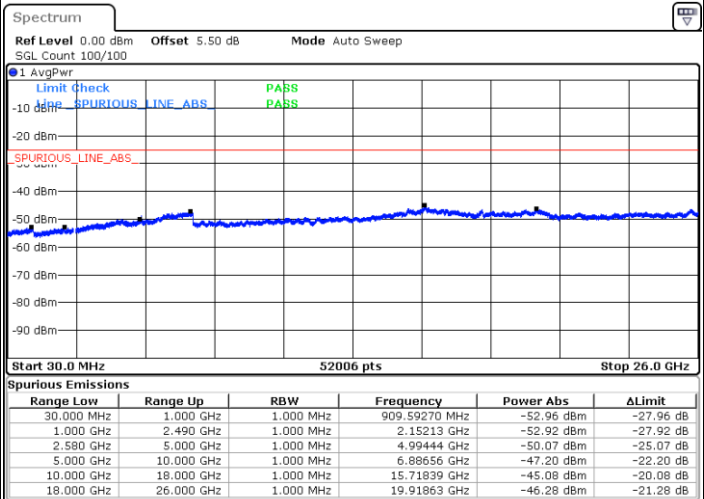
Date: 2 SEP.2019 03:00:37

Middle Channel / QPSK

Middle Channel / 16QAM



Date: 2 SEP.2019 02:55:30

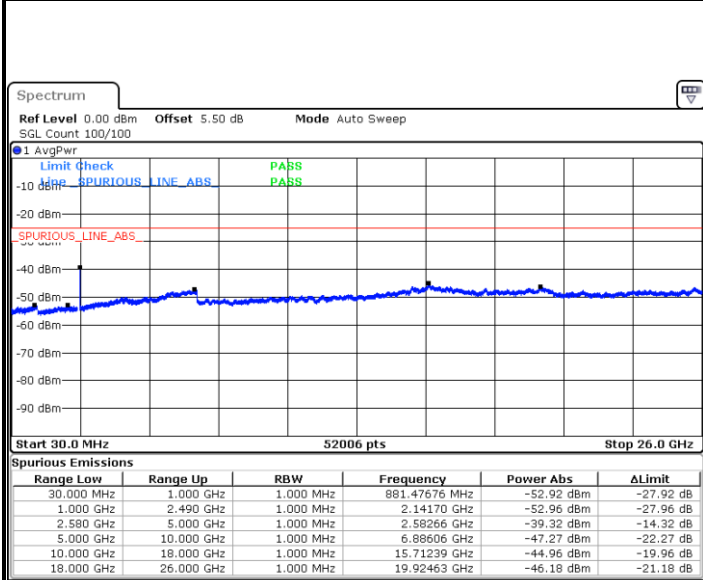


Date: 2 SEP.2019 03:01:46



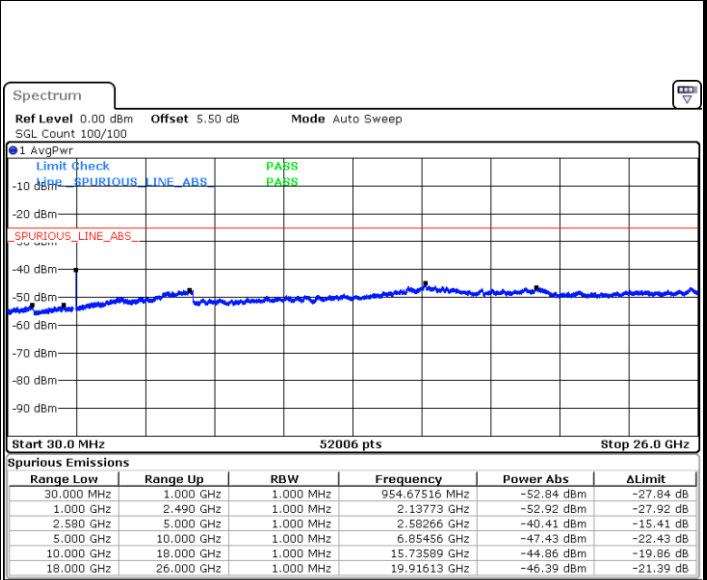
LTE Band7 / 15MHz

Highest Channel / QPSK



Date: 2 SEP. 2019 02:57:48

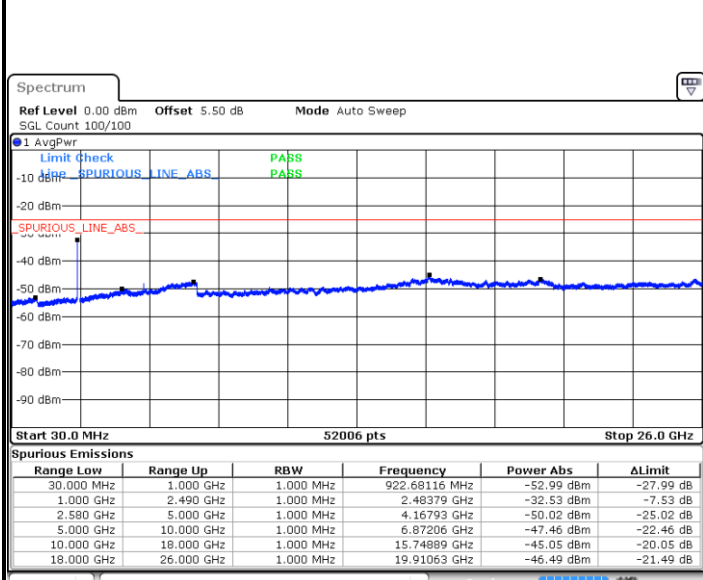
Highest Channel / 16QAM



Date: 2 SEP. 2019 03:04:34

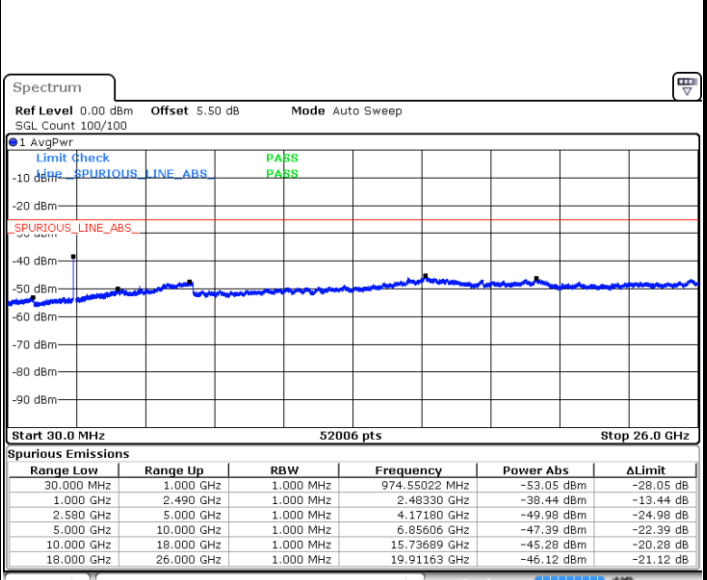
LTE Band 7 / 20MHz

Lowest Channel / QPSK



Date: 2 SEP. 2019 03:15:03

Lowest Channel / 16QAM



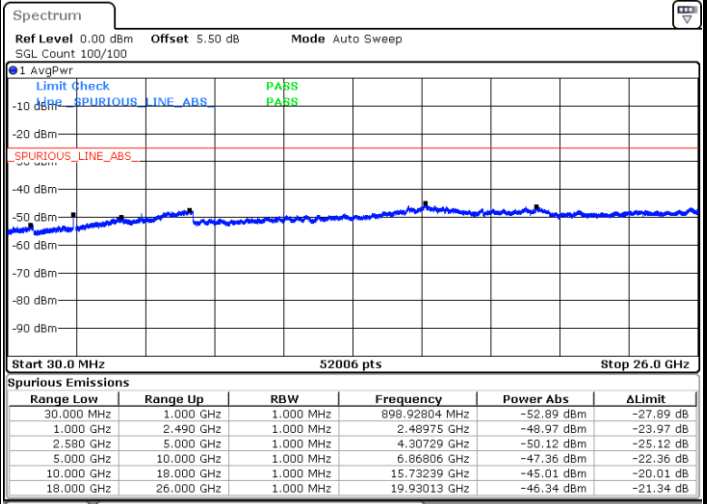
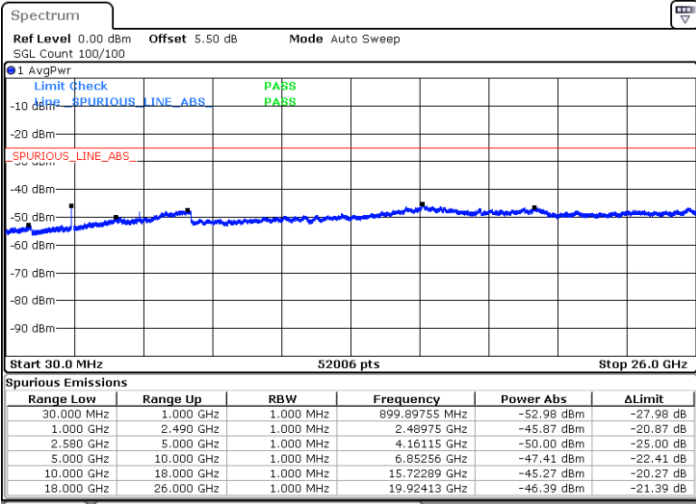
Date: 2 SEP. 2019 03:06:58



LTE Band 7 / 20MHz

Middle Channel / QPSK

Middle Channel / 16QAM

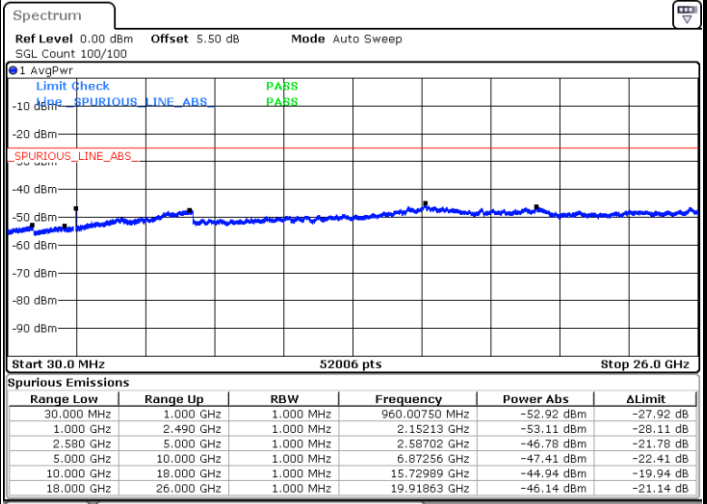
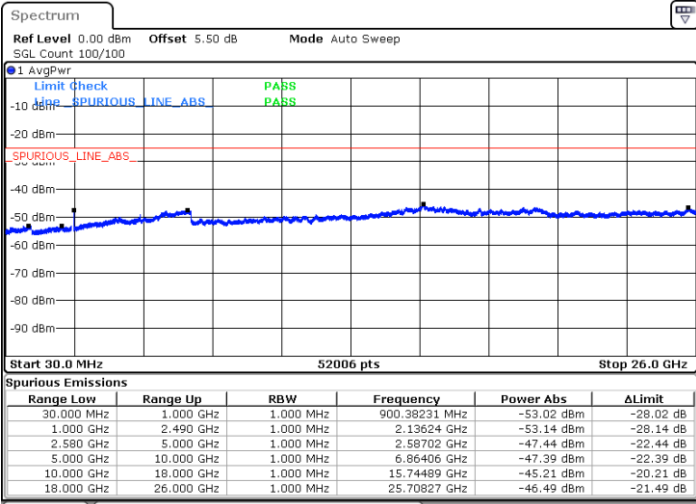


Date: 2 SEP.2019 03:15:56

Date: 2 SEP.2019 03:07:50

Highest Channel / QPSK

Highest Channel / 16QAM



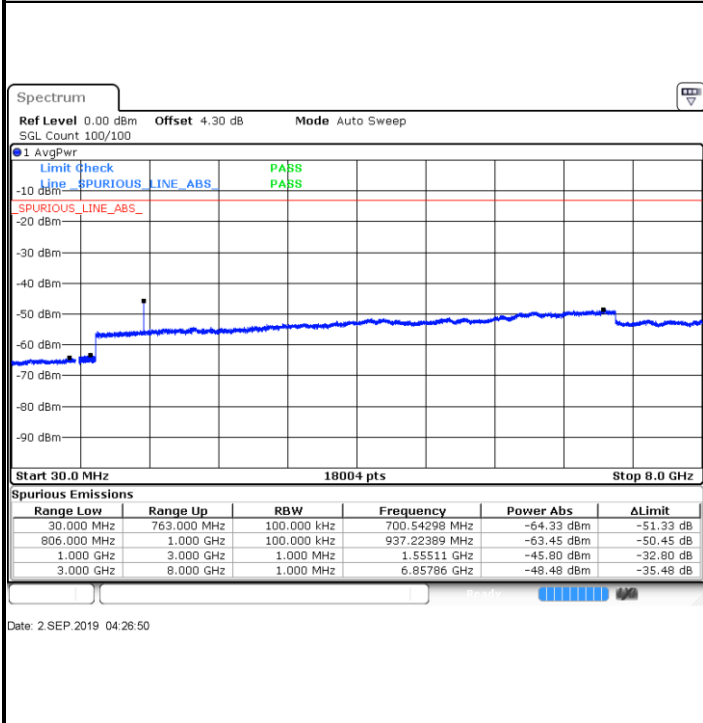
Date: 2 SEP.2019 03:18:53

Date: 2 SEP.2019 03:10:23

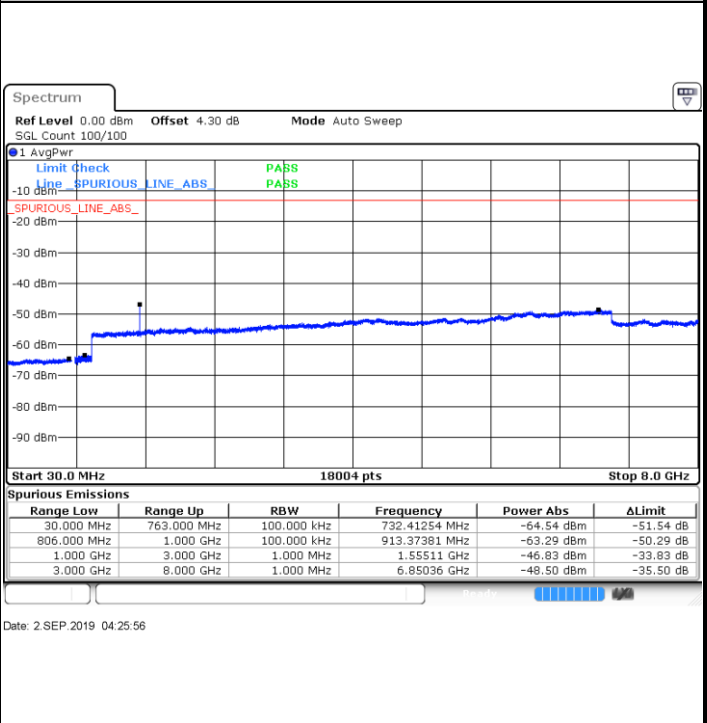


LTE Band 13 / 5MHz

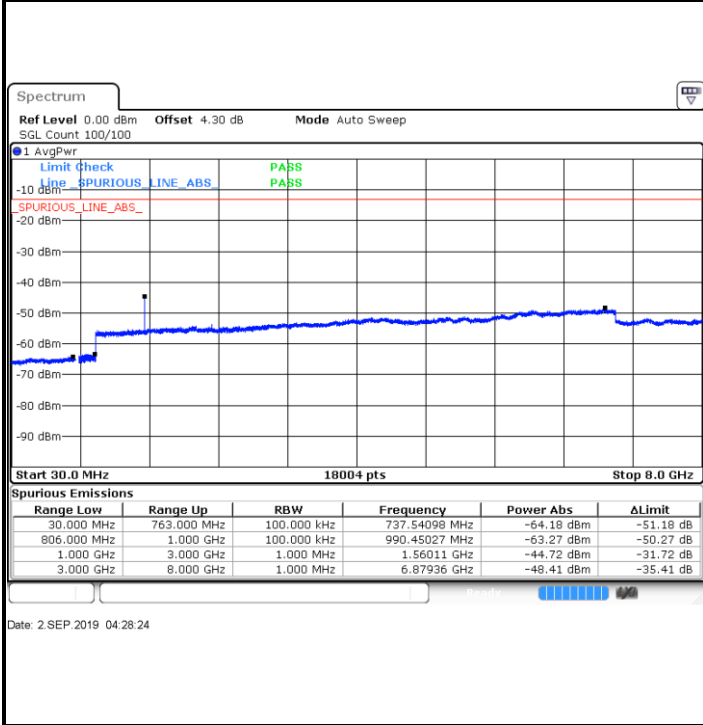
Lowest Channel / QPSK



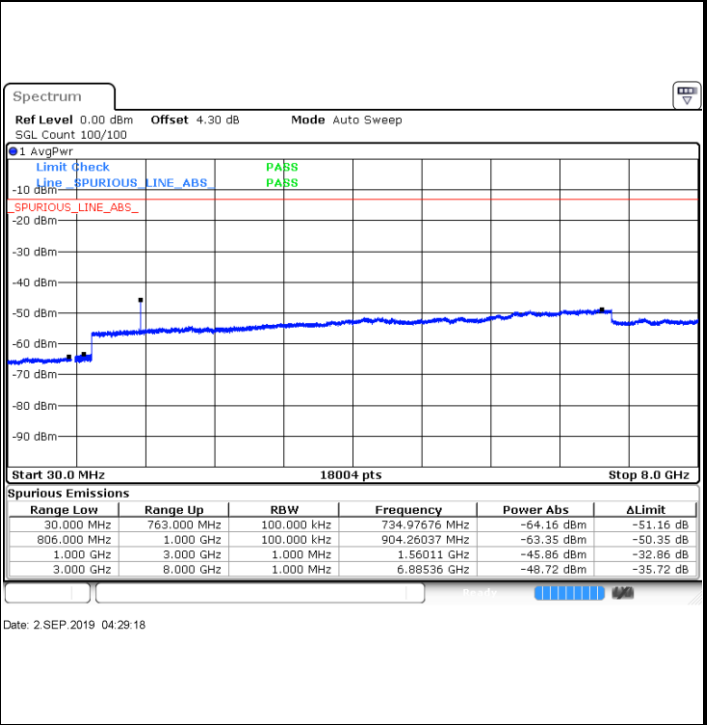
Lowest Channel / 16QAM



Middle Channel / QPSK



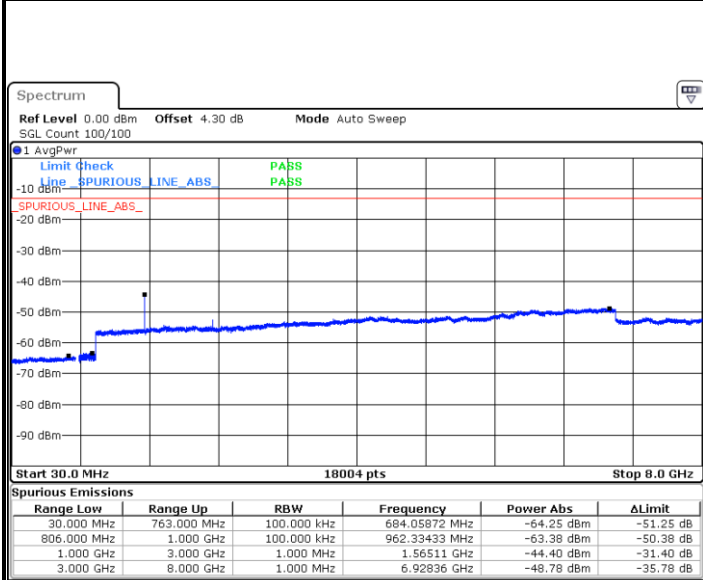
Middle Channel / 16QAM





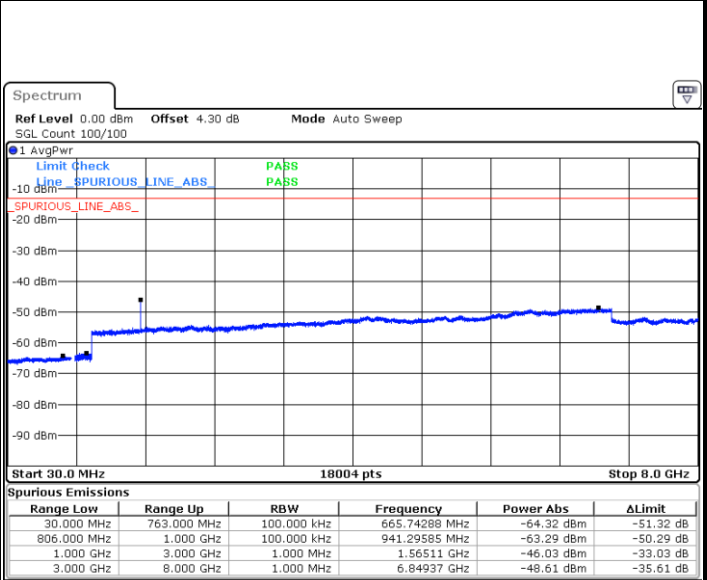
LTE Band 13 / 5MHz

Highest Channel / QPSK



Date: 2.SEP.2019 04:38:18

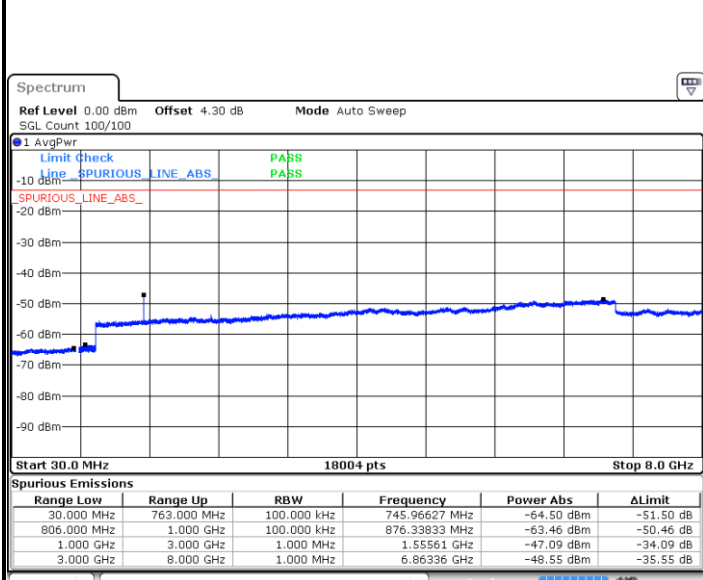
Highest Channel / 16QAM



Date: 2.SEP.2019 04:37:23

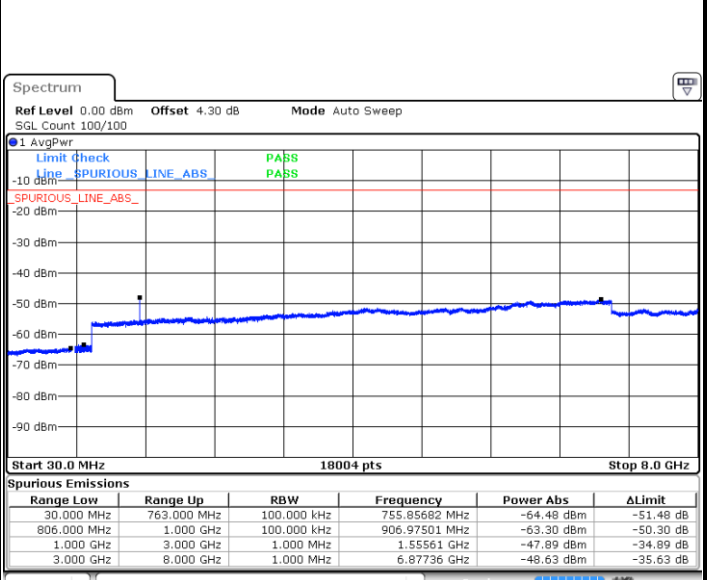
LTE Band 13 / 10MHz

Middle Channel / QPSK



Date: 2.SEP.2019 04:39:12

Middle Channel / 16QAM



Date: 2.SEP.2019 04:40:06



Frequency Stability

Test Conditions		LTE Band 2 (QPSK) / Middle Channel	Limit
Temperature (°C)	Voltage (Volt)	BW 10MHz	Note 2.
		Deviation (ppm)	Result
50	Normal Voltage	0.0003	PASS
40	Normal Voltage	0.0004	
30	Normal Voltage	0.0015	
20(Ref.)	Normal Voltage	0.0000	
10	Normal Voltage	0.0005	
0	Normal Voltage	0.0019	
-10	Normal Voltage	0.0021	
-20	Normal Voltage	0.0001	
-30	Normal Voltage	0.0022	
20	Maximum Voltage	0.0001	
20	Normal Voltage	0.0000	
20	Battery End Point	0.0016	

Note:

1. Normal Voltage =3.85 V. ; Battery End Point (BEP) =3.6 V. ; Maximum Voltage =4.4 V.
2. Note: The frequency fundamental emissions stay within the authorized frequency block.



Test Conditions		LTE Band 4 (QPSK) / Middle Channel	Limit
Temperature (°C)	Voltage (Volt)	BW 10MHz	Note 2.
		Deviation (ppm)	Result
50	Normal Voltage	0.0006	PASS
40	Normal Voltage	0.0004	
30	Normal Voltage	0.0012	
20(Ref.)	Normal Voltage	0.0000	
10	Normal Voltage	0.0005	
0	Normal Voltage	0.0010	
-10	Normal Voltage	0.0022	
-20	Normal Voltage	0.0001	
-30	Normal Voltage	0.0022	
20	Maximum Voltage	0.0003	
20	Normal Voltage	0.0000	
20	Battery End Point	0.0013	

Note:

1. Normal Voltage =3.85 V. ; Battery End Point (BEP) =3.6 V. ; Maximum Voltage =4.4 V.
2. Note: The frequency fundamental emissions stay within the authorized frequency block.



Test Conditions		LTE Band 5 (QPSK) / Middle Channel	Limit
Temperature (°C)	Voltage (Volt)	BW 10MHz	2.5ppm
		Deviation (ppm)	Result
50	Normal Voltage	0.0001	PASS
40	Normal Voltage	0.0018	
30	Normal Voltage	0.0050	
20(Ref.)	Normal Voltage	0.0000	
10	Normal Voltage	0.0056	
0	Normal Voltage	0.0059	
-10	Normal Voltage	0.0051	
-20	Normal Voltage	0.0023	
-30	Normal Voltage	0.0010	
20	Maximum Voltage	0.0060	
20	Normal Voltage	0.0000	
20	Battery End Point	0.0012	

Note: Normal Voltage =3.85 V. ; Battery End Point (BEP) =3.6 V. ; Maximum Voltage =4.4 V.



Test Conditions		LTE Band 7 (QPSK) / Middle Channel	Limit
Temperature (°C)	Voltage (Volt)	BW 10MHz	Note 2.
		Deviation (ppm)	Result
50	Normal Voltage	0.0006	PASS
40	Normal Voltage	0.0003	
30	Normal Voltage	0.0015	
20(Ref.)	Normal Voltage	0.0000	
10	Normal Voltage	0.0002	
0	Normal Voltage	0.0016	
-10	Normal Voltage	0.0021	
-20	Normal Voltage	0.0001	
-30	Normal Voltage	0.0022	
20	Maximum Voltage	0.0003	
20	Normal Voltage	0.0000	
20	Battery End Point	0.0016	

Note:

1. Normal Voltage =3.85 V. ; Battery End Point (BEP) =3.6 V. ; Maximum Voltage =4.4 V.
2. Note: The frequency fundamental emissions stay within the authorized frequency block.



Test Conditions		LTE Band 13 (QPSK) / Middle Channel	Limit
Temperature (°C)	Voltage (Volt)	BW 10MHz	Note 2.
		Deviation (ppm)	Result
50	Normal Voltage	0.0006	PASS
40	Normal Voltage	0.0004	
30	Normal Voltage	0.0015	
20(Ref.)	Normal Voltage	0.0000	
10	Normal Voltage	0.0005	
0	Normal Voltage	0.0016	
-10	Normal Voltage	0.0020	
-20	Normal Voltage	0.0002	
-30	Normal Voltage	0.0025	
20	Maximum Voltage	0.0003	
20	Normal Voltage	0.0000	
20	Battery End Point	0.0016	

Note:

1. Normal Voltage =3.85 V. ; Battery End Point (BEP) =3.6 V. ; Maximum Voltage =4.4 V.
2. Note: The frequency fundamental emissions stay within the authorized frequency block.



Appendix B. Test Results of Radiated Test

Radiated Spurious Emission

LTE Band 2 / 20MHz / QPSK								
Channel	Frequency (MHz)	EIRP (dBm)	Limit (dBm)	Over Limit (dB)	S.G. Power (dBm)	TX Cable loss (dB)	TX Antenna Gain (dBi)	Polarization (H/V)
Middle	3741	-49.79	-13	-36.79	-62.05	2.641	14.90	H
	5613	-50.33	-13	-37.33	-62.19	2.94	14.80	H
	7488	-50.18	-13	-37.18	-59.95	3.39	13.16	H
	3741	-45.79	-13	-32.79	-58.05	2.64	14.90	V
	5613	-45.75	-13	-32.75	-57.61	2.94	14.80	V
	7488	-49.66	-13	-36.66	-59.43	3.39	13.16	V

Remark: Spurious emissions within 30-1000MHz were found more than 20dB below limit line.

LTE Band 4 / 20MHz / QPSK								
Channel	Frequency (MHz)	EIRP (dBm)	Limit (dBm)	Over Limit (dB)	S.G. Power (dBm)	TX Cable loss (dB)	TX Antenna Gain (dBi)	Polarization (H/V)
Middle	3447	-44.02	-13	-31.02	-54.76	2.604	13.34	H
	5169	-32.43	-13	-19.43	-42.94	3.011	13.52	H
	6900	-50.26	-13	-37.26	-60.46	3.271	13.47	H
	8616	-45.24	-13	-32.24	-52.21	5.527	12.5	H
	3447	-39.33	-13	-26.33	-50.07	2.604	13.34	V
	5172	-50.16	-13	-37.16	-60.67	3.011	13.52	V
	6900	-45.75	-13	-32.75	-55.95	3.271	13.47	V
	8616	-48.43	-13	-35.43	-55.40	5.527	12.50	V

Remark: Spurious emissions within 30-1000MHz were found more than 20dB below limit line.

LTE Band 5 / 10MHz / QPSK								
Channel	Frequency (MHz)	ERP (dBm)	Limit (dBm)	Over Limit (dB)	S.G. Power (dBm)	TX Cable loss (dB)	TX Antenna Gain (dBi)	Polarization (H/V)
Middle	1664	-42.58	-13	-29.58	-49.55	1.58	10.70	H
	2496	-50.47	-13	-37.47	-58.72	2.102	12.50	H
	3330	-63.58	-13	-50.58	-72.47	2.856	13.90	H
	1664	-40.74	-13	-27.74	-47.71	1.58	10.70	V
	2496	-51.09	-13	-38.09	-59.34	2.10	12.50	V
	3330	-59.54	-13	-46.54	-68.43	2.86	13.90	V

Remark: Spurious emissions within 30-1000MHz were found more than 20dB below limit line.



LTE Band 7 / 20MHz / QPSK								
Channel	Frequency (MHz)	EIRP (dBm)	Limit (dBm)	Over Limit (dB)	S.G. Power (dBm)	TX Cable loss (dB)	TX Antenna Gain (dBi)	Polarization (H/V)
Middle	5052	-43.24	-25	-18.24	-53.45	3.03	13.24	H
	7580	-39.99	-25	-14.99	-49.44	3.56	13.01	H
	10100	-46.50	-25	-21.50	-56.02	3.92	13.44	H
	5052	-33.40	-25	-8.40	-43.61	3.03	13.24	V
	7580	-36.84	-25	-11.84	-46.29	3.56	13.01	V
	10100	-50.96	-25	-25.96	-60.48	3.92	13.44	V

Remark: Spurious emissions within 30-1000MHz were found more than 20dB below limit line.

LTE Band 13 / 5MHz / QPSK								
Channel	Frequency (MHz)	ERP (dBm)	Limit (dBm)	Over Limit (dB)	S.G. Power (dBm)	TX Cable loss (dB)	TX Antenna Gain (dBi)	Polarization (H/V)
Middle	1560	-47.28	-42.15	-5.13	-49.91	1.09	5.87	H
	2340	-58.10	-13	-45.10	-60.50	1.37	5.92	H
	3120	-63.03	-13	-50.03	-66.92	1.64	7.68	H
	1560	-46.70	-42.15	-4.55	-49.33	1.09	5.87	V
	2340	-61.68	-13	-48.68	-64.08	1.37	5.92	V
	3120	-62.72	-13	-49.72	-66.61	1.64	7.68	V

Remark: Spurious emissions within 30-1000MHz were found more than 20dB below limit line.

LTE Band 13 / 10MHz / QPSK								
Channel	Frequency (MHz)	EIRP (dBm)	Limit (dBm)	Over Limit (dB)	S.G. Power (dBm)	TX Cable loss (dB)	TX Antenna Gain (dBi)	Polarization (H/V)
Middle	1556	-31.47	-13	-18.47	-34.10	1.09	5.87	H
	2332	-51.37	-13	-38.37	-53.77	1.37	5.92	H
	3108	-63.61	-13	-50.61	-67.50	1.64	7.68	H
	1556	-28.59	-13	-15.59	-31.22	1.09	5.87	V
	2332	-51.83	-13	-38.83	-54.23	1.37	5.92	V
	3108	-63.47	-13	-50.47	-67.36	1.64	7.68	V

Remark: Spurious emissions within 30-1000MHz were found more than 20dB below limit line.