

Wireless Headphones Montblanc MB 01

MONTBLANC

Quick Start Guide

Guide de démarrage rapide

Guía de inicio rápido

Kurzanleitung

Guida rapida

Guia de início rápido

Краткое руководство

빠른 시작 설명서

快速入门指南

快速入門指南



Interface

Interface utilisateur

Interfaz de usuario

Benutzeroberfläche

Interfaccia utente

Interface de usuário

Пользовательский интерфейс

사용자 인터페이스

用戶界面

用戶界面

Google Assistant

Active Noise Cancellation (ANC)

🔊 +/-

on/off: 3 Sec



Multifunction button



Active Noise Cancellation on

Live Mode

Active Noise Cancellation off

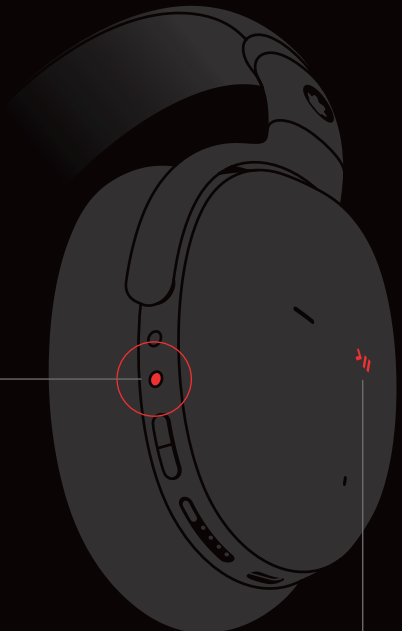


1x — >|| / ↶

2x — >| / ↶*

3x — |<

3 Sec — 📞



Visual Feedback

Retour visuel

Retroalimentación visual

Visuelles Feedback

Feedback visivo

Feedback Visual

Визуальная обратная связь

시각적 피드백

视觉反馈

視覺反饋

Status LEDs



75% battery



Bluetooth pairing



Charging

Charging

Chargement

Carga

Laden

Ricarica


Carregamento

Зарядка

충전

充电

充電



Turn On Bluetooth

Activer Bluetooth

Enciende Bluetooth

Bluetooth anschalten

Attiva il Bluetooth


Ligue o Bluetooth

Включить Bluetooth

블루투스 켜기

打开蓝牙

打開藍牙



Pair

Couplage

Enlazar

Verbinden

Connessione

Parear

Синхронизация

페어링

配對

配對



Google Assistant for iOS

Download and open Google Assistant app, follow instructions

Téléchargez et ouvrez l'application Google Assistant, suivez les instructions

Descarga y abre la aplicación Google Assistant, sigue las instrucciones.

Google Assistant App herunterladen und öffnen, Anweisungen folgen

Scarica e apri l'app Assistente Google, segui le istruzioni

Faça o download e abra o aplicativo do Google Assistente, siga as instruções

Скачайте и откройте приложение Google Assistant

Google Assistant 앱을 다운로드하여 실행하고 안내를 따르세요.

下載并打开Google 智能助理应用, 按照说明操作

下載並打開Google 智能助理應用, 按照說明操作



Google Assistant for Android

Press and hold home button, follow instructions

Appuyez et maintenez le bouton d'accueil, suivez les instructions

Mantenga presionado el botón de inicio, siga las instrucciones

Halten Sie den Home-Button gedrückt und folgen Sie den Anweisungen

Tieni premuto il tasto Home, segui le istruzioni

Pressione e segure o botão home, siga as instruções

Нажмите и держите кнопку Home, следуйте инструкциям

집 버튼을 길게 누르고 지시 사항을 따르십시오.

按住主屏幕按钮, 按照说明操作

按住主屏幕按钮, 按照說明操作



Fold Flat & Store

Replier et ranger

Doblar y guardar

Zusammenfalten und verstauen

Ripiegare e riporre

Dobrar e arrumar

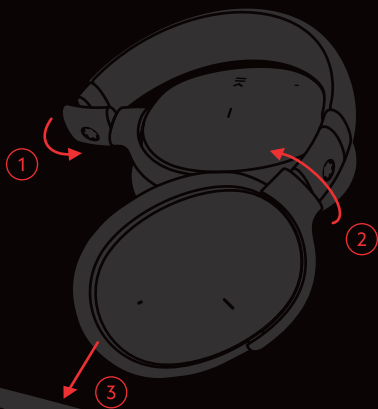
Сложите вместе и положите в

чехол

접기와 쌓기

折疊和收起

折疊和收起



For further information

Pour plus d'informations

Para más información

Für weitere Informationen

Per ulteriori informazioni

Para maiores informações

Дополнительная информация

자세한 정보는

了解更多信息

了解更多信息

www.montblanc.com/smart-headphones

The Apple logo and iPhone are trademarks of Apple Inc., registered in the U.S. and other countries. App Store is a service mark of Apple Inc. Google and Android are trademarks of Google LLC.

Montblanc International Guarantee

Your Montblanc product has been manufactured according to the high quality standards of Montblanc. This Montblanc product is covered by the Montblanc International Guarantee against defects in manufacturing and materials for a period of two years, according to the terms set forth in the Safety Manual.

MODEL

DATE OF PURCHASE

IDENT no.

MONTBLANC AUTHORISED RETAILER

SERIAL no.

MONTBLANC

Guarantee Certificate

www.montblanc.com/smart-headphones