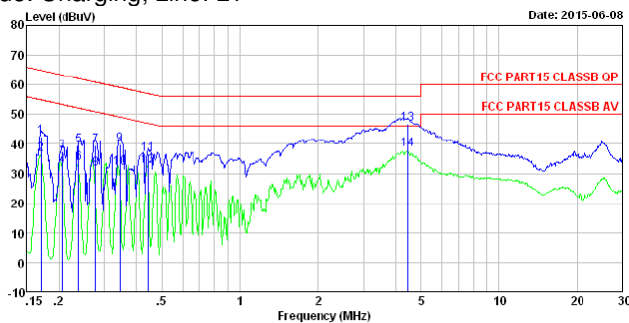


# Appendix 1

## Test Results

## AC Mains Conducted Emission

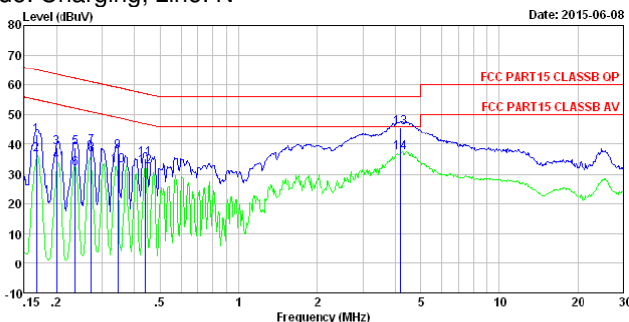
Mode: Charging; Line: L1



Condition : FCC PART15 CLASSB QP LISN-2013 LINE  
 EUT : BT-LE  
 Model No. : Wristband  
 Sample No. : A000199906-002  
 TUV Order No. : 42058901  
 Test Mode : TX mode (Middle Channel)

	Freq	Read	LISN	Cable	Level	Limit	Over	Remark
	MHz	dBuV	Factor	Loss	dBuV	dBuV	dB	
1	0.170	42.04	0.15	0.12	42.31	64.94	-22.63	QP
2	0.170	36.31	0.15	0.12	36.58	54.94	-18.36	Average
3	0.206	37.12	0.13	0.13	37.38	63.36	-25.98	QP
4	0.206	32.39	0.13	0.13	32.65	53.36	-20.71	Average
5	0.239	39.19	0.12	0.12	39.43	62.13	-22.70	QP
6	0.239	33.20	0.12	0.12	33.44	52.13	-18.69	Average
7	0.277	39.19	0.11	0.10	39.40	60.90	-21.50	QP
8	0.277	31.41	0.11	0.10	31.62	50.90	-19.28	Average
9	0.343	39.52	0.11	0.10	39.73	59.13	-19.40	QP
10	0.343	31.73	0.11	0.10	31.94	49.13	-17.19	Average
11	0.444	36.19	0.12	0.11	36.42	56.98	-20.56	QP
12	0.444	32.41	0.12	0.11	32.64	46.98	-14.34	Average
13	4.454	46.56	0.20	0.15	46.91	56.00	-9.09	QP
14	4.454	37.73	0.20	0.15	38.08	46.00	-7.92	Average

Mode: Charging; Line: N

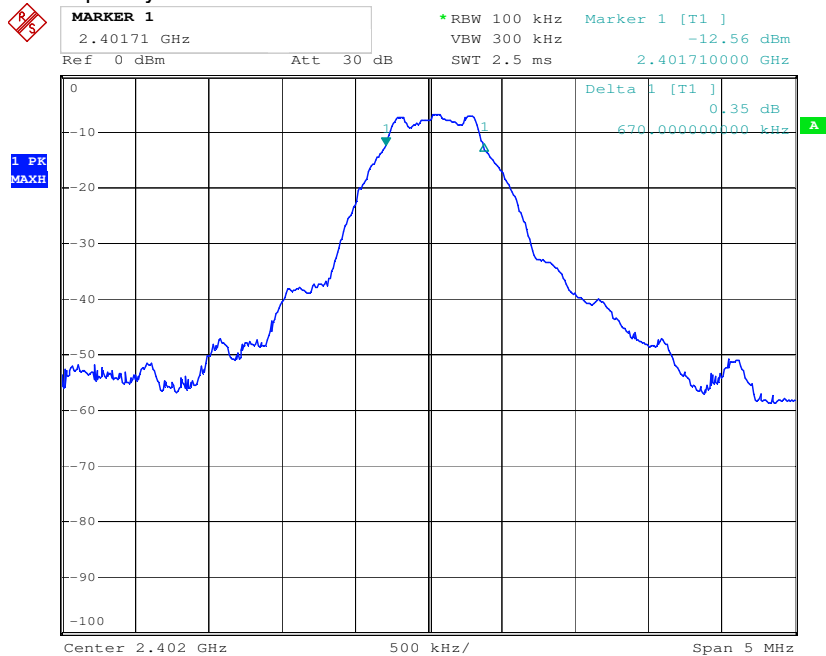


Condition : FCC PART15 CLASSB QP LISN-2013 NEUTRAL  
 EUT : BT-LE  
 Model No. : Wristband  
 Sample No. : A000199906-002  
 TUV Order No. : 42058901  
 Test Mode : TX mode (Middle Channel)

	Freq	Read	LISN	Cable	Level	Limit	Over	Remark
	MHz	dBuV	Factor	Loss	dBuV	dBuV	dB	
1	0.168	43.07	0.07	0.12	43.26	65.08	-21.82	QP
2	0.168	36.27	0.07	0.12	36.46	55.08	-18.62	Average
3	0.200	38.74	0.07	0.13	38.94	63.62	-24.68	QP
4	0.200	33.94	0.07	0.13	34.14	53.62	-19.48	Average
5	0.237	38.53	0.06	0.12	38.71	62.22	-23.51	QP
6	0.237	31.71	0.06	0.12	31.89	52.22	-20.33	Average
7	0.273	39.11	0.06	0.10	39.27	61.03	-21.76	QP
8	0.273	36.27	0.06	0.10	36.43	51.03	-14.60	Average
9	0.343	37.40	0.06	0.10	37.56	59.13	-21.57	QP
10	0.343	32.56	0.06	0.10	32.72	49.13	-16.41	Average
11	0.440	35.11	0.06	0.11	35.28	57.07	-21.79	QP
12	0.440	32.28	0.06	0.11	32.45	47.07	-14.62	Average
13	4.202	45.60	0.14	0.15	45.89	56.00	-10.11	QP
14	4.202	36.90	0.14	0.15	37.19	46.00	-8.81	Average

## 6 dB Bandwidth Measurement

TX frequency: 2402MHz



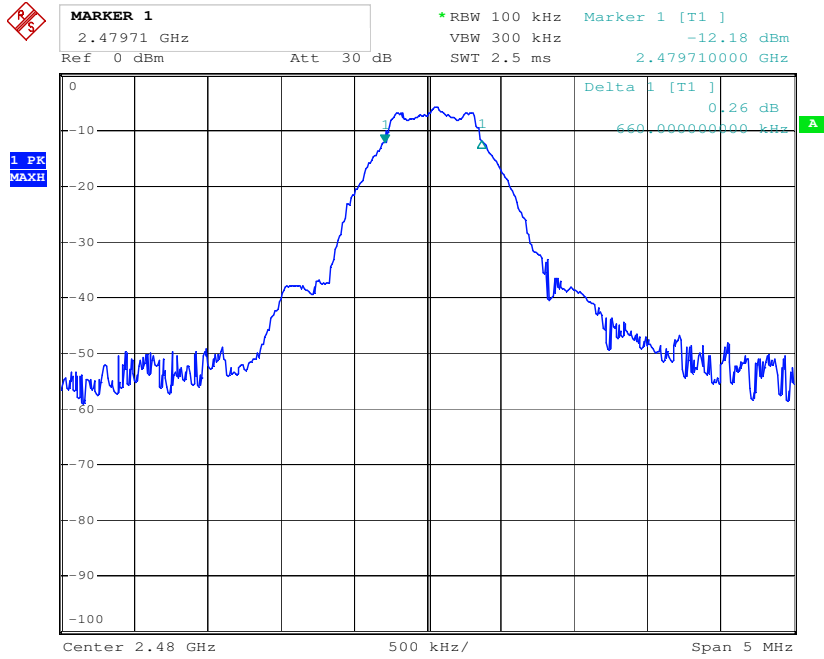
Date: 8.JUN.2015 14:22:38

TX frequency: 2440MHz



Date: 8.JUN.2015 14:23:48

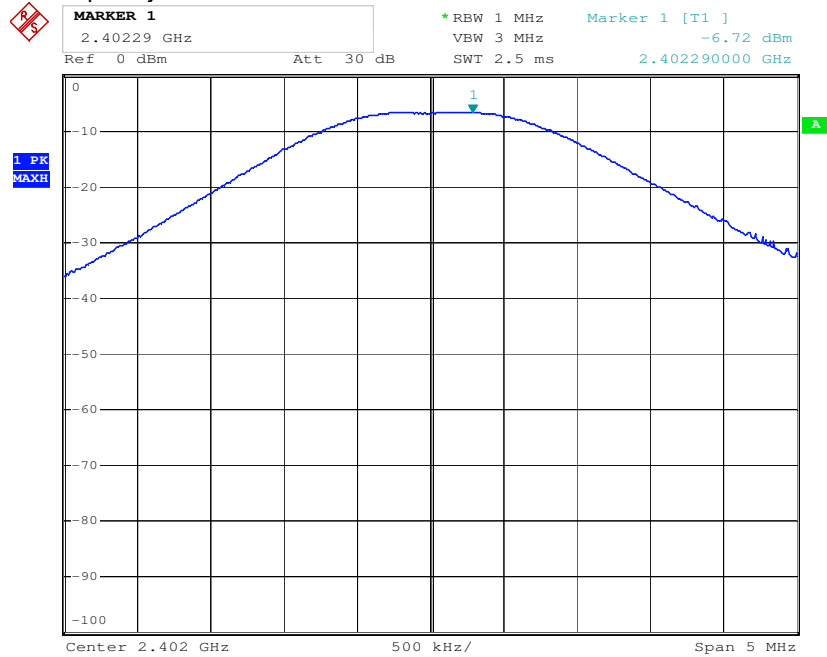
TX frequency: 2480MHz



Date: 8.JUN.2015 14:24:32

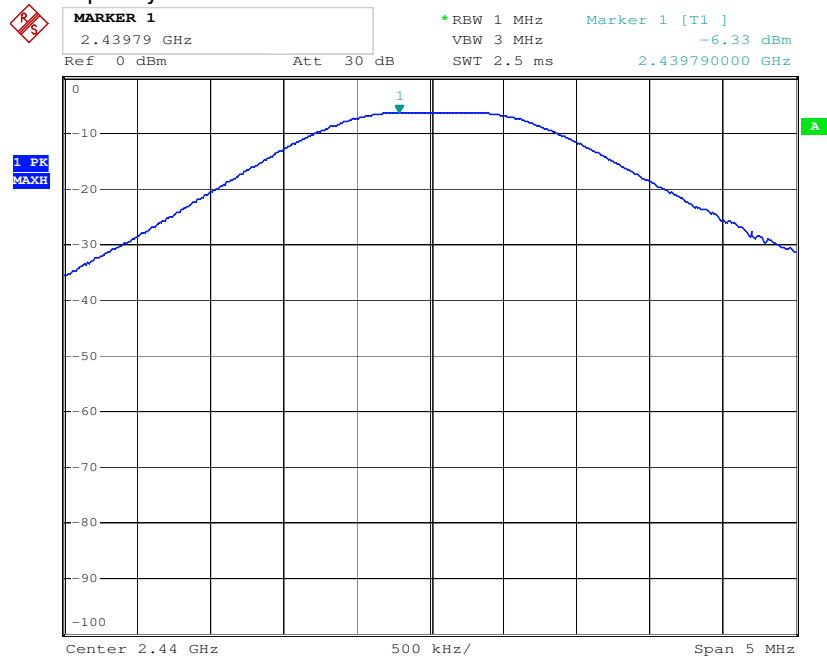
### Maximum Peak Conducted Output power

TX frequency: 2402MHz



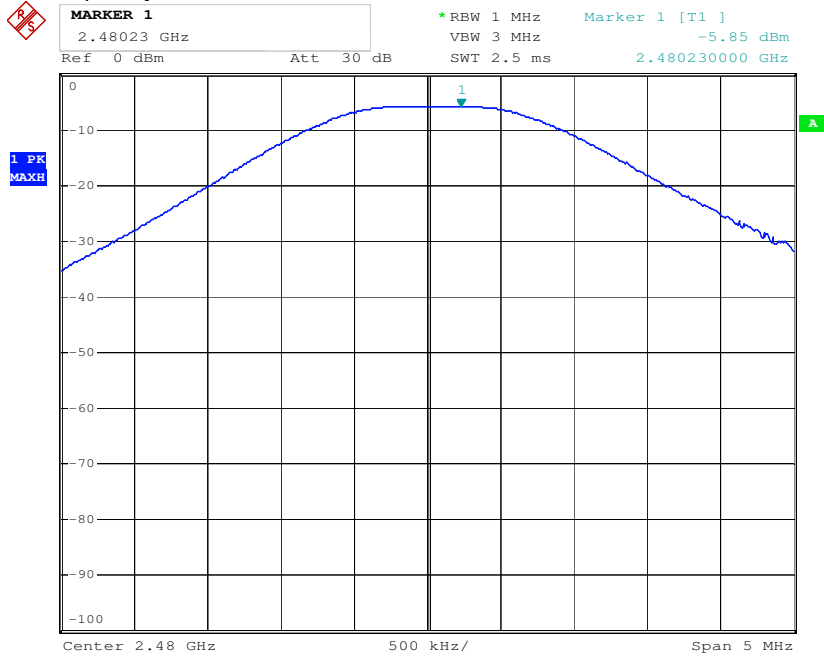
Date: 8.JUN.2015 14:26:51

TX frequency: 2440MHz



Date: 8.JUN.2015 14:26:24

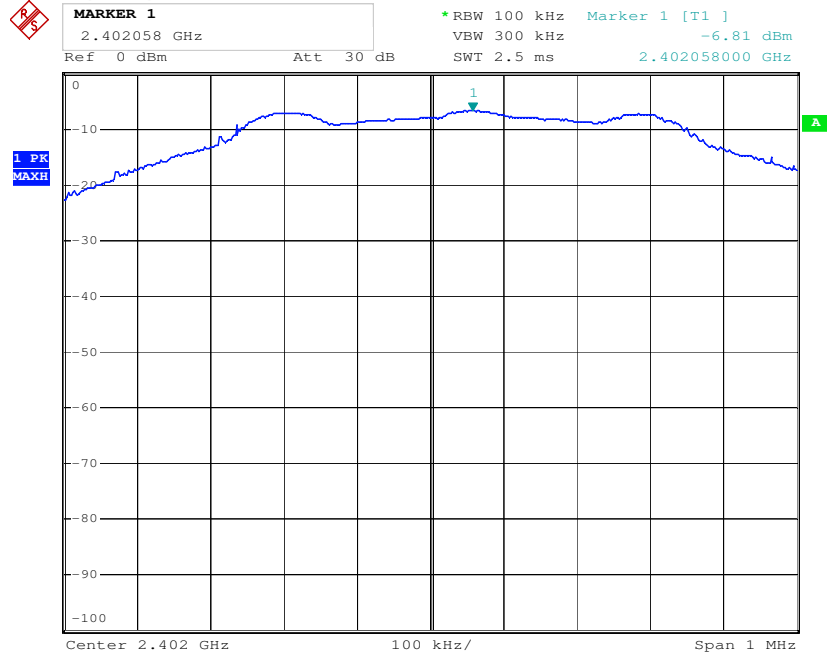
TX frequency: 2480MHz



Date: 8.JUN.2015 14:25:11

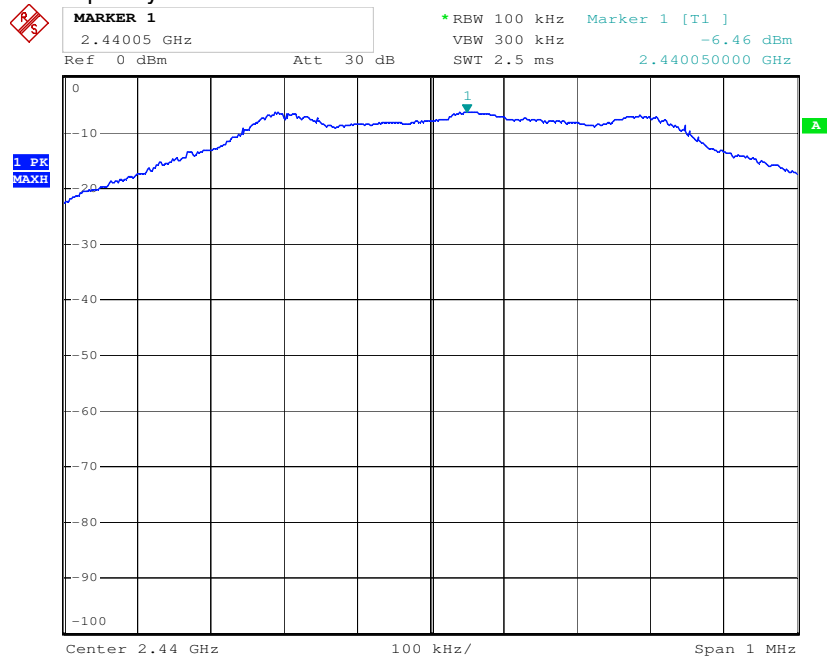
### Power Spectral Density

TX frequency: 2402MHz



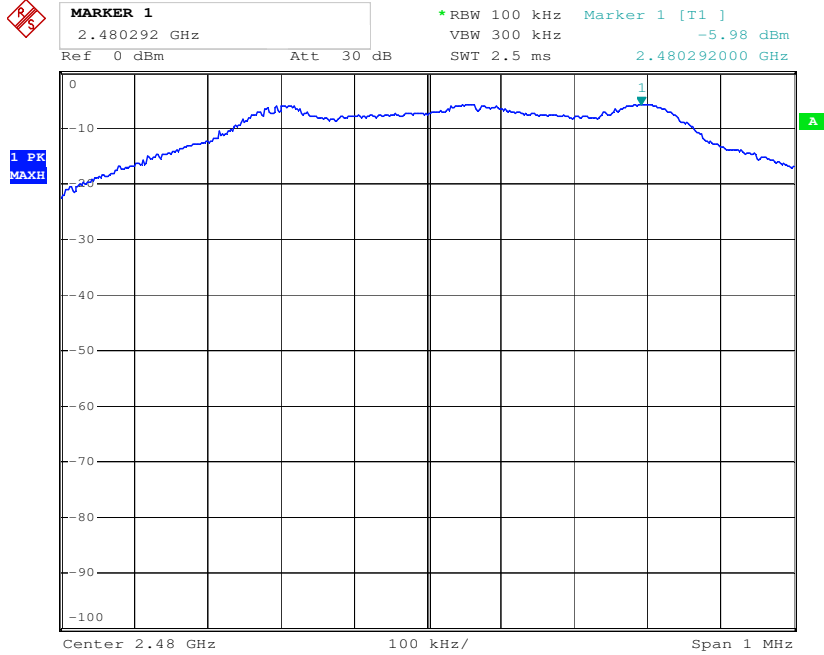
Date: 8.JUN.2015 14:28:56

TX frequency: 2440MHz



Date: 8.JUN.2015 14:29:19

TX frequency: 2480MHz

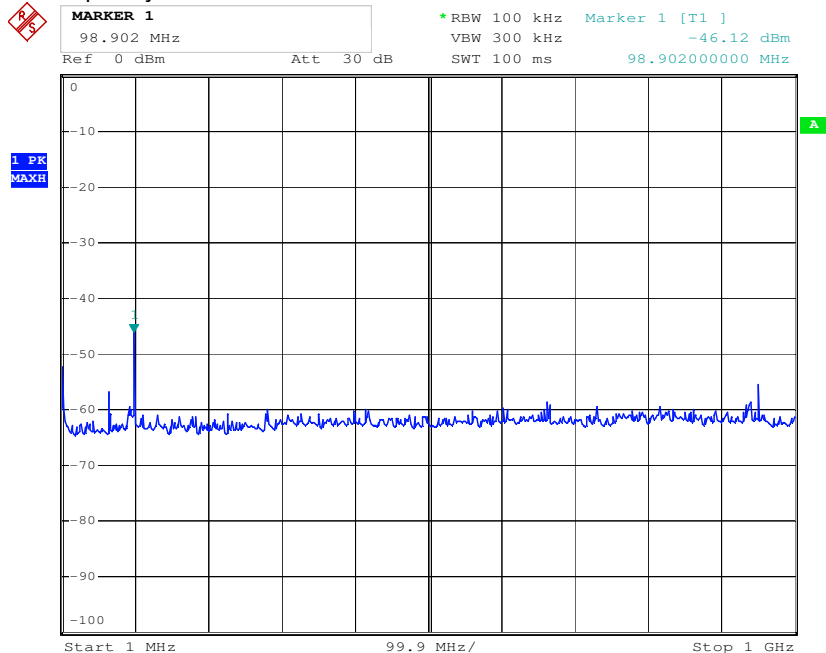


Date: 8.JUN.2015 14:29:38

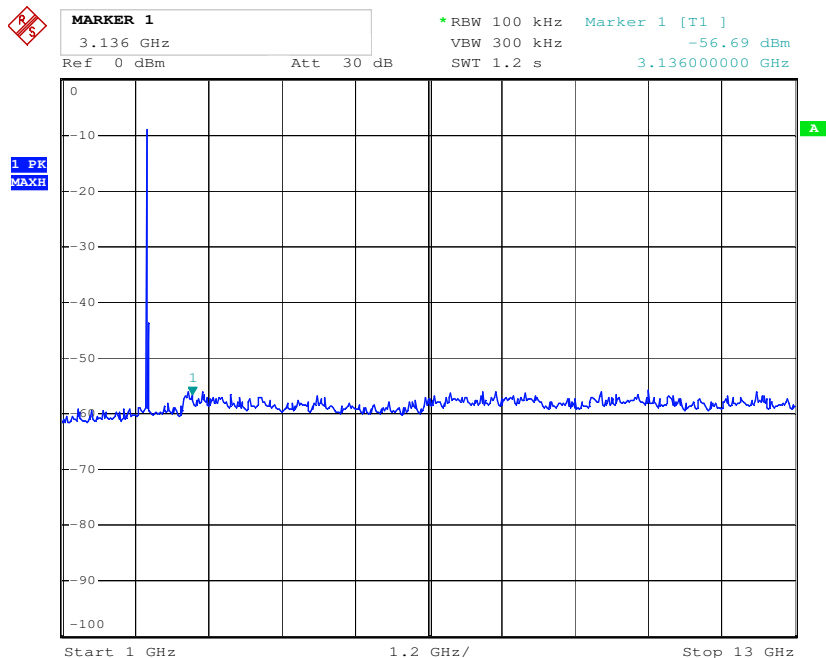


# Spurious Conducted Emissions

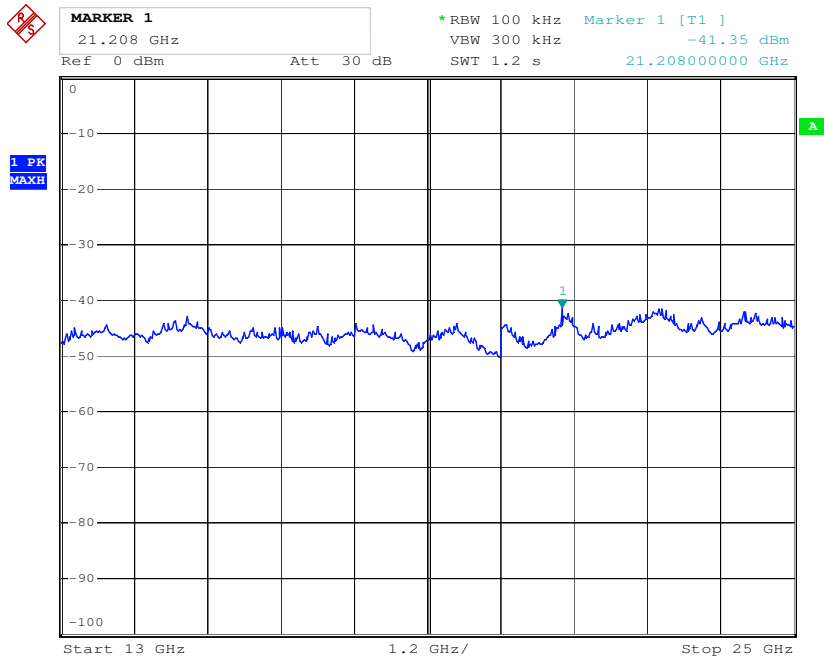
TX frequency: 2402MHz



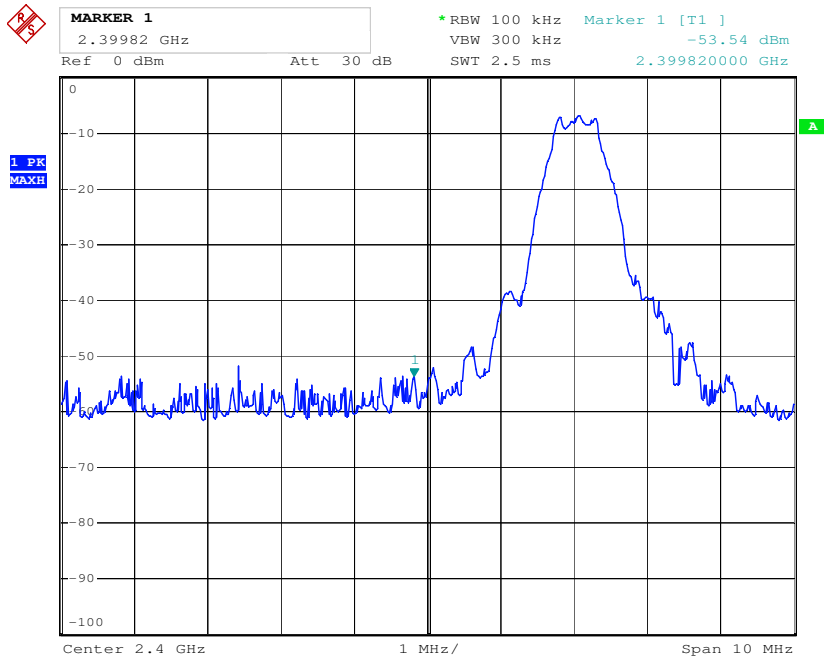
Date: 8.JUN.2015 14:35:42



Date: 8.JUN.2015 14:36:22

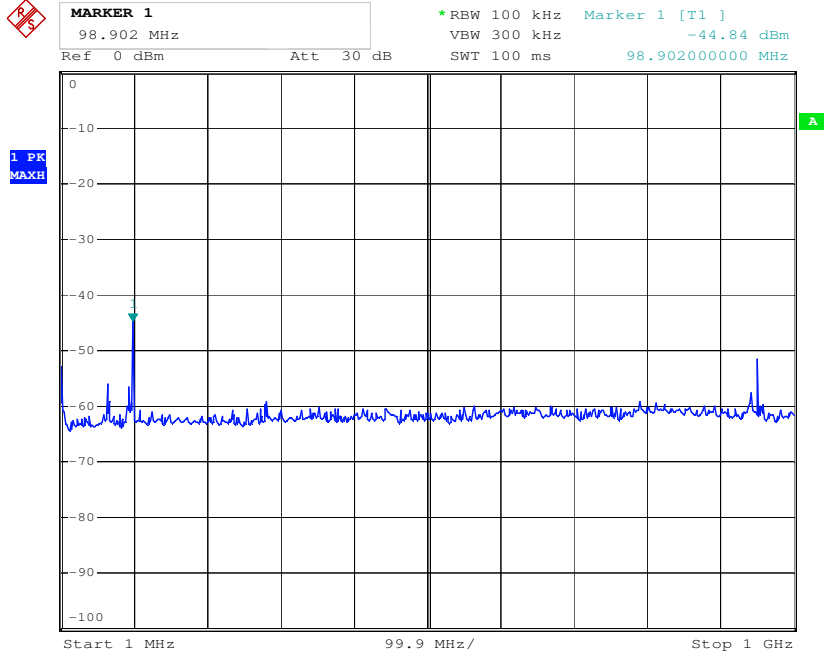


Date: 8.JUN.2015 14:37:19

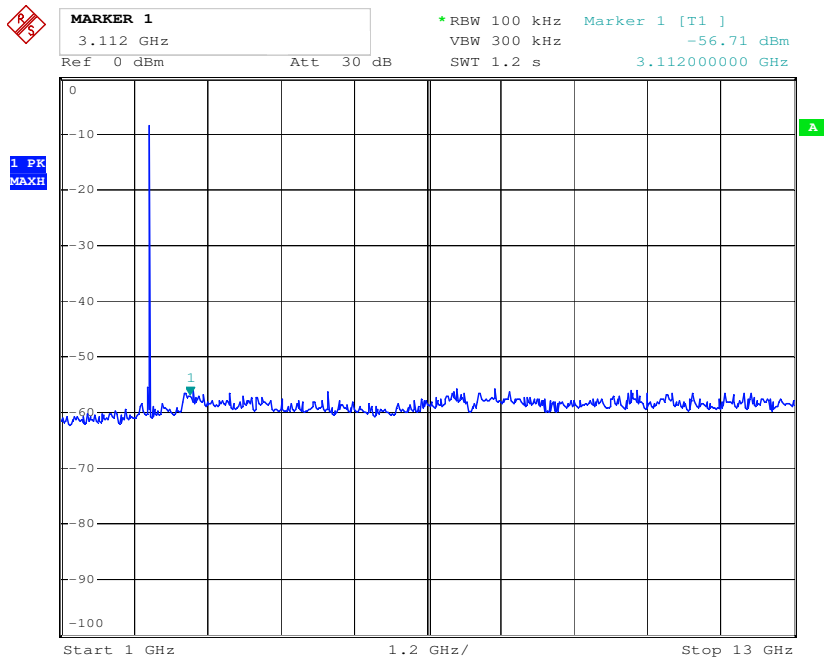


Date: 8.JUN.2015 14:38:01

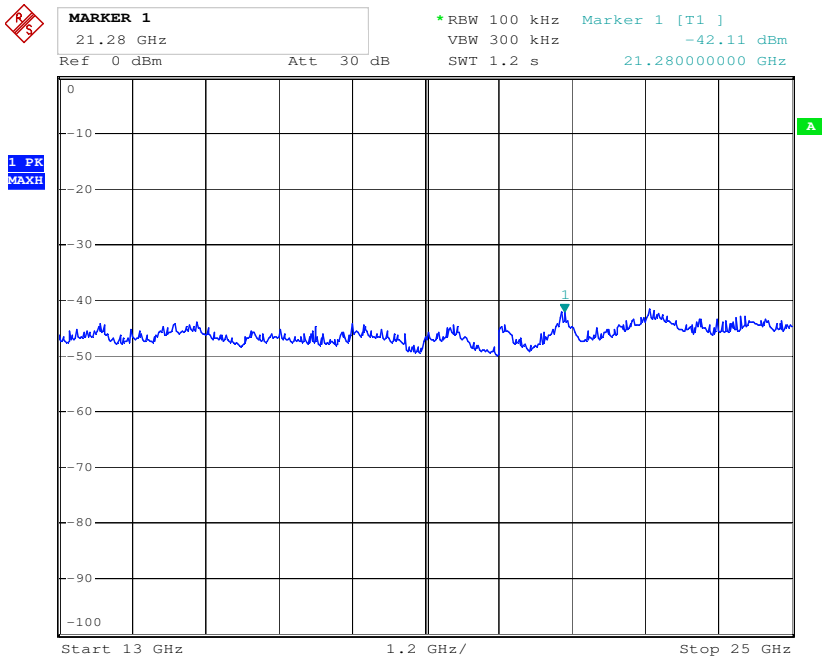
TX frequency: 2440MHz



Date: 8.JUN.2015 14:38:37

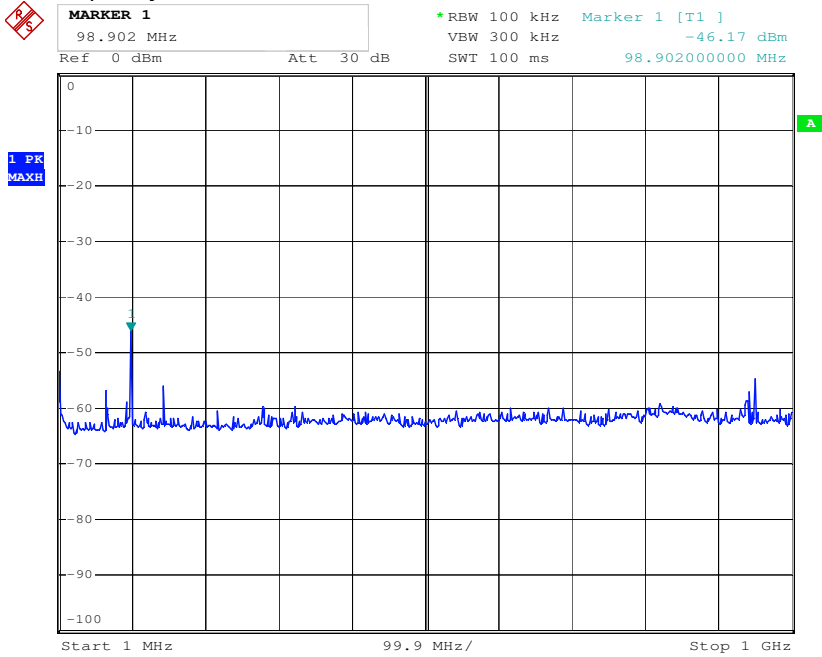


Date: 8.JUN.2015 14:39:07

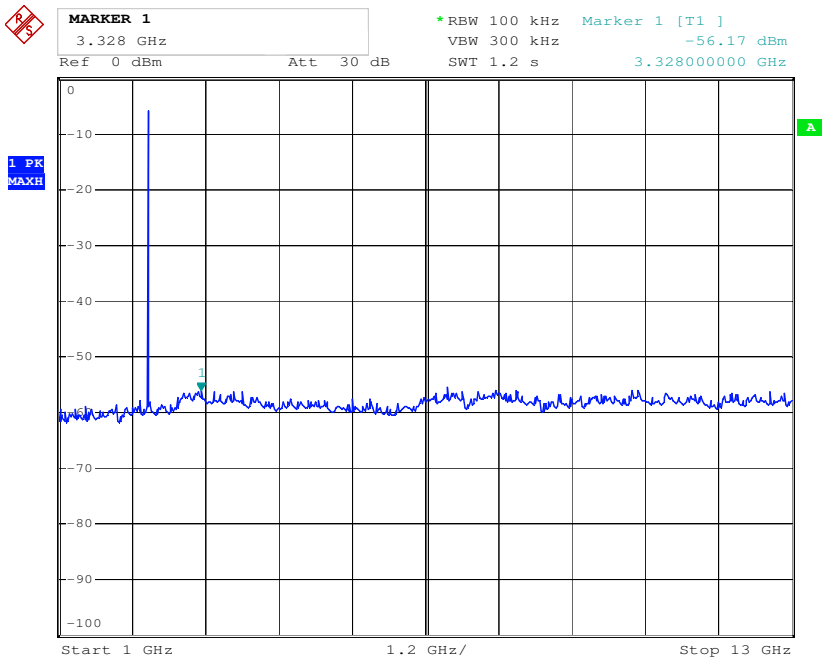


Date: 8.JUN.2015 14:39:40

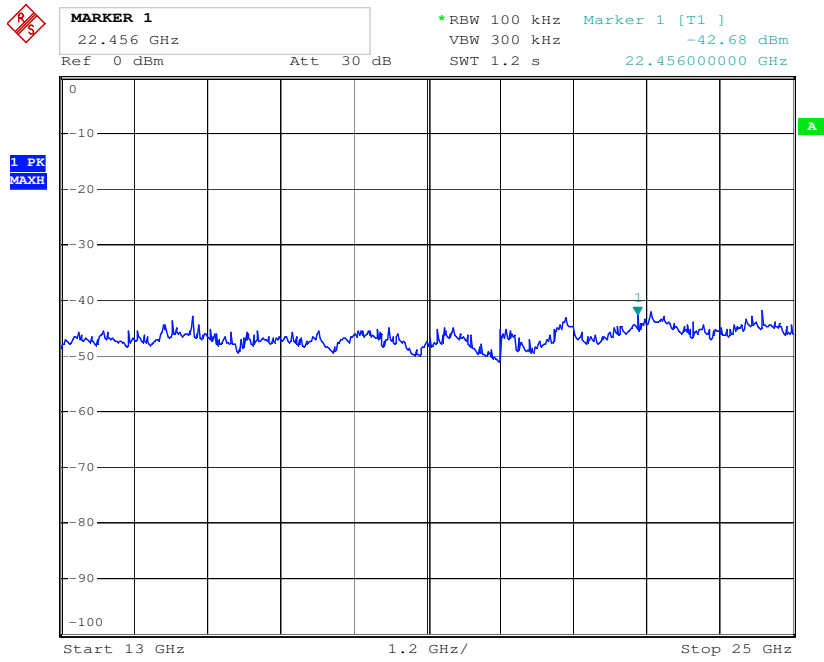
TX frequency: 2480MHz



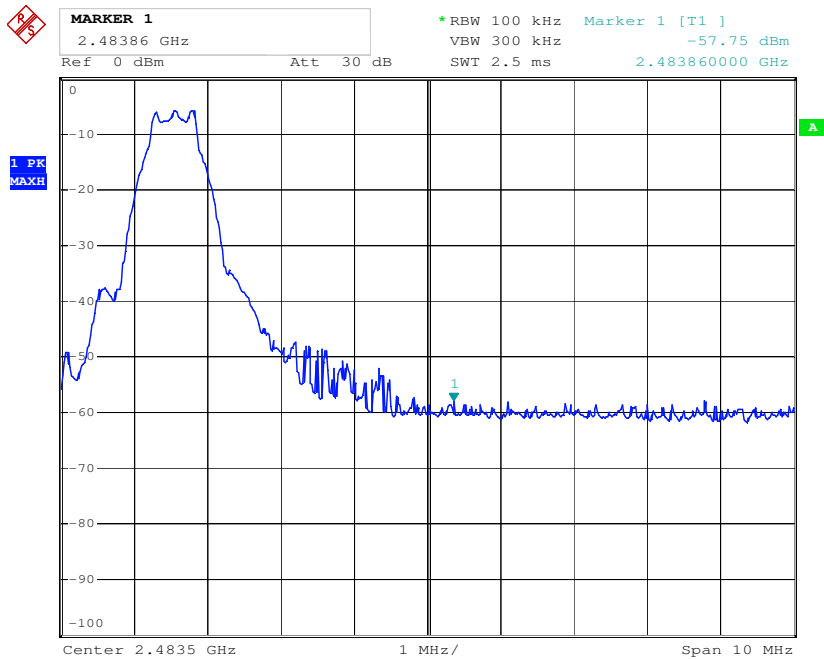
Date: 8.JUN.2015 14:33:26



Date: 8.JUN.2015 14:34:07



Date: 8.JUN.2015 14:34:30



Date: 8.JUN.2015 14:35:10