

Work Light Series User Manual



AL20RSW



CAN ICES-5(B)/NMB-5(B)

AL60RSW



FCC ID:2AENI-AL60RSW
IC:20144-AL60RSW
CAN ICES-5(B)/NMB-5(B)

AL60CSW



FCC ID:2AENI-AL60CSW
IC:20144-AL60CSW
CAN ICES-5(B)/NMB-5(B)

AL100CSW



FCC ID:2AENI-AL100CSW
IC:20144-AL100CSW
CAN ICES-5(B)/NMB-5(B)

2000 Lumen Rechargeable LED Work Light

High efficiency COB LED
400/800/1200/1600
/2000 lumen
2.5-15h running time
3-4h charging time
7.2V 6000mAh Li-ion battery
Power bank output 5V 1A
IP67

6000 Lumen Rechargeable LED Work Light

High efficiency COB LED
1200/2400/3600/4800
/6000 lumen
Rechargeable & cable
1-6h running time
3-4h charging time
10.8V 6000mAh Li-ion
battery
Power bank output 5V 1A
16ft 18/2 SJTOW cable
IP67

6000 Lumen Corded LED Work Light

High efficiency COB LED
1200/2400/3600/4800
/6000 lumen
Power bank output 5V 1A
16ft 18/3 SJTOW cable
IP67

10000 Lumen Corded LED Work Light

High efficiency COB LED
2000/4000/6000/8000
/10000 lumen
Power bank output 5V 1A
16ft 18/3 SJTOW cable
IP67

High Efficiency COB LED

- 5 selectable brightness levels
- Display indicates which level is selected

Bluetooth Control (for model AL60RSW, AL60CSW and AL100CSW)

- Brightness can be controlled using exclusive Southwire mobile app
- Details on how to download the app are listed below

Multi-functional Design

- Power bank function: use built-in USB outlet to charge mobile devices. Output is 5V DC, 1A.
- Indicator readout shows remaining battery life.
- Model AL20RSW includes powerful magnets to allow the lamp to be temporarily mounted to a metal surface.

Durable Design








- High quality aluminum housing is impact resistant
- IP67 dust and water resistant

AL20RSW&AL60RSW& AL60CSW&AL100CSW







Using Instructions

For AL20RSW, AL60RSW:

- Before using, plug the charger into any 100~240V AC standard power source to let unit fully charge until the battery volume bar at the back of the light reach to 100%.
- Press the “” button to turn on or turn off the light.
- Press the “” or “” button to adjust the brightness.
- Press the button “” to activate the power bank function, the power bank indicator light will turn on, then use a USB cable to connect the mobile device you want to charge. Press the button “” again to close power bank function, and the indicator will light off. Power bank output: 5V 1A.
- Press “” or “” to activate battery capacity indicator.
- The light will flash as a low power warning prior to the battery running out.

For AL60CSW, AL100CSW:

- Before using, plug the unit into any 100~240V AC standard power source. The “” indicator will light when connect successfully.
- Press the button “” to turn on or turn off the light.
- Press button “” or “” to adjust the brightness.
- Power bank function: use a USB cable to connect the digital device you want to charge. Power bank output: 5V 1A.

BLUETOOTH CONTROL FOR BRIGHTNESS

FOR AL60RSW, AL60CSW AND AL100CSW


From either the “” or “”, download the Southwire application to your smart phone or tablet.

Step 1: Press the button “” on the lamp to turn on the light.

Step 2: Turn on Bluetooth on your smartphone or tablet.

Step 3: Open Southwire application and select “” tab.

Any available Southwire Bluetooth lamp will appear on the screen.

- Choose the lamps you want to control, up to 4 lights.
- Press “” to change the name of the light (optional).
- One light can be controlled by two devices at the same time.

Step 4: Select “” tab and slide vertically on the screen to adjust the brightness of the lamp.

Step 5: Select “OFF” tab to turn off the light.

Bluetooth

THE BLUETOOTH® WORD MARK AND LOGOS ARE REGISTERED TRADEMARKS OWNED BY BLUETOOTH SIG, INC. AND ANY USE OF SUCH MARKS BY AEC IS UNDER LICENSE.



WARNING



ALWAYS READ INSTRUCTIONS BEFORE USING POWER LIGHTS

PRODUCT COMPLIANCE

Users of this product are cautioned not to make modifications or changes that are not approved by Southwire Company, LLC. Doing so may void the compliance of this product with applicable laws and regulatory requirements and may result in the loss of the user's authority to operate the equipment.

UNITED STATES AND CANADA

FCC Statement :

Any Changes or modifications not expressly approved by the party responsible for compliance could void the user's authority to operate the equipment.

This device complies with Part 15 of the FCC Rules. Operation is subject to the following two conditions; (1) This device may not cause harmful interference, and (2) this device must accept any interference received, including interference that may cause undesired operation.

FCC Radiation Exposure Statement:

This equipment complies with FCC radiation exposure limits set forth for an uncontrolled environment. This equipment should be installed and operated with minimum distance 20cm between the radiator & your body.

This transmitter must not be co-located or operating in conjunction with any other antenna or transmitter.

This equipment has been tested and found to comply with the limits for a Class B digital device, pursuant to Part 15 of the FCC Rules. These limits are designed to provide reasonable protection against harmful interference in a residential installation. This equipment generates uses and can radiate radio frequency energy and, if not installed and used in accordance with the instructions, may cause harmful interference to radio communications. However, there is no guarantee that interference will not occur in a particular installation. If this equipment does cause harmful interference to radio or television reception, which can be determined by turning the equipment off and on, the user is encouraged to try to correct the interference by one or more of the following measures:

- Reorient or relocate the radio or television receiving antenna.
- Increase the separation between the computer equipment and receiver.
- Connect the equipment into an outlet on a circuit different from that to which the radio or television receiver is connected.
- Consult the dealer or an experienced radio television technician for help.

CAUTION: To comply with the limits of the Class B device, pursuant to Part 15 of the FCC Rules, this device is to comply with Class B limits.

All peripherals must be shielded and grounded. Operation with non-certified peripherals or non-shielded cables is likely to result in interference and reception of the device.

AL20RSW&AL60RSW& AL60CSW&AL100CSW



WARNING

- Read carefully and understand all INSTRUCTIONS before operating. Failure to follow the safety rules and other basic safety precautions may result in serious personal injury.
- The warnings, cautions, and instructions in this manual cannot cover all possible conditions or situations that could occur. Exercise common sense and caution when using this tool. Always be aware of the environment and ensure that the tool is used in a safe and responsible manner.
- Do not allow persons to operate or assemble the product until they have read this manual and have developed a thorough understanding of how it works.
- Do not modify this product in any way. Unauthorized modification may impair the function and/or safety and could affect the life of the product.
- Use the right tool for the job. DO NOT attempt to force small equipment to do the work of larger Industrial equipment. There are certain applications for which this equipment was designed. This product will be safer and do a better job at the capacity for which it was intended.
- DO NOT use this equipment for a purpose for which it was not intended.
- Industrial or commercial applications must follow OSHA requirements.
- Risk of electrical shock, do not use in the environment with gas, combustible or explosive materials, hot objects.
- Use only under the recommended voltage and frequency requirements.
- The specification in this manual is based on standard lab testing, different environment may influence the data.
- Charge the light which has battery every 3 months if not in constant using, and after each use, if it is used often to ensure longevity.
- Replace the battery with manufacture and battery designation only.
- Do not look directly in the light during operation of this unit. This can be harmful to the eyes ever for a brief period due to the intense light.
- DO NOT handle this light or try to plug in charger when your hands are wet or damp or when you are standing on a wet damp surface or water in water, always keep the plug dry.
- DO NOT use in potentially dangerous locations such as, flammable or explosive atmospheres.

CAUTION-PRODUCT USE AND CARE

- Before connecting light to a power supply, always check to ensure the power supply corresponds to the voltage on the nameplate of the light (100-240V AC). A power supply with a voltage greater or lower than that specified can result in serious injury to the user, as well as damage to the light. If in doubt, do not plug in the light.
- This machine must be grounded while in use to protect the operator from electrical shock. This unit is equipped with an electrical cord that has an equipment grounding conductor and a grounding plug. The plug MUST be plugged into a matching receptacle that is properly installed and grounded in accordance with ALL local codes and ordinances.
- Do not force the product. Products are safer and do a better job when used in the manner for which they are designed. Plan your work, and use the correct product for the job.
- Check for damaged parts before each use. Carefully check that the product will operate properly and perform its intended function. Replace damaged or worn parts immediately. Never operate the product with a damaged part.
- Store the product when it is not in use. Store it in a dry, secure place out of the reach of children. Inspect the tool for good working condition prior to storage and before re-use.
- Use only accessories that are recommended by the manufacturer for use with your product. Accessories that may be suitable for one product may create a risk of injury when used with another tool.

NOTE: The warnings and cautions discussed in this instruction manual cannot cover all possible conditions and situations that may occur. It must be understood by the operator that common sense and caution are factors which cannot be built into this product, but must be supplied by the operator.



WARNING

- ⚠ Before Using Your Light: Please read all instructions and cautionary markings on the package and light
- ⚠ NOTE: Please use the included Mini USB charging cable to charge the LED Light. Using a different USB cable is not recommended
- ⚠ NOTE: Please make sure the LED Light is fully charged before use
- ⚠ Warning: Contains Lithium-Ion battery. BATTERY MUST BE RECYCLED OR DISPOSED OF PROPERLY
- ⚠ Warning: ALWAYS unplug light. Remove dirt and grime as soon as it accumulates. Use a soft, damp cloth and a mild soap, if needed. Be sure not to get the electrical plug wet. NEVER submerge any part of the light in any solution to clean it. DO NOT USE solvents such as gasoline, turpentine, etc. to clean unit. Aerosols and other chemicals may fog the clear lens.
- ⚠ DO NOT replace batteries
- ⚠ DO NOT attempt to work on or alter the battery
- ⚠ Warning: ONLY USE the charger, or power supply provided with the light
- ⚠ DO NOT disassemble light. The light does not have any user serviceable parts.
- ⚠ LIGHT IS NOT WATERPROOF and is not intended for use in showers, saunas or in potentially wet locations. ALWAYS keep this fixture away from sinks, tubs, showers, etc.
- ⚠ NEVER ATTEMPT TO PICK UP PLUGGED-IN APPLIANCES WHEN THEY FALL INTO WATER BECAUSE FATAL ELECTROCUTION COULD RESULT.
- ⚠ This light is intended for use as a general Indoor lighting. DO NOT use in potentially dangerous locations, such as flammable or explosive atmospheres
- ⚠ NEVER operate the light with the clear protective lens removed
- ⚠ KEEP OUT OF REACH OF CHILDREN.
- ⚠ DO NOT dispose of battery in a fire.
- ⚠ KEEP AWAY from excessive heat or flame.
- ⚠ DO NOT look directly into the light.

AL20RSW&AL60RSW& AL60CSW&AL100CSW



IC RSS warning

This device complies with Industry Canada licence-exempt RSS standard (s). Operation is subject to the following two conditions: (1) this device may not cause interference, and (2) this device must accept any interference, including interference that may cause undesired operation of the device.

Le présent appareil est conforme aux CNR d'Industrie Canada applicables aux appareils radio exempts de licence.

L'exploitation est autorisée à deux conditions suivantes:

- (1) l'appareil ne doit pas produire de brouillage, et
- (2) l'utilisateur de l'appareil doit accepter tout brouillage radio électrique subi, même si le brouillage est susceptible d'en compromettre le fonctionnement.

IC Radiation Exposure Statement:

This equipment complies with ICSED radiation exposure limits set forth for an uncontrolled environment.

This equipment should be installed and operated with minimum distance 20cm between the radiator & your body. This transmitter must not be co-located or operating in conjunction with any other antenna or transmitter. Le rayonnement de la classe B respecte ICSED fixant un environnement non contrôlé. L'installation et mise en œuvre de ce matériel devrait avec une distance minimale entre 20 cm du corps. Les émetteurs ne peuvent pas coexister avec cette antenne ou capteurs avec d'autres.

Three (3) Year Limited Product Warranty

This limited warranty is provided only to the original purchaser of LED Work Light fixtures sold under the Southwire® brand name and should be retained for your records. By using this light fixture, you as the original purchaser are asked to carefully read and agree to the following terms and conditions of this Limited Product Warranty ("Limited Warranty") before you use the product. Your use of this product constitutes agreement with all provisions of this warranty. Purchasing this fixture from a third-party vendor negates all warranties (expressed or implied) in this warranty.

Three (3) Year Limited Product Warranty

Southwire Company, LLC warrants to the original purchaser that the LED Work Light fixture will be free from manufacturer defects in material, assembly, and workmanship under normal use for a period of three years from the date of original purchase subject to the terms and conditions of this Limited Warranty.

If any defects due to manufacturing should arise during the first year of purchase and all terms and conditions of the Limited Warranty have been met, Southwire Company, LLC will at its option, either repair or replace the product to the original purchaser without charge.

If the product cannot be repaired within a reasonable time or a reasonable price, Southwire Company, LLC may elect to refund the purchase price instead. No warranty work will be provided without the purchaser's receipt or other proof of the date of original purchase acceptable to Southwire Company, LLC.

This shall be Southwire Company, LLC's maximum and total liability.

All return shipping charges shall be paid by the purchaser. The purchaser may have other rights which vary from state to state or province to province. The warranty does not apply to the following terms/conditions:

- Alteration, opening, tampering or modification of the LED Work Light fixture
- Damage to the fixture caused by accident, misuse, or abuse in handling
- War, theft, vandalism, or an act of God such as fire, floods, rain, wind, or earthquake
- Damages exceeding the total cost of the fixture
- Sealed lamps and/or bulbs, LEDs
- The finish on any portion of the fixture (i.e. surface scratches, weathering, corrosion, as this is considered normal wear and tear.)
- Transit damage, initial installation costs, removal costs, or reinstallation costs.
- Improper maintenance, installation and/or operation of the LED Work Light fixture in other than a normal operating condition or in such a way as to otherwise fail to comply with the instructions or manuals thereof or otherwise constitute misuse;
- Preventing or refusing to allow Southwire Company, LLC to promptly inspect the damaged or defective Work Light fixture

Southwire Company, LLC does not incur liability for any of the following in any event:

- Personal injury;
- Direct, indirect, special, incidental, multiple or consequential damages;

To begin the claims processing procedure, please contact Customer Service Department at 855-SWT00LS (855-798-6657).

Claims Procedure

**AL20RSW&AL60RSW&
AL60CSW&AL100CSW**



1. Contact Consumer Services to return the LED Work Light fixture. Before calling, please be prepared to provide the following information:
 - a) The part/model # of the fixture
 - b) Date and retailer where you purchased the fixture
2. Once the Consumer Services representative advises that you may return the product, you will need to ensure the following steps are adhered to:
 - a) Each claim must be filed within 15 days of the date of the occurrence.
 - b) A copy of the original sale receipts for the landscape lighting fixture must accompany the return.
 - c) Provide the exact date and approximate time of the claimed failure along with a brief written description of how the damage occurred and reasonably describe any damage.
 - d) Send the landscape light fixture to the address below, freight prepaid. Original purchaser assumes all shipping costs and assumes the risk of loss or damage occurring during shipping or handling of the LED Work Light fixture.

**Return product to:
Southwire Company, LLC,
Attention: Tool Warranty Return
840 Old Bremen Road
Carrollton, GA 30117**

3. The returned LED Work Light fixture will be tested by Southwire Company, LLC and the results of this test, together with the technical assessment(s) will be reviewed to determine whether the fixture failed to perform properly. You have the right to obtain copies of all reports at your expense.

THE LIMITED WARRANTY IS THE ONLY WARRANTY OF SOUTHWIRE COMPANY, LLC THERE ARE NO OTHER WARRANTIES, EXPRESSED OR IMPLIED, EXCEPT AS PROVIDED BY LAW, INCLUDING THE IMPLIED WARRANTY OF QUALITY, MERCHANTABILITY OR FITNESS FOR A PARTICULAR PURPOSE AND SUCH IMPLIED WARRANTIES, IF ANY, ARE LIMITED IN DURATION TO THE TERM OF THE LIMITED WARRANTY.

NOTE: Some states and provinces do not allow the exclusion or limitation of incidental or consequential damages, so the above limitation may not apply to you.