

BOSTON

(SPORT)

Manual:
BOSTON

Category:
SPORT



(ENG)

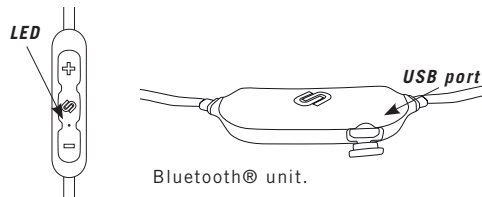
(ENG)

WELCOME TO THE URBANISTA COMMUNITY! #urbanistalife

Thank you for purchasing a pair of Urbanista Boston earphones. Urbanista is inspired by urban environments all around the world. Our products are developed to enhance an active, mobile lifestyle.

Designed to be rain- and sweat-resistant (IPX5), the Boston set should, however, not be submerged in water. Make sure to cover the micro USB port with the silicone lid to protect the set against water.

To turn Boston on, press the logo button for 5 seconds. Boston will be on and it will go into synch mode. The blue LED light will blink continuously. Open the Bluetooth settings on your phone, click on "Urbanista Boston" in "Available devices."



Volume control
hands free.

When the two devices are connected, you can start using Boston to listen to music, or to make phone calls. Once connected, the blue LED light will flash every 10 seconds.

FUNCTIONS

Volume:	Tap on the + or – buttons
Skip to next track:	Press and hold the + button
Skip to previous track:	Press and hold the – button
Answer:	Tap on the logo button
Hang up:	Tap on the logo button
On/Off:	Press and hold the logo button for 5 sec.

The set has a play time of around 6 hours and a 15 days-standby time. A full charge takes around 1 hour. The blue LED light is on while charging and it turns off when the battery is full. The Bluetooth® range is of about 10 meters, without obstacles between the two devices.

(ENG)

To charge the battery of the Boston set, connect the complimentary cable to the micro USB port, and the USB plug to an energy source such as a computer.

The winged GoFit silicone replacements come in three sizes. To get the most out of your workout, it's important to choose the size that fits you best. To remove the silicone plug, very carefully pull it over the two latches that secure the wing. To put the silicone replacement back on, gently place it over the earphone using the same motion in reverse.

Clean the earphones gently with a cloth. When removed, the GoFit silicone plugs can be rinsed with soap under running water. Make sure they are dry before putting them back on.

If you need instructions in additional languages, visit us at:

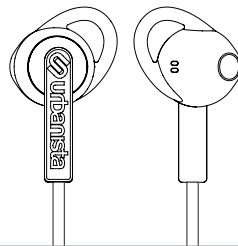
Anleitung und Informationen können unter folgendem Link abgerufen werden:

Pueden encontrar el modo de empleo y información técnica aquí:


www.urbanista.com/instructions

(ENG)

1. Boston, GoFit - Sport



2. Pull & remove gently



(ENG)

All Urbanista headphones are designed and manufactured with your high expectations and best customer experience in mind.

We are devoted in providing the best quality and modern technology, however, as most people realize, electronic products sometimes do have technical difficulties, and sometimes it is due to a manufacturing defect. This is why we offer a one (1) full year replacement warranty, from purchase date, against manufacturer defects on each headphone we sell.

URBANISTA ONE YEAR LIMITED WARRANTY

Urbanista AB hereby warrants that, under normal use, this product will be free from defects in materials and workmanship for a period of one (1) year from the date of original retail purchase. The replacement warranty is valid only if the original proof of purchase issued to the purchaser, specifying the date of purchase, is presented with the product to be replaced.

How does it work? If you believe this product is defective within the warranty period, carefully repack the unit and return the product to your authorized dealer, with the original proof of purchase. Your authorized dealer will replace the product in the case a defect in manufacture or workmanship is identified. In Case your authorized dealer does not have the corresponding product or color in stock, Urbanista AB will promptly provide you with a new product.

This limited replacement warranty does not apply in cases of abuse or misuse of the product, use contrary to Urbanista AB instructions, ordinary wear and tear, incorrect connection, force majeure or unauthorized repair. Any lawsuit for breach of this limited warranty shall be commenced, if at all, within one (1) year of the date that the claim accrues.

Urbanista AB shall not be liable for special, indirect, incidental or consequential damages resulting from the use or inability to use this product, regardless of the legal theory on which the claim is based.

This warranty gives you specific legal rights, and you may have other rights, which vary from country to country. This warranty does not restrict the rights of the consumer mandated under applicable laws.

(ENG)

This product shall not be treated as household waste. Instead it shall be handed over to the applicable collection point for the recycling of electrical and electronic equipment. This product was produced after May 1st 2017.

The limited Premium replacement warranty is valid only if the original proof of purchase issued to the purchaser, specifying the date of purchase, is presented with the product to be replaced.

IMPORTANT SAFETY INSTRUCTIONS

Warnings

- Contains small parts which may be a choking hazard. Not suitable for children under age three.
- Set a low volume setting before using the headphones.
- Long-term exposure to loud music or sounds may cause hearing damage. It is best to avoid high volume levels when using these headphones, especially for extended periods.
- Do not use these headphones when operating a motor vehicle, a bicycle, machinery or where your inability to hear outside sounds may present a danger to you or others.

Cautions

- Using these headphones limits your ability to hear noises around you, regardless of listening volume. Please use caution when using these headphones.
- Do not drop, sit on, or allow the headphones to be immersed in water.
- The pads that accompany these headphones may deteriorate over time. Please make sure to use suitable pads on the headphones at all times.

For any questions or concerns contact
info@urbanista.com

For warranty and safety instructions in other languages:
Vous trouvez les restrictions de sécurité et d'autres informations ici:
Usted encontrará las restricciones de seguridad y otra información aquí:

www.urbanista.com/instructions

A woman with dark hair in a braid is running towards the right. She is wearing a black tank top, patterned leggings with a yellow stripe, and yellow earbuds. A black armband with a smartphone is on her right arm. The background features a wooden fence and a cityscape at sunset.

**WE DESIGN FOR
LIFE IN MOTION**



FCC

Caution: The user is cautioned that changes or modifications not expressly approved by the party responsible for compliance could void the user's authority to operate the equipment.

This device complies with Part 15 of the FCC Rules. Operation is subject to the following two conditions: (1) this device may not cause harmful interference, and (2) this device must accept any interference received, including interference that may cause undesired operation.

NOTE: This equipment has been tested and found to comply with the limits for a Class B digital device, pursuant to Part 15 of the FCC Rules. These limits are designed to provide reasonable protection against harmful interference in a residential installation. This equipment generates, uses and can radiate radio frequency energy and, if not installed and used in accordance with the instructions, may cause harmful interference to radio communications. However, there is no guarantee that interference will not occur in a particular installation.

If this equipment does cause harmful interference to radio or television reception, which can be determined by turning the equipment off and on, the user is encouraged to try to correct the interference by one or more of the following measures:

- Reorient or relocate the receiving antenna.
- Increase the separation between the equipment and receiver.
- Connect the equipment into an outlet on a circuit different from that to which the receiver is connected.
- Consult the dealer or an experienced radio/TV technician for help.

FCC Radiation Exposure Statement:

The device has been evaluated to meet general RF exposure requirement. The device can be used in portable exposure condition without restriction.



*URBANISTA AB, MÄSTER SAMUELSGATAN 10,
111 44 STOCKHOLM, SWEDEN
+46 8 30 38 20 INFO@URBANISTA.COM
WWW.URBANISTA.COM*