


## FULL MANUAL ONLINE



Scan QR code or visit [urbanista.com/manuals](https://urbanista.com/manuals)

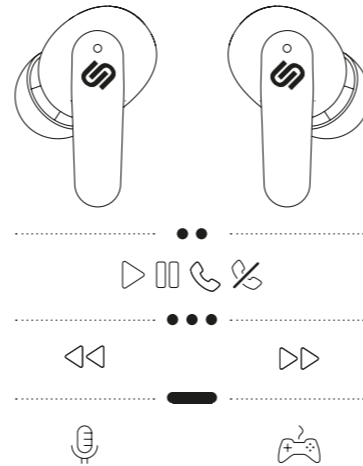
## GETTING STARTED

1. Open the wireless charging case (🔌). The LEDs (💡) will start flashing simultaneously as pairing mode is activated.
2. Go to the Bluetooth® settings on your device and select **Urbanista Seoul** from the list.
3. The LEDs will stop flashing as the connection is established.

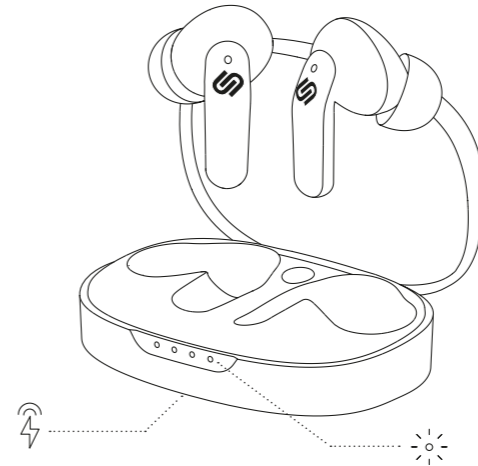
Activate Voice Assistant (🗣️) by left side long-press.

Turn Gaming Mode on/off (🎮) by right side long-press.

## TOUCH CONTROLS

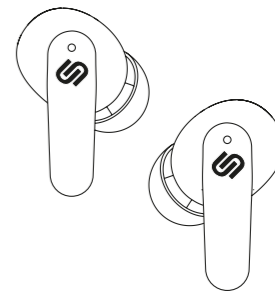


## WIRELESS CHARGING CASE



# SEOUL

## QUICKSTART GUIDE



**urbanista**

