


## APPENDIX B EUT TEST POSITION PHOTOS

---

### Liquid depth $\geq 15\text{cm}$

Phantom Type: Triple Flat Phantom 5.1C; Model: QD 000 P51 CA; S/N: 1130




Phantom Type: Twin SAM; Model: Twin SAM V5.0; S/N: 1412




**Head Left Cheek Setup Photo**




**Head Left Tilt Setup Photo**




**Head Right Check Setup Photo**



**Head Right Tilt Setup Photo**



**Body Back Setup Photo (5mm)**



**Body (Worn) Back Setup Photo (5mm)**

