

**DUT: Mobile Phone; Type: RANGER R3;**

Communication System: GSM bands; Frequency: 836.6 MHz; Duty Cycle: 1:8

Medium parameters used:  $f = 836.6$  MHz;  $\sigma = 0.90$  mho/m;  $\epsilon_r = 41.35$ ;  $\rho = 1000$  kg/m<sup>3</sup>

Phantom section: Left Section

DASY4 Configuration:

- Probe: EX3DV4 – SN7382; ConvF(10.50, 10.50, 10.50); Calibrated: 26/10/2016
- Sensor-Surface: 4mm (Mechanical Surface Detection)
- Electronics: DAE – SN772; Calibrated: 25/10/2016
- Phantom: TWIN SAM; Type: Twin SAM V5.0; Serial: 1909
- Measurement SW: DASY4, V4.5 Build 19; Postprocessing SW: SEMCAD, V1.8 Build 145

**Left head cheek/GSM 835/Mid/Area Scan (91x101x1):** Measurement grid: dx=10mm, dy=10mm

Maximum value of SAR (interpolated) = 0.325 mW/g

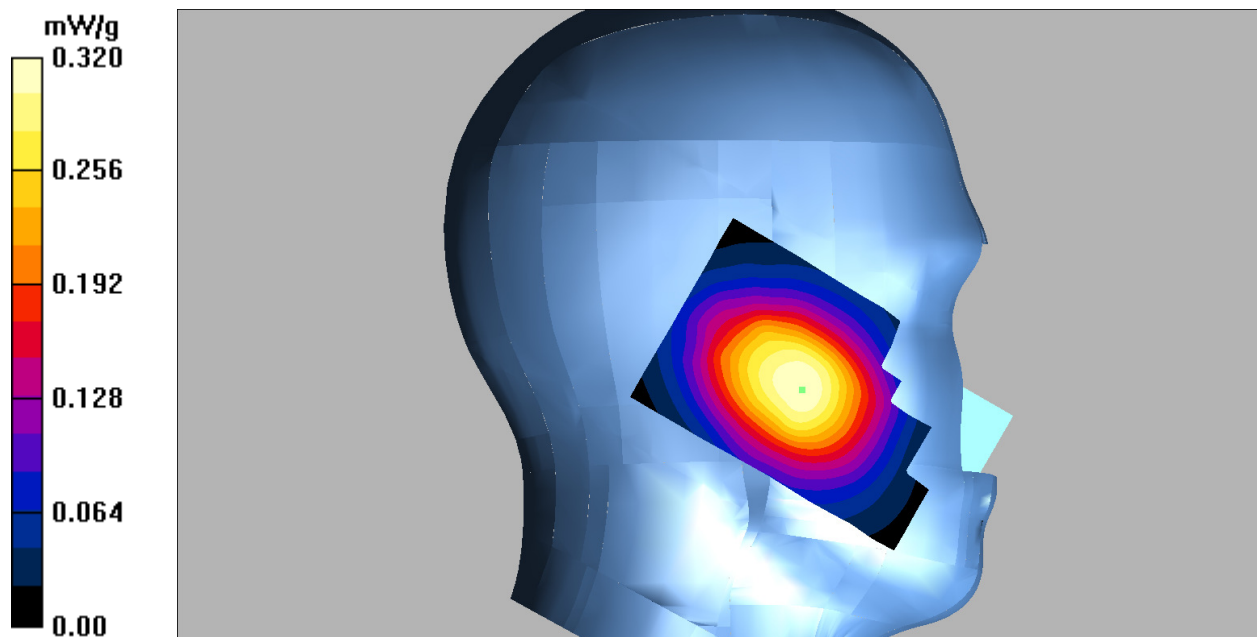
**Left head cheek/GSM 835/Mid/Zoom Scan (7x7x7)/Cube 0:** Measurement grid: dx=5mm, dy=5mm, dz=5mm

Reference Value = 8.46 V/m; Power Drift = 0.150 dB

Peak SAR (extrapolated) = 0.388 W/kg

**SAR(1 g) = 0.307 mW/g; SAR(10 g) = 0.227 mW/g**

Maximum value of SAR (measured) = 0.320 mW/g



**DUT: Mobile Phone; Type: RANGER R3;**

Communication System: GSM bands; Frequency: 836.6 MHz; Duty Cycle: 1:8

Medium parameters used:  $f = 836.6$  MHz;  $\sigma = 0.90$  mho/m;  $\epsilon_r = 41.35$ ;  $\rho = 1000$  kg/m<sup>3</sup>

Phantom section: Left Section

DASY4 Configuration:

- Probe: EX3DV4 – SN7382; ConvF(10.50, 10.50, 10.50); Calibrated: 26/10/2016
- Sensor-Surface: 4mm (Mechanical Surface Detection)
- Electronics: DAE – SN772; Calibrated: 25/10/2016
- Phantom: TWIN SAM; Type: Twin SAM V5.0; Serial: 1909
- Measurement SW: DASY4, V4.5 Build 19; Postprocessing SW: SEMCAD, V1.8 Build 145

**Left head tilt/GSM 835/Mid/Area Scan (91x101x1):** Measurement grid: dx=10mm, dy=10mm

Maximum value of SAR (interpolated) = 0.225 mW/g

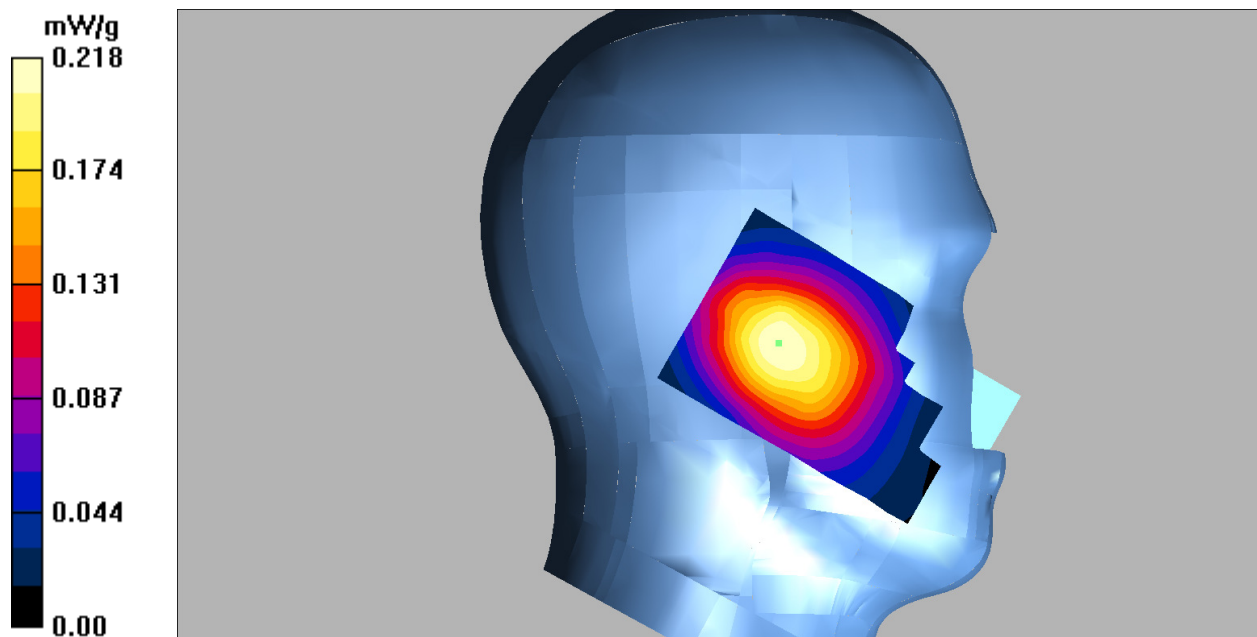
**Left head tilt/GSM 835/Mid/Zoom Scan (7x7x7)/Cube 0:** Measurement grid: dx=5mm, dy=5mm, dz=5mm

Reference Value = 7.03 V/m; Power Drift = -0.027 dB

Peak SAR (extrapolated) = 0.273 W/kg

**SAR(1 g) = 0.184 mW/g; SAR(10 g) = 0.112 mW/g**

Maximum value of SAR (measured) = 0.218 mW/g



**DUT: Mobile Phone; Type: RANGER R3;**

Communication System: GSM bands; Frequency: 836.6 MHz; Duty Cycle: 1:8

Medium parameters used:  $f = 836.6$  MHz;  $\sigma = 0.90$  mho/m;  $\epsilon_r = 41.35$ ;  $\rho = 1000$  kg/m<sup>3</sup>

Phantom section: Right Section

DASY4 Configuration:

- Probe: EX3DV4 – SN7382; ConvF(10.50, 10.50, 10.50); Calibrated: 26/10/2016
- Sensor-Surface: 4mm (Mechanical Surface Detection)
- Electronics: DAE – SN772; Calibrated: 25/10/2016
- Phantom: TWIN SAM; Type: Twin SAM V5.0; Serial: 1909
- Measurement SW: DASY4, V4.5 Build 19; Postprocessing SW: SEMCAD, V1.8 Build 145

**Right head cheek/GSM 835/Mid/Area Scan (91x101x1):** Measurement grid: dx=10mm, dy=10mm

Maximum value of SAR (interpolated) = 0.336 mW/g

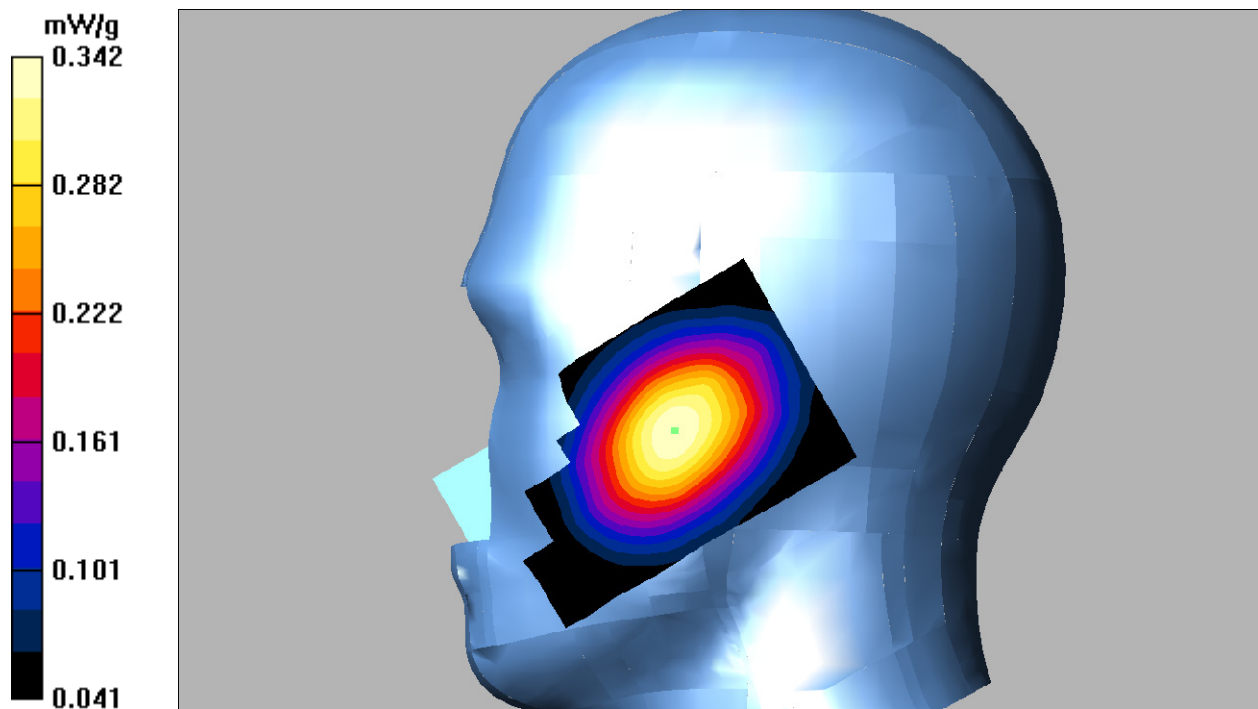
**Right head cheek/GSM 835/Mid/Zoom Scan (7x7x7)/Cube 0:** Measurement grid: dx=5mm, dy=5mm, dz=5mm

Reference Value = 9.35 V/m; Power Drift = 0.046 dB

Peak SAR (extrapolated) = 0.408 W/kg

**SAR(1 g) = 0.324 mW/g; SAR(10 g) = 0.240 mW/g**

Maximum value of SAR (measured) = 0.342 mW/g



**DUT: Mobile Phone; Type: RANGER R3;**

Communication System: GSM bands; Frequency: 836.6 MHz; Duty Cycle: 1:8

Medium parameters used:  $f = 836.6$  MHz;  $\sigma = 0.90$  mho/m;  $\epsilon_r = 41.35$ ;  $\rho = 1000$  kg/m<sup>3</sup>

Phantom section: Right Section

DASY4 Configuration:

- Probe: EX3DV4 – SN7382; ConvF(10.50, 10.50, 10.50); Calibrated: 26/10/2016
- Sensor-Surface: 4mm (Mechanical Surface Detection)
- Electronics: DAE – SN772; Calibrated: 25/10/2016
- Phantom: TWIN SAM; Type: Twin SAM V5.0; Serial: 1909
- Measurement SW: DASY4, V4.5 Build 19; Postprocessing SW: SEMCAD, V1.8 Build 145

**Right head tilt/GSM 835/Mid/Area Scan (91x101x1):** Measurement grid: dx=10mm, dy=10mm

Maximum value of SAR (interpolated) = 0.195 mW/g

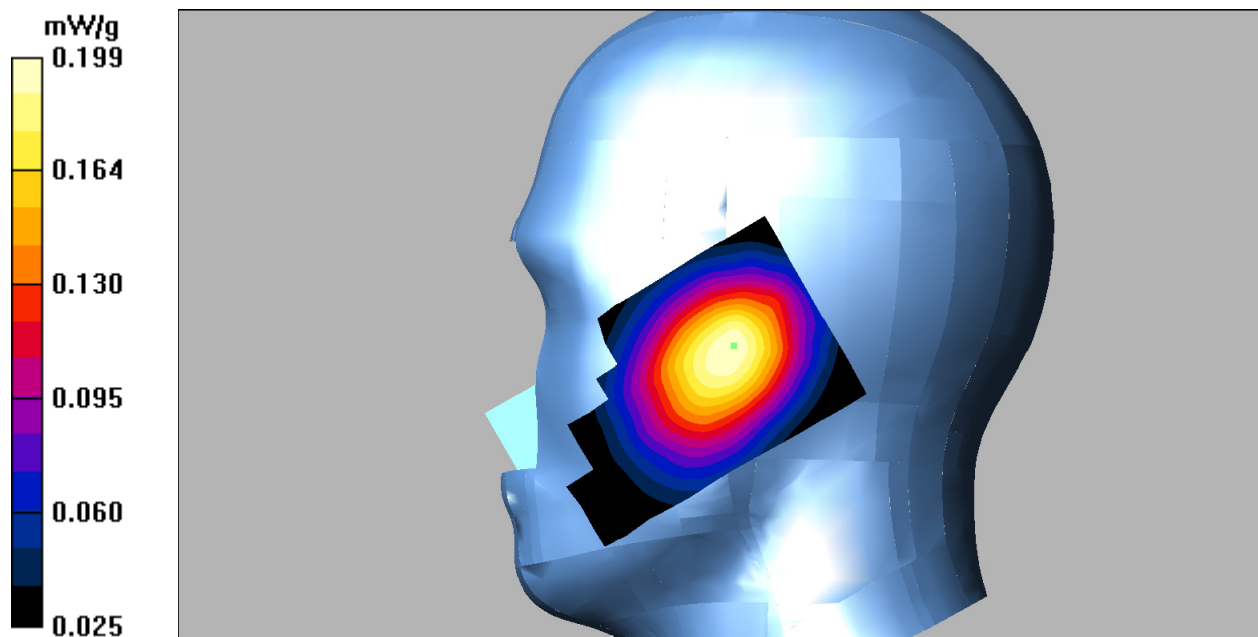
**Right head tilt/GSM 835/Mid/Zoom Scan (7x7x7)/Cube 0:** Measurement grid: dx=5mm, dy=5mm, dz=5mm

Reference Value = 8.97 V/m; Power Drift = -0.042 dB

Peak SAR (extrapolated) = 0.235 W/kg

**SAR(1 g) = 0.190 mW/g; SAR(10 g) = 0.142 mW/g**

Maximum value of SAR (measured) = 0.199 mW/g



**DUT: Mobile Phone; Type: RANGER R3;**

Communication System: GSM bands; Frequency: 836.6 MHz; Duty Cycle: 1:8

Medium parameters used:  $f = 836.6$  MHz;  $\sigma = 0.97$  mho/m;  $\epsilon_r = 55.21$ ;  $\rho = 1000$  kg/m<sup>3</sup>

Phantom section: Flat Section

DASY4 Configuration:

- Probe: EX3DV4 – SN7382; ConvF(10.54, 10.54, 10.54); Calibrated: 26/10/2016
- Sensor-Surface: 4mm (Mechanical Surface Detection)
- Electronics: DAE – SN772; Calibrated: 25/10/2016
- Phantom: TWIN SAM; Type: Twin SAM V5.0; Serial: 1909
- Measurement SW: DASY4, V4.5 Build 19; Postprocessing SW: SEMCAD, V1.8 Build 145

**Body-worn/GSM 835/Mid/Area Scan (91x101x1):** Measurement grid: dx=10mm, dy=10mm

Maximum value of SAR (interpolated) = 0.128 mW/g

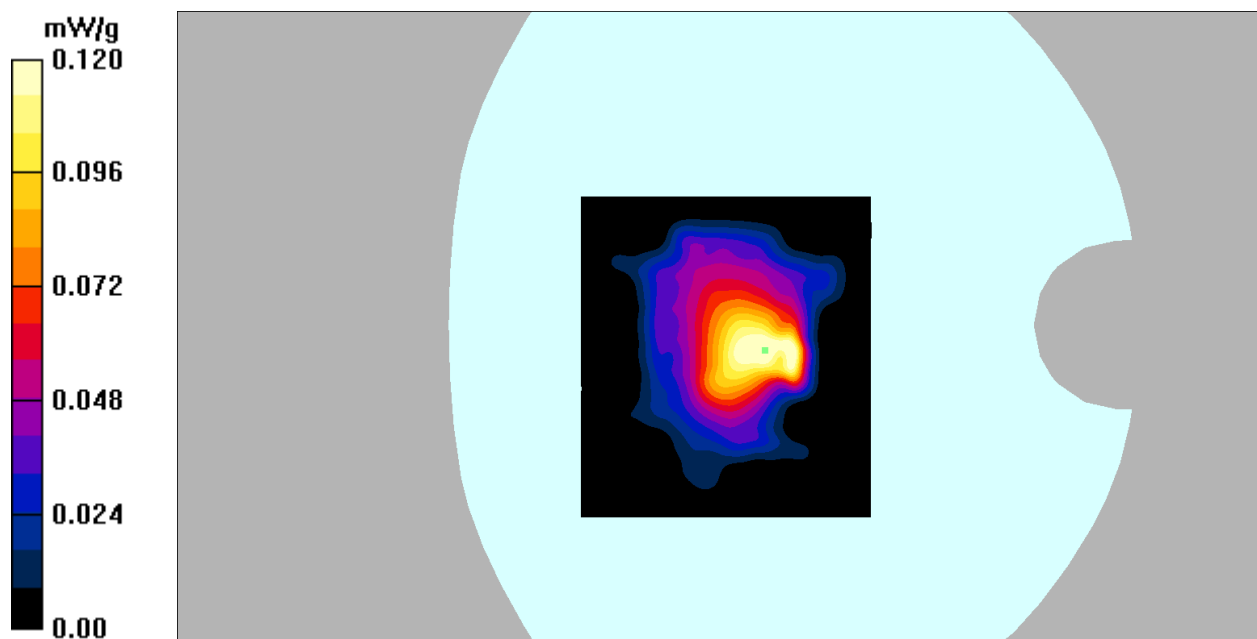
**Body-worn/GSM 835/Mid/Zoom Scan (7x7x7)/Cube 0:** Measurement grid: dx=5mm, dy=5mm, dz=5mm

Reference Value = 6.59 V/m; Power Drift = -0.072 dB

Peak SAR (extrapolated) = 0.155 W/kg

**SAR(1 g) = 0.102 mW/g; SAR(10 g) = 0.048 mW/g**

Maximum value of SAR (measured) = 0.120 mW/g



**DUT: Mobile Phone; Type: RANGER R3;**

Communication System: GPRS bands-4slots; Frequency: 824.2 MHz; Duty Cycle: 1:2  
Medium parameters used:  $f = 824.2$  MHz;  $\sigma = 0.98$  mho/m;  $\epsilon_r = 55.06$ ;  $\rho = 1000$  kg/m<sup>3</sup>  
Phantom section: Flat Section

DASY4 Configuration:

- Probe: EX3DV4 – SN7382; ConvF(10.54, 10.54, 10.54); Calibrated: 26/10/2016
- Sensor-Surface: 4mm (Mechanical Surface Detection)
- Electronics: DAE – SN772; Calibrated: 25/10/2016
- Phantom: TWIN SAM; Type: Twin SAM V5.0; Serial: 1909
- Measurement SW: DASY4, V4.5 Build 19; Postprocessing SW: SEMCAD, V1.8 Build 145

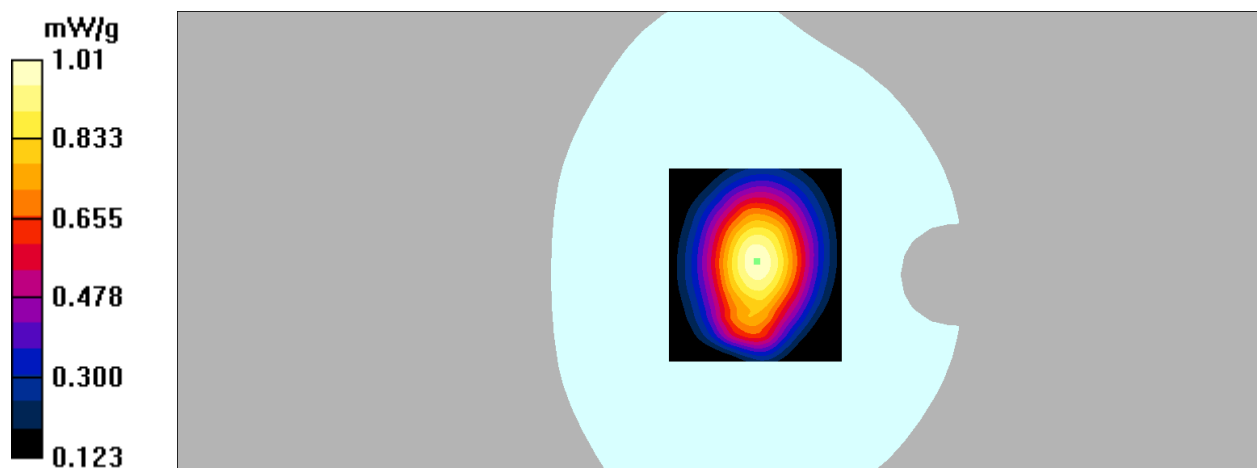
**Body-Back/GPRS 835/Low/Area Scan (91x101x1):** Measurement grid: dx=10mm, dy=10mm  
Maximum value of SAR (interpolated) = 0.999 mW/g

**Body-Back/GPRS 835/Low/Zoom Scan (7x7x7)/Cube 0:** Measurement grid: dx=5mm, dy=5mm, dz=5mm  
Reference Value = 32.2 V/m; Power Drift = -0.070 dB

Peak SAR (extrapolated) = 1.22 W/kg

**SAR(1 g) = 0.949 mW/g; SAR(10 g) = 0.689 mW/g**

Maximum value of SAR (measured) = 1.01 mW/g



**DUT: Mobile Phone; Type: RANGER R3;**

Communication System: GPRS bands-4slots; Frequency: 836.6 MHz; Duty Cycle: 1:2  
Medium parameters used:  $f = 836.6$  MHz;  $\sigma = 0.97$  mho/m;  $\epsilon_r = 55.21$ ;  $\rho = 1000$  kg/m<sup>3</sup>  
Phantom section: Flat Section

DASY4 Configuration:

- Probe: EX3DV4 – SN7382; ConvF(10.54, 10.54, 10.54); Calibrated: 26/10/2016
- Sensor-Surface: 4mm (Mechanical Surface Detection)
- Electronics: DAE – SN772; Calibrated: 25/10/2016
- Phantom: TWIN SAM; Type: Twin SAM V5.0; Serial: 1909
- Measurement SW: DASY4, V4.5 Build 19; Postprocessing SW: SEMCAD, V1.8 Build 145

**Body-Back/GPRS 835/Mid/Area Scan (91x101x1):** Measurement grid: dx=10mm, dy=10mm

Maximum value of SAR (interpolated) = 1.04 mW/g

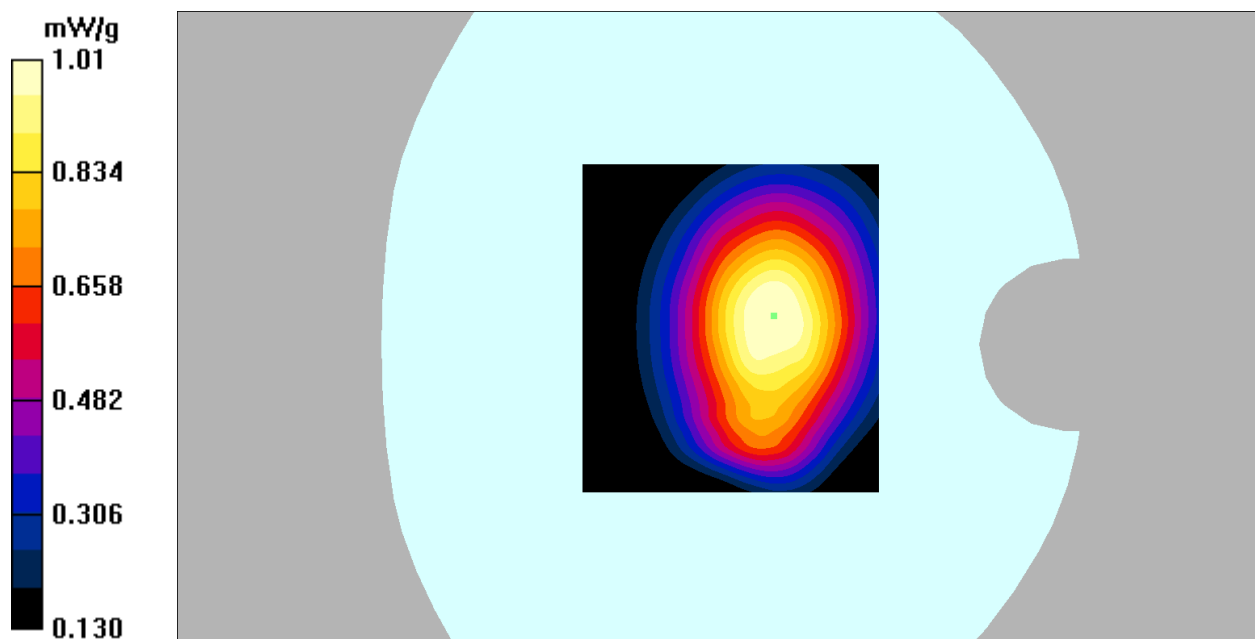
**Body-Back/GPRS 835/Mid/Zoom Scan (7x7x7)/Cube 0:** Measurement grid: dx=5mm, dy=5mm, dz=5mm

Reference Value = 30.2 V/m; Power Drift = -0.082 dB

Peak SAR (extrapolated) = 1.22 W/kg

**SAR(1 g) = 0.956 mW/g; SAR(10 g) = 0.694 mW/g**

Maximum value of SAR (measured) = 1.01 mW/g



**DUT: Mobile Phone; Type: RANGER R3;**

Communication System: GPRS bands-4slots; Frequency: 848.8 MHz; Duty Cycle: 1:2  
Medium parameters used:  $f = 848.8$  MHz;  $\sigma = 0.99$  mho/m;  $\epsilon_r = 55.47$ ;  $\rho = 1000$  kg/m<sup>3</sup>  
Phantom section: Flat Section

DASY4 Configuration:

- Probe: EX3DV4 – SN7382; ConvF(10.54, 10.54, 10.54); Calibrated: 26/10/2016
- Sensor-Surface: 4mm (Mechanical Surface Detection)
- Electronics: DAE – SN772; Calibrated: 25/10/2016
- Phantom: TWIN SAM; Type: Twin SAM V5.0; Serial: 1909
- Measurement SW: DASY4, V4.5 Build 19; Postprocessing SW: SEMCAD, V1.8 Build 145

**Body-Back/GPRS 835/High/Area Scan (91x101x1):** Measurement grid: dx=10mm, dy=10mm

Maximum value of SAR (interpolated) = 1.12 mW/g


**Body-Back/GPRS 835/High/Zoom Scan (7x7x7)/Cube 0:** Measurement grid: dx=5mm, dy=5mm, dz=5mm

Reference Value = 28.8 V/m; Power Drift = -0.192 dB

Peak SAR (extrapolated) = 1.32 W/kg

**SAR(1 g) = 1.02 mW/g; SAR(10 g) = 0.743 mW/g**

Maximum value of SAR (measured) = 1.09 mW/g





**DUT: Mobile Phone; Type: RANGER R3;**

Communication System: GSM bands; Frequency: 1880 MHz; Duty Cycle: 1:8

Medium parameters used:  $f = 1880$  MHz;  $\sigma = 1.39$  mho/m;  $\epsilon_r = 40.50$ ;  $\rho = 1000$  kg/m<sup>3</sup>

Phantom section: Left Section

DASY4 Configuration:

- Probe: EX3DV4 – SN7382; ConvF(8.71, 8.71, 8.71); Calibrated: 26/10/2016
- Sensor-Surface: 4mm (Mechanical Surface Detection)
- Electronics: DAE – SN772; Calibrated: 25/10/2016
- Phantom: TWIN SAM; Type: Twin SAM V5.0; Serial: 1909
- Measurement SW: DASY4, V4.5 Build 19; Postprocessing SW: SEMCAD, V1.8 Build 145

**Left head cheek/PCS1900/Mid/Area Scan (61x71x1):** Measurement grid: dx=15mm, dy=15mm

Maximum value of SAR (interpolated) = 0.547 mW/g

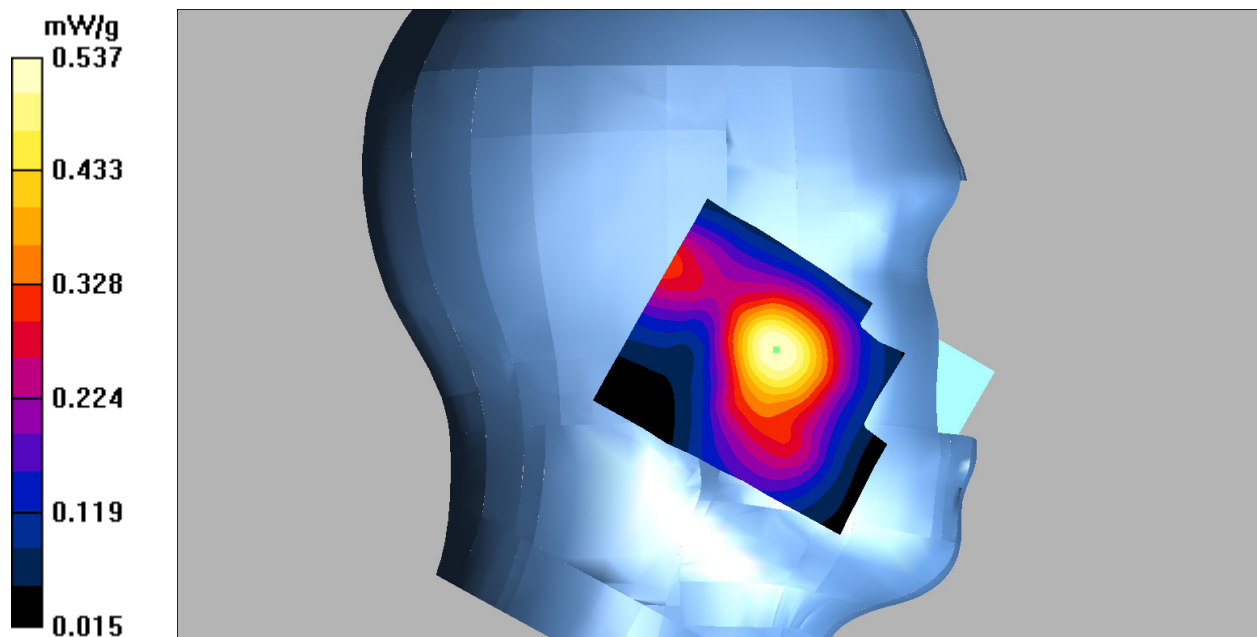
**Left head cheek/PCS1900/Mid/Zoom Scan (5x5x7)/Cube 0:** Measurement grid: dx=8mm, dy=8mm, dz=5mm

Reference Value = 11.3 V/m; Power Drift = 0.018 dB

Peak SAR (extrapolated) = 0.754 W/kg

**SAR(1 g) = 0.499 mW/g; SAR(10 g) = 0.297 mW/g**

Maximum value of SAR (measured) = 0.537 mW/g



**DUT: Mobile Phone; Type: RANGER R3;**

Communication System: GSM bands; Frequency: 1880 MHz; Duty Cycle: 1:8

Medium parameters used:  $f = 1880$  MHz;  $\sigma = 1.39$  mho/m;  $\epsilon_r = 40.50$ ;  $\rho = 1000$  kg/m<sup>3</sup>

Phantom section: Left Section

DASY4 Configuration:

- Probe: EX3DV4 – SN7382; ConvF(8.71, 8.71, 8.71); Calibrated: 26/10/2016
- Sensor-Surface: 4mm (Mechanical Surface Detection)
- Electronics: DAE – SN772; Calibrated: 25/10/2016
- Phantom: TWIN SAM; Type: Twin SAM V5.0; Serial: 1909
- Measurement SW: DASY4, V4.5 Build 19; Postprocessing SW: SEMCAD, V1.8 Build 145

**Left head tilt/PCS1900/Mid/Area Scan (61x71x1):** Measurement grid: dx=15mm, dy=15mm

Maximum value of SAR (interpolated) = 0.428 mW/g

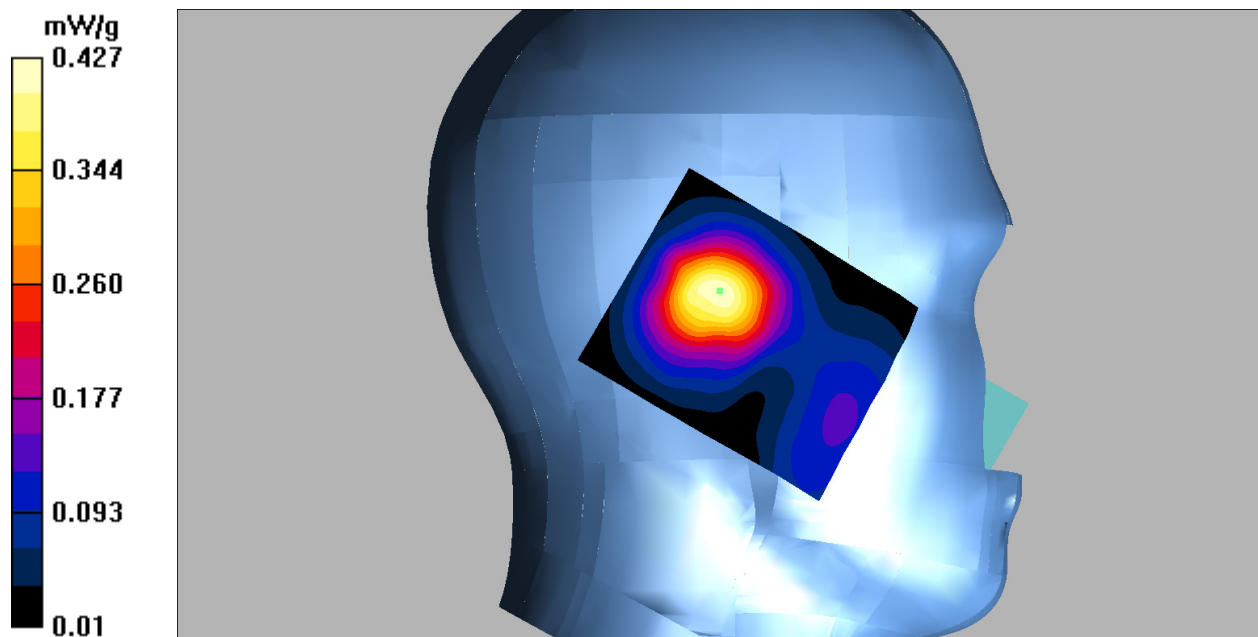
**Left head tilt/PCS1900/Mid/Zoom Scan (5x5x7)/Cube 0:** Measurement grid: dx=8mm, dy=8mm, dz=5mm

Reference Value = 15.7 V/m; Power Drift = 0.089 dB

Peak SAR (extrapolated) = 0.600 W/kg

**SAR(1 g) = 0.383 mW/g; SAR(10 g) = 0.225 mW/g**

Maximum value of SAR (measured) = 0.427 mW/g



**DUT: Mobile Phone; Type: RANGER R3;**

Communication System: GSM bands; Frequency: 1880 MHz; Duty Cycle: 1:8

Medium parameters used:  $f = 1880$  MHz;  $\sigma = 1.39$  mho/m;  $\epsilon_r = 40.50$ ;  $\rho = 1000$  kg/m<sup>3</sup>

Phantom section: Right Section

DASY4 Configuration:

- Probe: EX3DV4 – SN7382; ConvF(8.71, 8.71, 8.71); Calibrated: 26/10/2016
- Sensor-Surface: 4mm (Mechanical Surface Detection)
- Electronics: DAE – SN772; Calibrated: 25/10/2016
- Phantom: TWIN SAM; Type: Twin SAM V5.0; Serial: 1909
- Measurement SW: DASY4, V4.5 Build 19; Postprocessing SW: SEMCAD, V1.8 Build 145

**Right head cheek/PCS1900/Mid/Area Scan (61x71x1):** Measurement grid: dx=15mm, dy=15mm

Maximum value of SAR (interpolated) = 0.559 mW/g

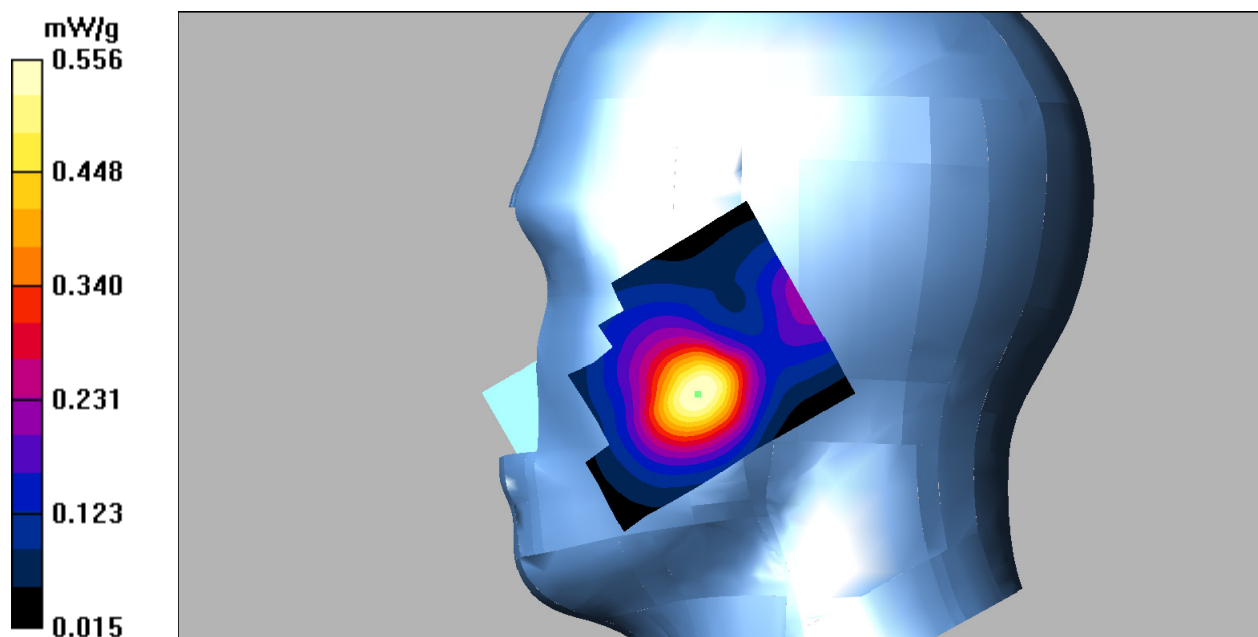
**Right head cheek/PCS1900/Mid/Zoom Scan (5x5x7)/Cube 0:** Measurement grid: dx=8mm, dy=8mm, dz=5mm

Reference Value = 11.7 V/m; Power Drift = -0.066 dB

Peak SAR (extrapolated) = 0.801 W/kg

**SAR(1 g) = 0.502 mW/g; SAR(10 g) = 0.289 mW/g**

Maximum value of SAR (measured) = 0.556 mW/g



**DUT: Mobile Phone; Type: RANGER R3;**

Communication System: GSM bands; Frequency: 1880 MHz; Duty Cycle: 1:8

Medium parameters used:  $f = 1880$  MHz;  $\sigma = 1.39$  mho/m;  $\epsilon_r = 40.50$ ;  $\rho = 1000$  kg/m<sup>3</sup>

Phantom section: Right Section

DASY4 Configuration:

- Probe: EX3DV4 – SN7382; ConvF(8.71, 8.71, 8.71); Calibrated: 26/10/2016
- Sensor-Surface: 4mm (Mechanical Surface Detection)
- Electronics: DAE – SN772; Calibrated: 25/10/2016
- Phantom: TWIN SAM; Type: Twin SAM V5.0; Serial: 1909
- Measurement SW: DASY4, V4.5 Build 19; Postprocessing SW: SEMCAD, V1.8 Build 145

**Right head tilt/PCS1900/Mid/Area Scan (61x71x1):** Measurement grid: dx=15mm, dy=15mm

Maximum value of SAR (interpolated) = 0.331 mW/g

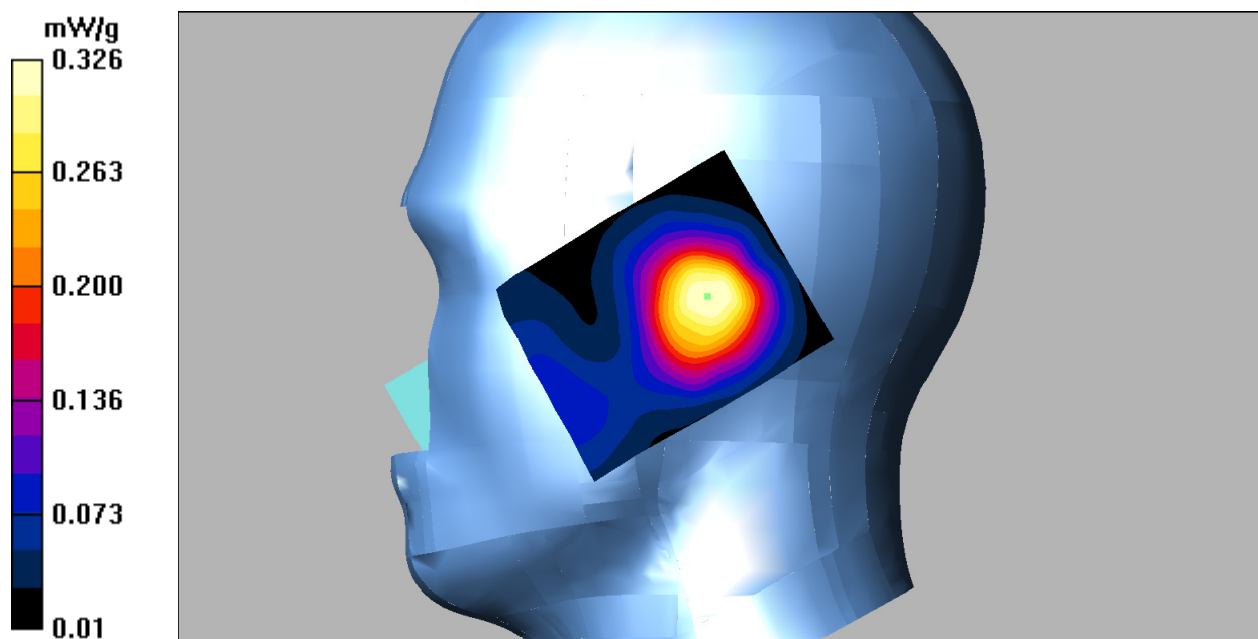
**Right head tilt/PCS1900/Mid/Zoom Scan (5x5x7)/Cube 0:** Measurement grid: dx=8mm, dy=8mm, dz=5mm

Reference Value = 13.0 V/m; Power Drift = -0.037 dB

Peak SAR (extrapolated) = 0.462 W/kg

**SAR(1 g) = 0.301 mW/g; SAR(10 g) = 0.180 mW/g**

Maximum value of SAR (measured) = 0.326 mW/g



**DUT: Mobile Phone; Type: RANGER R3;**

Communication System: GSM bands; Frequency: 1880 MHz; Duty Cycle: 1:8

Medium parameters used:  $f = 1880$  MHz;  $\sigma = 1.53$  mho/m;  $\epsilon_r = 52.26$ ;  $\rho = 1000$  kg/m<sup>3</sup>

Phantom section: Flat Section

DASY4 Configuration:

- Probe: EX3DV4 – SN7382; ConvF(8.31, 8.31, 8.31); Calibrated: 26/10/2016
- Sensor-Surface: 4mm (Mechanical Surface Detection)
- Electronics: DAE – SN772; Calibrated: 25/10/2016
- Phantom: TWIN SAM; Type: Twin SAM V5.0; Serial: 1909
- Measurement SW: DASY4, V4.5 Build 19; Postprocessing SW: SEMCAD, V1.8 Build 145

**Body-worn-GSM1900/Mid/Area Scan (91x111x1):** Measurement grid: dx=10mm, dy=10mm

Maximum value of SAR (interpolated) = 0.128 mW/g


**Body-worn-GSM1900/Mid/Zoom Scan (7x7x7)/Cube 0:** Measurement grid: dx=5mm, dy=5mm, dz=5mm

Reference Value = 6.59 V/m; Power Drift = -0.022 dB

Peak SAR (extrapolated) = 0.155 W/kg

**SAR(1 g) = 0.102 mW/g; SAR(10 g) = 0.048 mW/g**

Maximum value of SAR (measured) = 0.120 mW/g



**DUT: Mobile Phone; Type: RANGER R3;**

Communication System: GPRS bands-4slots; Frequency: 1909.8 MHz; Duty Cycle: 1:2  
Medium parameters used:  $f = 1909.8$  MHz;  $\sigma = 1.54$  mho/m;  $\epsilon_r = 52.68$ ;  $\rho = 1000$  kg/m<sup>3</sup>  
Phantom section: Flat Section

DASY4 Configuration:

- Probe: EX3DV4 – SN7382; ConvF(8.31, 8.31, 8.31); Calibrated: 26/10/2016
- Sensor-Surface: 4mm (Mechanical Surface Detection)
- Electronics: DAE – SN772; Calibrated: 25/10/2016
- Phantom: TWIN SAM; Type: Twin SAM V5.0; Serial: 1909
- Measurement SW: DASY4, V4.5 Build 19; Postprocessing SW: SEMCAD, V1.8 Build 145


**Body-Back/GPRS1900/High/Area Scan (91x111x1):** Measurement grid: dx=10mm, dy=10mm  
Maximum value of SAR (interpolated) = 0.306 mW/g

**Body-Back/GPRS1900/High/Zoom Scan (7x7x7)/Cube 0:** Measurement grid: dx=5mm, dy=5mm, dz=5mm  
Reference Value = 9.91 V/m; Power Drift = 0.148 dB

Peak SAR (extrapolated) = 0.488 W/kg

**SAR(1 g) = 0.264 mW/g; SAR(10 g) = 0.139 mW/g**

Maximum value of SAR (measured) = 0.295 mW/g



**DUT: Mobile Phone; Type: RANGER R3;**

Communication System: 3G Bands; Frequency: 836.6 MHz; Duty Cycle: 1:1

Medium parameters used:  $f = 836.6$  MHz;  $\sigma = 0.90$  mho/m;  $\epsilon_r = 41.35$ ;  $\rho = 1000$  kg/m<sup>3</sup>

Phantom section: Left Section

DASY4 Configuration:

- Probe: EX3DV4 – SN7382; ConvF(10.50, 10.50, 10.50); Calibrated: 26/10/2016
- Sensor-Surface: 4mm (Mechanical Surface Detection)
- Electronics: DAE – SN772; Calibrated: 25/10/2016
- Phantom: TWIN SAM; Type: Twin SAM V5.0; Serial: 1909
- Measurement SW: DASY4, V4.5 Build 19; Postprocessing SW: SEMCAD, V1.8 Build 145

**Left head cheek/WCDMA 835/Mid/Area Scan (91x101x1):** Measurement grid: dx=10mm, dy=10mm

Maximum value of SAR (interpolated) = 0.603 mW/g

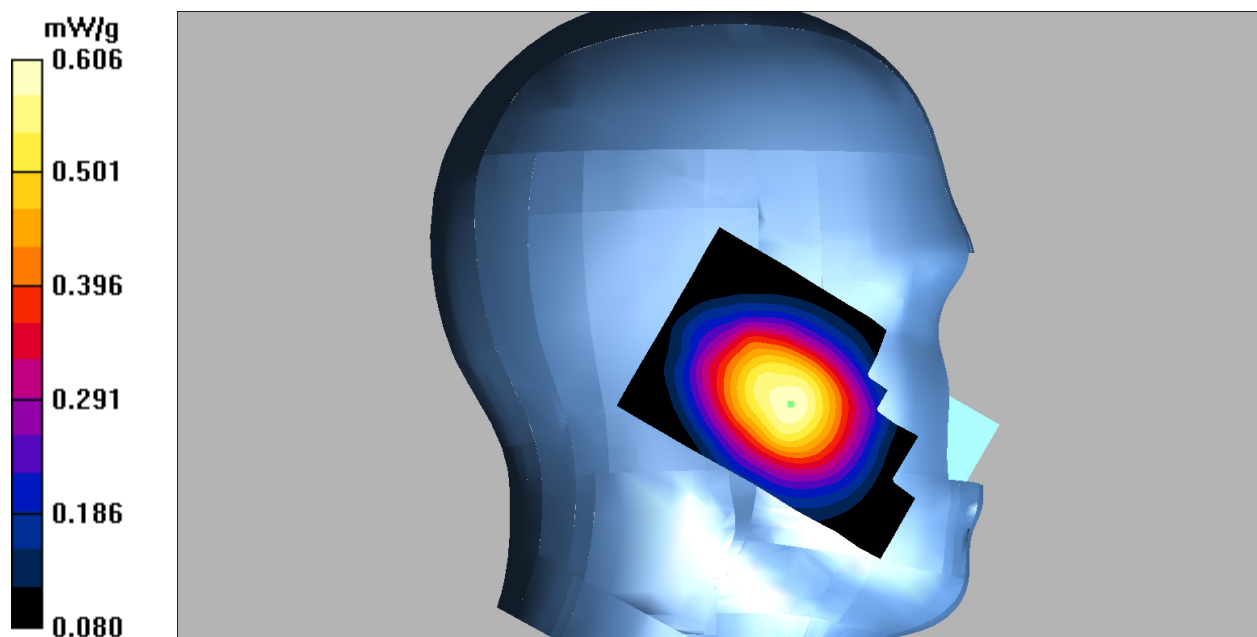
**Left head cheek/WCDMA 835/Mid/Zoom Scan (7x7x7)/Cube 0:** Measurement grid: dx=5mm, dy=5mm, dz=5mm

Reference Value = 10.2 V/m; Power Drift = -0.082 dB

Peak SAR (extrapolated) = 0.722 W/kg

**SAR(1 g) = 0.573 mW/g; SAR(10 g) = 0.422 mW/g**

Maximum value of SAR (measured) = 0.606 mW/g



**DUT: Mobile Phone; Type: RANGER R3;**

Communication System: 3G Bands; Frequency: 836.6 MHz; Duty Cycle: 1:1

Medium parameters used:  $f = 836.6$  MHz;  $\sigma = 0.90$  mho/m;  $\epsilon_r = 41.35$ ;  $\rho = 1000$  kg/m<sup>3</sup>

Phantom section: Left Section

DASY4 Configuration:

- Probe: EX3DV4 – SN7382; ConvF(10.50, 10.50, 10.50); Calibrated: 26/10/2016
- Sensor-Surface: 4mm (Mechanical Surface Detection)
- Electronics: DAE – SN772; Calibrated: 25/10/2016
- Phantom: TWIN SAM; Type: Twin SAM V5.0; Serial: 1909
- Measurement SW: DASY4, V4.5 Build 19; Postprocessing SW: SEMCAD, V1.8 Build 145

**Left head tilt/WCDMA 835/Mid/Area Scan (91x101x1):** Measurement grid: dx=10mm, dy=10mm

Maximum value of SAR (interpolated) = 0.380 mW/g

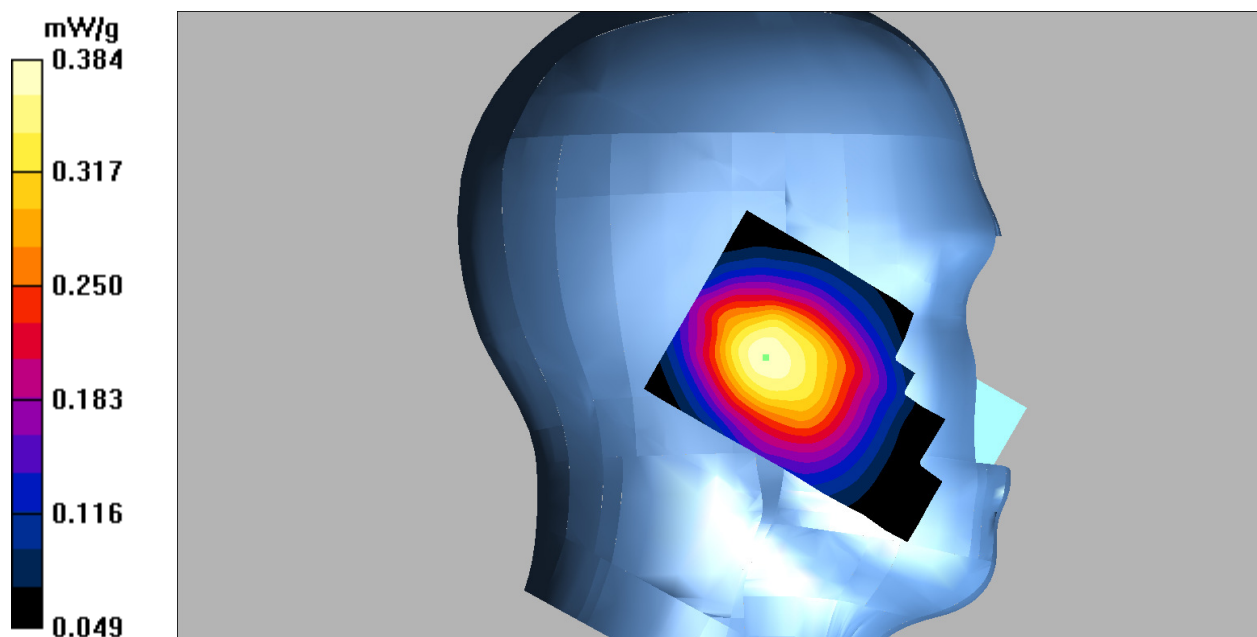
**Left head tilt/WCDMA 835/Mid/Zoom Scan (7x7x7)/Cube 0:** Measurement grid: dx=5mm, dy=5mm, dz=5mm

Reference Value = 13.4 V/m; Power Drift = -0.039 dB

Peak SAR (extrapolated) = 0.462 W/kg

**SAR(1 g) = 0.364 mW/g; SAR(10 g) = 0.272 mW/g**

Maximum value of SAR (measured) = 0.384 mW/g





**DUT: Mobile Phone; Type: RANGER R3;**

Communication System: 3G Bands; Frequency: 836.6 MHz; Duty Cycle: 1:1

Medium parameters used:  $f = 836.6$  MHz;  $\sigma = 0.90$  mho/m;  $\epsilon_r = 41.35$ ;  $\rho = 1000$  kg/m<sup>3</sup>

Phantom section: Right Section

DASY4 Configuration:

- Probe: EX3DV4 – SN7382; ConvF(10.50, 10.50, 10.50); Calibrated: 26/10/2016
- Sensor-Surface: 4mm (Mechanical Surface Detection)
- Electronics: DAE – SN772; Calibrated: 25/10/2016
- Phantom: TWIN SAM; Type: Twin SAM V5.0; Serial: 1909
- Measurement SW: DASY4, V4.5 Build 19; Postprocessing SW: SEMCAD, V1.8 Build 145

**Right head cheek/WCDMA 835/Mid/Area Scan (91x101x1):** Measurement grid: dx=10mm, dy=10mm

Maximum value of SAR (interpolated) = 0.615 mW/g


**Right head cheek/WCDMA 835/Mid/Zoom Scan (7x7x7)/Cube 0:** Measurement grid: dx=5mm, dy=5mm, dz=5mm

Reference Value = 13.2 V/m; Power Drift = -0.115 dB

Peak SAR (extrapolated) = 0.748 W/kg

**SAR(1 g) = 0.593 mW/g; SAR(10 g) = 0.438 mW/g**

Maximum value of SAR (measured) = 0.628 mW/g



**DUT: Mobile Phone; Type: RANGER R3;**

Communication System: 3G Bands; Frequency: 836.6 MHz; Duty Cycle: 1:1

Medium parameters used:  $f = 836.6$  MHz;  $\sigma = 0.90$  mho/m;  $\epsilon_r = 41.35$ ;  $\rho = 1000$  kg/m<sup>3</sup>

Phantom section: Right Section

DASY4 Configuration:

- Probe: EX3DV4 – SN7382; ConvF(10.50, 10.50, 10.50); Calibrated: 26/10/2016
- Sensor-Surface: 4mm (Mechanical Surface Detection)
- Electronics: DAE – SN772; Calibrated: 25/10/2016
- Phantom: TWIN SAM; Type: Twin SAM V5.0; Serial: 1909
- Measurement SW: DASY4, V4.5 Build 19; Postprocessing SW: SEMCAD, V1.8 Build 145

**Right head tilt/WCDMA 835/Mid/Area Scan (91x101x1):** Measurement grid: dx=10mm, dy=10mm

Maximum value of SAR (interpolated) = 0.342 mW/g


**Right head tilt/WCDMA 835/Mid/Zoom Scan (7x7x7)/Cube 0:** Measurement grid: dx=5mm, dy=5mm, dz=5mm

Reference Value = 12.0 V/m; Power Drift = -0.067 dB

Peak SAR (extrapolated) = 0.411 W/kg

**SAR(1 g) = 0.330 mW/g; SAR(10 g) = 0.246 mW/g**

Maximum value of SAR (measured) = 0.346 mW/g



**DUT: Mobile Phone; Type: RANGER R3;**

Communication System: 3G Bands; Frequency: 836.6 MHz; Duty Cycle: 1:1

Medium parameters used:  $f = 836.6$  MHz;  $\sigma = 0.97$  mho/m;  $\epsilon_r = 55.21$ ;  $\rho = 1000$  kg/m<sup>3</sup>

Phantom section: Flat Section

DASY4 Configuration:

- Probe: EX3DV4 – SN7382; ConvF(10.54, 10.54, 10.54); Calibrated: 26/10/2016
- Sensor-Surface: 4mm (Mechanical Surface Detection)
- Electronics: DAE – SN772; Calibrated: 25/10/2016
- Phantom: TWIN SAM; Type: Twin SAM V5.0; Serial: 1909
- Measurement SW: DASY4, V4.5 Build 19; Postprocessing SW: SEMCAD, V1.8 Build 145

**Body-Back/WCDMA835/Mid/Area Scan (91x101x1):** Measurement grid: dx=10mm, dy=10mm

Maximum value of SAR (interpolated) = 0.837 mW/g


**Body-Back/WCDMA835/Mid/Zoom Scan (7x7x7)/Cube 0:** Measurement grid: dx=5mm, dy=5mm, dz=5mm

Reference Value = 26.3 V/m; Power Drift = 0.048 dB

Peak SAR (extrapolated) = 1.03 W/kg

**SAR(1 g) = 0.758 mW/g; SAR(10 g) = 0.579 mW/g**

Maximum value of SAR (measured) = 0.848 mW/g



**DUT: Mobile Phone; Type: RANGER R3;**

Communication System: 3G Bands; Frequency: 1852.4 MHz; Duty Cycle: 1:1

Medium parameters used:  $f = 1852.4$  MHz;  $\sigma = 1.42$  mho/m;  $\epsilon_r = 40.05$ ;  $\rho = 1000$  kg/m<sup>3</sup>

Phantom section: Left Section

DASY4 Configuration:

- Probe: EX3DV4 – SN7382; ConvF(8.71, 8.71, 8.71); Calibrated: 26/10/2016
- Sensor-Surface: 4mm (Mechanical Surface Detection)
- Electronics: DAE – SN772; Calibrated: 25/10/2016
- Phantom: TWIN SAM; Type: Twin SAM V5.0; Serial: 1909
- Measurement SW: DASY4, V4.5 Build 19; Postprocessing SW: SEMCAD, V1.8 Build 145

**Left head cheek/W1900/Low/Area Scan (61x71x1):** Measurement grid: dx=15mm, dy=15mm

Maximum value of SAR (interpolated) = 0.434 mW/g

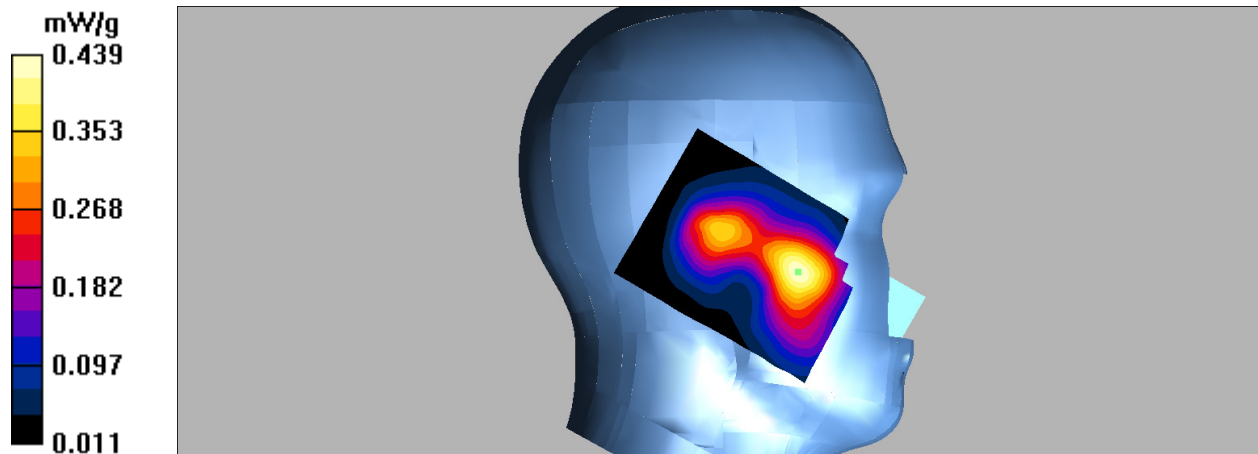
**Left head cheek/W1900/Low/Zoom Scan (5x5x7)/Cube 0:** Measurement grid: dx=8mm, dy=8mm, dz=5mm

Reference Value = 11.1 V/m; Power Drift = -0.041 dB

Peak SAR (extrapolated) = 0.615 W/kg

**SAR(1 g) = 0.400 mW/g; SAR(10 g) = 0.239 mW/g**

Maximum value of SAR (measured) = 0.439 mW/g



**DUT: Mobile Phone; Type: RANGER R3;**

Communication System: 3G Bands; Frequency: 1880 MHz; Duty Cycle: 1:1

Medium parameters used:  $f = 1880$  MHz;  $\sigma = 1.39$  mho/m;  $\epsilon_r = 40.50$ ;  $\rho = 1000$  kg/m<sup>3</sup>

Phantom section: Left Section

DASY4 Configuration:

- Probe: EX3DV4 – SN7382; ConvF(8.71, 8.71, 8.71); Calibrated: 26/10/2016
- Sensor-Surface: 4mm (Mechanical Surface Detection)
- Electronics: DAE – SN772; Calibrated: 25/10/2016
- Phantom: TWIN SAM; Type: Twin SAM V5.0; Serial: 1909
- Measurement SW: DASY4, V4.5 Build 19; Postprocessing SW: SEMCAD, V1.8 Build 145

**Left head cheek/W1900/Mid/Area Scan (61x71x1):** Measurement grid: dx=15mm, dy=15mm

Maximum value of SAR (interpolated) = 0.899 mW/g

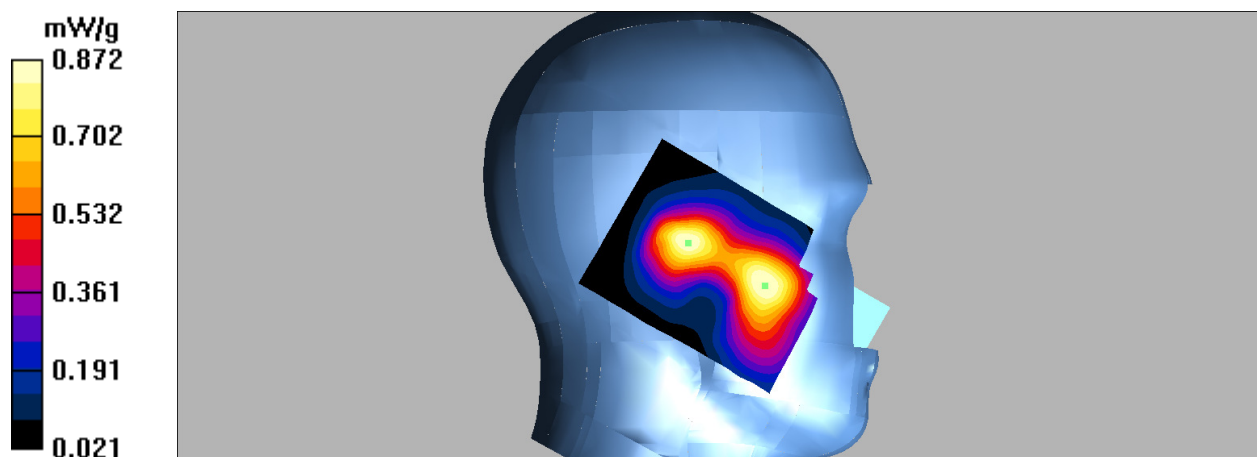
**Left head cheek/W1900/Mid/Zoom Scan (5x5x7)/Cube 0:** Measurement grid: dx=8mm, dy=8mm, dz=5mm

Reference Value = 17.5 V/m; Power Drift = -0.114 dB

Peak SAR (extrapolated) = 1.26 W/kg

**SAR(1 g) = 0.805 mW/g; SAR(10 g) = 0.480 mW/g**

Maximum value of SAR (measured) = 0.872 mW/g



**DUT: Mobile Phone; Type: RANGER R3;**

Communication System: 3G Bands; Frequency: 1907.6 MHz; Duty Cycle: 1:1

Medium parameters used:  $f = 1907.6$  MHz;  $\sigma = 1.40$  mho/m;  $\epsilon_r = 40.07$ ;  $\rho = 1000$  kg/m<sup>3</sup>

Phantom section: Left Section

DASY4 Configuration:

- Probe: EX3DV4 – SN7382; ConvF(8.71, 8.71, 8.71); Calibrated: 26/10/2016
- Sensor-Surface: 4mm (Mechanical Surface Detection)
- Electronics: DAE – SN772; Calibrated: 25/10/2016
- Phantom: TWIN SAM; Type: Twin SAM V5.0; Serial: 1909
- Measurement SW: DASY4, V4.5 Build 19; Postprocessing SW: SEMCAD, V1.8 Build 145

**Left head cheek/W1900/High/Area Scan (61x71x1):** Measurement grid: dx=15mm, dy=15mm

Maximum value of SAR (interpolated) = 0.346 mW/g

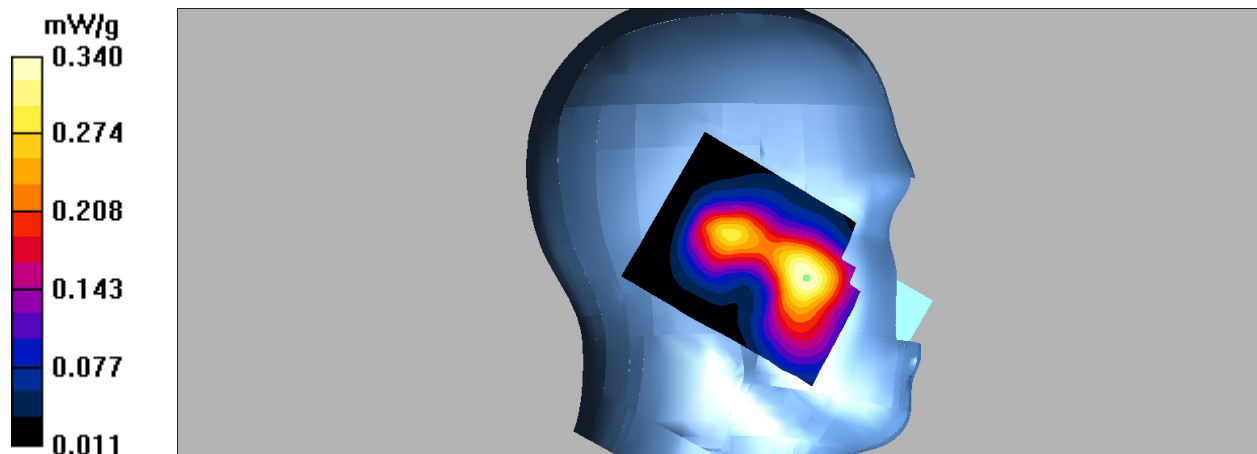
**Left head cheek/W1900/High/Zoom Scan (5x5x7)/Cube 0:** Measurement grid: dx=8mm, dy=8mm, dz=5mm

Reference Value = 9.89 V/m; Power Drift = -0.028 dB

Peak SAR (extrapolated) = 0.497 W/kg

**SAR(1 g) = 0.315 mW/g; SAR(10 g) = 0.190 mW/g**

Maximum value of SAR (measured) = 0.340 mW/g



**DUT: Mobile Phone; Type: RANGER R3;**

Communication System: 3G Bands; Frequency: 1852.4 MHz; Duty Cycle: 1:1

Medium parameters used:  $f = 1852.4$  MHz;  $\sigma = 1.42$  mho/m;  $\epsilon_r = 40.05$ ;  $\rho = 1000$  kg/m<sup>3</sup>

Phantom section: Left Section

DASY4 Configuration:

- Probe: EX3DV4 – SN7382; ConvF(8.71, 8.71, 8.71); Calibrated: 26/10/2016
- Sensor-Surface: 4mm (Mechanical Surface Detection)
- Electronics: DAE – SN772; Calibrated: 25/10/2016
- Phantom: TWIN SAM; Type: Twin SAM V5.0; Serial: 1909
- Measurement SW: DASY4, V4.5 Build 19; Postprocessing SW: SEMCAD, V1.8 Build 145

**Left head tilt/W1900/Low/Area Scan (61x71x1):** Measurement grid: dx=15mm, dy=15mm

Maximum value of SAR (interpolated) = 0.375 mW/g

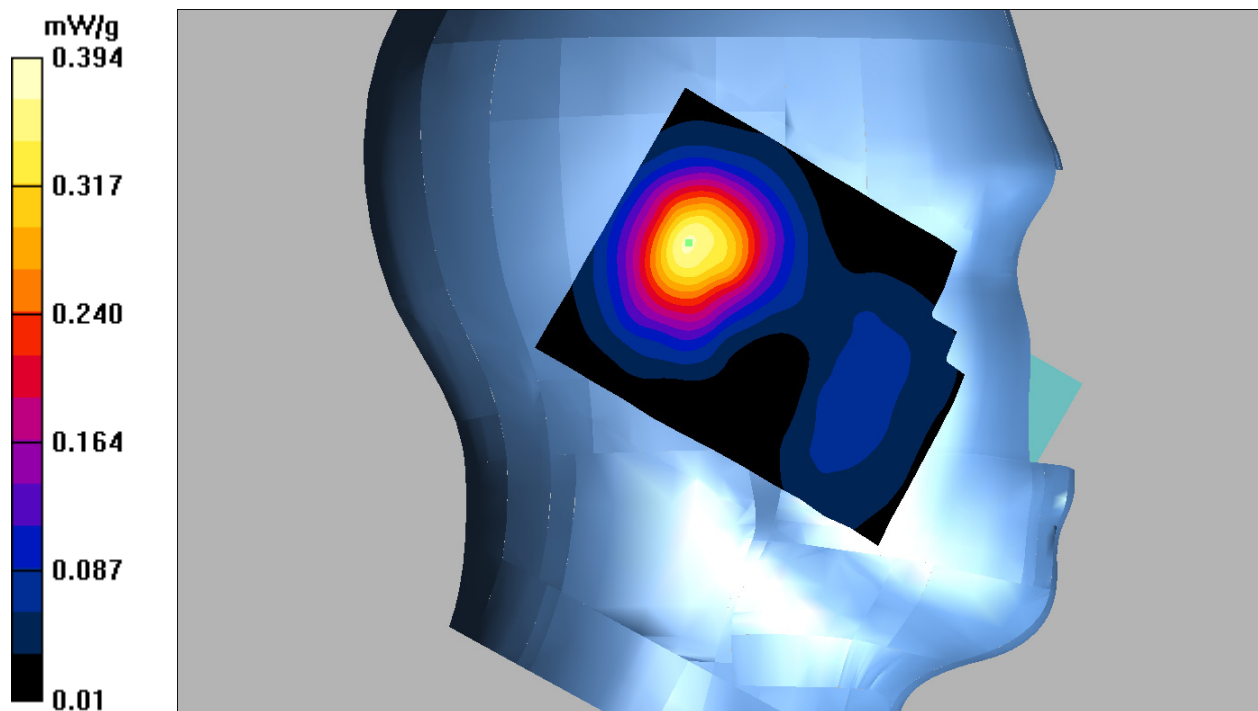
**Left head tilt/W1900/Low/Zoom Scan (5x5x7)/Cube 0:** Measurement grid: dx=8mm, dy=8mm, dz=5mm

Reference Value = 15.9 V/m; Power Drift = -0.109 dB

Peak SAR (extrapolated) = 0.534 W/kg

**SAR(1 g) = 0.382 mW/g; SAR(10 g) = 0.199 mW/g**

Maximum value of SAR (measured) = 0.394 mW/g



**DUT: Mobile Phone; Type: RANGER R3;**

Communication System: 3G Bands; Frequency: 1880 MHz; Duty Cycle: 1:1

Medium parameters used:  $f = 1880$  MHz;  $\sigma = 1.39$  mho/m;  $\epsilon_r = 40.50$ ;  $\rho = 1000$  kg/m<sup>3</sup>

Phantom section: Left Section

DASY4 Configuration:

- Probe: EX3DV4 – SN7382; ConvF(8.71, 8.71, 8.71); Calibrated: 26/10/2016
- Sensor-Surface: 4mm (Mechanical Surface Detection)
- Electronics: DAE – SN772; Calibrated: 25/10/2016
- Phantom: TWIN SAM; Type: Twin SAM V5.0; Serial: 1909
- Measurement SW: DASY4, V4.5 Build 19; Postprocessing SW: SEMCAD, V1.8 Build 145

**Left head tilt/W1900/Mid/Area Scan (61x71x1):** Measurement grid: dx=15mm, dy=15mm

Maximum value of SAR (interpolated) = 0.933 mW/g


**Left head tilt/W1900/Mid/Zoom Scan (5x5x7)/Cube 0:** Measurement grid: dx=8mm, dy=8mm, dz=5mm

Reference Value = 25.3 V/m; Power Drift = -0.083 dB

Peak SAR (extrapolated) = 1.28 W/kg

**SAR(1 g) = 0.807 mW/g; SAR(10 g) = 0.473 mW/g**

Maximum value of SAR (measured) = 0.885 mW/g





**DUT: Mobile Phone; Type: RANGER R3;**

Communication System: 3G Bands; Frequency: 1907.6 MHz; Duty Cycle: 1:1

Medium parameters used:  $f = 1907.6$  MHz;  $\sigma = 1.40$  mho/m;  $\epsilon_r = 40.07$ ;  $\rho = 1000$  kg/m<sup>3</sup>

Phantom section: Left Section

DASY4 Configuration:

- Probe: EX3DV4 – SN7382; ConvF(8.71, 8.71, 8.71); Calibrated: 26/10/2016
- Sensor-Surface: 4mm (Mechanical Surface Detection)
- Electronics: DAE – SN772; Calibrated: 25/10/2016
- Phantom: TWIN SAM; Type: Twin SAM V5.0; Serial: 1909
- Measurement SW: DASY4, V4.5 Build 19; Postprocessing SW: SEMCAD, V1.8 Build 145

**Left head tilt/W1900/High/Area Scan (61x71x1):** Measurement grid: dx=15mm, dy=15mm

Maximum value of SAR (interpolated) = 0.312 mW/g

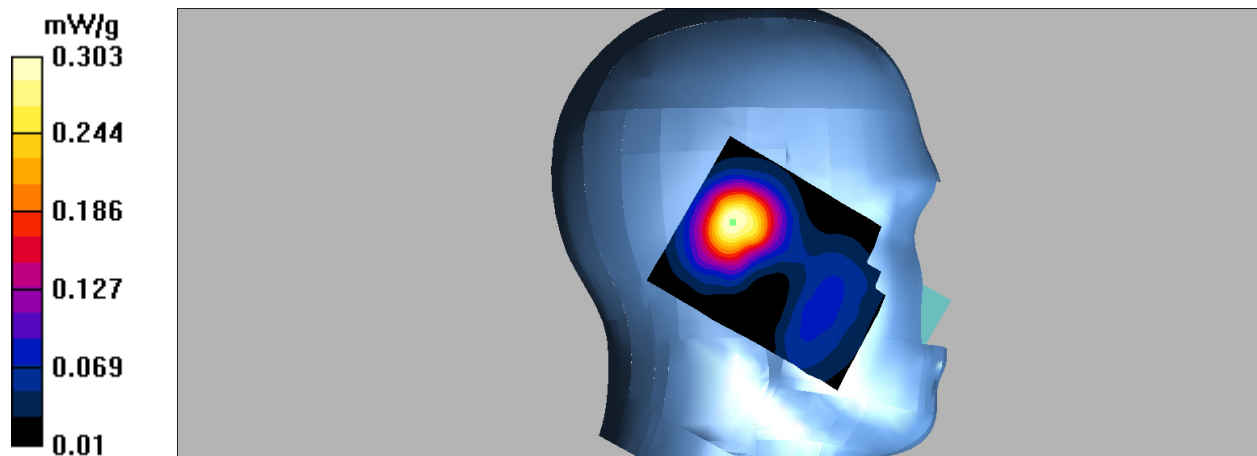
**Left head tilt/W1900/High/Zoom Scan (5x5x7)/Cube 0:** Measurement grid: dx=8mm, dy=8mm, dz=5mm

Reference Value = 14.3 V/m; Power Drift = -0.124 dB

Peak SAR (extrapolated) = 0.460 W/kg

**SAR(1 g) = 0.279 mW/g; SAR(10 g) = 0.164 mW/g**

Maximum value of SAR (measured) = 0.303 mW/g



**DUT: Mobile Phone; Type: RANGER R3;**

Communication System: 3G Bands; Frequency: 1852.4 MHz; Duty Cycle: 1:1

Medium parameters used:  $f = 1852.4$  MHz;  $\sigma = 1.42$  mho/m;  $\epsilon_r = 40.05$ ;  $\rho = 1000$  kg/m<sup>3</sup>

Phantom section: Right Section

DASY4 Configuration:

- Probe: EX3DV4 – SN7382; ConvF(8.71, 8.71, 8.71); Calibrated: 26/10/2016
- Sensor-Surface: 4mm (Mechanical Surface Detection)
- Electronics: DAE – SN772; Calibrated: 25/10/2016
- Phantom: TWIN SAM; Type: Twin SAM V5.0; Serial: 1909
- Measurement SW: DASY4, V4.5 Build 19; Postprocessing SW: SEMCAD, V1.8 Build 145

**Right head cheek/W1900/Low/Area Scan (61x71x1):** Measurement grid: dx=15mm, dy=15mm

Maximum value of SAR (interpolated) = 0.604 mW/g

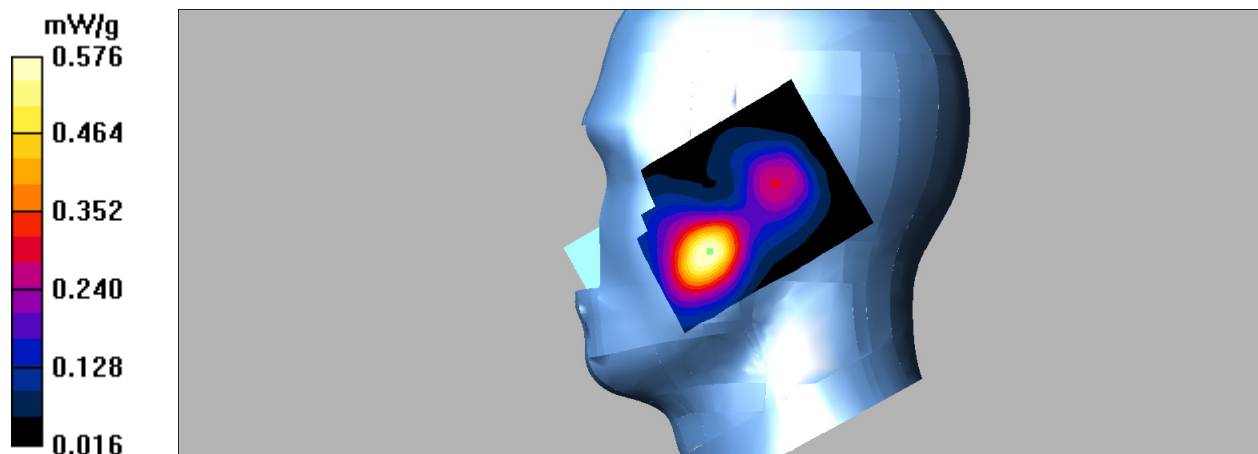
**Right head cheek/W1900/Low/Zoom Scan (5x5x7)/Cube 0:** Measurement grid: dx=8mm, dy=8mm, dz=5mm

Reference Value = 12.1 V/m; Power Drift = -0.034 dB

Peak SAR (extrapolated) = 0.866 W/kg

**SAR(1 g) = 0.532 mW/g; SAR(10 g) = 0.306 mW/g**

Maximum value of SAR (measured) = 0.576 mW/g



**DUT: Mobile Phone; Type: RANGER R3;**

Communication System: 3G Bands; Frequency: 1880 MHz; Duty Cycle: 1:1

Medium parameters used:  $f = 1880$  MHz;  $\sigma = 1.39$  mho/m;  $\epsilon_r = 40.50$ ;  $\rho = 1000$  kg/m<sup>3</sup>

Phantom section: Right Section

DASY4 Configuration:

- Probe: EX3DV4 – SN7382; ConvF(8.71, 8.71, 8.71); Calibrated: 26/10/2016
- Sensor-Surface: 4mm (Mechanical Surface Detection)
- Electronics: DAE – SN772; Calibrated: 25/10/2016
- Phantom: TWIN SAM; Type: Twin SAM V5.0; Serial: 1909
- Measurement SW: DASY4, V4.5 Build 19; Postprocessing SW: SEMCAD, V1.8 Build 145

**Right head cheek/W1900/Mid/Area Scan (61x71x1):** Measurement grid: dx=15mm, dy=15mm

Maximum value of SAR (interpolated) = 1.23 mW/g

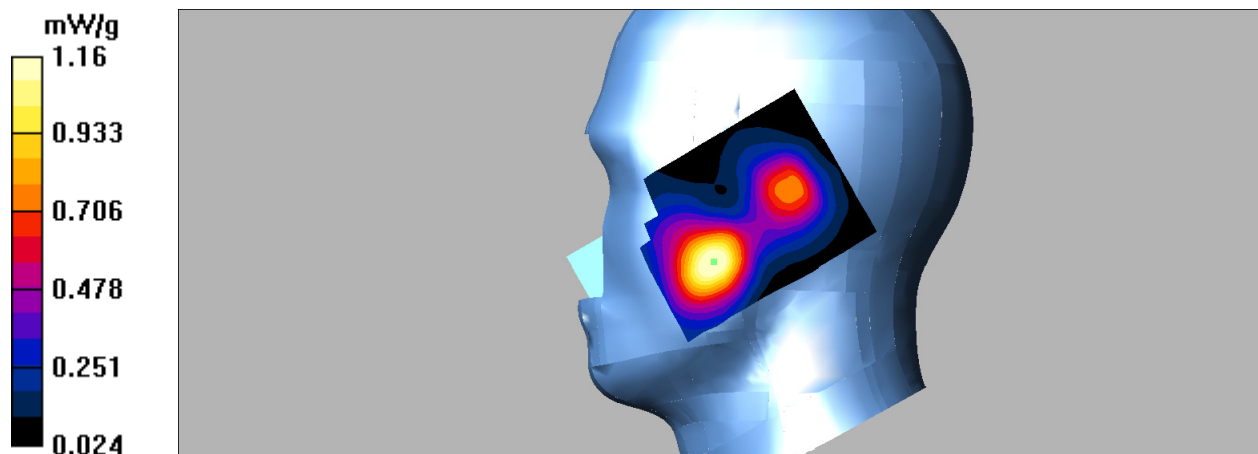
**Right head cheek/W1900/Mid/Zoom Scan (5x5x7)/Cube 0:** Measurement grid: dx=8mm, dy=8mm, dz=5mm

Reference Value = 21.6 V/m; Power Drift = -0.047 dB

Peak SAR (extrapolated) = 1.69 W/kg

**SAR(1 g) = 1.06 mW/g; SAR(10 g) = 0.617 mW/g**

Maximum value of SAR (measured) = 1.16 mW/g



**DUT: Mobile Phone; Type: RANGER R3;**

Communication System: 3G Bands; Frequency: 1907.6 MHz; Duty Cycle: 1:1

Medium parameters used:  $f = 1907.6$  MHz;  $\sigma = 1.40$  mho/m;  $\epsilon_r = 40.07$ ;  $\rho = 1000$  kg/m<sup>3</sup>

Phantom section: Right Section

DASY4 Configuration:

- Probe: EX3DV4 – SN7382; ConvF(8.71, 8.71, 8.71); Calibrated: 26/10/2016
- Sensor-Surface: 4mm (Mechanical Surface Detection)
- Electronics: DAE – SN772; Calibrated: 25/10/2016
- Phantom: TWIN SAM; Type: Twin SAM V5.0; Serial: 1909
- Measurement SW: DASY4, V4.5 Build 19; Postprocessing SW: SEMCAD, V1.8 Build 145

**Right head cheek/W1900/High/Area Scan (61x71x1):** Measurement grid: dx=15mm, dy=15mm

Maximum value of SAR (interpolated) = 0.472 mW/g

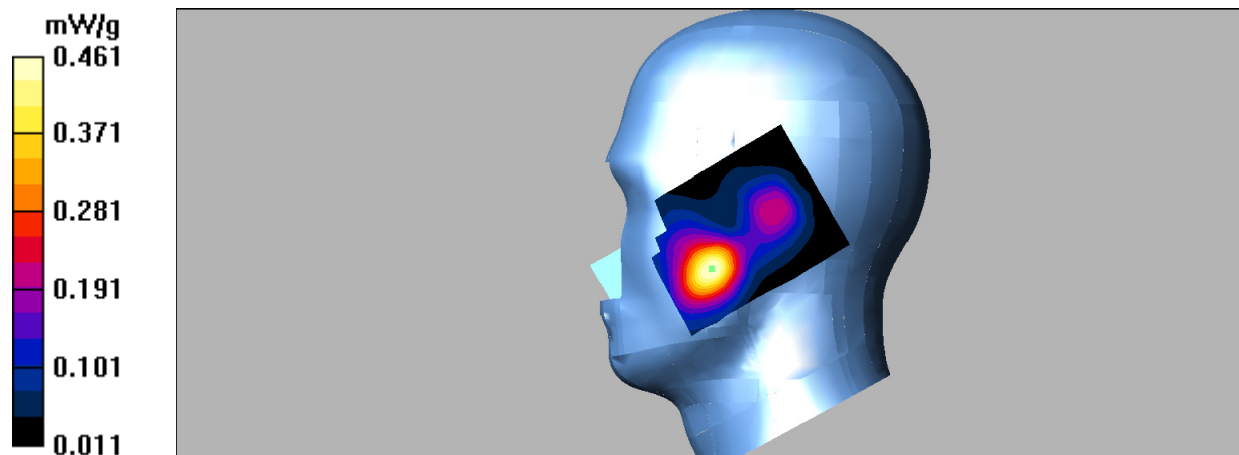
**Right head cheek/W1900/High/Zoom Scan (5x5x7)/Cube 0:** Measurement grid: dx=8mm, dy=8mm, dz=5mm

Reference Value = 11.0 V/m; Power Drift = -0.128 dB

Peak SAR (extrapolated) = 0.673 W/kg

**SAR(1 g) = 0.421 mW/g; SAR(10 g) = 0.242 mW/g**

Maximum value of SAR (measured) = 0.461 mW/g



**DUT: Mobile Phone; Type: RANGER R3;**

Communication System: 3G Bands; Frequency: 1852.4 MHz; Duty Cycle: 1:1

Medium parameters used:  $f = 1852.4$  MHz;  $\sigma = 1.42$  mho/m;  $\epsilon_r = 40.05$ ;  $\rho = 1000$  kg/m<sup>3</sup>

Phantom section: Right Section

DASY4 Configuration:

- Probe: EX3DV4 – SN7382; ConvF(8.71, 8.71, 8.71); Calibrated: 26/10/2016
- Sensor-Surface: 4mm (Mechanical Surface Detection)
- Electronics: DAE – SN772; Calibrated: 25/10/2016
- Phantom: TWIN SAM; Type: Twin SAM V5.0; Serial: 1909
- Measurement SW: DASY4, V4.5 Build 19; Postprocessing SW: SEMCAD, V1.8 Build 145

**Right head tilt/W1900/Low/Area Scan (61x71x1):** Measurement grid: dx=15mm, dy=15mm

Maximum value of SAR (interpolated) = 0.786 mW/g

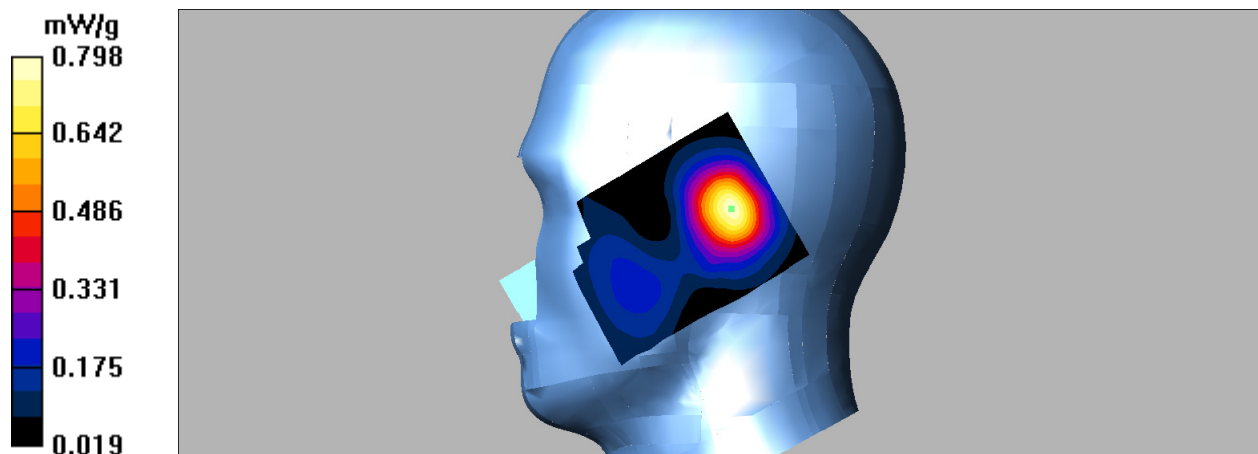
**Right head tilt/W1900/Low/Zoom Scan (5x5x7)/Cube 0:** Measurement grid: dx=8mm, dy=8mm, dz=5mm

Reference Value = 23.7 V/m; Power Drift = 0.085 dB

Peak SAR (extrapolated) = 1.14 W/kg

**SAR(1 g) = 0.739 mW/g; SAR(10 g) = 0.442 mW/g**

Maximum value of SAR (measured) = 0.798 mW/g



**DUT: Mobile Phone; Type: RANGER R3;**

Communication System: 3G Bands; Frequency: 1852.4 MHz; Duty Cycle: 1:1

Medium parameters used:  $f = 1852.4$  MHz;  $\sigma = 1.51$  mho/m;  $\epsilon_r = 52.44$ ;  $\rho = 1000$  kg/m<sup>3</sup>

Phantom section: Flat Section

DASY4 Configuration:

- Probe: EX3DV4 – SN7382; ConvF(8.31, 8.31, 8.31); Calibrated: 26/10/2016
- Sensor-Surface: 4mm (Mechanical Surface Detection)
- Electronics: DAE – SN772; Calibrated: 25/10/2016
- Phantom: TWIN SAM; Type: Twin SAM V5.0; Serial: 1909
- Measurement SW: DASY4, V4.5 Build 19; Postprocessing SW: SEMCAD, V1.8 Build 145

**Body-Back/WCDMA1900/Low/Area Scan (91x111x1):** Measurement grid: dx=10mm, dy=10mm

Maximum value of SAR (interpolated) = 0.216 mW/g

**Body-Back/WCDMA1900/Low/Zoom Scan (7x7x7)/Cube 0:** Measurement grid: dx=5mm, dy=5mm, dz=5mm

Reference Value = 8.71 V/m; Power Drift = -0.080 dB

Peak SAR (extrapolated) = 0.377 W/kg

**SAR(1 g) = 0.185 mW/g; SAR(10 g) = 0.093 mW/g**

Maximum value of SAR (measured) = 0.209 mW/g

