

Test Plot 1#: GSM 850_Head Left Cheek_Middle**DUT: Mobile Phone; Type: Gravity 5 GO; Serial: 18121000120**

Communication System: Generic GSM; Frequency: 836.6 MHz; Duty Cycle: 1:8
Medium parameters used: $f = 836.6$ MHz; $\sigma = 0.877$ S/m; $\epsilon_r = 42.292$; $\rho = 1000$ kg/m³ ;
Phantom section: Left Section

DASY5 Configuration:

- Probe: EX3DV4 - SN7329; ConvF(10.01, 10.01, 10.01); Calibrated: 2018/9/30;
- Sensor-Surface: 1.4mm (Mechanical Surface Detection)
- Electronics: DAE4 Sn772; Calibrated: 2018/9/28
- Phantom: Twin SAM; Type: Twin SAM V5.0; Serial: 1412
- Measurement SW: DASY52, Version 52.8 (8);

Area Scan (101x61x1): Interpolated grid: dx=1.500 mm, dy=1.500 mm

Maximum value of SAR (interpolated) = 0.437 W/kg


Zoom Scan (5x5x7)/Cube 0: Measurement grid: dx=8mm, dy=8mm, dz=5mm

Reference Value = 12.01 V/m; Power Drift = -0.13 dB

Peak SAR (extrapolated) = 0.477 W/kg

SAR(1 g) = 0.368 W/kg; SAR(10 g) = 0.291 W/kg

Maximum value of SAR (measured) = 0.441 W/kg



Test Plot 2#: GSM 850_Head Left Tilt_Middle**DUT: Mobile Phone; Type: Gravity 5 GO; Serial: 18121000120**

Communication System: Generic GSM; Frequency: 836.6 MHz; Duty Cycle: 1:8
Medium parameters used: $f = 836.6$ MHz; $\sigma = 0.877$ S/m; $\epsilon_r = 42.292$; $\rho = 1000$ kg/m³ ;
Phantom section: Left Section

DASY5 Configuration:

- Probe: EX3DV4 - SN7329; ConvF(10.01, 10.01, 10.01); Calibrated: 2018/9/30;
- Sensor-Surface: 1.4mm (Mechanical Surface Detection)
- Electronics: DAE4 Sn772; Calibrated: 2018/9/28
- Phantom: Twin SAM; Type: Twin SAM V5.0; Serial: 1412
- Measurement SW: DASY52, Version 52.8 (8);

Area Scan (101x61x1): Interpolated grid: dx=1.500 mm, dy=1.500 mm

Maximum value of SAR (interpolated) = 0.301 W/kg

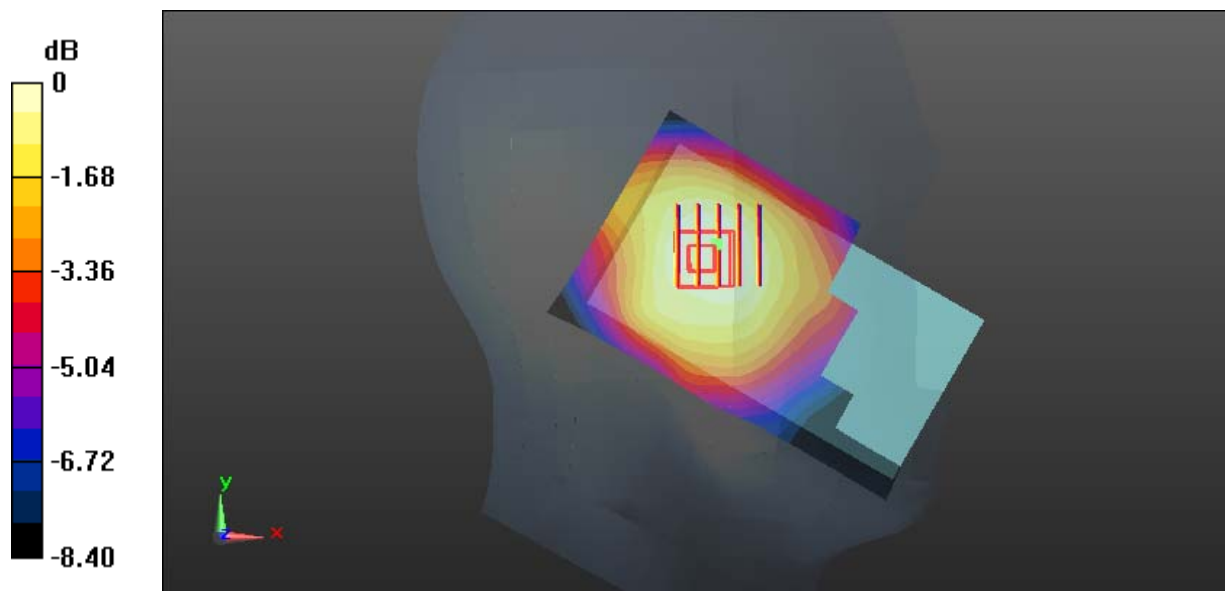
Zoom Scan (5x5x7)/Cube 0: Measurement grid: dx=8mm, dy=8mm, dz=5mm

Reference Value = 15.59 V/m; Power Drift = 0.05 dB

Peak SAR (extrapolated) = 0.316 W/kg

SAR(1 g) = 0.253 W/kg; SAR(10 g) = 0.200 W/kg

Maximum value of SAR (measured) = 0.292 W/kg



0 dB = 0.292 W/kg = -5.35 dBW/kg

Test Plot 3#: GSM 850_Head Right Cheek_Low**DUT: Mobile Phone; Type: Gravity 5 GO; Serial: 18121000120**

Communication System: Generic GSM; Frequency: 824.2 MHz; Duty Cycle: 1:8
Medium parameters used: $f = 824.2$ MHz; $\sigma = 0.861$ S/m; $\epsilon_r = 42.47$; $\rho = 1000$ kg/m³ ;
Phantom section: Right Section

DASY5 Configuration:

- Probe: EX3DV4 - SN7329; ConvF(10.01, 10.01, 10.01); Calibrated: 2018/9/30;
- Sensor-Surface: 1.4mm (Mechanical Surface Detection)
- Electronics: DAE4 Sn772; Calibrated: 2018/9/28
- Phantom: Twin SAM; Type: Twin SAM V5.0; Serial: 1412
- Measurement SW: DASY52, Version 52.8 (8);

Area Scan (101x61x1): Interpolated grid: dx=1.500 mm, dy=1.500 mm

Maximum value of SAR (interpolated) = 0.598 W/kg


Zoom Scan (5x5x7)/Cube 0: Measurement grid: dx=8mm, dy=8mm, dz=5mm

Reference Value = 9.174 V/m; Power Drift = -0.19 dB

Peak SAR (extrapolated) = 0.616 W/kg

SAR(1 g) = 0.469 W/kg; SAR(10 g) = 0.378 W/kg

Maximum value of SAR (measured) = 0.561 W/kg



Test Plot 4#: GSM 850_Head Right Cheek_Middle**DUT: Mobile Phone; Type: Gravity 5 GO; Serial: 18121000120**

Communication System: Generic GSM; Frequency: 836.6 MHz; Duty Cycle: 1:8
Medium parameters used: $f = 836.6$ MHz; $\sigma = 0.877$ S/m; $\epsilon_r = 42.292$; $\rho = 1000$ kg/m³ ;
Phantom section: Right Section

DASY5 Configuration:

- Probe: EX3DV4 - SN7329; ConvF(10.01, 10.01, 10.01); Calibrated: 2018/9/30;
- Sensor-Surface: 1.4mm (Mechanical Surface Detection)
- Electronics: DAE4 Sn772; Calibrated: 2018/9/28
- Phantom: Twin SAM; Type: Twin SAM V5.0; Serial: 1412
- Measurement SW: DASY52, Version 52.8 (8);

Area Scan (101x61x1): Interpolated grid: dx=1.500 mm, dy=1.500 mm

Maximum value of SAR (interpolated) = 0.566 W/kg


Zoom Scan (5x5x7)/Cube 0: Measurement grid: dx=8mm, dy=8mm, dz=5mm

Reference Value = 9.956 V/m; Power Drift = -0.13 dB

Peak SAR (extrapolated) = 0.615 W/kg

SAR(1 g) = 0.438 W/kg; SAR(10 g) = 0.343 W/kg

Maximum value of SAR (measured) = 0.551 W/kg



0 dB = 0.551 W/kg = -2.59 dBW/kg

Test Plot 5#: GSM 850_Head Right Cheek_High**DUT: Mobile Phone; Type: Gravity 5 GO; Serial: 18121000120**

Communication System: Generic GSM; Frequency: 848.8 MHz; Duty Cycle: 1:8
Medium parameters used: $f = 848.8$ MHz; $\sigma = 0.886$ S/m; $\epsilon_r = 42.037$; $\rho = 1000$ kg/m³ ;
Phantom section: Right Section

DASY5 Configuration:

- Probe: EX3DV4 - SN7329; ConvF(10.01, 10.01, 10.01); Calibrated: 2018/9/30;
- Sensor-Surface: 1.4mm (Mechanical Surface Detection)
- Electronics: DAE4 Sn772; Calibrated: 2018/9/28
- Phantom: Twin SAM; Type: Twin SAM V5.0; Serial: 1412
- Measurement SW: DASY52, Version 52.8 (8);

Area Scan (101x61x1): Interpolated grid: dx=1.500 mm, dy=1.500 mm

Maximum value of SAR (interpolated) = 0.426 W/kg


Zoom Scan (5x5x7)/Cube 0: Measurement grid: dx=8mm, dy=8mm, dz=5mm

Reference Value = 7.267 V/m; Power Drift = -0.02 dB

Peak SAR (extrapolated) = 0.437 W/kg

SAR(1 g) = 0.332 W/kg; SAR(10 g) = 0.267 W/kg

Maximum value of SAR (measured) = 0.397 W/kg



0 dB = 0.397 W/kg = -4.01 dBW/kg

Test Plot 6#: GSM 850_Head Right Tilt_Middle**DUT: Mobile Phone; Type: Gravity 5 GO; Serial: 18121000120**

Communication System: Generic GSM; Frequency: 836.6 MHz; Duty Cycle: 1:8
Medium parameters used: $f = 836.6$ MHz; $\sigma = 0.877$ S/m; $\epsilon_r = 42.292$; $\rho = 1000$ kg/m³ ;
Phantom section: Right Section

DASY5 Configuration:

- Probe: EX3DV4 - SN7329; ConvF(10.01, 10.01, 10.01); Calibrated: 2018/9/30;
- Sensor-Surface: 1.4mm (Mechanical Surface Detection)
- Electronics: DAE4 Sn772; Calibrated: 2018/9/28
- Phantom: Twin SAM; Type: Twin SAM V5.0; Serial: 1412
- Measurement SW: DASY52, Version 52.8 (8);

Area Scan (101x61x1): Interpolated grid: dx=1.500 mm, dy=1.500 mm

Maximum value of SAR (interpolated) = 0.305 W/kg

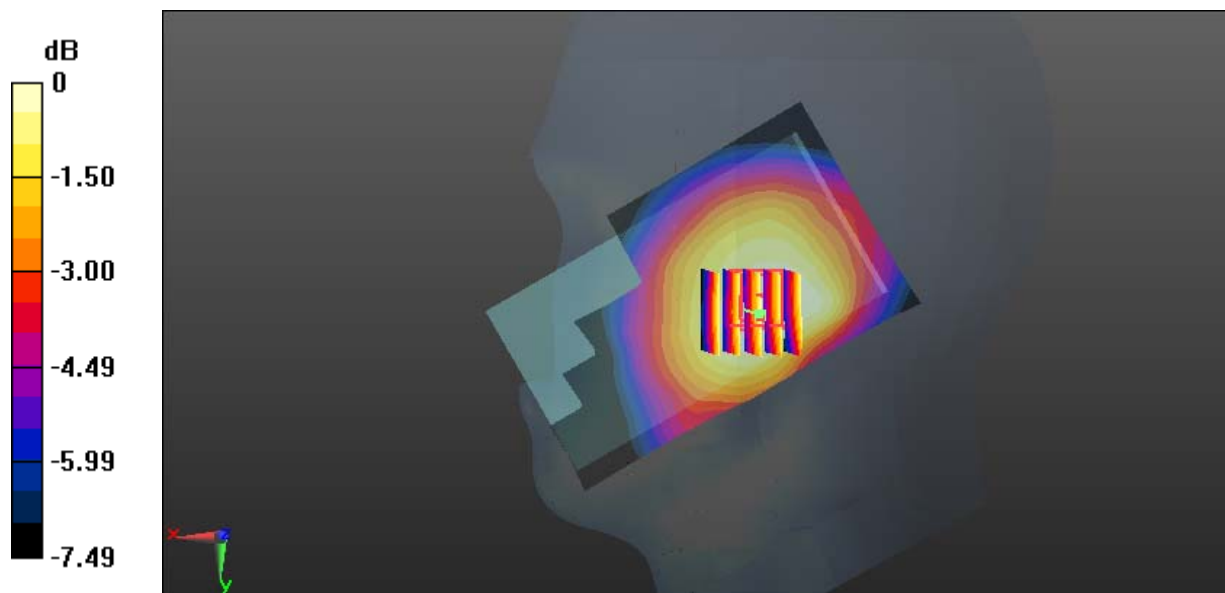
Zoom Scan (5x5x7)/Cube 0: Measurement grid: dx=8mm, dy=8mm, dz=5mm

Reference Value = 13.39 V/m; Power Drift = -0.01 dB

Peak SAR (extrapolated) = 0.332 W/kg

SAR(1 g) = 0.245 W/kg; SAR(10 g) = 0.195 W/kg

Maximum value of SAR (measured) = 0.297 W/kg



Test Plot 7#: GSM 850_Body Worn Back_Middle**DUT: Mobile Phone; Type: Gravity 5 GO; Serial: 18121000120**

Communication System: Generic GSM; Frequency: 836.6 MHz; Duty Cycle: 1:8
Medium parameters used: $f = 836.6$ MHz; $\sigma = 0.953$ S/m; $\epsilon_r = 57.267$; $\rho = 1000$ kg/m³ ;
Phantom section: Right Section

DASY5 Configuration:

- Probe: EX3DV4 - SN7329; ConvF(10.23, 10.23, 10.23); Calibrated: 2018/9/30;
- Sensor-Surface: 1.4mm (Mechanical Surface Detection)
- Electronics: DAE4 Sn772; Calibrated: 2018/9/28
- Phantom: Triple Flat Phantom 5.1C; Type: QD 000 P51 CA; Serial: 1130
- Measurement SW: DASY52, Version 52.8 (8);

Area Scan (111x61x1): Interpolated grid: dx=1.500 mm, dy=1.500 mm

Maximum value of SAR (interpolated) = 0.835 W/kg

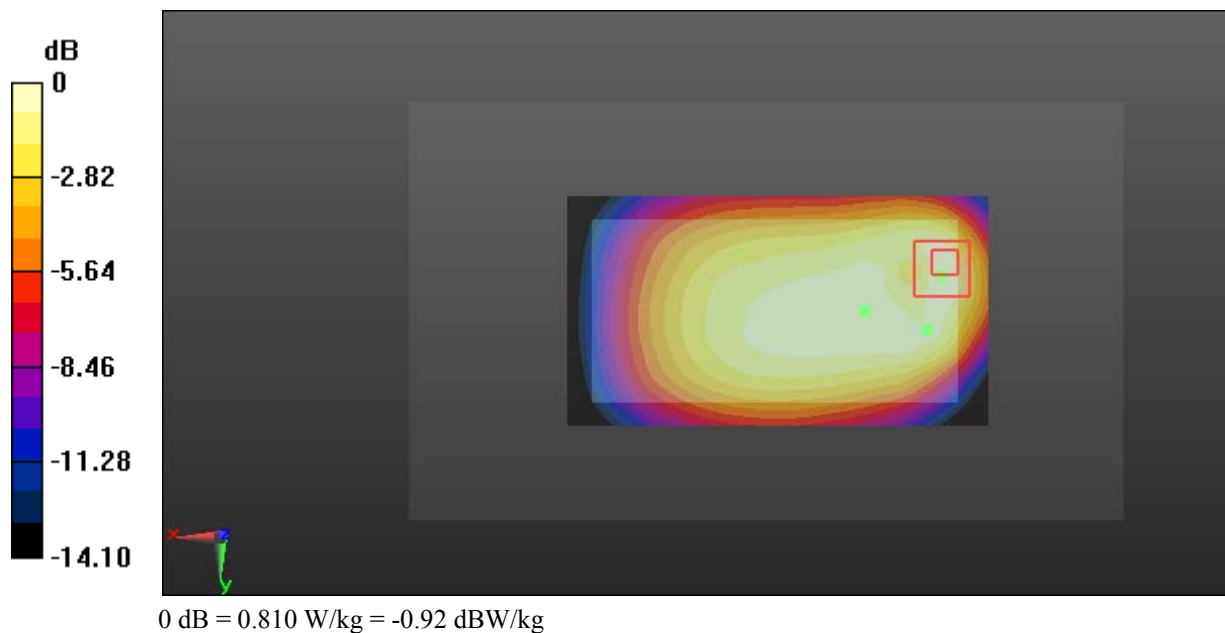
Zoom Scan (5x5x7)/Cube 0: Measurement grid: dx=8mm, dy=8mm, dz=5mm

Reference Value = 27.67 V/m; Power Drift = -0.09 dB

Peak SAR (extrapolated) = 0.997 W/kg

SAR(1 g) = 0.511 W/kg; SAR(10 g) = 0.288 W/kg

Maximum value of SAR (measured) = 0.810 W/kg



Test Plot 8#: GSM 850_Body Back_Low**DUT: Mobile Phone; Type: Gravity 5 GO; Serial: 18121000120**

Communication System: Generic GPRS-3 slots; Frequency: 824.2 MHz; Duty Cycle: 1:2.66
Medium parameters used: $f = 824.2$ MHz; $\sigma = 0.943$ S/m; $\epsilon_r = 57.484$; $\rho = 1000$ kg/m³ ;
Phantom section: Right Section

DASY5 Configuration:

- Probe: EX3DV4 - SN7329; ConvF(10.23, 10.23, 10.23); Calibrated: 2018/9/30;
- Sensor-Surface: 1.4mm (Mechanical Surface Detection)
- Electronics: DAE4 Sn772; Calibrated: 2018/9/28
- Phantom: Triple Flat Phantom 5.1C; Type: QD 000 P51 CA; Serial: 1130
- Measurement SW: DASY52, Version 52.8 (8);

Area Scan (111x61x1): Interpolated grid: dx=1.500 mm, dy=1.500 mm

Maximum value of SAR (interpolated) = 0.888 W/kg

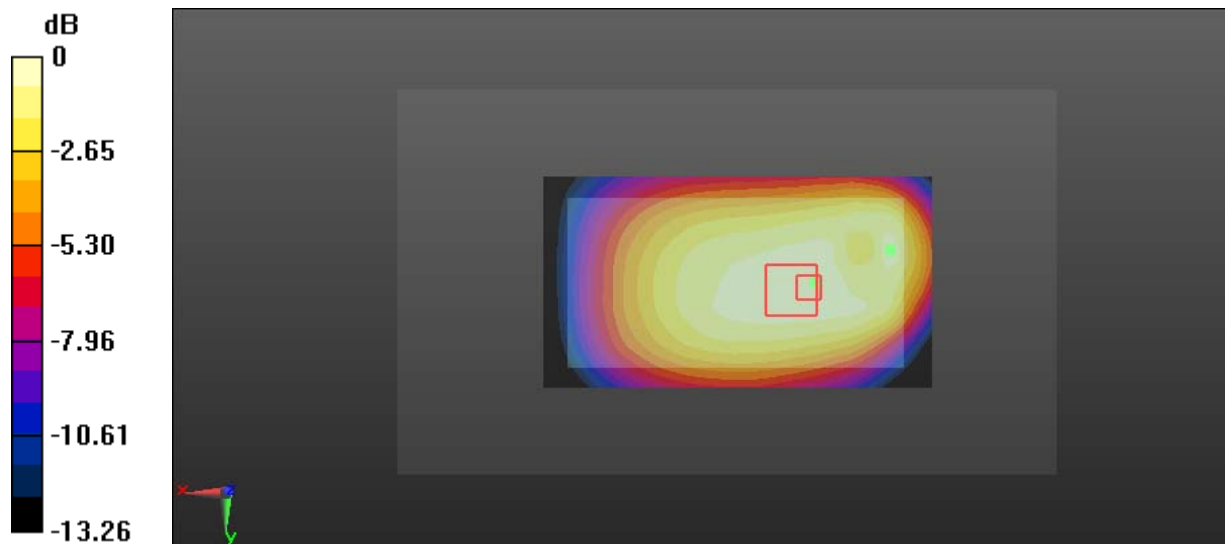
Zoom Scan (6x6x7)/Cube 0: Measurement grid: dx=8mm, dy=8mm, dz=5mm

Reference Value = 29.34 V/m; Power Drift = -0.01 dB

Peak SAR (extrapolated) = 0.994 W/kg

SAR(1 g) = 0.727 W/kg; SAR(10 g) = 0.542 W/kg

Maximum value of SAR (measured) = 0.902 W/kg



0 dB = 0.902 W/kg = -0.45 dBW/kg

Test Plot 9#: GSM 850_Body Back_Middle**DUT: Mobile Phone; Type: Gravity 5 GO; Serial: 18121000120**

Communication System: Generic GPRS-3 slots; Frequency: 836.6 MHz; Duty Cycle: 1:2.66
Medium parameters used: $f = 836.6$ MHz; $\sigma = 0.953$ S/m; $\epsilon_r = 57.267$; $\rho = 1000$ kg/m³ ;
Phantom section: Right Section

DASY5 Configuration:

- Probe: EX3DV4 - SN7329; ConvF(10.23, 10.23, 10.23); Calibrated: 2018/9/30;
- Sensor-Surface: 1.4mm (Mechanical Surface Detection)
- Electronics: DAE4 Sn772; Calibrated: 2018/9/28
- Phantom: Triple Flat Phantom 5.1C; Type: QD 000 P51 CA; Serial: 1130
- Measurement SW: DASY52, Version 52.8 (8);

Area Scan (111x61x1): Interpolated grid: dx=1.500 mm, dy=1.500 mm

Maximum value of SAR (interpolated) = 0.816 W/kg


Zoom Scan (6x6x7)/Cube 0: Measurement grid: dx=8mm, dy=8mm, dz=5mm

Reference Value = 27.71 V/m; Power Drift = 0.01 dB

Peak SAR (extrapolated) = 0.932 W/kg

SAR(1 g) = 0.676 W/kg; SAR(10 g) = 0.498 W/kg

Maximum value of SAR (measured) = 0.841 W/kg



Test Plot 10#: GSM 850_Body Back_High**DUT: Mobile Phone; Type: Gravity 5 GO; Serial: 18121000120**

Communication System: Generic GPRS-3 slots; Frequency: 848.8 MHz; Duty Cycle: 1:2.66
Medium parameters used: $f = 848.8$ MHz; $\sigma = 0.968$ S/m; $\epsilon_r = 56.941$; $\rho = 1000$ kg/m³ ;
Phantom section: Right Section

DASY5 Configuration:

- Probe: EX3DV4 - SN7329; ConvF(10.23, 10.23, 10.23); Calibrated: 2018/9/30;
- Sensor-Surface: 1.4mm (Mechanical Surface Detection)
- Electronics: DAE4 Sn772; Calibrated: 2018/9/28
- Phantom: Triple Flat Phantom 5.1C; Type: QD 000 P51 CA; Serial: 1130
- Measurement SW: DASY52, Version 52.8 (8);

Area Scan (111x61x1): Interpolated grid: dx=1.500 mm, dy=1.500 mm

Maximum value of SAR (interpolated) = 1.15 W/kg

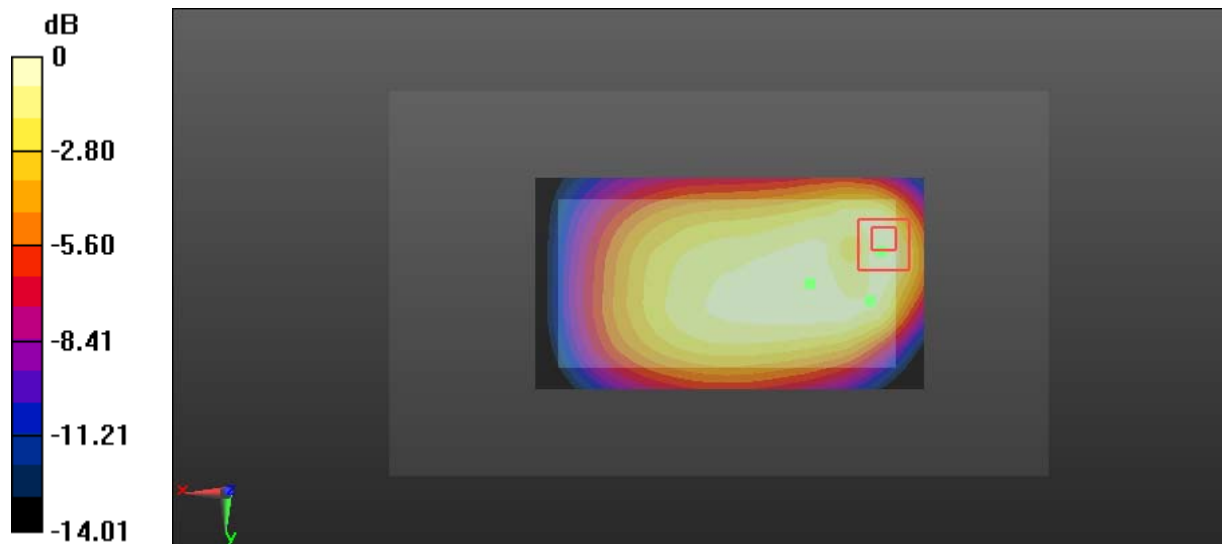
Zoom Scan (5x5x7)/Cube 0: Measurement grid: dx=8mm, dy=8mm, dz=5mm

Reference Value = 31.69 V/m; Power Drift = -0.06 dB

Peak SAR (extrapolated) = 1.34 W/kg

SAR(1 g) = 0.704 W/kg; SAR(10 g) = 0.400 W/kg

Maximum value of SAR (measured) = 1.10 W/kg



0 dB = 1.10 W/kg = 0.41 dBW/kg

Test Plot 11#: GSM 850_Body Left_Middle**DUT: Mobile Phone; Type: Gravity 5 GO; Serial: 18121000120**

Communication System: Generic GPRS-3 slots; Frequency: 836.6 MHz; Duty Cycle: 1:2.66
Medium parameters used: $f = 836.6$ MHz; $\sigma = 0.953$ S/m; $\epsilon_r = 57.267$; $\rho = 1000$ kg/m³ ;
Phantom section: Right Section

DASY5 Configuration:

- Probe: EX3DV4 - SN7329; ConvF(10.23, 10.23, 10.23); Calibrated: 2018/9/30;
- Sensor-Surface: 1.4mm (Mechanical Surface Detection)
- Electronics: DAE4 Sn772; Calibrated: 2018/9/28
- Phantom: Triple Flat Phantom 5.1C; Type: QD 000 P51 CA; Serial: 1130
- Measurement SW: DASY52, Version 52.8 (8);

Area Scan (111x41x1): Interpolated grid: dx=1.500 mm, dy=1.500 mm

Maximum value of SAR (interpolated) = 0.391 W/kg


Zoom Scan (5x5x7)/Cube 0: Measurement grid: dx=8mm, dy=8mm, dz=5mm

Reference Value = 20.50 V/m; Power Drift = -0.07 dB

Peak SAR (extrapolated) = 0.445 W/kg

SAR(1 g) = 0.295 W/kg; SAR(10 g) = 0.202 W/kg

Maximum value of SAR (measured) = 0.390 W/kg



Test Plot 12#: GSM 850_Body Right_Middle**DUT: Mobile Phone; Type: Gravity 5 GO; Serial: 18121000120**

Communication System: Generic GPRS-3 slots; Frequency: 836.6 MHz; Duty Cycle: 1:2.66
Medium parameters used: $f = 836.6$ MHz; $\sigma = 0.953$ S/m; $\epsilon_r = 57.267$; $\rho = 1000$ kg/m³ ;
Phantom section: Right Section

DASY5 Configuration:

- Probe: EX3DV4 - SN7329; ConvF(10.23, 10.23, 10.23); Calibrated: 2018/9/30;
- Sensor-Surface: 1.4mm (Mechanical Surface Detection)
- Electronics: DAE4 Sn772; Calibrated: 2018/9/28
- Phantom: Triple Flat Phantom 5.1C; Type: QD 000 P51 CA; Serial: 1130
- Measurement SW: DASY52, Version 52.8 (8);

Area Scan (111x41x1): Interpolated grid: dx=1.500 mm, dy=1.500 mm

Maximum value of SAR (interpolated) = 0.724 W/kg


Zoom Scan (5x5x7)/Cube 0: Measurement grid: dx=8mm, dy=8mm, dz=5mm

Reference Value = 28.44 V/m; Power Drift = -0.02 dB

Peak SAR (extrapolated) = 0.831 W/kg

SAR(1 g) = 0.556 W/kg; SAR(10 g) = 0.381 W/kg

Maximum value of SAR (measured) = 0.737 W/kg



Test Plot 13#: GSM 850_Body Bottom_Middle**DUT: Mobile Phone; Type: Gravity 5 GO; Serial: 18121000120**

Communication System: Generic GPRS-3 slots; Frequency: 836.6 MHz; Duty Cycle: 1:2.66
Medium parameters used: $f = 836.6$ MHz; $\sigma = 0.953$ S/m; $\epsilon_r = 57.267$; $\rho = 1000$ kg/m³ ;
Phantom section: Right Section

DASY5 Configuration:

- Probe: EX3DV4 - SN7329; ConvF(10.23, 10.23, 10.23); Calibrated: 2018/9/30;
- Sensor-Surface: 1.4mm (Mechanical Surface Detection)
- Electronics: DAE4 Sn772; Calibrated: 2018/9/28
- Phantom: Triple Flat Phantom 5.1C; Type: QD 000 P51 CA; Serial: 1130
- Measurement SW: DASY52, Version 52.8 (8);

Area Scan (41x61x1): Interpolated grid: dx=1.500 mm, dy=1.500 mm

Maximum value of SAR (interpolated) = 0.360 W/kg


Zoom Scan (5x5x7)/Cube 0: Measurement grid: dx=8mm, dy=8mm, dz=5mm

Reference Value = 19.65 V/m; Power Drift = 0.14 dB

Peak SAR (extrapolated) = 0.460 W/kg

SAR(1 g) = 0.229 W/kg; SAR(10 g) = 0.122 W/kg

Maximum value of SAR (measured) = 0.366 W/kg



Test Plot 14#: GSM 1900_Head Left Cheek_Low**DUT: Mobile Phone; Type: Gravity 5 GO; Serial: 18121000120**

Communication System: Generic GSM; Frequency: 1850.2 MHz; Duty Cycle: 1:8
Medium parameters used: $f = 1850.2$ MHz; $\sigma = 1.344$ S/m; $\epsilon_r = 40.71$; $\rho = 1000$ kg/m³ ;
Phantom section: Left Section

DASY5 Configuration:

- Probe: EX3DV4 - SN7329; ConvF(8.1, 8.1, 8.1); Calibrated: 2018/9/30;
- Sensor-Surface: 1.4mm (Mechanical Surface Detection)
- Electronics: DAE4 Sn772; Calibrated: 2018/9/28
- Phantom: Twin SAM; Type: Twin SAM V5.0; Serial: 1412
- Measurement SW: DASY52, Version 52.8 (8);

Area Scan (101x61x1): Interpolated grid: $dx=1.500$ mm, $dy=1.500$ mm

Maximum value of SAR (interpolated) = 0.327 W/kg

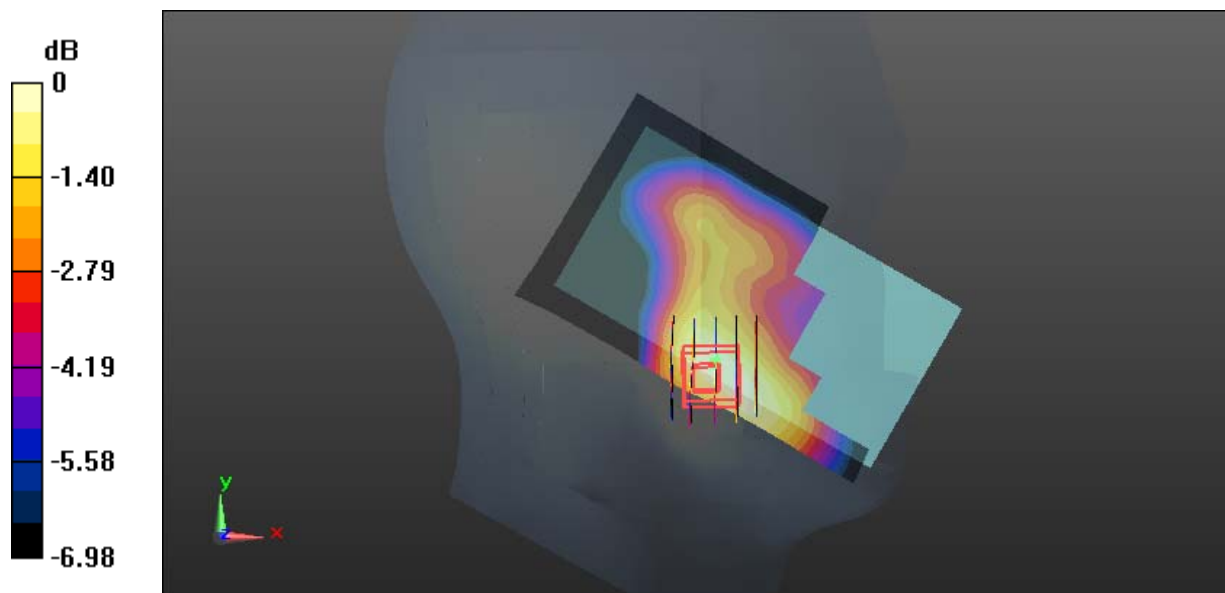
Zoom Scan (5x6x7)/Cube 0: Measurement grid: $dx=8$ mm, $dy=8$ mm, $dz=5$ mm

Reference Value = 7.322 V/m; Power Drift = -0.03 dB

Peak SAR (extrapolated) = 0.374 W/kg

SAR(1 g) = 0.279 W/kg; SAR(10 g) = 0.186 W/kg

Maximum value of SAR (measured) = 0.338 W/kg



Test Plot 15#: GSM 1900_Head Left Cheek_Middle**DUT: Mobile Phone; Type: Gravity 5 GO; Serial: 18121000120**

Communication System: Generic GSM; Frequency: 1880 MHz; Duty Cycle: 1:8
Medium parameters used: $f = 1880$ MHz; $\sigma = 1.366$ S/m; $\epsilon_r = 40.377$; $\rho = 1000$ kg/m³ ;
Phantom section: Left Section

DASY5 Configuration:

- Probe: EX3DV4 - SN7329; ConvF(8.1, 8.1, 8.1); Calibrated: 2018/9/30;
- Sensor-Surface: 1.4mm (Mechanical Surface Detection)
- Electronics: DAE4 Sn772; Calibrated: 2018/9/28
- Phantom: Twin SAM; Type: Twin SAM V5.0; Serial: 1412
- Measurement SW: DASY52, Version 52.8 (8);

Area Scan (101x61x1): Interpolated grid: dx=1.500 mm, dy=1.500 mm

Maximum value of SAR (interpolated) = 0.482 W/kg


Zoom Scan (5x5x7)/Cube 0: Measurement grid: dx=8mm, dy=8mm, dz=5mm

Reference Value = 8.094 V/m; Power Drift = -0.07 dB

Peak SAR (extrapolated) = 0.535 W/kg

SAR(1 g) = 0.365 W/kg; SAR(10 g) = 0.236 W/kg

Maximum value of SAR (measured) = 0.474 W/kg



0 dB = 0.474 W/kg = -3.24 dBW/kg

Test Plot 16#: GSM 1900_Head Left Cheek_High**DUT: Mobile Phone; Type: Gravity 5 GO; Serial: 18121000120**

Communication System: Generic GSM; Frequency: 1909.8 MHz; Duty Cycle: 1:8
Medium parameters used: $f = 1909.8$ MHz; $\sigma = 1.395$ S/m; $\epsilon_r = 40.335$; $\rho = 1000$ kg/m³ ;
Phantom section: Left Section

DASY5 Configuration:

- Probe: EX3DV4 - SN7329; ConvF(8.1, 8.1, 8.1); Calibrated: 2018/9/30;
- Sensor-Surface: 1.4mm (Mechanical Surface Detection)
- Electronics: DAE4 Sn772; Calibrated: 2018/9/28
- Phantom: Twin SAM; Type: Twin SAM V5.0; Serial: 1412
- Measurement SW: DASY52, Version 52.8 (8);

Area Scan (101x61x1): Interpolated grid: dx=1.500 mm, dy=1.500 mm

Maximum value of SAR (interpolated) = 0.390 W/kg


Zoom Scan (6x6x7)/Cube 0: Measurement grid: dx=8mm, dy=8mm, dz=5mm

Reference Value = 7.977 V/m; Power Drift = -0.12 dB

Peak SAR (extrapolated) = 0.449 W/kg

SAR(1 g) = 0.308 W/kg; SAR(10 g) = 0.197 W/kg

Maximum value of SAR (measured) = 0.402 W/kg



0 dB = 0.402 W/kg = -3.96 dBW/kg

Test Plot 17#: GSM 1900_Head Left Tilt_Middle**DUT: Mobile Phone; Type: Gravity 5 GO; Serial: 18121000120**

Communication System: Generic GSM; Frequency: 1880 MHz; Duty Cycle: 1:8
Medium parameters used: $f = 1880$ MHz; $\sigma = 1.366$ S/m; $\epsilon_r = 40.377$; $\rho = 1000$ kg/m³ ;
Phantom section: Left Section

DASY5 Configuration:

- Probe: EX3DV4 - SN7329; ConvF(8.1, 8.1, 8.1); Calibrated: 2018/9/30;
- Sensor-Surface: 1.4mm (Mechanical Surface Detection)
- Electronics: DAE4 Sn772; Calibrated: 2018/9/28
- Phantom: Twin SAM; Type: Twin SAM V5.0; Serial: 1412
- Measurement SW: DASY52, Version 52.8 (8);

Area Scan (101x61x1): Interpolated grid: dx=1.500 mm, dy=1.500 mm

Maximum value of SAR (interpolated) = 0.220 W/kg

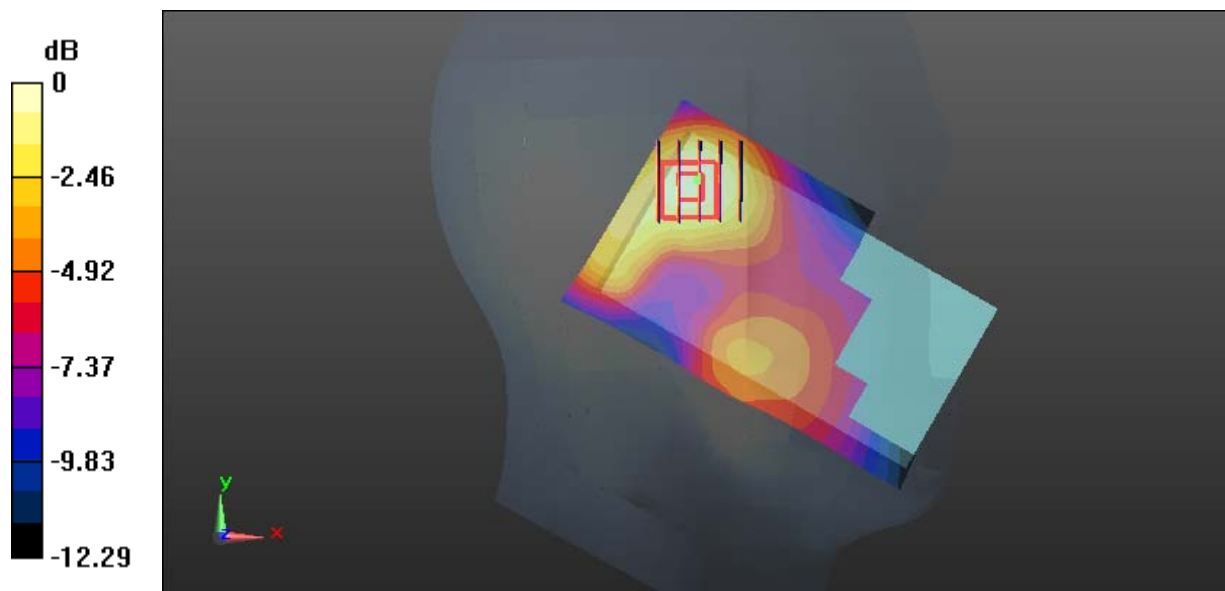
Zoom Scan (5x5x7)/Cube 0: Measurement grid: dx=8mm, dy=8mm, dz=5mm

Reference Value = 11.14 V/m; Power Drift = 0.07 dB

Peak SAR (extrapolated) = 0.256 W/kg

SAR(1 g) = 0.167 W/kg; SAR(10 g) = 0.106 W/kg

Maximum value of SAR (measured) = 0.225 W/kg



Test Plot 18#: GSM 1900_Head Right Cheek_Middle**DUT: Mobile Phone; Type: Gravity 5 GO; Serial: 18121000120**

Communication System: Generic GSM; Frequency: 1880 MHz; Duty Cycle: 1:8
Medium parameters used: $f = 1880$ MHz; $\sigma = 1.366$ S/m; $\epsilon_r = 40.377$; $\rho = 1000$ kg/m³ ;
Phantom section: Right Section

DASY5 Configuration:

- Probe: EX3DV4 - SN7329; ConvF(8.1, 8.1, 8.1); Calibrated: 2018/9/30;
- Sensor-Surface: 1.4mm (Mechanical Surface Detection)
- Electronics: DAE4 Sn772; Calibrated: 2018/9/28
- Phantom: Twin SAM; Type: Twin SAM V5.0; Serial: 1412
- Measurement SW: DASY52, Version 52.8 (8);

Area Scan (101x61x1): Interpolated grid: $dx=1.500$ mm, $dy=1.500$ mm

Maximum value of SAR (interpolated) = 0.437 W/kg

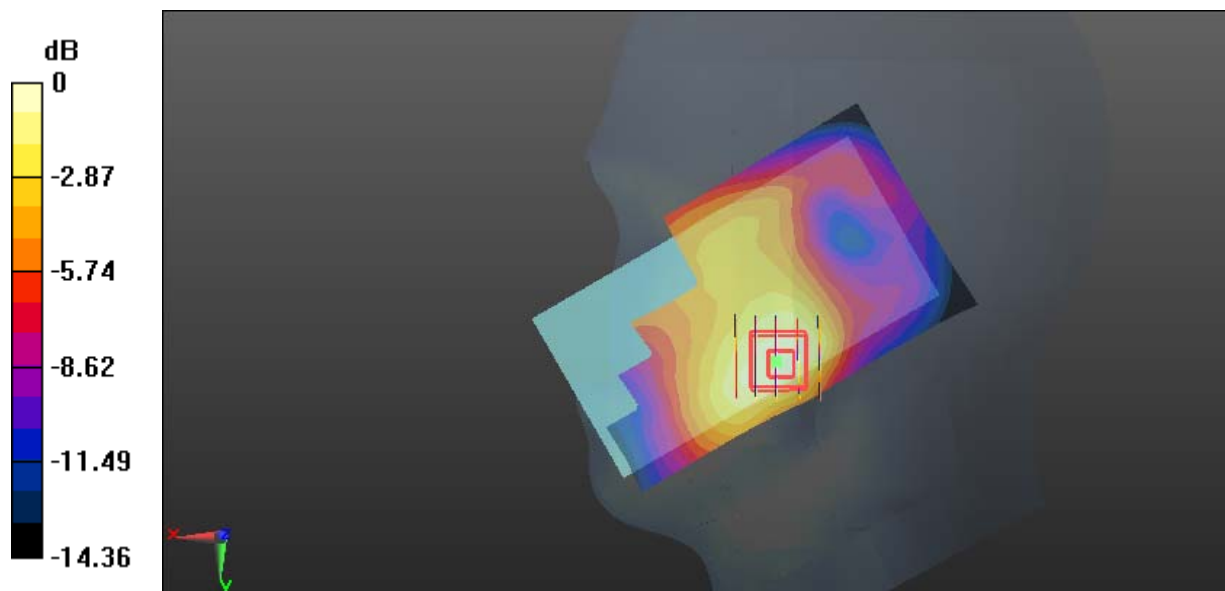
Zoom Scan (5x5x7)/Cube 0: Measurement grid: $dx=8$ mm, $dy=8$ mm, $dz=5$ mm

Reference Value = 5.951 V/m; Power Drift = 0.18 dB

Peak SAR (extrapolated) = 0.478 W/kg

SAR(1 g) = 0.301 W/kg; SAR(10 g) = 0.191 W/kg

Maximum value of SAR (measured) = 0.412 W/kg



0 dB = 0.412 W/kg = -3.85 dBW/kg

Test Plot 19#: GSM 1900_Head Right Tilt_Middle**DUT: Mobile Phone; Type: Gravity 5 GO; Serial: 18121000120**

Communication System: Generic GSM; Frequency: 1880 MHz; Duty Cycle: 1:8
Medium parameters used: $f = 1880$ MHz; $\sigma = 1.366$ S/m; $\epsilon_r = 40.377$; $\rho = 1000$ kg/m³ ;
Phantom section: Right Section

DASY5 Configuration:

- Probe: EX3DV4 - SN7329; ConvF(8.1, 8.1, 8.1); Calibrated: 2018/9/30;
- Sensor-Surface: 1.4mm (Mechanical Surface Detection)
- Electronics: DAE4 Sn772; Calibrated: 2018/9/28
- Phantom: Twin SAM; Type: Twin SAM V5.0; Serial: 1412
- Measurement SW: DASY52, Version 52.8 (8);

Area Scan (111x61x1): Interpolated grid: dx=1.500 mm, dy=1.500 mm

Maximum value of SAR (interpolated) = 0.212 W/kg

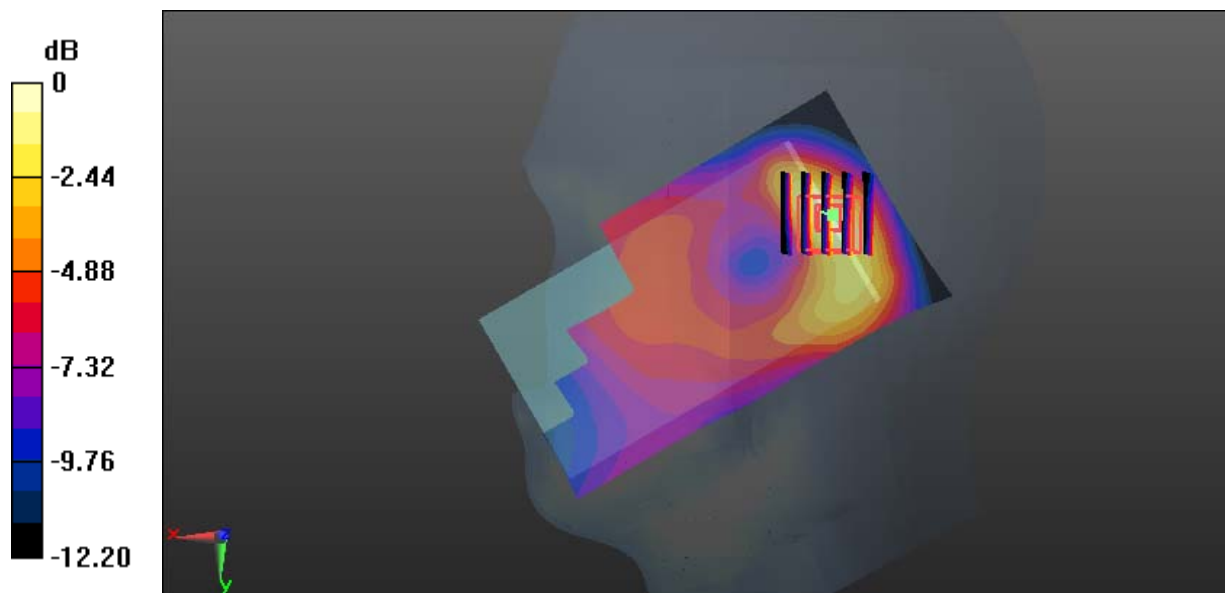
Zoom Scan (5x5x7)/Cube 0: Measurement grid: dx=8mm, dy=8mm, dz=5mm

Reference Value = 11.86 V/m; Power Drift = -0.18 dB

Peak SAR (extrapolated) = 0.265 W/kg

SAR(1 g) = 0.156 W/kg; SAR(10 g) = 0.088 W/kg

Maximum value of SAR (measured) = 0.228 W/kg



0 dB = 0.228 W/kg = -6.42 dBW/kg

Test Plot 20#: GSM 1900_Body Worn Back_Middle**DUT: Mobile Phone; Type: Gravity 5 GO; Serial: 18121000120**

Communication System: Generic GSM; Frequency: 1880 MHz; Duty Cycle: 1:8
Medium parameters used: $f = 1880$ MHz; $\sigma = 1.49$ S/m; $\epsilon_r = 54.17$; $\rho = 1000$ kg/m³ ;
Phantom section: Left Section

DASY5 Configuration:

- Probe: EX3DV4 - SN7329; ConvF(7.7, 7.7, 7.7); Calibrated: 2018/9/30;
- Sensor-Surface: 1.4mm (Mechanical Surface Detection)
- Electronics: DAE4 Sn772; Calibrated: 2018/9/28
- Phantom: Triple Flat Phantom 5.1C; Type: QD 000 P51 CA; Serial: 1130
- Measurement SW: DASY52, Version 52.8 (8);

Area Scan (111x61x1): Interpolated grid: dx=1.500 mm, dy=1.500 mm

Maximum value of SAR (interpolated) = 1.01 W/kg

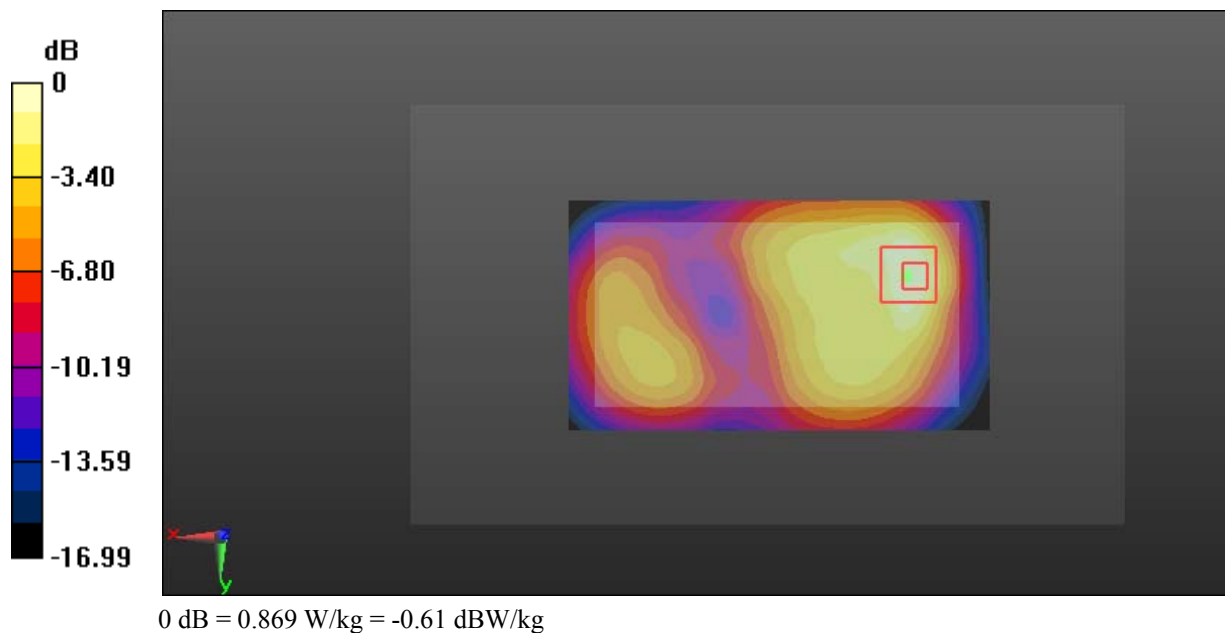
Zoom Scan (5x5x7)/Cube 0: Measurement grid: dx=8mm, dy=8mm, dz=5mm

Reference Value = 11.99 V/m; Power Drift = 0.17 dB

Peak SAR (extrapolated) = 1.13 W/kg

SAR(1 g) = 0.609 W/kg; SAR(10 g) = 0.336 W/kg

Maximum value of SAR (measured) = 0.869 W/kg



Test Plot 21#: GSM 1900_Body Back_Low**DUT: Mobile Phone; Type: Gravity 5 GO; Serial: 18121000120**

Communication System: Generic GPRS-3 slots; Frequency: 1850.2 MHz; Duty Cycle: 1:2.66
Medium parameters used: $f = 1850.2$ MHz; $\sigma = 1.46$ S/m; $\epsilon_r = 54.569$; $\rho = 1000$ kg/m³ ;
Phantom section: Left Section

DASY5 Configuration:

- Probe: EX3DV4 - SN7329; ConvF(7.7, 7.7, 7.7); Calibrated: 2018/9/30;
- Sensor-Surface: 1.4mm (Mechanical Surface Detection)
- Electronics: DAE4 Sn772; Calibrated: 2018/9/28
- Phantom: Triple Flat Phantom 5.1C; Type: QD 000 P51 CA; Serial: 1130
- Measurement SW: DASY52, Version 52.8 (8);

Area Scan (111x61x1): Interpolated grid: dx=1.500 mm, dy=1.500 mm

Maximum value of SAR (interpolated) = 0.915 W/kg

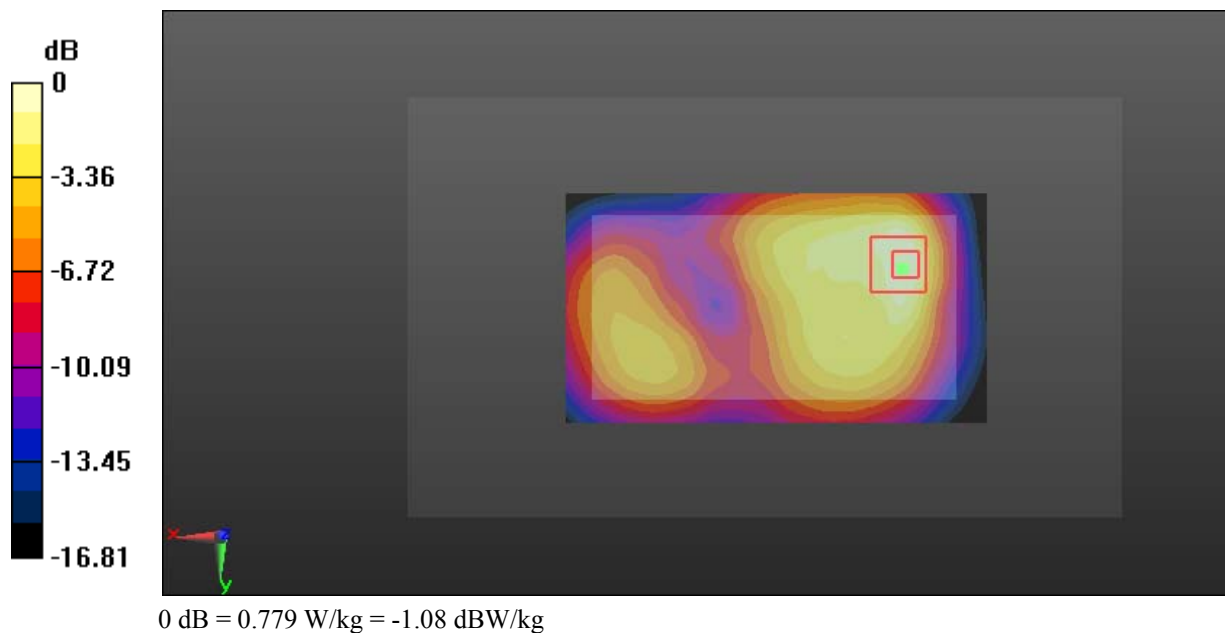
Zoom Scan (5x5x7)/Cube 0: Measurement grid: dx=8mm, dy=8mm, dz=5mm

Reference Value = 12.25 V/m; Power Drift = 0.09 dB

Peak SAR (extrapolated) = 0.936 W/kg

SAR(1 g) = 0.539 W/kg; SAR(10 g) = 0.301 W/kg

Maximum value of SAR (measured) = 0.779 W/kg



Test Plot 22#: GSM 1900_Body Back_Middle**DUT: Mobile Phone; Type: Gravity 5 GO; Serial: 18121000120**

Communication System: Generic GPRS-3 slots; Frequency: 1880 MHz; Duty Cycle: 1:2.66
Medium parameters used: $f = 1880$ MHz; $\sigma = 1.49$ S/m; $\epsilon_r = 54.17$; $\rho = 1000$ kg/m³ ;
Phantom section: Left Section

DASY5 Configuration:

- Probe: EX3DV4 - SN7329; ConvF(7.7, 7.7, 7.7); Calibrated: 2018/9/30;
- Sensor-Surface: 1.4mm (Mechanical Surface Detection)
- Electronics: DAE4 Sn772; Calibrated: 2018/9/28
- Phantom: Triple Flat Phantom 5.1C; Type: QD 000 P51 CA; Serial: 1130
- Measurement SW: DASY52, Version 52.8 (8);

Area Scan (111x61x1): Interpolated grid: dx=1.500 mm, dy=1.500 mm

Maximum value of SAR (interpolated) = 1.05 W/kg

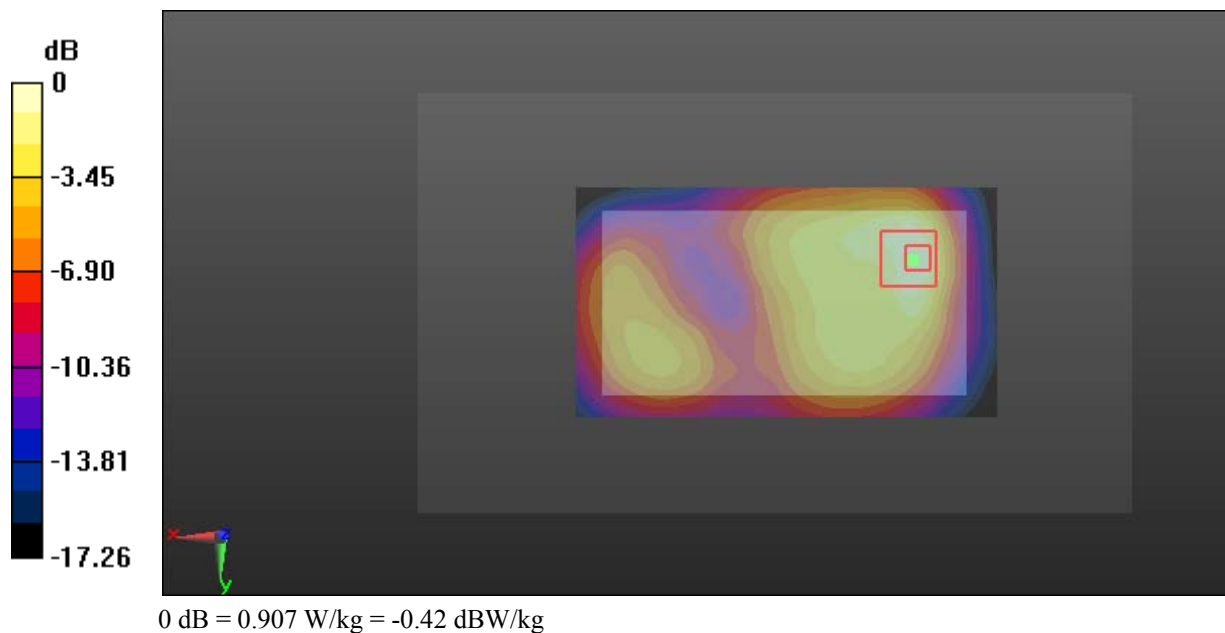
Zoom Scan (5x5x7)/Cube 0: Measurement grid: dx=8mm, dy=8mm, dz=5mm

Reference Value = 13.08 V/m; Power Drift = 0.13 dB

Peak SAR (extrapolated) = 1.09 W/kg

SAR(1 g) = 0.621 W/kg; SAR(10 g) = 0.341 W/kg

Maximum value of SAR (measured) = 0.907 W/kg



Test Plot 23#: GSM 1900_Body Back_High**DUT: Mobile Phone; Type: Gravity 5 GO; Serial: 18121000120**

Communication System: Generic GPRS-3 slots; Frequency: 1909.8 MHz; Duty Cycle: 1:2.66
Medium parameters used: $f = 1909.8$ MHz; $\sigma = 1.521$ S/m; $\epsilon_r = 54.053$; $\rho = 1000$ kg/m³ ;
Phantom section: Left Section

DASY5 Configuration:

- Probe: EX3DV4 - SN7329; ConvF(7.7, 7.7, 7.7); Calibrated: 2018/9/30;
- Sensor-Surface: 1.4mm (Mechanical Surface Detection)
- Electronics: DAE4 Sn772; Calibrated: 2018/9/28
- Phantom: Triple Flat Phantom 5.1C; Type: QD 000 P51 CA; Serial: 1130
- Measurement SW: DASY52, Version 52.8 (8);

Area Scan (111x61x1): Interpolated grid: dx=1.500 mm, dy=1.500 mm

Maximum value of SAR (interpolated) = 1.05 W/kg


Zoom Scan (5x5x7)/Cube 0: Measurement grid: dx=8mm, dy=8mm, dz=5mm

Reference Value = 12.92 V/m; Power Drift = 0.04 dB

Peak SAR (extrapolated) = 1.08 W/kg

SAR(1 g) = 0.613 W/kg; SAR(10 g) = 0.331 W/kg

Maximum value of SAR (measured) = 0.895 W/kg



Test Plot 24#: GSM 1900_Body Left_Middle**DUT: Mobile Phone; Type: Gravity 5 GO; Serial: 18121000120**

Communication System: Generic GPRS-3 slots; Frequency: 1880 MHz; Duty Cycle: 1:2.66
Medium parameters used: $f = 1880$ MHz; $\sigma = 1.49$ S/m; $\epsilon_r = 54.17$; $\rho = 1000$ kg/m³ ;
Phantom section: Left Section

DASY5 Configuration:

- Probe: EX3DV4 - SN7329; ConvF(7.7, 7.7, 7.7); Calibrated: 2018/9/30;
- Sensor-Surface: 1.4mm (Mechanical Surface Detection)
- Electronics: DAE4 Sn772; Calibrated: 2018/9/28
- Phantom: Triple Flat Phantom 5.1C; Type: QD 000 P51 CA; Serial: 1130
- Measurement SW: DASY52, Version 52.8 (8);

Area Scan (111x41x1): Interpolated grid: dx=1.500 mm, dy=1.500 mm

Maximum value of SAR (interpolated) = 0.431 W/kg

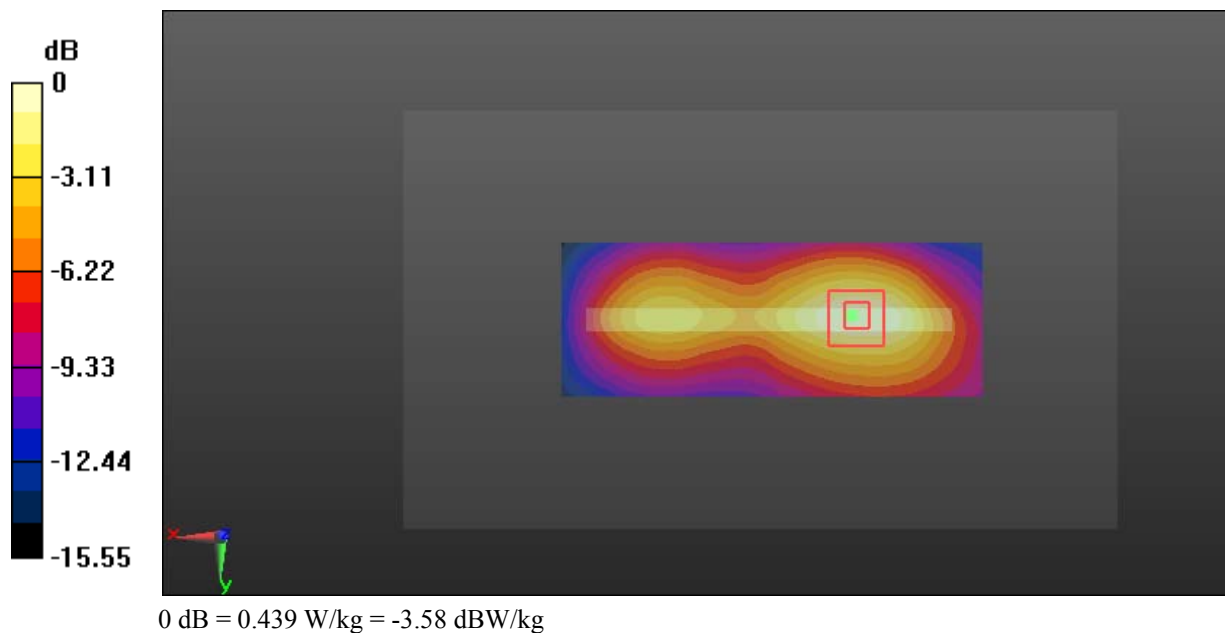
Zoom Scan (5x5x7)/Cube 0: Measurement grid: dx=8mm, dy=8mm, dz=5mm

Reference Value = 11.36 V/m; Power Drift = 0.04 dB

Peak SAR (extrapolated) = 0.518 W/kg

SAR(1 g) = 0.297 W/kg; SAR(10 g) = 0.172 W/kg

Maximum value of SAR (measured) = 0.439 W/kg



Test Plot 25#: GSM 1900_Body Right_Middle**DUT: Mobile Phone; Type: Gravity 5 GO; Serial: 18121000120**

Communication System: Generic GPRS-3 slots; Frequency: 1880 MHz; Duty Cycle: 1:2.66
Medium parameters used: $f = 1880$ MHz; $\sigma = 1.49$ S/m; $\epsilon_r = 54.17$; $\rho = 1000$ kg/m³ ;
Phantom section: Left Section

DASY5 Configuration:

- Probe: EX3DV4 - SN7329; ConvF(7.7, 7.7, 7.7); Calibrated: 2018/9/30;
- Sensor-Surface: 1.4mm (Mechanical Surface Detection)
- Electronics: DAE4 Sn772; Calibrated: 2018/9/28
- Phantom: Triple Flat Phantom 5.1C; Type: QD 000 P51 CA; Serial: 1130
- Measurement SW: DASY52, Version 52.8 (8);

Area Scan (111x41x1): Interpolated grid: dx=1.500 mm, dy=1.500 mm

Maximum value of SAR (interpolated) = 0.350 W/kg

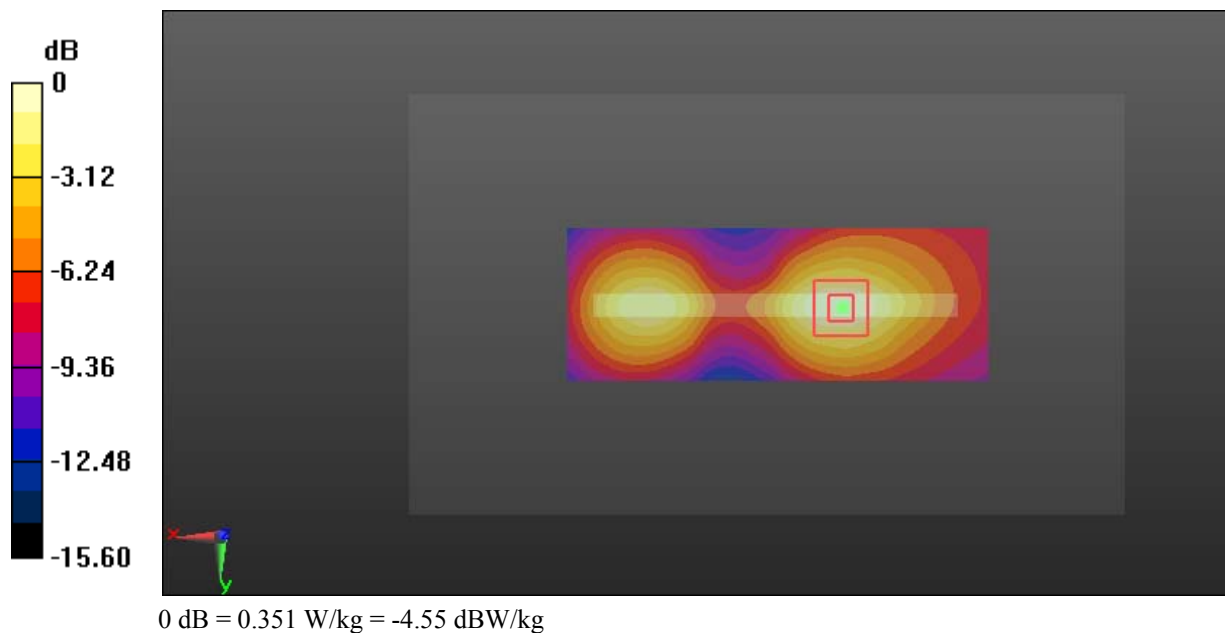
Zoom Scan (5x5x7)/Cube 0: Measurement grid: dx=8mm, dy=8mm, dz=5mm

Reference Value = 9.409 V/m; Power Drift = 0.14 dB

Peak SAR (extrapolated) = 0.413 W/kg

SAR(1 g) = 0.241 W/kg; SAR(10 g) = 0.140 W/kg

Maximum value of SAR (measured) = 0.351 W/kg



Test Plot 26#: GSM 1900_Body Bottom_Middle**DUT: Mobile Phone; Type: Gravity 5 GO; Serial: 18121000120**

Communication System: Generic GPRS-3 slots; Frequency: 1880 MHz; Duty Cycle: 1:2.66
Medium parameters used: $f = 1880$ MHz; $\sigma = 1.49$ S/m; $\epsilon_r = 54.17$; $\rho = 1000$ kg/m³ ;
Phantom section: Left Section

DASY5 Configuration:

- Probe: EX3DV4 - SN7329; ConvF(7.7, 7.7, 7.7); Calibrated: 2018/9/30;
- Sensor-Surface: 1.4mm (Mechanical Surface Detection)
- Electronics: DAE4 Sn772; Calibrated: 2018/9/28
- Phantom: Triple Flat Phantom 5.1C; Type: QD 000 P51 CA; Serial: 1130
- Measurement SW: DASY52, Version 52.8 (8);

Area Scan (41x61x1): Interpolated grid: dx=1.500 mm, dy=1.500 mm

Maximum value of SAR (interpolated) = 0.542 W/kg


Zoom Scan (5x5x7)/Cube 0: Measurement grid: dx=8mm, dy=8mm, dz=5mm

Reference Value = 16.33 V/m; Power Drift = -0.19 dB

Peak SAR (extrapolated) = 0.654 W/kg

SAR(1 g) = 0.373 W/kg; SAR(10 g) = 0.214 W/kg

Maximum value of SAR (measured) = 0.553 W/kg



Test Plot 27#: WCDMA Band 2_Head Left Cheek_Low**DUT: Mobile Phone; Type: Gravity 5 GO; Serial: 18121000120**

Communication System: Generic WCDMA; Frequency: 1852.4 MHz; Duty Cycle: 1:1
Medium parameters used: $f = 1852.4$ MHz; $\sigma = 1.346$ S/m; $\epsilon_r = 40.702$; $\rho = 1000$ kg/m³ ;
Phantom section: Left Section

DASY5 Configuration:

- Probe: EX3DV4 - SN7329; ConvF(8.1, 8.1, 8.1); Calibrated: 2018/9/30;
- Sensor-Surface: 1.4mm (Mechanical Surface Detection)
- Electronics: DAE4 Sn772; Calibrated: 2018/9/28
- Phantom: Twin SAM; Type: Twin SAM V5.0; Serial: 1412
- Measurement SW: DASY52, Version 52.8 (8);

Area Scan (101x61x1): Interpolated grid: dx=1.500 mm, dy=1.500 mm

Maximum value of SAR (interpolated) = 0.629 W/kg

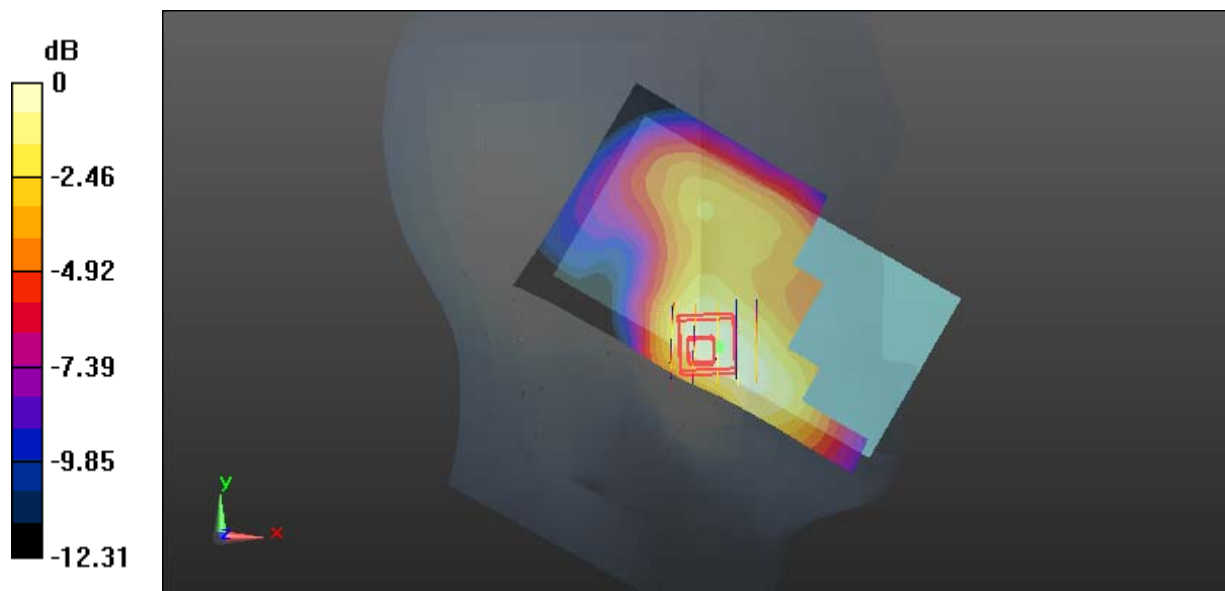
Zoom Scan (5x5x7)/Cube 0: Measurement grid: dx=8mm, dy=8mm, dz=5mm

Reference Value = 9.828 V/m; Power Drift = -0.11 dB

Peak SAR (extrapolated) = 0.694 W/kg

SAR(1 g) = 0.475 W/kg; SAR(10 g) = 0.309 W/kg

Maximum value of SAR (measured) = 0.619 W/kg



Test Plot 28#: WCDMA Band 2_Head Left Cheek_Middle**DUT: Mobile Phone; Type: Gravity 5 GO; Serial: 18121000120**

Communication System: Generic WCDMA; Frequency: 1880 MHz; Duty Cycle: 1:1
Medium parameters used: $f = 1880$ MHz; $\sigma = 1.366$ S/m; $\epsilon_r = 40.377$; $\rho = 1000$ kg/m³ ;
Phantom section: Left Section

DASY5 Configuration:

- Probe: EX3DV4 - SN7329; ConvF(8.1, 8.1, 8.1); Calibrated: 2018/9/30;
- Sensor-Surface: 1.4mm (Mechanical Surface Detection)
- Electronics: DAE4 Sn772; Calibrated: 2018/9/28
- Phantom: Twin SAM; Type: Twin SAM V5.0; Serial: 1412
- Measurement SW: DASY52, Version 52.8 (8);

Area Scan (101x61x1): Interpolated grid: dx=1.500 mm, dy=1.500 mm

Maximum value of SAR (interpolated) = 0.629 W/kg

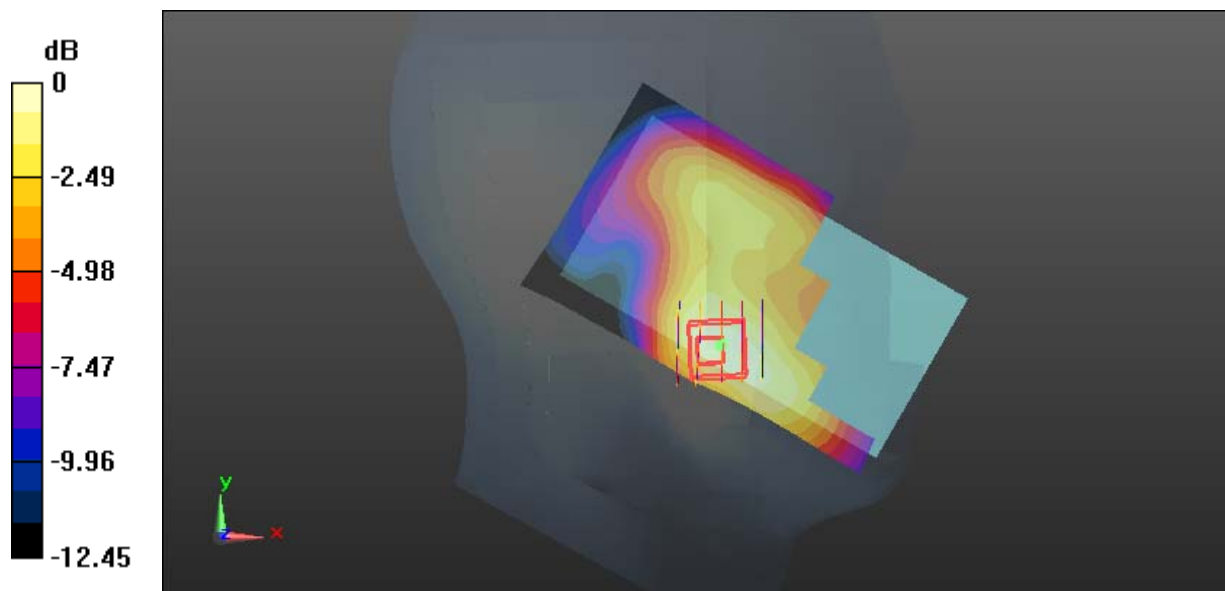
Zoom Scan (5x5x7)/Cube 0: Measurement grid: dx=8mm, dy=8mm, dz=5mm

Reference Value = 10.09 V/m; Power Drift = -0.19 dB

Peak SAR (extrapolated) = 0.703 W/kg

SAR(1 g) = 0.480 W/kg; SAR(10 g) = 0.310 W/kg

Maximum value of SAR (measured) = 0.638 W/kg



0 dB = 0.638 W/kg = -1.95 dBW/kg

Test Plot 29#: WCDMA Band 2_Head Left Cheek_High**DUT: Mobile Phone; Type: Gravity 5 GO; Serial: 18121000120**

Communication System: Generic WCDMA; Frequency: 1907.6 MHz; Duty Cycle: 1:1
Medium parameters used: $f = 1907.6$ MHz; $\sigma = 1.393$ S/m; $\epsilon_r = 40.34$; $\rho = 1000$ kg/m³ ;
Phantom section: Left Section

DASY5 Configuration:

- Probe: EX3DV4 - SN7329; ConvF(8.1, 8.1, 8.1); Calibrated: 2018/9/30;
- Sensor-Surface: 1.4mm (Mechanical Surface Detection)
- Electronics: DAE4 Sn772; Calibrated: 2018/9/28
- Phantom: Twin SAM; Type: Twin SAM V5.0; Serial: 1412
- Measurement SW: DASY52, Version 52.8 (8);

Area Scan (101x61x1): Interpolated grid: dx=1.500 mm, dy=1.500 mm

Maximum value of SAR (interpolated) = 0.692 W/kg

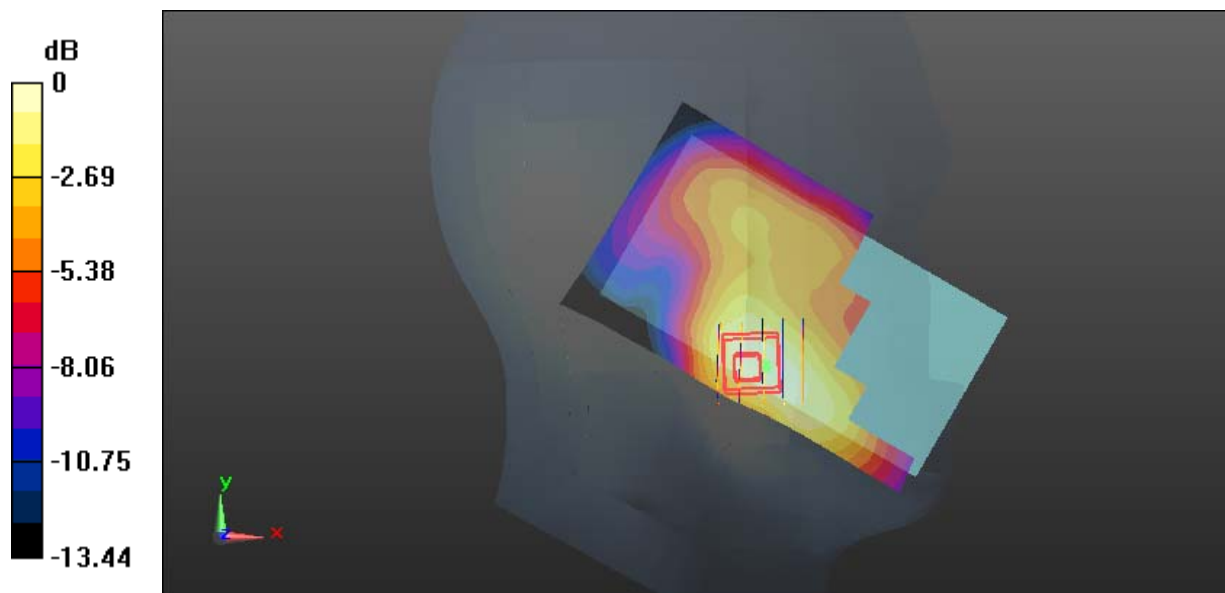
Zoom Scan (5x5x7)/Cube 0: Measurement grid: dx=8mm, dy=8mm, dz=5mm

Reference Value = 10.11 V/m; Power Drift = -0.03 dB

Peak SAR (extrapolated) = 0.780 W/kg

SAR(1 g) = 0.519 W/kg; SAR(10 g) = 0.330 W/kg

Maximum value of SAR (measured) = 0.700 W/kg



Test Plot 30#: WCDMA Band 2_Head Left Tilt_Middle**DUT: Mobile Phone; Type: Gravity 5 GO; Serial: 18121000120**

Communication System: Generic WCDMA; Frequency: 1880 MHz; Duty Cycle: 1:1
Medium parameters used: $f = 1880$ MHz; $\sigma = 1.366$ S/m; $\epsilon_r = 40.377$; $\rho = 1000$ kg/m³ ;
Phantom section: Left Section

DASY5 Configuration:

- Probe: EX3DV4 - SN7329; ConvF(8.1, 8.1, 8.1); Calibrated: 2018/9/30;
- Sensor-Surface: 1.4mm (Mechanical Surface Detection)
- Electronics: DAE4 Sn772; Calibrated: 2018/9/28
- Phantom: Twin SAM; Type: Twin SAM V5.0; Serial: 1412
- Measurement SW: DASY52, Version 52.8 (8);

Area Scan (101x61x1): Interpolated grid: dx=1.500 mm, dy=1.500 mm

Maximum value of SAR (interpolated) = 0.341 W/kg

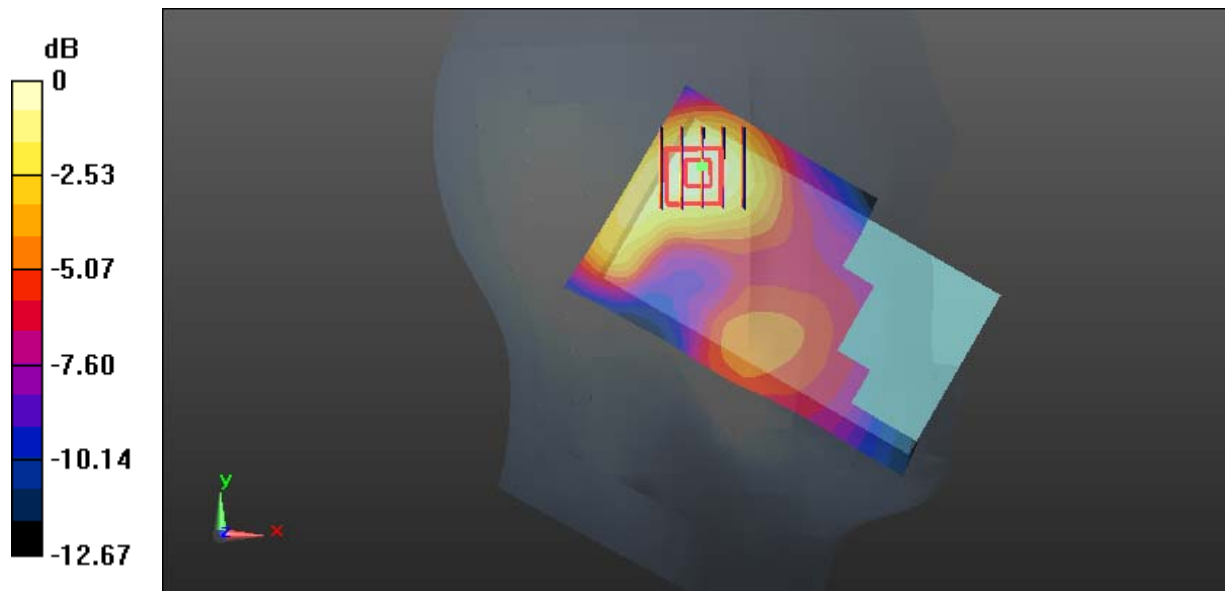
Zoom Scan (5x5x7)/Cube 0: Measurement grid: dx=8mm, dy=8mm, dz=5mm

Reference Value = 13.86 V/m; Power Drift = 0.05 dB

Peak SAR (extrapolated) = 0.394 W/kg

SAR(1 g) = 0.256 W/kg; SAR(10 g) = 0.162 W/kg

Maximum value of SAR (measured) = 0.343 W/kg



Test Plot 31#: WCDMA Band 2_Head Right Cheek_Middle**DUT: Mobile Phone; Type: Gravity 5 GO; Serial: 18121000120**

Communication System: Generic WCDMA; Frequency: 1880 MHz; Duty Cycle: 1:1
Medium parameters used: $f = 1880$ MHz; $\sigma = 1.366$ S/m; $\epsilon_r = 40.377$; $\rho = 1000$ kg/m³ ;
Phantom section: Right Section

DASY5 Configuration:

- Probe: EX3DV4 - SN7329; ConvF(8.1, 8.1, 8.1); Calibrated: 2018/9/30;
- Sensor-Surface: 1.4mm (Mechanical Surface Detection)
- Electronics: DAE4 Sn772; Calibrated: 2018/9/28
- Phantom: Twin SAM; Type: Twin SAM V5.0; Serial: 1412
- Measurement SW: DASY52, Version 52.8 (8);

Area Scan (101x61x1): Interpolated grid: dx=1.500 mm, dy=1.500 mm

Maximum value of SAR (interpolated) = 0.507 W/kg

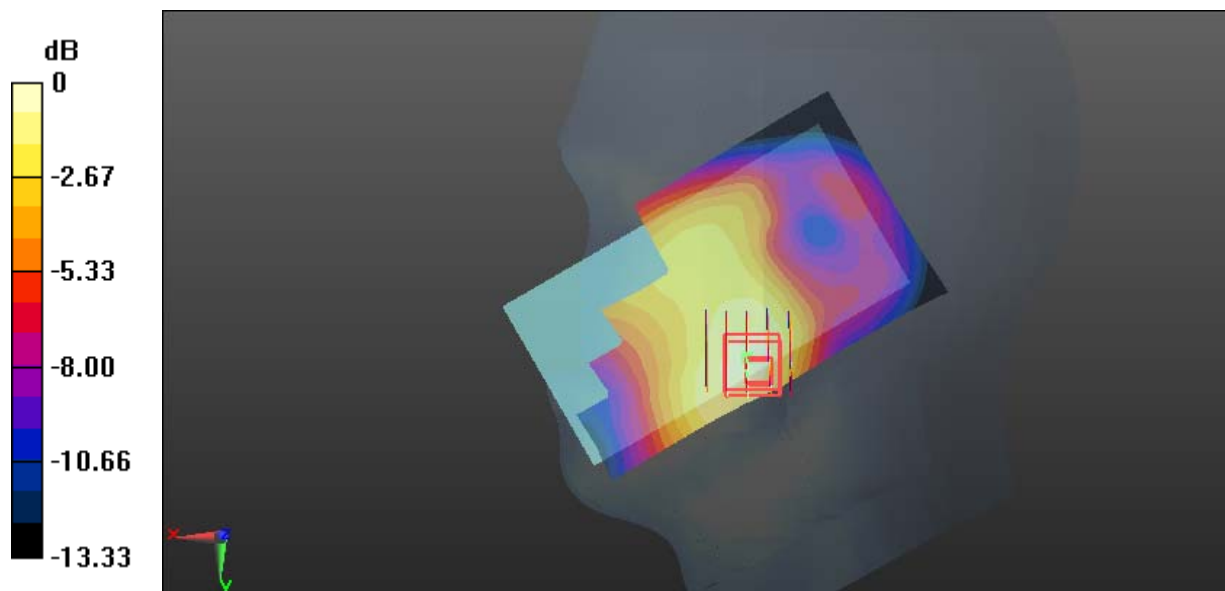
Zoom Scan (5x5x7)/Cube 0: Measurement grid: dx=8mm, dy=8mm, dz=5mm

Reference Value = 9.572 V/m; Power Drift = 0.04 dB

Peak SAR (extrapolated) = 0.603 W/kg

SAR(1 g) = 0.408 W/kg; SAR(10 g) = 0.268 W/kg

Maximum value of SAR (measured) = 0.544 W/kg



0 dB = 0.544 W/kg = -2.64 dBW/kg

Test Plot 32#: WCDMA Band 2_Head Right Tilt_Middle**DUT: Mobile Phone; Type: Gravity 5 GO; Serial: 18121000120**

Communication System: Generic WCDMA; Frequency: 1880 MHz; Duty Cycle: 1:1
Medium parameters used: $f = 1880$ MHz; $\sigma = 1.366$ S/m; $\epsilon_r = 40.377$; $\rho = 1000$ kg/m³ ;
Phantom section: Right Section

DASY5 Configuration:

- Probe: EX3DV4 - SN7329; ConvF(8.1, 8.1, 8.1); Calibrated: 2018/9/30;
- Sensor-Surface: 1.4mm (Mechanical Surface Detection)
- Electronics: DAE4 Sn772; Calibrated: 2018/9/28
- Phantom: Twin SAM; Type: Twin SAM V5.0; Serial: 1412
- Measurement SW: DASY52, Version 52.8 (8);

Area Scan (111x61x1): Interpolated grid: dx=1.500 mm, dy=1.500 mm

Maximum value of SAR (interpolated) = 0.319 W/kg

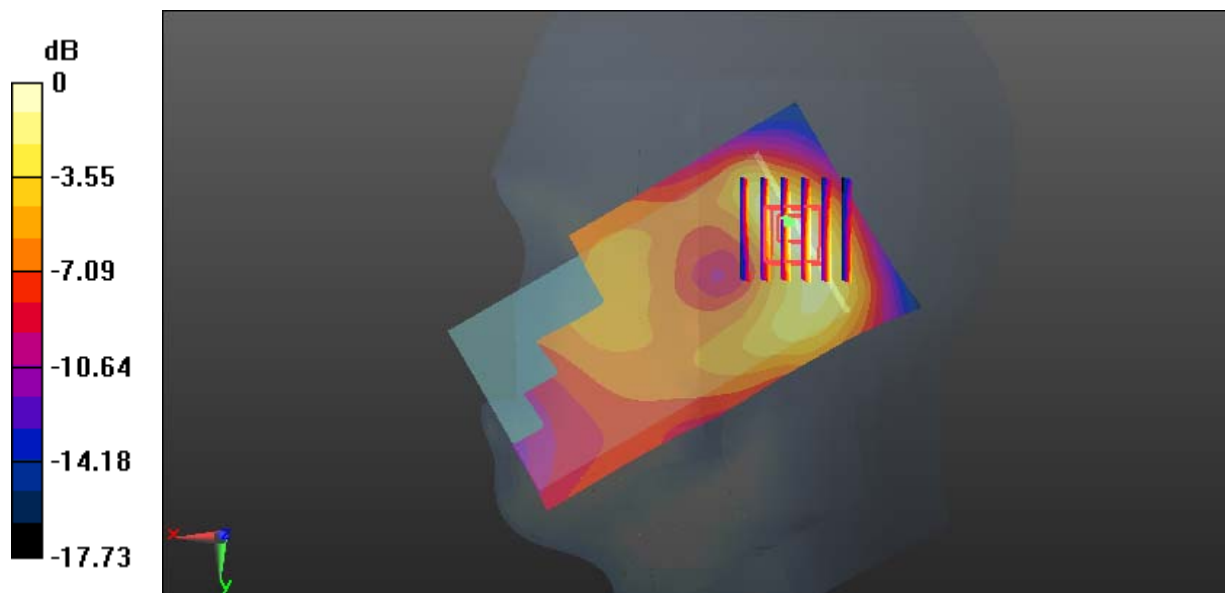
Zoom Scan (6x6x7)/Cube 0: Measurement grid: dx=8mm, dy=8mm, dz=5mm

Reference Value = 14.93 V/m; Power Drift = -0.18 dB

Peak SAR (extrapolated) = 0.399 W/kg

SAR(1 g) = 0.232 W/kg; SAR(10 g) = 0.129 W/kg

Maximum value of SAR (measured) = 0.342 W/kg



0 dB = 0.342 W/kg = -4.66 dBW/kg

Test Plot 33#: WCDMA Band 2_Body Back_Low**DUT: Mobile Phone; Type: Gravity 5 GO; Serial: 18121000120**

Communication System: Generic WCDMA; Frequency: 1852.4 MHz; Duty Cycle: 1:1
Medium parameters used: $f = 1852.4$ MHz; $\sigma = 1.468$ S/m; $\epsilon_r = 54.564$; $\rho = 1000$ kg/m³ ;
Phantom section: Left Section

DASY5 Configuration:

- Probe: EX3DV4 - SN7329; ConvF(7.7, 7.7, 7.7); Calibrated: 2018/9/30;
- Sensor-Surface: 1.4mm (Mechanical Surface Detection)
- Electronics: DAE4 Sn772; Calibrated: 2018/9/28
- Phantom: Triple Flat Phantom 5.1C; Type: QD 000 P51 CA; Serial: 1130
- Measurement SW: DASY52, Version 52.8 (8);

Area Scan (111x61x1): Interpolated grid: dx=1.500 mm, dy=1.500 mm

Maximum value of SAR (interpolated) = 1.50 W/kg

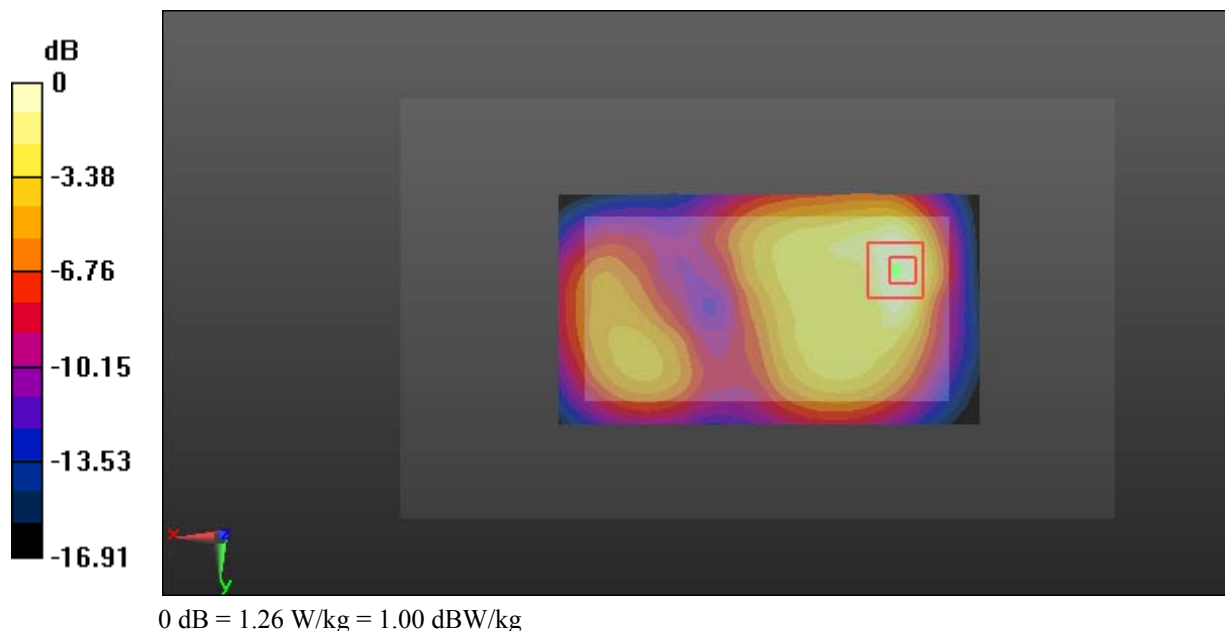
Zoom Scan (5x5x7)/Cube 0: Measurement grid: dx=8mm, dy=8mm, dz=5mm

Reference Value = 15.61 V/m; Power Drift = 0.09 dB

Peak SAR (extrapolated) = 1.66 W/kg

SAR(1 g) = 0.904 W/kg; SAR(10 g) = 0.489 W/kg

Maximum value of SAR (measured) = 1.26 W/kg



Test Plot 34#: WCDMA Band 2_Body Back_Middle**DUT: Mobile Phone; Type: Gravity 5 GO; Serial: 18121000120**

Communication System: Generic WCDMA; Frequency: 1880 MHz; Duty Cycle: 1:1
Medium parameters used: $f = 1880$ MHz; $\sigma = 1.49$ S/m; $\epsilon_r = 54.17$; $\rho = 1000$ kg/m³ ;
Phantom section: Left Section

DASY5 Configuration:

- Probe: EX3DV4 - SN7329; ConvF(7.7, 7.7, 7.7); Calibrated: 2018/9/30;
- Sensor-Surface: 1.4mm (Mechanical Surface Detection)
- Electronics: DAE4 Sn772; Calibrated: 2018/9/28
- Phantom: Triple Flat Phantom 5.1C; Type: QD 000 P51 CA; Serial: 1130
- Measurement SW: DASY52, Version 52.8 (8);

Area Scan (111x61x1): Interpolated grid: dx=1.500 mm, dy=1.500 mm

Maximum value of SAR (interpolated) = 1.69 W/kg

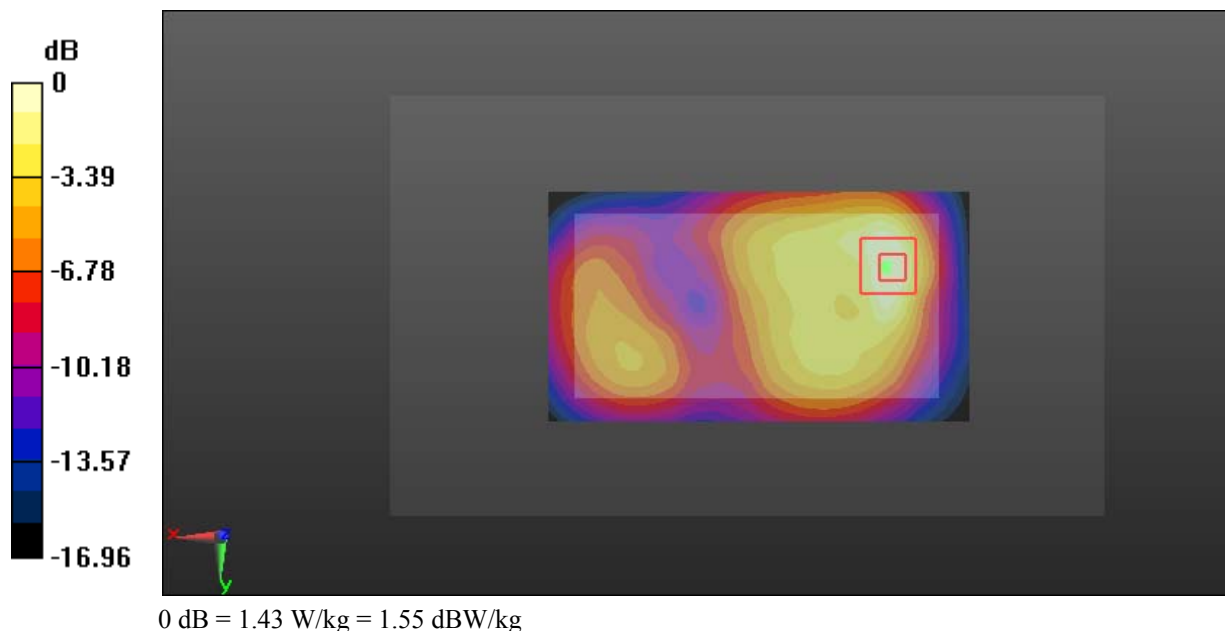
Zoom Scan (5x5x7)/Cube 0: Measurement grid: dx=8mm, dy=8mm, dz=5mm

Reference Value = 16.65 V/m; Power Drift = -0.12 dB

Peak SAR (extrapolated) = 1.87 W/kg

SAR(1 g) = 1.02 W/kg; SAR(10 g) = 0.548 W/kg

Maximum value of SAR (measured) = 1.43 W/kg



Test Plot 35#: WCDMA Band 2_Body Back_High**DUT: Mobile Phone; Type: Gravity 5 GO; Serial: 18121000120**

Communication System: Generic WCDMA; Frequency: 1907.6 MHz; Duty Cycle: 1:1
Medium parameters used: $f = 1907.6$ MHz; $\sigma = 1.516$ S/m; $\epsilon_r = 54.063$; $\rho = 1000$ kg/m³ ;
Phantom section: Left Section

DASY5 Configuration:

- Probe: EX3DV4 - SN7329; ConvF(7.7, 7.7, 7.7); Calibrated: 2018/9/30;
- Sensor-Surface: 1.4mm (Mechanical Surface Detection)
- Electronics: DAE4 Sn772; Calibrated: 2018/9/28
- Phantom: Triple Flat Phantom 5.1C; Type: QD 000 P51 CA; Serial: 1130
- Measurement SW: DASY52, Version 52.8 (8);

Area Scan (111x61x1): Interpolated grid: dx=1.500 mm, dy=1.500 mm

Maximum value of SAR (interpolated) = 1.80 W/kg

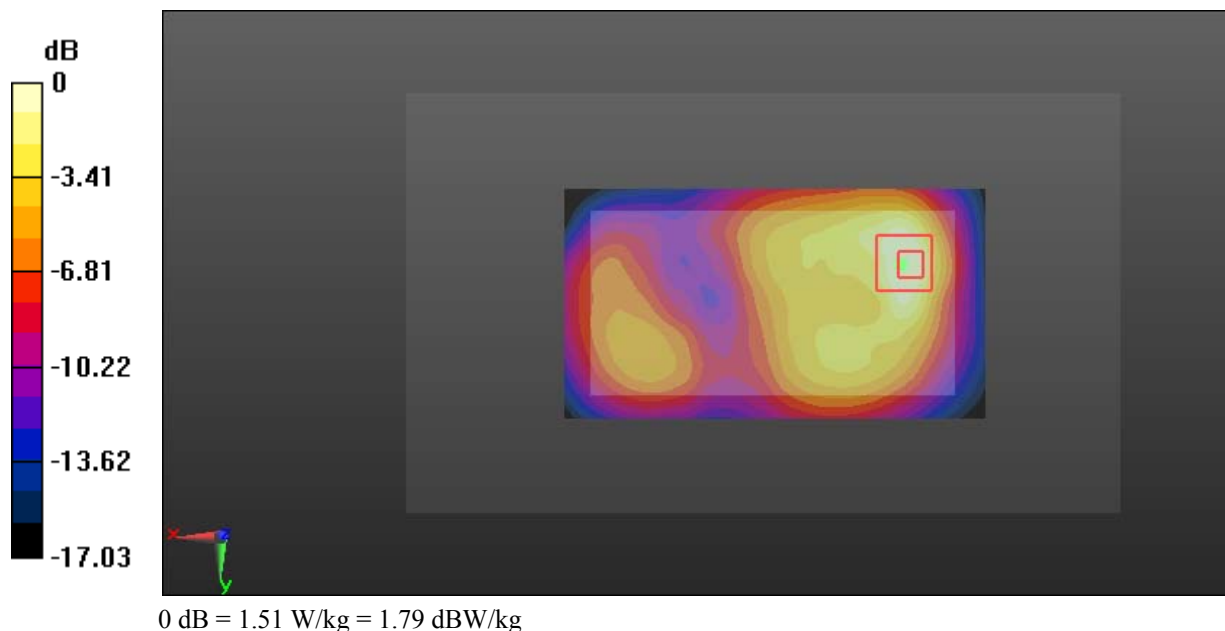
Zoom Scan (5x5x7)/Cube 0: Measurement grid: dx=8mm, dy=8mm, dz=5mm

Reference Value = 16.43 V/m; Power Drift = 0.05 dB

Peak SAR (extrapolated) = 2.02 W/kg

SAR(1 g) = 1.1 W/kg; SAR(10 g) = 0.582 W/kg

Maximum value of SAR (measured) = 1.51 W/kg



Test Plot 36#: WCDMA Band 2_Body Left_Middle**DUT: Mobile Phone; Type: Gravity 5 GO; Serial: 18121000120**

Communication System: Generic WCDMA; Frequency: 1880 MHz; Duty Cycle: 1:1
Medium parameters used: $f = 1880$ MHz; $\sigma = 1.49$ S/m; $\epsilon_r = 54.17$; $\rho = 1000$ kg/m³ ;
Phantom section: Left Section

DASY5 Configuration:

- Probe: EX3DV4 - SN7329; ConvF(7.7, 7.7, 7.7); Calibrated: 2018/9/30;
- Sensor-Surface: 1.4mm (Mechanical Surface Detection)
- Electronics: DAE4 Sn772; Calibrated: 2018/9/28
- Phantom: Triple Flat Phantom 5.1C; Type: QD 000 P51 CA; Serial: 1130
- Measurement SW: DASY52, Version 52.8 (8);

Area Scan (111x41x1): Interpolated grid: dx=1.500 mm, dy=1.500 mm

Maximum value of SAR (interpolated) = 0.681 W/kg

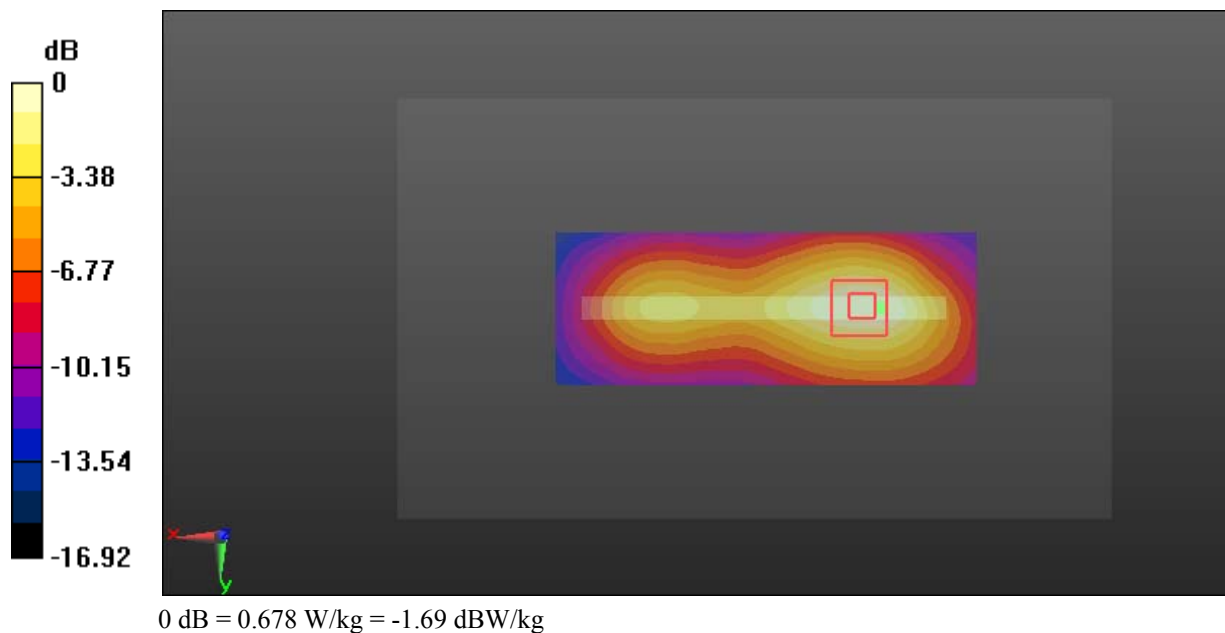
Zoom Scan (6x5x7)/Cube 0: Measurement grid: dx=8mm, dy=8mm, dz=5mm

Reference Value = 14.39 V/m; Power Drift = 0.03 dB

Peak SAR (extrapolated) = 0.798 W/kg

SAR(1 g) = 0.469 W/kg; SAR(10 g) = 0.274 W/kg

Maximum value of SAR (measured) = 0.678 W/kg



Test Plot 37#: WCDMA Band 2_Body Right_Middle**DUT: Mobile Phone; Type: Gravity 5 GO; Serial: 18121000120**

Communication System: Generic WCDMA; Frequency: 1880 MHz; Duty Cycle: 1:1
Medium parameters used: $f = 1880$ MHz; $\sigma = 1.49$ S/m; $\epsilon_r = 54.17$; $\rho = 1000$ kg/m³ ;
Phantom section: Left Section

DASY5 Configuration:

- Probe: EX3DV4 - SN7329; ConvF(7.7, 7.7, 7.7); Calibrated: 2018/9/30;
- Sensor-Surface: 1.4mm (Mechanical Surface Detection)
- Electronics: DAE4 Sn772; Calibrated: 2018/9/28
- Phantom: Triple Flat Phantom 5.1C; Type: QD 000 P51 CA; Serial: 1130
- Measurement SW: DASY52, Version 52.8 (8);

Area Scan (111x41x1): Interpolated grid: dx=1.500 mm, dy=1.500 mm

Maximum value of SAR (interpolated) = 0.483 W/kg


Zoom Scan (5x5x7)/Cube 0: Measurement grid: dx=8mm, dy=8mm, dz=5mm

Reference Value = 10.30 V/m; Power Drift = 0.19 dB

Peak SAR (extrapolated) = 0.559 W/kg

SAR(1 g) = 0.328 W/kg; SAR(10 g) = 0.193 W/kg

Maximum value of SAR (measured) = 0.476 W/kg



Test Plot 38#: WCDMA Band 2_Body Bottom_Middle**DUT: Mobile Phone; Type: Gravity 5 GO; Serial: 18121000120**

Communication System: Generic WCDMA; Frequency: 1880 MHz; Duty Cycle: 1:1
Medium parameters used: $f = 1880$ MHz; $\sigma = 1.49$ S/m; $\epsilon_r = 54.17$; $\rho = 1000$ kg/m³ ;
Phantom section: Left Section

DASY5 Configuration:

- Probe: EX3DV4 - SN7329; ConvF(7.7, 7.7, 7.7); Calibrated: 2018/9/30;
- Sensor-Surface: 1.4mm (Mechanical Surface Detection)
- Electronics: DAE4 Sn772; Calibrated: 2018/9/28
- Phantom: Triple Flat Phantom 5.1C; Type: QD 000 P51 CA; Serial: 1130
- Measurement SW: DASY52, Version 52.8 (8);

Area Scan (41x61x1): Interpolated grid: dx=1.500 mm, dy=1.500 mm

Maximum value of SAR (interpolated) = 0.630 W/kg


Zoom Scan (5x5x7)/Cube 0: Measurement grid: dx=8mm, dy=8mm, dz=5mm

Reference Value = 20.96 V/m; Power Drift = -0.12 dB

Peak SAR (extrapolated) = 0.769 W/kg

SAR(1 g) = 0.439 W/kg; SAR(10 g) = 0.259 W/kg

Maximum value of SAR (measured) = 0.643 W/kg



Test Plot 39#: WCDMA Band 5_Head Left Cheek_Low**DUT: Mobile Phone; Type: Gravity 5 GO; Serial: 18121000120**

Communication System: Generic WCDMA; Frequency: 826.4 MHz; Duty Cycle: 1:1
Medium parameters used: $f = 826.4$ MHz; $\sigma = 0.866$ S/m; $\epsilon_r = 42.452$; $\rho = 1000$ kg/m³ ;
Phantom section: Left Section

DASY5 Configuration:

- Probe: EX3DV4 - SN7329; ConvF(10.01, 10.01, 10.01); Calibrated: 2018/9/30;
- Sensor-Surface: 1.4mm (Mechanical Surface Detection)
- Electronics: DAE4 Sn772; Calibrated: 2018/9/28
- Phantom: Twin SAM; Type: Twin SAM V5.0; Serial: 1412
- Measurement SW: DASY52, Version 52.8 (8);

Area Scan (101x61x1): Interpolated grid: dx=1.500 mm, dy=1.500 mm

Maximum value of SAR (interpolated) = 0.194 W/kg

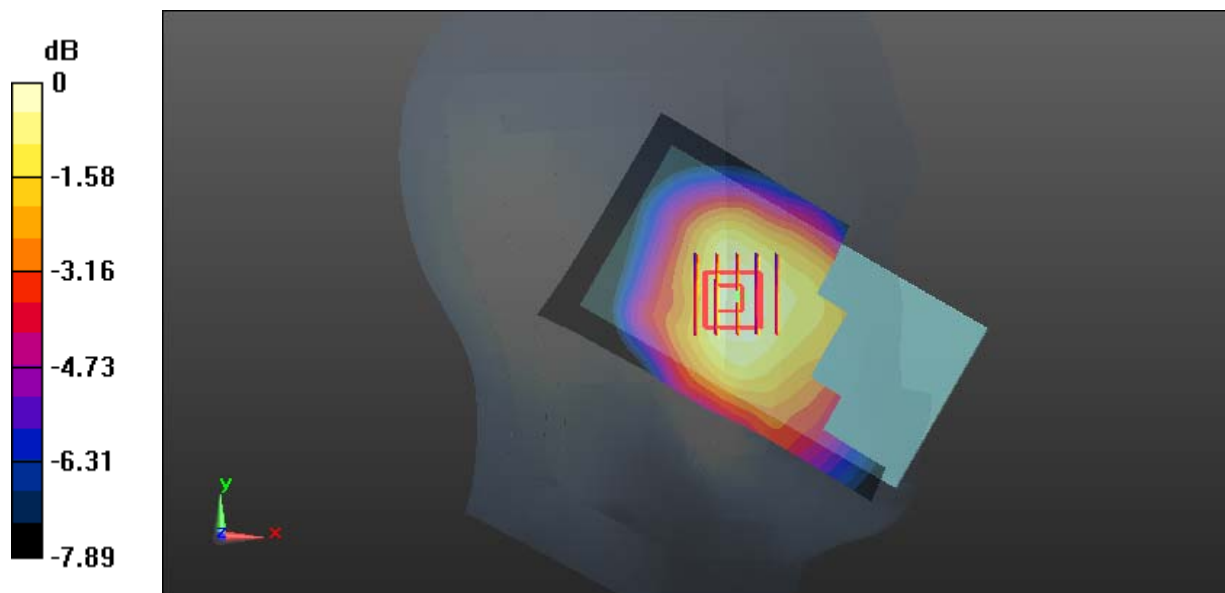
Zoom Scan (5x5x7)/Cube 0: Measurement grid: dx=8mm, dy=8mm, dz=5mm

Reference Value = 7.112 V/m; Power Drift = -0.13 dB

Peak SAR (extrapolated) = 0.216 W/kg

SAR(1 g) = 0.167 W/kg; SAR(10 g) = 0.132 W/kg

Maximum value of SAR (measured) = 0.196 W/kg



0 dB = 0.196 W/kg = -7.08 dBW/kg

Test Plot 40#: WCDMA Band 5_Head Left Cheek_Middle**DUT: Mobile Phone; Type: Gravity 5 GO; Serial: 18121000120**

Communication System: Generic WCDMA; Frequency: 836.6 MHz; Duty Cycle: 1:1
Medium parameters used: $f = 836.6$ MHz; $\sigma = 0.877$ S/m; $\epsilon_r = 42.292$; $\rho = 1000$ kg/m³ ;
Phantom section: Left Section

DASY5 Configuration:

- Probe: EX3DV4 - SN7329; ConvF(10.01, 10.01, 10.01); Calibrated: 2018/9/30;
- Sensor-Surface: 1.4mm (Mechanical Surface Detection)
- Electronics: DAE4 Sn772; Calibrated: 2018/9/28
- Phantom: Twin SAM; Type: Twin SAM V5.0; Serial: 1412
- Measurement SW: DASY52, Version 52.8 (8);

Area Scan (101x61x1): Interpolated grid: dx=1.500 mm, dy=1.500 mm

Maximum value of SAR (interpolated) = 0.165 W/kg


Zoom Scan (5x5x7)/Cube 0: Measurement grid: dx=8mm, dy=8mm, dz=5mm

Reference Value = 6.803 V/m; Power Drift = -0.14 dB

Peak SAR (extrapolated) = 0.176 W/kg

SAR(1 g) = 0.137 W/kg; SAR(10 g) = 0.109 W/kg

Maximum value of SAR (measured) = 0.160 W/kg



0 dB = 0.160 W/kg = -7.96 dBW/kg

Test Plot 41#: WCDMA Band 5_Head Left Cheek_High**DUT: Mobile Phone; Type: Gravity 5 GO; Serial: 18121000120**

Communication System: Generic WCDMA; Frequency: 846.6 MHz; Duty Cycle: 1:1
Medium parameters used: $f = 846.6$ MHz; $\sigma = 0.88$ S/m; $\epsilon_r = 42.102$; $\rho = 1000$ kg/m³ ;
Phantom section: Left Section

DASY5 Configuration:

- Probe: EX3DV4 - SN7329; ConvF(10.01, 10.01, 10.01); Calibrated: 2018/9/30;
- Sensor-Surface: 1.4mm (Mechanical Surface Detection)
- Electronics: DAE4 Sn772; Calibrated: 2018/9/28
- Phantom: Twin SAM; Type: Twin SAM V5.0; Serial: 1412
- Measurement SW: DASY52, Version 52.8 (8);

Area Scan (101x61x1): Interpolated grid: dx=1.500 mm, dy=1.500 mm

Maximum value of SAR (interpolated) = 0.130 W/kg

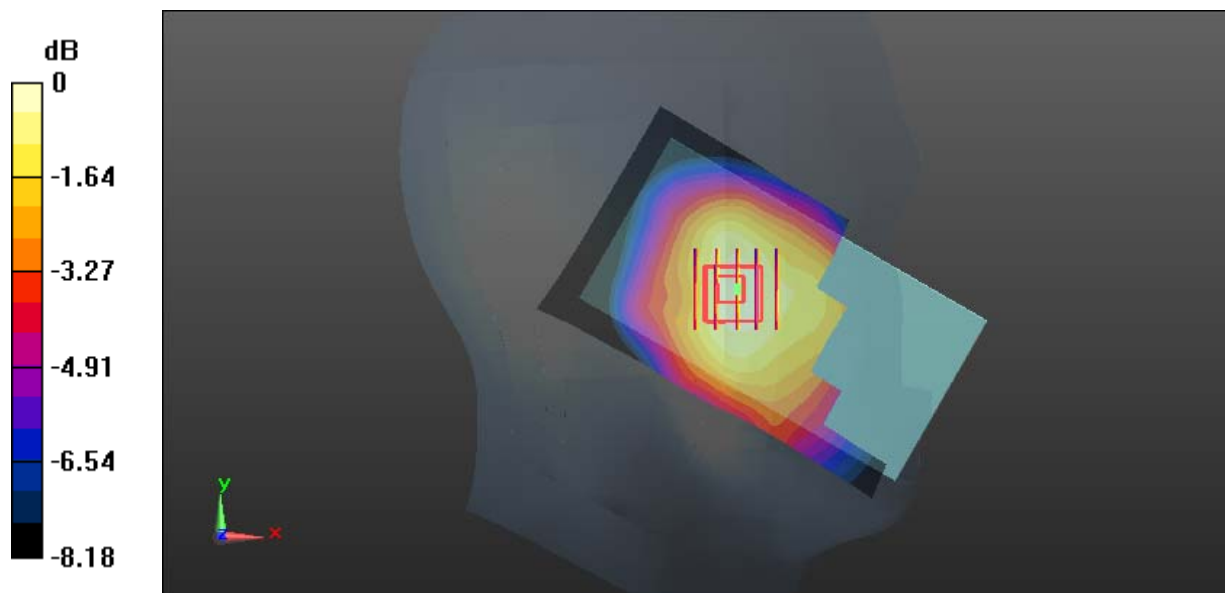
Zoom Scan (5x5x7)/Cube 0: Measurement grid: dx=8mm, dy=8mm, dz=5mm

Reference Value = 5.362 V/m; Power Drift = 0.10 dB

Peak SAR (extrapolated) = 0.147 W/kg

SAR(1 g) = 0.113 W/kg; SAR(10 g) = 0.089 W/kg

Maximum value of SAR (measured) = 0.134 W/kg



0 dB = 0.134 W/kg = -8.73 dBW/kg

Test Plot 42#: WCDMA Band 5_Head Left Tilt_Middle**DUT: Mobile Phone; Type: Gravity 5 GO; Serial: 18121000120**

Communication System: Generic WCDMA; Frequency: 836.6 MHz; Duty Cycle: 1:1
Medium parameters used: $f = 836.6$ MHz; $\sigma = 0.877$ S/m; $\epsilon_r = 42.292$; $\rho = 1000$ kg/m³ ;
Phantom section: Left Section

DASY5 Configuration:

- Probe: EX3DV4 - SN7329; ConvF(10.01, 10.01, 10.01); Calibrated: 2018/9/30;
- Sensor-Surface: 1.4mm (Mechanical Surface Detection)
- Electronics: DAE4 Sn772; Calibrated: 2018/9/28
- Phantom: Twin SAM; Type: Twin SAM V5.0; Serial: 1412
- Measurement SW: DASY52, Version 52.8 (8);

Area Scan (101x61x1): Interpolated grid: dx=1.500 mm, dy=1.500 mm

Maximum value of SAR (interpolated) = 0.146 W/kg

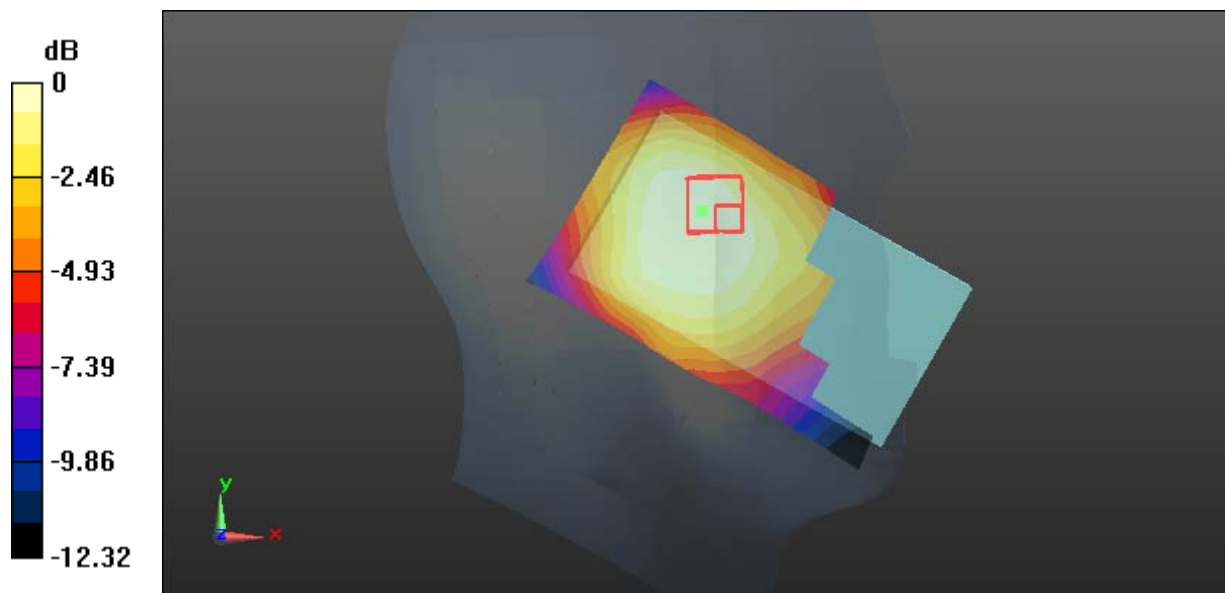
Zoom Scan (5x5x7)/Cube 0: Measurement grid: dx=8mm, dy=8mm, dz=5mm

Reference Value = 10.49 V/m; Power Drift = -0.16 dB

Peak SAR (extrapolated) = 0.227 W/kg

SAR(1 g) = 0.125 W/kg; SAR(10 g) = 0.048 W/kg

Maximum value of SAR (measured) = 0.135 W/kg



0 dB = 0.135 W/kg = -8.70 dBW/kg

Test Plot 43#: WCDMA Band 5_Head Right Cheek_Middle**DUT: Mobile Phone; Type: Gravity 5 GO; Serial: 18121000120**

Communication System: Generic WCDMA; Frequency: 836.6 MHz; Duty Cycle: 1:1
Medium parameters used: $f = 836.6$ MHz; $\sigma = 0.877$ S/m; $\epsilon_r = 42.292$; $\rho = 1000$ kg/m³ ;
Phantom section: Right Section

DASY5 Configuration:

- Probe: EX3DV4 - SN7329; ConvF(10.01, 10.01, 10.01); Calibrated: 2018/9/30;
- Sensor-Surface: 1.4mm (Mechanical Surface Detection)
- Electronics: DAE4 Sn772; Calibrated: 2018/9/28
- Phantom: Twin SAM; Type: Twin SAM V5.0; Serial: 1412
- Measurement SW: DASY52, Version 52.8 (8);

Area Scan (101x61x1): Interpolated grid: dx=1.500 mm, dy=1.500 mm

Maximum value of SAR (interpolated) = 0.0972 W/kg


Zoom Scan (5x5x7)/Cube 0: Measurement grid: dx=8mm, dy=8mm, dz=5mm

Reference Value = 7.641 V/m; Power Drift = 0.06 dB

Peak SAR (extrapolated) = 0.101 W/kg

SAR(1 g) = 0.079 W/kg; SAR(10 g) = 0.064 W/kg

Maximum value of SAR (measured) = 0.0933 W/kg



Test Plot 44#: WCDMA Band 5_Head Right Tilt_Middle**DUT: Mobile Phone; Type: Gravity 5 GO; Serial: 18121000120**

Communication System: Generic WCDMA; Frequency: 836.6 MHz; Duty Cycle: 1:1
Medium parameters used: $f = 836.6$ MHz; $\sigma = 0.877$ S/m; $\epsilon_r = 42.292$; $\rho = 1000$ kg/m³ ;
Phantom section: Right Section

DASY5 Configuration:

- Probe: EX3DV4 - SN7329; ConvF(10.01, 10.01, 10.01); Calibrated: 2018/9/30;
- Sensor-Surface: 1.4mm (Mechanical Surface Detection)
- Electronics: DAE4 Sn772; Calibrated: 2018/9/28
- Phantom: Twin SAM; Type: Twin SAM V5.0; Serial: 1412
- Measurement SW: DASY52, Version 52.8 (8);

Area Scan (101x61x1): Interpolated grid: dx=1.500 mm, dy=1.500 mm

Maximum value of SAR (interpolated) = 0.0579 W/kg


Zoom Scan (5x5x7)/Cube 0: Measurement grid: dx=8mm, dy=8mm, dz=5mm

Reference Value = 2.641 V/m; Power Drift = -0.11 dB

Peak SAR (extrapolated) = 0.0610 W/kg

SAR(1 g) = 0.044 W/kg; SAR(10 g) = 0.035 W/kg

Maximum value of SAR (measured) = 0.0531 W/kg



0 dB = 0.0531 W/kg = -12.75 dBW/kg

Test Plot 45#: WCDMA Band 5_Body Back_Low**DUT: Mobile Phone; Type: Gravity 5 GO; Serial: 18121000120**

Communication System: Generic WCDMA; Frequency: 826.4 MHz; Duty Cycle: 1:1
Medium parameters used: $f = 826.4$ MHz; $\sigma = 0.947$ S/m; $\epsilon_r = 57.442$; $\rho = 1000$ kg/m³ ;
Phantom section: Right Section

DASY5 Configuration:

- Probe: EX3DV4 - SN7329; ConvF(10.23, 10.23, 10.23); Calibrated: 2018/9/30;
- Sensor-Surface: 1.4mm (Mechanical Surface Detection)
- Electronics: DAE4 Sn772; Calibrated: 2018/9/28
- Phantom: Triple Flat Phantom 5.1C; Type: QD 000 P51 CA; Serial: 1130
- Measurement SW: DASY52, Version 52.8 (8);

Area Scan (111x61x1): Interpolated grid: dx=1.500 mm, dy=1.500 mm

Maximum value of SAR (interpolated) = 0.528 W/kg


Zoom Scan (6x6x7)/Cube 0: Measurement grid: dx=8mm, dy=8mm, dz=5mm

Reference Value = 22.87 V/m; Power Drift = -0.03 dB

Peak SAR (extrapolated) = 0.583 W/kg

SAR(1 g) = 0.430 W/kg; SAR(10 g) = 0.323 W/kg

Maximum value of SAR (measured) = 0.528 W/kg



Test Plot 46#: WCDMA Band 5_Body Back_Middle**DUT: Mobile Phone; Type: Gravity 5 GO; Serial: 18121000120**

Communication System: Generic WCDMA; Frequency: 836.6 MHz; Duty Cycle: 1:1
Medium parameters used: $f = 836.6$ MHz; $\sigma = 0.953$ S/m; $\epsilon_r = 57.267$; $\rho = 1000$ kg/m³ ;
Phantom section: Right Section

DASY5 Configuration:

- Probe: EX3DV4 - SN7329; ConvF(10.23, 10.23, 10.23); Calibrated: 2018/9/30;
- Sensor-Surface: 1.4mm (Mechanical Surface Detection)
- Electronics: DAE4 Sn772; Calibrated: 2018/9/28
- Phantom: Triple Flat Phantom 5.1C; Type: QD 000 P51 CA; Serial: 1130
- Measurement SW: DASY52, Version 52.8 (8);

Area Scan (111x61x1): Interpolated grid: dx=1.500 mm, dy=1.500 mm

Maximum value of SAR (interpolated) = 0.463 W/kg


Zoom Scan (6x6x7)/Cube 0: Measurement grid: dx=8mm, dy=8mm, dz=5mm

Reference Value = 21.07 V/m; Power Drift = -0.05 dB

Peak SAR (extrapolated) = 0.514 W/kg

SAR(1 g) = 0.375 W/kg; SAR(10 g) = 0.278 W/kg

Maximum value of SAR (measured) = 0.464 W/kg



Test Plot 47#: WCDMA Band 5_Body Back_High**DUT: Mobile Phone; Type: Gravity 5 GO; Serial: 18121000120**

Communication System: Generic WCDMA; Frequency: 846.6 MHz; Duty Cycle: 1:1
Medium parameters used: $f = 846.6$ MHz; $\sigma = 0.965$ S/m; $\epsilon_r = 56.953$; $\rho = 1000$ kg/m³ ;
Phantom section: Right Section

DASY5 Configuration:

- Probe: EX3DV4 - SN7329; ConvF(10.23, 10.23, 10.23); Calibrated: 2018/9/30;
- Sensor-Surface: 1.4mm (Mechanical Surface Detection)
- Electronics: DAE4 Sn772; Calibrated: 2018/9/28
- Phantom: Triple Flat Phantom 5.1C; Type: QD 000 P51 CA; Serial: 1130
- Measurement SW: DASY52, Version 52.8 (8);

Area Scan (111x61x1): Interpolated grid: dx=1.500 mm, dy=1.500 mm

Maximum value of SAR (interpolated) = 0.370 W/kg


Zoom Scan (6x6x7)/Cube 0: Measurement grid: dx=8mm, dy=8mm, dz=5mm

Reference Value = 18.48 V/m; Power Drift = 0.16 dB

Peak SAR (extrapolated) = 0.412 W/kg

SAR(1 g) = 0.300 W/kg; SAR(10 g) = 0.223 W/kg

Maximum value of SAR (measured) = 0.371 W/kg



Test Plot 48#: WCDMA Band 5_Body Left_Middle**DUT: Mobile Phone; Type: Gravity 5 GO; Serial: 18121000120**

Communication System: Generic WCDMA; Frequency: 836.6 MHz; Duty Cycle: 1:1
Medium parameters used: $f = 836.6$ MHz; $\sigma = 0.953$ S/m; $\epsilon_r = 57.267$; $\rho = 1000$ kg/m³ ;
Phantom section: Right Section

DASY5 Configuration:

- Probe: EX3DV4 - SN7329; ConvF(10.23, 10.23, 10.23); Calibrated: 2018/9/30;
- Sensor-Surface: 1.4mm (Mechanical Surface Detection)
- Electronics: DAE4 Sn772; Calibrated: 2018/9/28
- Phantom: Triple Flat Phantom 5.1C; Type: QD 000 P51 CA; Serial: 1130
- Measurement SW: DASY52, Version 52.8 (8);

Area Scan (111x41x1): Interpolated grid: dx=1.500 mm, dy=1.500 mm

Maximum value of SAR (interpolated) = 0.259 W/kg


Zoom Scan (5x5x7)/Cube 0: Measurement grid: dx=8mm, dy=8mm, dz=5mm

Reference Value = 16.69 V/m; Power Drift = -0.06 dB

Peak SAR (extrapolated) = 0.296 W/kg

SAR(1 g) = 0.198 W/kg; SAR(10 g) = 0.135 W/kg

Maximum value of SAR (measured) = 0.262 W/kg



Test Plot 49#: WCDMA Band 5_Body Right_Middle**DUT: Mobile Phone; Type: Gravity 5 GO; Serial: 18121000120**

Communication System: Generic WCDMA; Frequency: 836.6 MHz; Duty Cycle: 1:1
Medium parameters used: $f = 836.6$ MHz; $\sigma = 0.953$ S/m; $\epsilon_r = 57.267$; $\rho = 1000$ kg/m³ ;
Phantom section: Right Section

DASY5 Configuration:

- Probe: EX3DV4 - SN7329; ConvF(10.23, 10.23, 10.23); Calibrated: 2018/9/30;
- Sensor-Surface: 1.4mm (Mechanical Surface Detection)
- Electronics: DAE4 Sn772; Calibrated: 2018/9/28
- Phantom: Triple Flat Phantom 5.1C; Type: QD 000 P51 CA; Serial: 1130
- Measurement SW: DASY52, Version 52.8 (8);

Area Scan (111x41x1): Interpolated grid: dx=1.500 mm, dy=1.500 mm

Maximum value of SAR (interpolated) = 0.456 W/kg


Zoom Scan (5x5x7)/Cube 0: Measurement grid: dx=8mm, dy=8mm, dz=5mm

Reference Value = 22.69 V/m; Power Drift = -0.04 dB

Peak SAR (extrapolated) = 0.518 W/kg

SAR(1 g) = 0.350 W/kg; SAR(10 g) = 0.241 W/kg

Maximum value of SAR (measured) = 0.458 W/kg



Test Plot 50#: WCDMA Band 5_Body Bottom_Middle**DUT: Mobile Phone; Type: Gravity 5 GO; Serial: 18121000120**

Communication System: Generic WCDMA; Frequency: 836.6 MHz; Duty Cycle: 1:1
Medium parameters used: $f = 836.6$ MHz; $\sigma = 0.953$ S/m; $\epsilon_r = 57.267$; $\rho = 1000$ kg/m³ ;
Phantom section: Right Section

DASY5 Configuration:

- Probe: EX3DV4 - SN7329; ConvF(10.23, 10.23, 10.23); Calibrated: 2018/9/30;
- Sensor-Surface: 1.4mm (Mechanical Surface Detection)
- Electronics: DAE4 Sn772; Calibrated: 2018/9/28
- Phantom: Triple Flat Phantom 5.1C; Type: QD 000 P51 CA; Serial: 1130
- Measurement SW: DASY52, Version 52.8 (8);

Area Scan (41x61x1): Interpolated grid: dx=1.500 mm, dy=1.500 mm

Maximum value of SAR (interpolated) = 0.233 W/kg


Zoom Scan (5x5x7)/Cube 0: Measurement grid: dx=8mm, dy=8mm, dz=5mm

Reference Value = 16.04 V/m; Power Drift = -0.08 dB

Peak SAR (extrapolated) = 0.293 W/kg

SAR(1 g) = 0.145 W/kg; SAR(10 g) = 0.077 W/kg

Maximum value of SAR (measured) = 0.233 W/kg



Test Plot 51#: LTE Band 2_Head Left Cheek_Low_1RB**DUT: Mobile Phone; Type: Gravity 5 GO; Serial: 18121000120**

Communication System: Generic FDD-LTE; Frequency: 1860 MHz; Duty Cycle: 1:1
Medium parameters used: $f = 1860$ MHz; $\sigma = 1.349$ S/m; $\epsilon_r = 40.59$; $\rho = 1000$ kg/m³ ;
Phantom section: Left Section

DASY5 Configuration:

- Probe: EX3DV4 - SN7329; ConvF(8.1, 8.1, 8.1); Calibrated: 2018/9/30;
- Sensor-Surface: 1.4mm (Mechanical Surface Detection)
- Electronics: DAE4 Sn772; Calibrated: 2018/9/28
- Phantom: Twin SAM; Type: Twin SAM V5.0; Serial: 1412
- Measurement SW: DASY52, Version 52.8 (8);

Area Scan (101x61x1): Interpolated grid: dx=1.500 mm, dy=1.500 mm

Maximum value of SAR (interpolated) = 0.492 W/kg


Zoom Scan (5x5x7)/Cube 0: Measurement grid: dx=8mm, dy=8mm, dz=5mm

Reference Value = 9.180 V/m; Power Drift = -0.10 dB

Peak SAR (extrapolated) = 0.531 W/kg

SAR(1 g) = 0.384 W/kg; SAR(10 g) = 0.244 W/kg

Maximum value of SAR (measured) = 0.488 W/kg



0 dB = 0.488 W/kg = -3.12 dBW/kg

Test Plot 52#: LTE Band 2_Head Left Cheek_Middle_1RB**DUT: Mobile Phone; Type: Gravity 5 GO; Serial: 18121000120**

Communication System: Generic FDD-LTE; Frequency: 1880 MHz; Duty Cycle: 1:1
Medium parameters used: $f = 1880$ MHz; $\sigma = 1.366$ S/m; $\epsilon_r = 40.377$; $\rho = 1000$ kg/m³ ;
Phantom section: Left Section

DASY5 Configuration:

- Probe: EX3DV4 - SN7329; ConvF(8.1, 8.1, 8.1); Calibrated: 2018/9/30;
- Sensor-Surface: 1.4mm (Mechanical Surface Detection)
- Electronics: DAE4 Sn772; Calibrated: 2018/9/28
- Phantom: Twin SAM; Type: Twin SAM V5.0; Serial: 1412
- Measurement SW: DASY52, Version 52.8 (8);

Area Scan (101x61x1): Interpolated grid: dx=1.500 mm, dy=1.500 mm

Maximum value of SAR (interpolated) = 0.570 W/kg


Zoom Scan (5x5x7)/Cube 0: Measurement grid: dx=8mm, dy=8mm, dz=5mm

Reference Value = 10.03 V/m; Power Drift = -0.16 dB

Peak SAR (extrapolated) = 0.602 W/kg

SAR(1 g) = 0.435 W/kg; SAR(10 g) = 0.276 W/kg

Maximum value of SAR (measured) = 0.553 W/kg



0 dB = 0.553 W/kg = -2.57 dBW/kg

Test Plot 53#: LTE Band 2_Head Left Cheek_High_1RB**DUT: Mobile Phone; Type: Gravity 5 GO; Serial: 18121000120**

Communication System: Generic FDD-LTE; Frequency: 1900 MHz; Duty Cycle: 1:1
Medium parameters used: $f = 1900$ MHz; $\sigma = 1.392$ S/m; $\epsilon_r = 40.366$; $\rho = 1000$ kg/m³ ;
Phantom section: Left Section

DASY5 Configuration:

- Probe: EX3DV4 - SN7329; ConvF(8.1, 8.1, 8.1); Calibrated: 2018/9/30;
- Sensor-Surface: 1.4mm (Mechanical Surface Detection)
- Electronics: DAE4 Sn772; Calibrated: 2018/9/28
- Phantom: Twin SAM; Type: Twin SAM V5.0; Serial: 1412
- Measurement SW: DASY52, Version 52.8 (8);

Area Scan (101x61x1): Interpolated grid: $dx=1.500$ mm, $dy=1.500$ mm

Maximum value of SAR (interpolated) = 0.413 W/kg


Zoom Scan (5x5x7)/Cube 0: Measurement grid: $dx=8$ mm, $dy=8$ mm, $dz=5$ mm

Reference Value = 8.311 V/m; Power Drift = -0.01 dB

Peak SAR (extrapolated) = 0.451 W/kg

SAR(1 g) = 0.317 W/kg; SAR(10 g) = 0.199 W/kg

Maximum value of SAR (measured) = 0.412 W/kg



0 dB = 0.412 W/kg = -3.85 dBW/kg

Test Plot 54#: LTE Band 2_Head Left Cheek_Middle_50%RB**DUT: Mobile Phone; Type: Gravity 5 GO; Serial: 18121000120**

Communication System: Generic FDD-LTE; Frequency: 1880 MHz; Duty Cycle: 1:1
Medium parameters used: $f = 1880$ MHz; $\sigma = 1.366$ S/m; $\epsilon_r = 40.377$; $\rho = 1000$ kg/m³ ;
Phantom section: Left Section

DASY5 Configuration:

- Probe: EX3DV4 - SN7329; ConvF(8.1, 8.1, 8.1); Calibrated: 2018/9/30;
- Sensor-Surface: 1.4mm (Mechanical Surface Detection)
- Electronics: DAE4 Sn772; Calibrated: 2018/9/28
- Phantom: Twin SAM; Type: Twin SAM V5.0; Serial: 1412
- Measurement SW: DASY52, Version 52.8 (8);

Area Scan (101x61x1): Interpolated grid: dx=1.500 mm, dy=1.500 mm

Maximum value of SAR (interpolated) = 0.407 W/kg

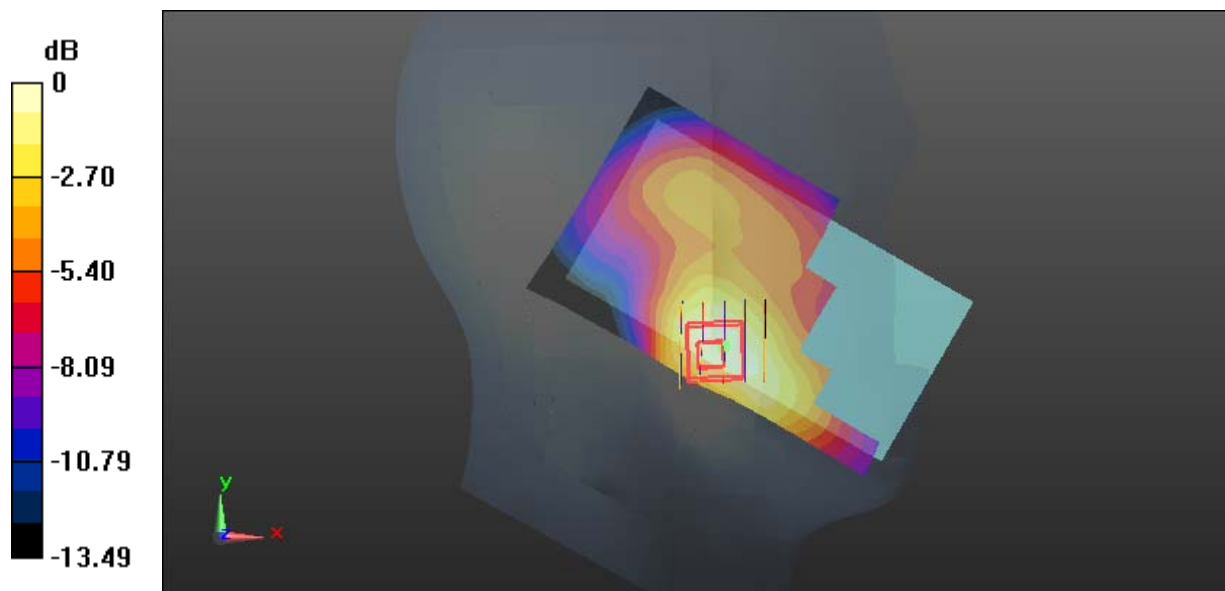
Zoom Scan (5x5x7)/Cube 0: Measurement grid: dx=8mm, dy=8mm, dz=5mm

Reference Value = 8.287 V/m; Power Drift = 0.11 dB

Peak SAR (extrapolated) = 0.444 W/kg

SAR(1 g) = 0.315 W/kg; SAR(10 g) = 0.200 W/kg

Maximum value of SAR (measured) = 0.407 W/kg



0 dB = 0.407 W/kg = -3.90 dBW/kg

Test Plot 55#: LTE Band 2_Head Left Tilt_Middle_1RB**DUT: Mobile Phone; Type: Gravity 5 GO; Serial: 18121000120**

Communication System: Generic FDD-LTE; Frequency: 1880 MHz; Duty Cycle: 1:1
Medium parameters used: $f = 1880$ MHz; $\sigma = 1.366$ S/m; $\epsilon_r = 40.377$; $\rho = 1000$ kg/m³ ;
Phantom section: Left Section

DASY5 Configuration:

- Probe: EX3DV4 - SN7329; ConvF(8.1, 8.1, 8.1); Calibrated: 2018/9/30;
- Sensor-Surface: 1.4mm (Mechanical Surface Detection)
- Electronics: DAE4 Sn772; Calibrated: 2018/9/28
- Phantom: Twin SAM; Type: Twin SAM V5.0; Serial: 1412
- Measurement SW: DASY52, Version 52.8 (8);

Area Scan (101x61x1): Interpolated grid: dx=1.500 mm, dy=1.500 mm

Maximum value of SAR (interpolated) = 0.315 W/kg


Zoom Scan (5x5x7)/Cube 0: Measurement grid: dx=8mm, dy=8mm, dz=5mm

Reference Value = 14.23 V/m; Power Drift = 0.14 dB

Peak SAR (extrapolated) = 0.353 W/kg

SAR(1 g) = 0.233 W/kg; SAR(10 g) = 0.148 W/kg

Maximum value of SAR (measured) = 0.306 W/kg



0 dB = 0.306 W/kg = -5.14 dBW/kg

Test Plot 56#: LTE Band 2_Head Left Tilt_Middle_50%RB**DUT: Mobile Phone; Type: Gravity 5 GO; Serial: 18121000120**

Communication System: Generic FDD-LTE; Frequency: 1880 MHz; Duty Cycle: 1:1
Medium parameters used: $f = 1880$ MHz; $\sigma = 1.366$ S/m; $\epsilon_r = 40.377$; $\rho = 1000$ kg/m³ ;
Phantom section: Left Section

DASY5 Configuration:

- Probe: EX3DV4 - SN7329; ConvF(8.1, 8.1, 8.1); Calibrated: 2018/9/30;
- Sensor-Surface: 1.4mm (Mechanical Surface Detection)
- Electronics: DAE4 Sn772; Calibrated: 2018/9/28
- Phantom: Twin SAM; Type: Twin SAM V5.0; Serial: 1412
- Measurement SW: DASY52, Version 52.8 (8);

Area Scan (101x61x1): Interpolated grid: dx=1.500 mm, dy=1.500 mm

Maximum value of SAR (interpolated) = 0.232 W/kg


Zoom Scan (5x5x7)/Cube 0: Measurement grid: dx=8mm, dy=8mm, dz=5mm

Reference Value = 12.36 V/m; Power Drift = -0.01 dB

Peak SAR (extrapolated) = 0.259 W/kg

SAR(1 g) = 0.173 W/kg; SAR(10 g) = 0.110 W/kg

Maximum value of SAR (measured) = 0.228 W/kg



Test Plot 57#: LTE Band 2_Head Right Cheek_Middle_1RB**DUT: Mobile Phone; Type: Gravity 5 GO; Serial: 18121000120**

Communication System: Generic FDD-LTE; Frequency: 1880 MHz; Duty Cycle: 1:1
Medium parameters used: $f = 1880$ MHz; $\sigma = 1.366$ S/m; $\epsilon_r = 40.377$; $\rho = 1000$ kg/m³ ;
Phantom section: Right Section

DASY5 Configuration:

- Probe: EX3DV4 - SN7329; ConvF(8.1, 8.1, 8.1); Calibrated: 2018/9/30;
- Sensor-Surface: 1.4mm (Mechanical Surface Detection)
- Electronics: DAE4 Sn772; Calibrated: 2018/9/28
- Phantom: Twin SAM; Type: Twin SAM V5.0; Serial: 1412
- Measurement SW: DASY52, Version 52.8 (8);

Area Scan (101x61x1): Interpolated grid: dx=1.500 mm, dy=1.500 mm

Maximum value of SAR (interpolated) = 0.513 W/kg


Zoom Scan (5x5x7)/Cube 0: Measurement grid: dx=8mm, dy=8mm, dz=5mm

Reference Value = 8.469 V/m; Power Drift = 0.02 dB

Peak SAR (extrapolated) = 0.577 W/kg

SAR(1 g) = 0.390 W/kg; SAR(10 g) = 0.249 W/kg

Maximum value of SAR (measured) = 0.520 W/kg



Test Plot 58#: LTE Band 2_Head Right Cheek_Middle_50%RB**DUT: Mobile Phone; Type: Gravity 5 GO; Serial: 18121000120**

Communication System: Generic FDD-LTE; Frequency: 1880 MHz; Duty Cycle: 1:1
Medium parameters used: $f = 1880$ MHz; $\sigma = 1.366$ S/m; $\epsilon_r = 40.377$; $\rho = 1000$ kg/m³ ;
Phantom section: Right Section

DASY5 Configuration:

- Probe: EX3DV4 - SN7329; ConvF(8.1, 8.1, 8.1); Calibrated: 2018/9/30;
- Sensor-Surface: 1.4mm (Mechanical Surface Detection)
- Electronics: DAE4 Sn772; Calibrated: 2018/9/28
- Phantom: Twin SAM; Type: Twin SAM V5.0; Serial: 1412
- Measurement SW: DASY52, Version 52.8 (8);

Area Scan (101x61x1): Interpolated grid: dx=1.500 mm, dy=1.500 mm

Maximum value of SAR (interpolated) = 0.285 W/kg

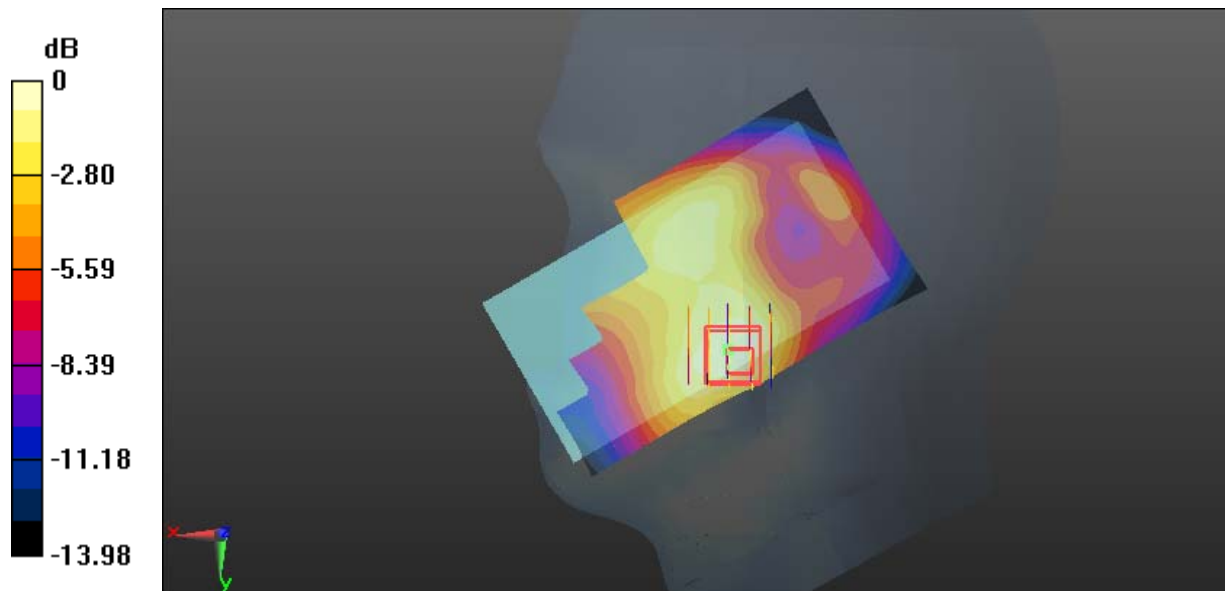
Zoom Scan (5x5x7)/Cube 0: Measurement grid: dx=8mm, dy=8mm, dz=5mm

Reference Value = 8.752 V/m; Power Drift = 0.16 dB

Peak SAR (extrapolated) = 0.308 W/kg

SAR(1 g) = 0.208 W/kg; SAR(10 g) = 0.134 W/kg

Maximum value of SAR (measured) = 0.275 W/kg



0 dB = 0.275 W/kg = -5.61 dBW/kg

Test Plot 59#: LTE Band 2_Head Right Tilt_Middle_1RB**DUT: Mobile Phone; Type: Gravity 5 GO; Serial: 18121000120**

Communication System: Generic FDD-LTE; Frequency: 1880 MHz; Duty Cycle: 1:1
Medium parameters used: $f = 1880$ MHz; $\sigma = 1.366$ S/m; $\epsilon_r = 40.377$; $\rho = 1000$ kg/m³ ;
Phantom section: Right Section

DASY5 Configuration:

- Probe: EX3DV4 - SN7329; ConvF(8.1, 8.1, 8.1); Calibrated: 2018/9/30;
- Sensor-Surface: 1.4mm (Mechanical Surface Detection)
- Electronics: DAE4 Sn772; Calibrated: 2018/9/28
- Phantom: Twin SAM; Type: Twin SAM V5.0; Serial: 1412
- Measurement SW: DASY52, Version 52.8 (8);

Area Scan (101x61x1): Interpolated grid: $dx=1.500$ mm, $dy=1.500$ mm

Maximum value of SAR (interpolated) = 0.182 W/kg

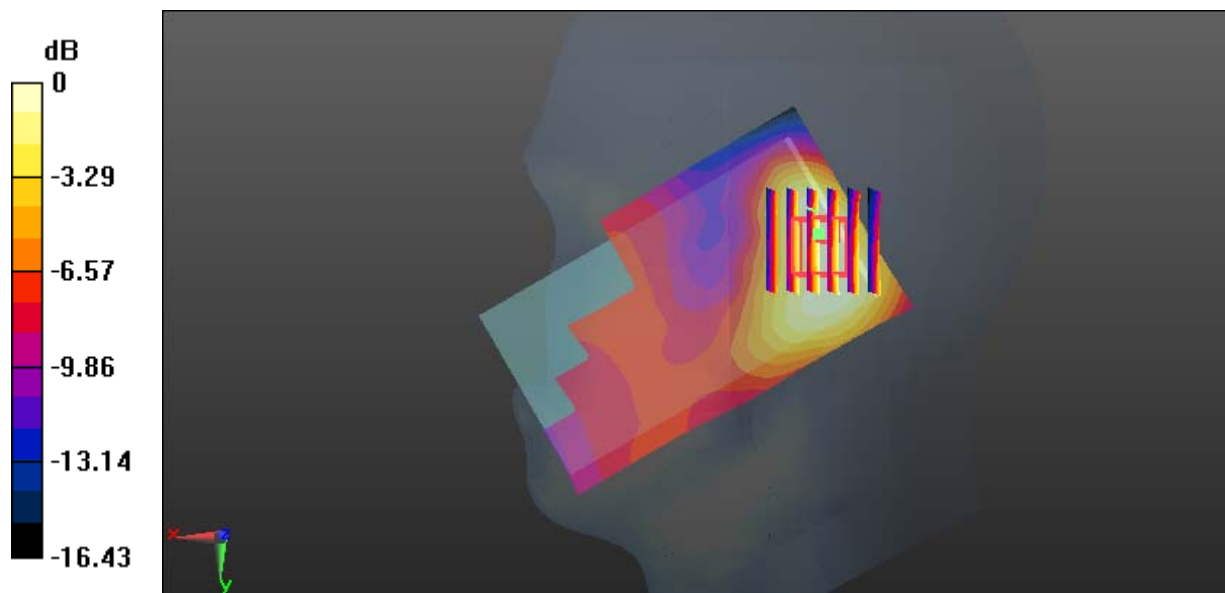
Zoom Scan (6x6x7)/Cube 0: Measurement grid: $dx=8$ mm, $dy=8$ mm, $dz=5$ mm

Reference Value = 11.74 V/m; Power Drift = -0.07 dB

Peak SAR (extrapolated) = 0.206 W/kg

SAR(1 g) = 0.127 W/kg; SAR(10 g) = 0.079 W/kg

Maximum value of SAR (measured) = 0.172 W/kg



Test Plot 60#: LTE Band 2_Head Right Tilt_Middle_50%RB**DUT: Mobile Phone; Type: Gravity 5 GO; Serial: 18121000120**

Communication System: Generic FDD-LTE; Frequency: 1880 MHz; Duty Cycle: 1:1
Medium parameters used: $f = 1880$ MHz; $\sigma = 1.366$ S/m; $\epsilon_r = 40.377$; $\rho = 1000$ kg/m³ ;
Phantom section: Right Section

DASY5 Configuration:

- Probe: EX3DV4 - SN7329; ConvF(8.1, 8.1, 8.1); Calibrated: 2018/9/30;
- Sensor-Surface: 1.4mm (Mechanical Surface Detection)
- Electronics: DAE4 Sn772; Calibrated: 2018/9/28
- Phantom: Twin SAM; Type: Twin SAM V5.0; Serial: 1412
- Measurement SW: DASY52, Version 52.8 (8);

Area Scan (101x61x1): Interpolated grid: dx=1.500 mm, dy=1.500 mm

Maximum value of SAR (interpolated) = 0.143 W/kg


Zoom Scan (6x6x7)/Cube 0: Measurement grid: dx=8mm, dy=8mm, dz=5mm

Reference Value = 10.17 V/m; Power Drift = 0.06 dB

Peak SAR (extrapolated) = 0.159 W/kg

SAR(1 g) = 0.099 W/kg; SAR(10 g) = 0.062 W/kg

Maximum value of SAR (measured) = 0.132 W/kg



0 dB = 0.132 W/kg = -8.79 dBW/kg

Test Plot 61#: LTE Band 2_Body Back_Low_1RB**DUT: Mobile Phone; Type: Gravity 5 GO; Serial: 18121000120**

Communication System: Generic FDD-LTE; Frequency: 1860 MHz; Duty Cycle: 1:1
Medium parameters used: $f = 1860$ MHz; $\sigma = 1.47$ S/m; $\epsilon_r = 54.414$; $\rho = 1000$ kg/m³ ;
Phantom section: Left Section

DASY5 Configuration:

- Probe: EX3DV4 - SN7329; ConvF(7.7, 7.7, 7.7); Calibrated: 2018/9/30;
- Sensor-Surface: 1.4mm (Mechanical Surface Detection)
- Electronics: DAE4 Sn772; Calibrated: 2018/9/28
- Phantom: Triple Flat Phantom 5.1C; Type: QD 000 P51 CA; Serial: 1130
- Measurement SW: DASY52, Version 52.8 (8);

Area Scan (111x61x1): Interpolated grid: dx=1.500 mm, dy=1.500 mm

Maximum value of SAR (interpolated) = 1.35 W/kg

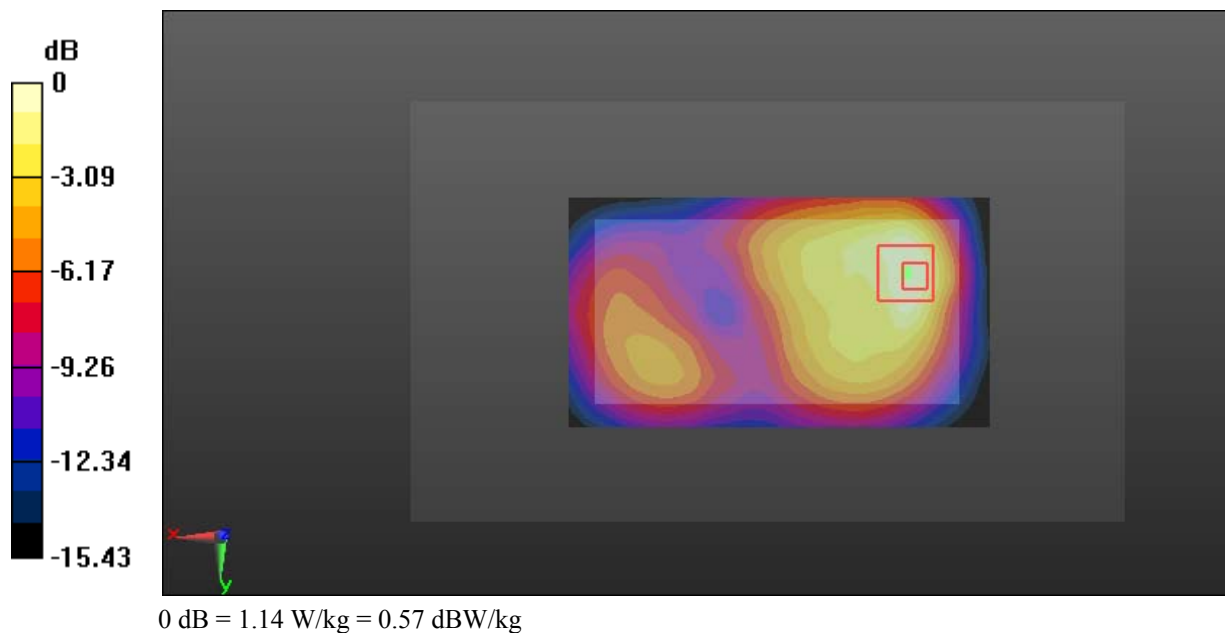
Zoom Scan (5x5x7)/Cube 0: Measurement grid: dx=8mm, dy=8mm, dz=5mm

Reference Value = 13.43 V/m; Power Drift = -0.02 dB

Peak SAR (extrapolated) = 1.49 W/kg

SAR(1 g) = 0.827 W/kg; SAR(10 g) = 0.459 W/kg

Maximum value of SAR (measured) = 1.14 W/kg



Test Plot 62#: LTE Band 2_Body Back_Middle_1RB**DUT: Mobile Phone; Type: Gravity 5 GO; Serial: 18121000120**

Communication System: Generic FDD-LTE; Frequency: 1880 MHz; Duty Cycle: 1:1
Medium parameters used: $f = 1880$ MHz; $\sigma = 1.49$ S/m; $\epsilon_r = 54.17$; $\rho = 1000$ kg/m³ ;
Phantom section: Left Section

DASY5 Configuration:

- Probe: EX3DV4 - SN7329; ConvF(7.7, 7.7, 7.7); Calibrated: 2018/9/30;
- Sensor-Surface: 1.4mm (Mechanical Surface Detection)
- Electronics: DAE4 Sn772; Calibrated: 2018/9/28
- Phantom: Triple Flat Phantom 5.1C; Type: QD 000 P51 CA; Serial: 1130
- Measurement SW: DASY52, Version 52.8 (8);

Area Scan (111x61x1): Interpolated grid: dx=1.500 mm, dy=1.500 mm

Maximum value of SAR (interpolated) = 1.39 W/kg

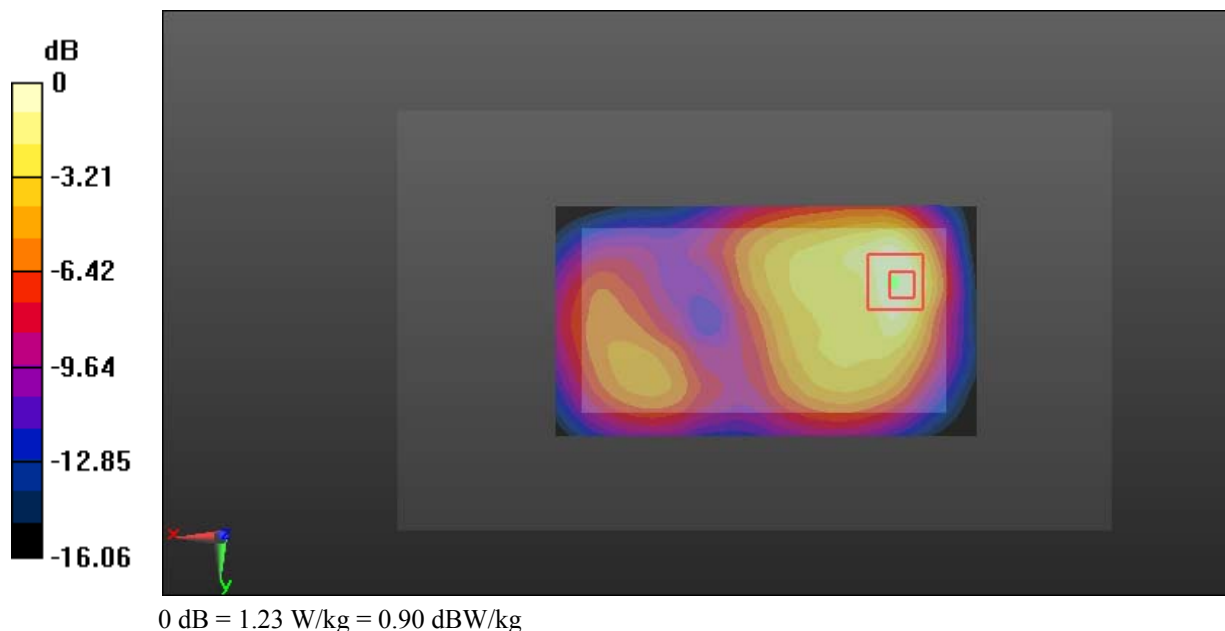
Zoom Scan (5x5x7)/Cube 0: Measurement grid: dx=8mm, dy=8mm, dz=5mm

Reference Value = 14.75 V/m; Power Drift = -0.15 dB

Peak SAR (extrapolated) = 1.60 W/kg

SAR(1 g) = 0.878 W/kg; SAR(10 g) = 0.481 W/kg

Maximum value of SAR (measured) = 1.23 W/kg



Test Plot 63#: LTE Band 2_Body Back_High_1RB**DUT: Mobile Phone; Type: Gravity 5 GO; Serial: 18121000120**

Communication System: Generic FDD-LTE; Frequency: 1900 MHz; Duty Cycle: 1:1
Medium parameters used: $f = 1900$ MHz; $\sigma = 1.514$ S/m; $\epsilon_r = 54.08$; $\rho = 1000$ kg/m³ ;
Phantom section: Left Section

DASY5 Configuration:

- Probe: EX3DV4 - SN7329; ConvF(7.7, 7.7, 7.7); Calibrated: 2018/9/30;
- Sensor-Surface: 1.4mm (Mechanical Surface Detection)
- Electronics: DAE4 Sn772; Calibrated: 2018/9/28
- Phantom: Triple Flat Phantom 5.1C; Type: QD 000 P51 CA; Serial: 1130
- Measurement SW: DASY52, Version 52.8 (8);

Area Scan (111x61x1): Interpolated grid: dx=1.500 mm, dy=1.500 mm

Maximum value of SAR (interpolated) = 1.33 W/kg


Zoom Scan (5x5x7)/Cube 0: Measurement grid: dx=8mm, dy=8mm, dz=5mm

Reference Value = 13.36 V/m; Power Drift = 0.08 dB

Peak SAR (extrapolated) = 1.55 W/kg

SAR(1 g) = 0.833 W/kg; SAR(10 g) = 0.450 W/kg

Maximum value of SAR (measured) = 1.21 W/kg



Test Plot 64#: LTE Band 2_Body Back_Middle_50%RB**DUT: Mobile Phone; Type: Gravity 5 GO; Serial: 18121000120**

Communication System: Generic FDD-LTE; Frequency: 1880 MHz; Duty Cycle: 1:1
Medium parameters used: $f = 1880$ MHz; $\sigma = 1.49$ S/m; $\epsilon_r = 54.17$; $\rho = 1000$ kg/m³ ;
Phantom section: Left Section

DASY5 Configuration:

- Probe: EX3DV4 - SN7329; ConvF(7.7, 7.7, 7.7); Calibrated: 2018/9/30;
- Sensor-Surface: 1.4mm (Mechanical Surface Detection)
- Electronics: DAE4 Sn772; Calibrated: 2018/9/28
- Phantom: Triple Flat Phantom 5.1C; Type: QD 000 P51 CA; Serial: 1130
- Measurement SW: DASY52, Version 52.8 (8);

Area Scan (111x61x1): Interpolated grid: dx=1.500 mm, dy=1.500 mm

Maximum value of SAR (interpolated) = 0.975 W/kg

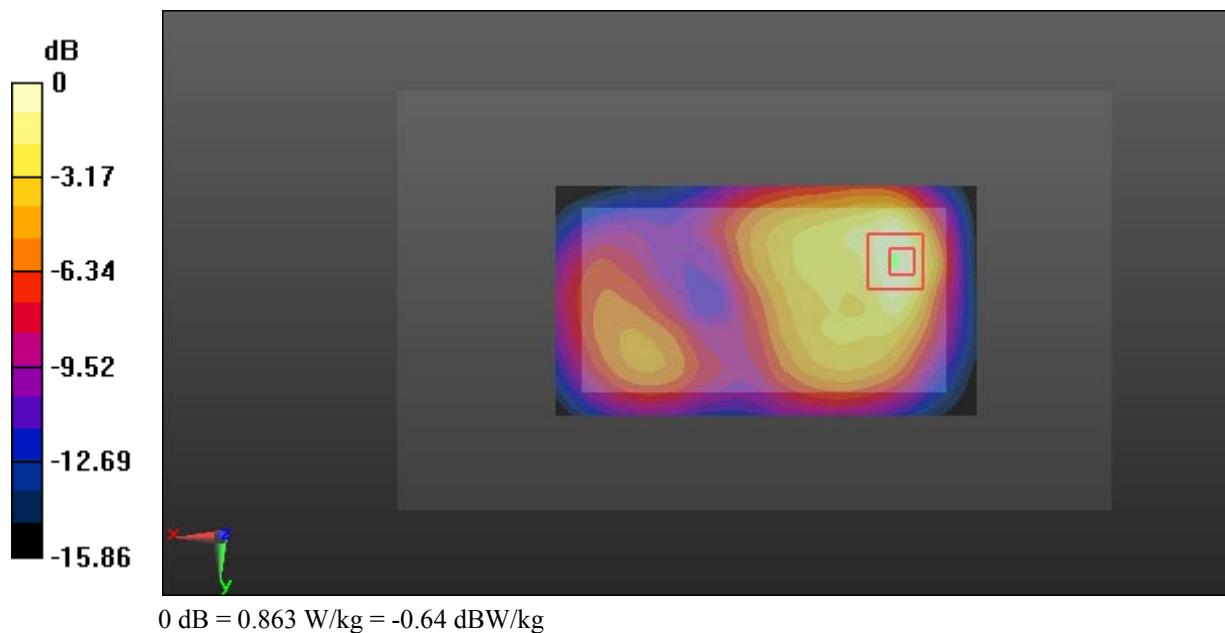
Zoom Scan (5x5x7)/Cube 0: Measurement grid: dx=8mm, dy=8mm, dz=5mm

Reference Value = 11.60 V/m; Power Drift = 0.03 dB

Peak SAR (extrapolated) = 1.12 W/kg

SAR(1 g) = 0.617 W/kg; SAR(10 g) = 0.338 W/kg

Maximum value of SAR (measured) = 0.863 W/kg



Test Plot 65#: LTE Band 2_Body Left_Middle_1RB**DUT: Mobile Phone; Type: Gravity 5 GO; Serial: 18121000120**

Communication System: Generic FDD-LTE; Frequency: 1880 MHz; Duty Cycle: 1:1
Medium parameters used: $f = 1880$ MHz; $\sigma = 1.49$ S/m; $\epsilon_r = 54.17$; $\rho = 1000$ kg/m³ ;
Phantom section: Left Section

DASY5 Configuration:

- Probe: EX3DV4 - SN7329; ConvF(7.7, 7.7, 7.7); Calibrated: 2018/9/30;
- Sensor-Surface: 1.4mm (Mechanical Surface Detection)
- Electronics: DAE4 Sn772; Calibrated: 2018/9/28
- Phantom: Triple Flat Phantom 5.1C; Type: QD 000 P51 CA; Serial: 1130
- Measurement SW: DASY52, Version 52.8 (8);

Area Scan (111x41x1): Interpolated grid: dx=1.500 mm, dy=1.500 mm

Maximum value of SAR (interpolated) = 0.582 W/kg

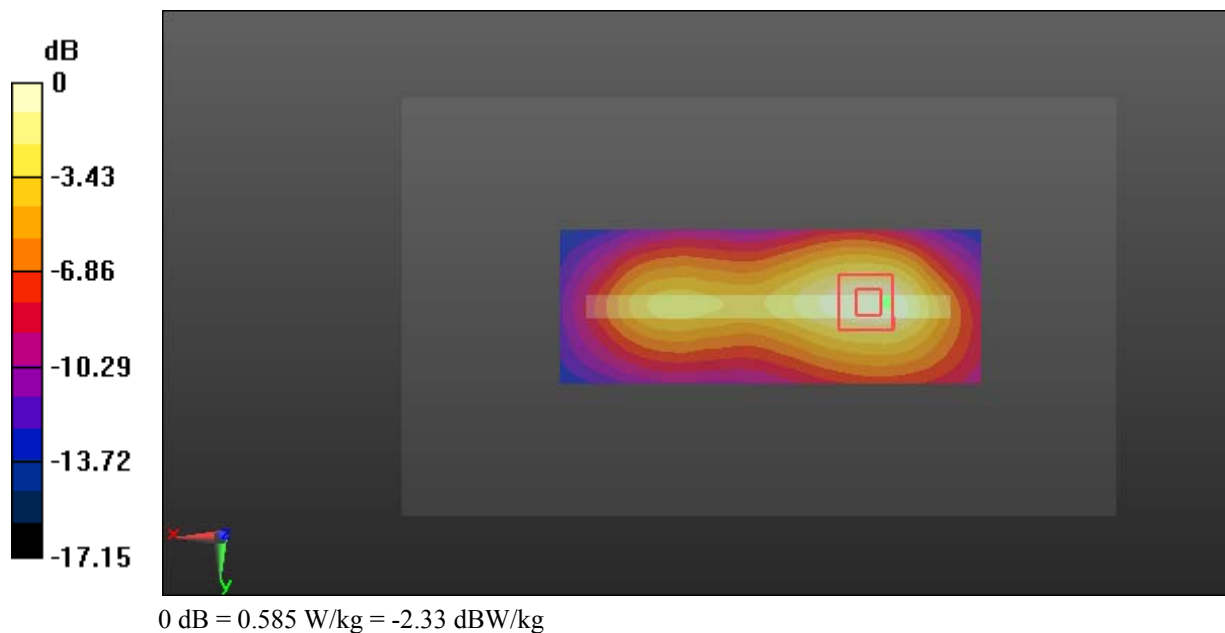
Zoom Scan (6x5x7)/Cube 0: Measurement grid: dx=8mm, dy=8mm, dz=5mm

Reference Value = 13.70 V/m; Power Drift = -0.02 dB

Peak SAR (extrapolated) = 0.693 W/kg

SAR(1 g) = 0.403 W/kg; SAR(10 g) = 0.234 W/kg

Maximum value of SAR (measured) = 0.585 W/kg



Test Plot 66#: LTE Band 2_Body Left_Middle_50%RB**DUT: Mobile Phone; Type: Gravity 5 GO; Serial: 18121000120**

Communication System: Generic FDD-LTE; Frequency: 1880 MHz; Duty Cycle: 1:1
Medium parameters used: $f = 1880$ MHz; $\sigma = 1.49$ S/m; $\epsilon_r = 54.17$; $\rho = 1000$ kg/m³ ;
Phantom section: Left Section

DASY5 Configuration:

- Probe: EX3DV4 - SN7329; ConvF(7.7, 7.7, 7.7); Calibrated: 2018/9/30;
- Sensor-Surface: 1.4mm (Mechanical Surface Detection)
- Electronics: DAE4 Sn772; Calibrated: 2018/9/28
- Phantom: Triple Flat Phantom 5.1C; Type: QD 000 P51 CA; Serial: 1130
- Measurement SW: DASY52, Version 52.8 (8);

Area Scan (111x41x1): Interpolated grid: dx=1.500 mm, dy=1.500 mm

Maximum value of SAR (interpolated) = 0.413 W/kg


Zoom Scan (6x5x7)/Cube 0: Measurement grid: dx=8mm, dy=8mm, dz=5mm

Reference Value = 11.47 V/m; Power Drift = 0.06 dB

Peak SAR (extrapolated) = 0.486 W/kg

SAR(1 g) = 0.283 W/kg; SAR(10 g) = 0.165 W/kg

Maximum value of SAR (measured) = 0.409 W/kg



Test Plot 67#: LTE Band 2_Body Right_Middle_1RB**DUT: Mobile Phone; Type: Gravity 5 GO; Serial: 18121000120**

Communication System: Generic FDD-LTE; Frequency: 1880 MHz; Duty Cycle: 1:1
Medium parameters used: $f = 1880$ MHz; $\sigma = 1.49$ S/m; $\epsilon_r = 54.17$; $\rho = 1000$ kg/m³ ;
Phantom section: Left Section

DASY5 Configuration:

- Probe: EX3DV4 - SN7329; ConvF(7.7, 7.7, 7.7); Calibrated: 2018/9/30;
- Sensor-Surface: 1.4mm (Mechanical Surface Detection)
- Electronics: DAE4 Sn772; Calibrated: 2018/9/28
- Phantom: Triple Flat Phantom 5.1C; Type: QD 000 P51 CA; Serial: 1130
- Measurement SW: DASY52, Version 52.8 (8);

Area Scan (111x41x1): Interpolated grid: dx=1.500 mm, dy=1.500 mm

Maximum value of SAR (interpolated) = 0.436 W/kg


Zoom Scan (5x5x7)/Cube 0: Measurement grid: dx=8mm, dy=8mm, dz=5mm

Reference Value = 10.34 V/m; Power Drift = 0.10 dB

Peak SAR (extrapolated) = 0.508 W/kg

SAR(1 g) = 0.297 W/kg; SAR(10 g) = 0.175 W/kg

Maximum value of SAR (measured) = 0.433 W/kg



Test Plot 68#: LTE Band 2_Body Right_Middle_50%RB**DUT: Mobile Phone; Type: Gravity 5 GO; Serial: 18121000120**

Communication System: Generic FDD-LTE; Frequency: 1880 MHz; Duty Cycle: 1:1
Medium parameters used: $f = 1880$ MHz; $\sigma = 1.49$ S/m; $\epsilon_r = 54.17$; $\rho = 1000$ kg/m³ ;
Phantom section: Left Section

DASY5 Configuration:

- Probe: EX3DV4 - SN7329; ConvF(7.7, 7.7, 7.7); Calibrated: 2018/9/30;
- Sensor-Surface: 1.4mm (Mechanical Surface Detection)
- Electronics: DAE4 Sn772; Calibrated: 2018/9/28
- Phantom: Triple Flat Phantom 5.1C; Type: QD 000 P51 CA; Serial: 1130
- Measurement SW: DASY52, Version 52.8 (8);

Area Scan (111x41x1): Interpolated grid: dx=1.500 mm, dy=1.500 mm

Maximum value of SAR (interpolated) = 0.302 W/kg


Zoom Scan (5x5x7)/Cube 0: Measurement grid: dx=8mm, dy=8mm, dz=5mm

Reference Value = 8.700 V/m; Power Drift = 0.09 dB

Peak SAR (extrapolated) = 0.351 W/kg

SAR(1 g) = 0.207 W/kg; SAR(10 g) = 0.122 W/kg

Maximum value of SAR (measured) = 0.299 W/kg



Test Plot 69#: LTE Band 2_Body Bottom_Middle_1RB**DUT: Mobile Phone; Type: Gravity 5 GO; Serial: 18121000120**

Communication System: Generic FDD-LTE; Frequency: 1880 MHz; Duty Cycle: 1:1
Medium parameters used: $f = 1880$ MHz; $\sigma = 1.49$ S/m; $\epsilon_r = 54.17$; $\rho = 1000$ kg/m³ ;
Phantom section: Left Section

DASY5 Configuration:

- Probe: EX3DV4 - SN7329; ConvF(7.7, 7.7, 7.7); Calibrated: 2018/9/30;
- Sensor-Surface: 1.4mm (Mechanical Surface Detection)
- Electronics: DAE4 Sn772; Calibrated: 2018/9/28
- Phantom: Triple Flat Phantom 5.1C; Type: QD 000 P51 CA; Serial: 1130
- Measurement SW: DASY52, Version 52.8 (8);

Area Scan (41x61x1): Interpolated grid: dx=1.500 mm, dy=1.500 mm

Maximum value of SAR (interpolated) = 0.618 W/kg


Zoom Scan (5x5x7)/Cube 0: Measurement grid: dx=8mm, dy=8mm, dz=5mm

Reference Value = 19.07 V/m; Power Drift = 0.08 dB

Peak SAR (extrapolated) = 0.758 W/kg

SAR(1 g) = 0.433 W/kg; SAR(10 g) = 0.253 W/kg

Maximum value of SAR (measured) = 0.635 W/kg



Test Plot 70#: LTE Band 2_Body Bottom_Middle_50%RB**DUT: Mobile Phone; Type: Gravity 5 GO; Serial: 18121000120**

Communication System: Generic FDD-LTE; Frequency: 1880 MHz; Duty Cycle: 1:1
Medium parameters used: $f = 1880$ MHz; $\sigma = 1.49$ S/m; $\epsilon_r = 54.17$; $\rho = 1000$ kg/m³ ;
Phantom section: Left Section

DASY5 Configuration:

- Probe: EX3DV4 - SN7329; ConvF(7.7, 7.7, 7.7); Calibrated: 2018/9/30;
- Sensor-Surface: 1.4mm (Mechanical Surface Detection)
- Electronics: DAE4 Sn772; Calibrated: 2018/9/28
- Phantom: Triple Flat Phantom 5.1C; Type: QD 000 P51 CA; Serial: 1130
- Measurement SW: DASY52, Version 52.8 (8);

Area Scan (41x61x1): Interpolated grid: dx=1.500 mm, dy=1.500 mm

Maximum value of SAR (interpolated) = 0.462 W/kg


Zoom Scan (5x5x7)/Cube 0: Measurement grid: dx=8mm, dy=8mm, dz=5mm

Reference Value = 16.55 V/m; Power Drift = -0.11 dB

Peak SAR (extrapolated) = 0.554 W/kg

SAR(1 g) = 0.314 W/kg; SAR(10 g) = 0.183 W/kg

Maximum value of SAR (measured) = 0.464 W/kg



Test Plot 71#: LTE Band 4_Head Left Cheek_Low_1RB**DUT: Mobile Phone; Type: Gravity 5 GO; Serial: 18121000120**

Communication System: Generic FDD-LTE; Frequency: 1720 MHz; Duty Cycle: 1:1
Medium parameters used: $f = 1720$ MHz; $\sigma = 1.332$ S/m; $\epsilon_r = 41.2$; $\rho = 1000$ kg/m³ ;
Phantom section: Left Section

DASY5 Configuration:

- Probe: EX3DV4 - SN7329; ConvF(8.35, 8.35, 8.35); Calibrated: 2018/9/30;
- Sensor-Surface: 1.4mm (Mechanical Surface Detection)
- Electronics: DAE4 Sn772; Calibrated: 2018/9/28
- Phantom: Twin SAM; Type: Twin SAM V5.0; Serial: 1412
- Measurement SW: DASY52, Version 52.8 (8);

Area Scan (101x61x1): Interpolated grid: dx=1.500 mm, dy=1.500 mm

Maximum value of SAR (interpolated) = 0.440 W/kg


Zoom Scan (5x5x7)/Cube 0: Measurement grid: dx=8mm, dy=8mm, dz=5mm

Reference Value = 9.246 V/m; Power Drift = -0.12 dB

Peak SAR (extrapolated) = 0.505 W/kg

SAR(1 g) = 0.368 W/kg; SAR(10 g) = 0.243 W/kg

Maximum value of SAR (measured) = 0.456 W/kg



0 dB = 0.456 W/kg = -3.41 dBW/kg

Test Plot 72#: LTE Band 4_Head Left Cheek_Middle_1RB**DUT: Mobile Phone; Type: Gravity 5 GO; Serial: 18121000120**

Communication System: Generic FDD-LTE; Frequency: 1732.5 MHz; Duty Cycle: 1:1
Medium parameters used: $f = 1732.5$ MHz; $\sigma = 1.341$ S/m; $\epsilon_r = 41.152$; $\rho = 1000$ kg/m³ ;
Phantom section: Left Section

DASY5 Configuration:

- Probe: EX3DV4 - SN7329; ConvF(8.35, 8.35, 8.35); Calibrated: 2018/9/30;
- Sensor-Surface: 1.4mm (Mechanical Surface Detection)
- Electronics: DAE4 Sn772; Calibrated: 2018/9/28
- Phantom: Twin SAM; Type: Twin SAM V5.0; Serial: 1412
- Measurement SW: DASY52, Version 52.8 (8);

Area Scan (101x61x1): Interpolated grid: dx=1.500 mm, dy=1.500 mm

Maximum value of SAR (interpolated) = 0.499 W/kg


Zoom Scan (5x5x7)/Cube 0: Measurement grid: dx=8mm, dy=8mm, dz=5mm

Reference Value = 9.542 V/m; Power Drift = -0.05 dB

Peak SAR (extrapolated) = 0.524 W/kg

SAR(1 g) = 0.407 W/kg; SAR(10 g) = 0.274 W/kg

Maximum value of SAR (measured) = 0.496 W/kg



Test Plot 73#: LTE Band 4_Head Left Cheek_High_1RB**DUT: Mobile Phone; Type: Gravity 5 GO; Serial: 18121000120**

Communication System: Generic FDD-LTE; Frequency: 1745 MHz; Duty Cycle: 1:1
Medium parameters used: $f = 1745$ MHz; $\sigma = 1.353$ S/m; $\epsilon_r = 41.114$; $\rho = 1000$ kg/m³ ;
Phantom section: Left Section

DASY5 Configuration:

- Probe: EX3DV4 - SN7329; ConvF(8.35, 8.35, 8.35); Calibrated: 2018/9/30;
- Sensor-Surface: 1.4mm (Mechanical Surface Detection)
- Electronics: DAE4 Sn772; Calibrated: 2018/9/28
- Phantom: Twin SAM; Type: Twin SAM V5.0; Serial: 1412
- Measurement SW: DASY52, Version 52.8 (8);

Area Scan (101x61x1): Interpolated grid: dx=1.500 mm, dy=1.500 mm

Maximum value of SAR (interpolated) = 0.491 W/kg


Zoom Scan (5x5x7)/Cube 0: Measurement grid: dx=8mm, dy=8mm, dz=5mm

Reference Value = 9.328 V/m; Power Drift = 0.01 dB

Peak SAR (extrapolated) = 0.546 W/kg

SAR(1 g) = 0.394 W/kg; SAR(10 g) = 0.259 W/kg

Maximum value of SAR (measured) = 0.497 W/kg



0 dB = 0.497 W/kg = -3.04 dBW/kg

Test Plot 74#: LTE Band 4_Head Left Cheek_Middle_50%RB**DUT: Mobile Phone; Type: Gravity 5 GO; Serial: 18121000120**

Communication System: Generic FDD-LTE; Frequency: 1732.5 MHz; Duty Cycle: 1:1
Medium parameters used: $f = 1732.5$ MHz; $\sigma = 1.341$ S/m; $\epsilon_r = 41.152$; $\rho = 1000$ kg/m³;
Phantom section: Left Section

DASY5 Configuration:

- Probe: EX3DV4 - SN7329; ConvF(8.35, 8.35, 8.35); Calibrated: 2018/9/30;
- Sensor-Surface: 1.4mm (Mechanical Surface Detection)
- Electronics: DAE4 Sn772; Calibrated: 2018/9/28
- Phantom: Twin SAM; Type: Twin SAM V5.0; Serial: 1412
- Measurement SW: DASY52, Version 52.8 (8);

Area Scan (101x61x1): Interpolated grid: dx=1.500 mm, dy=1.500 mm

Maximum value of SAR (interpolated) = 0.395 W/kg


Zoom Scan (5x5x7)/Cube 0: Measurement grid: dx=8mm, dy=8mm, dz=5mm

Reference Value = 8.326 V/m; Power Drift = -0.16 dB

Peak SAR (extrapolated) = 0.405 W/kg

SAR(1 g) = 0.312 W/kg; SAR(10 g) = 0.209 W/kg

Maximum value of SAR (measured) = 0.382 W/kg



0 dB = 0.382 W/kg = -4.18 dBW/kg

Test Plot 75#: LTE Band 4_Head Left Tilt_Middle_1RB**DUT: Mobile Phone; Type: Gravity 5 GO; Serial: 18121000120**

Communication System: Generic FDD-LTE; Frequency: 1732.5 MHz; Duty Cycle: 1:1
Medium parameters used: $f = 1732.5$ MHz; $\sigma = 1.341$ S/m; $\epsilon_r = 41.152$; $\rho = 1000$ kg/m³ ;
Phantom section: Left Section

DASY5 Configuration:

- Probe: EX3DV4 - SN7329; ConvF(8.35, 8.35, 8.35); Calibrated: 2018/9/30;
- Sensor-Surface: 1.4mm (Mechanical Surface Detection)
- Electronics: DAE4 Sn772; Calibrated: 2018/9/28
- Phantom: Twin SAM; Type: Twin SAM V5.0; Serial: 1412
- Measurement SW: DASY52, Version 52.8 (8);

Area Scan (101x61x1): Interpolated grid: dx=1.500 mm, dy=1.500 mm

Maximum value of SAR (interpolated) = 0.226 W/kg

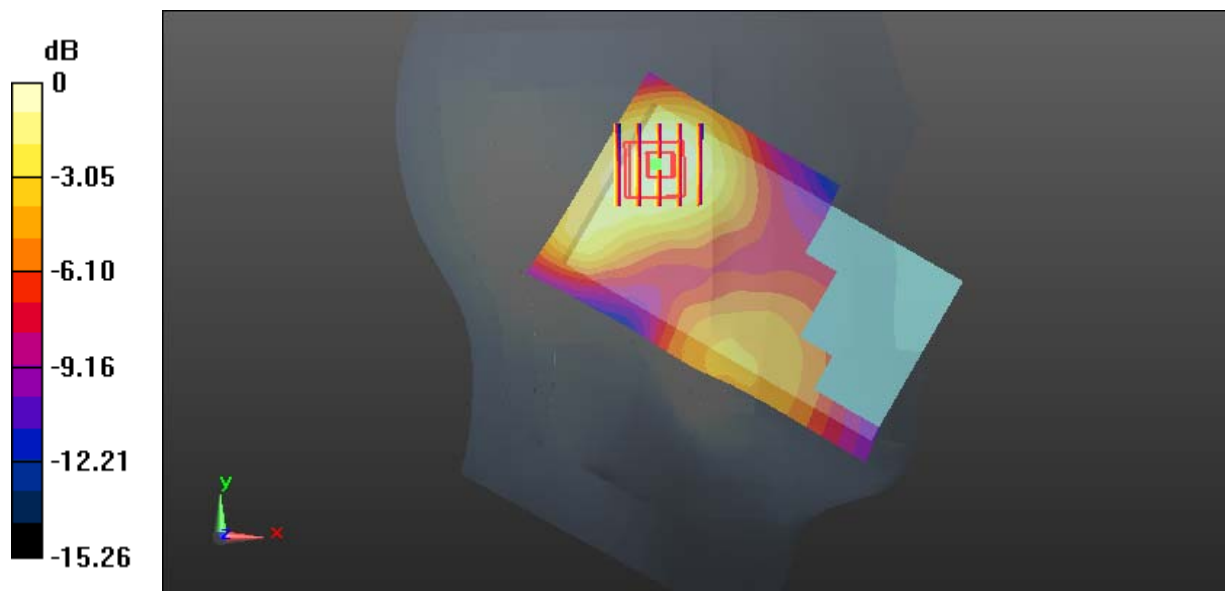
Zoom Scan (5x5x7)/Cube 0: Measurement grid: dx=8mm, dy=8mm, dz=5mm

Reference Value = 12.38 V/m; Power Drift = -0.06 dB

Peak SAR (extrapolated) = 0.257 W/kg

SAR(1 g) = 0.176 W/kg; SAR(10 g) = 0.118 W/kg

Maximum value of SAR (measured) = 0.231 W/kg



Test Plot 76#: LTE Band 4_Head Left Tilt_Middle_50%RB**DUT: Mobile Phone; Type: Gravity 5 GO; Serial: 18121000120**

Communication System: Generic FDD-LTE; Frequency: 1732.5 MHz; Duty Cycle: 1:1
Medium parameters used: $f = 1732.5$ MHz; $\sigma = 1.341$ S/m; $\epsilon_r = 41.152$; $\rho = 1000$ kg/m³ ;
Phantom section: Left Section

DASY5 Configuration:

- Probe: EX3DV4 - SN7329; ConvF(8.35, 8.35, 8.35); Calibrated: 2018/9/30;
- Sensor-Surface: 1.4mm (Mechanical Surface Detection)
- Electronics: DAE4 Sn772; Calibrated: 2018/9/28
- Phantom: Twin SAM; Type: Twin SAM V5.0; Serial: 1412
- Measurement SW: DASY52, Version 52.8 (8);

Area Scan (101x61x1): Interpolated grid: dx=1.500 mm, dy=1.500 mm

Maximum value of SAR (interpolated) = 0.176 W/kg

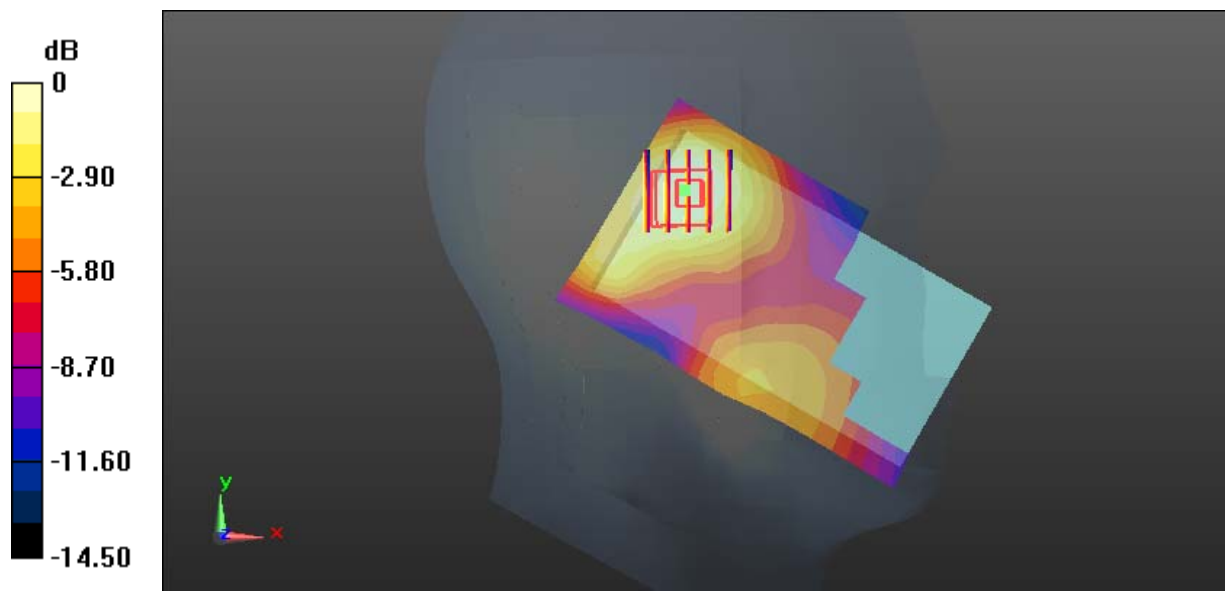
Zoom Scan (5x5x7)/Cube 0: Measurement grid: dx=8mm, dy=8mm, dz=5mm

Reference Value = 10.95 V/m; Power Drift = 0.02 dB

Peak SAR (extrapolated) = 0.199 W/kg

SAR(1 g) = 0.137 W/kg; SAR(10 g) = 0.092 W/kg

Maximum value of SAR (measured) = 0.178 W/kg



Test Plot 77#: LTE Band 4_Head Right Cheek_Middle_1RB**DUT: Mobile Phone; Type: Gravity 5 GO; Serial: 18121000120**

Communication System: Generic FDD-LTE; Frequency: 1732.5 MHz; Duty Cycle: 1:1
Medium parameters used: $f = 1732.5$ MHz; $\sigma = 1.341$ S/m; $\epsilon_r = 41.152$; $\rho = 1000$ kg/m³ ;
Phantom section: Right Section

DASY5 Configuration:

- Probe: EX3DV4 - SN7329; ConvF(8.35, 8.35, 8.35); Calibrated: 2018/9/30;
- Sensor-Surface: 1.4mm (Mechanical Surface Detection)
- Electronics: DAE4 Sn772; Calibrated: 2018/9/28
- Phantom: Twin SAM; Type: Twin SAM V5.0; Serial: 1412
- Measurement SW: DASY52, Version 52.8 (8);

Area Scan (101x61x1): Interpolated grid: dx=1.500 mm, dy=1.500 mm

Maximum value of SAR (interpolated) = 0.343 W/kg

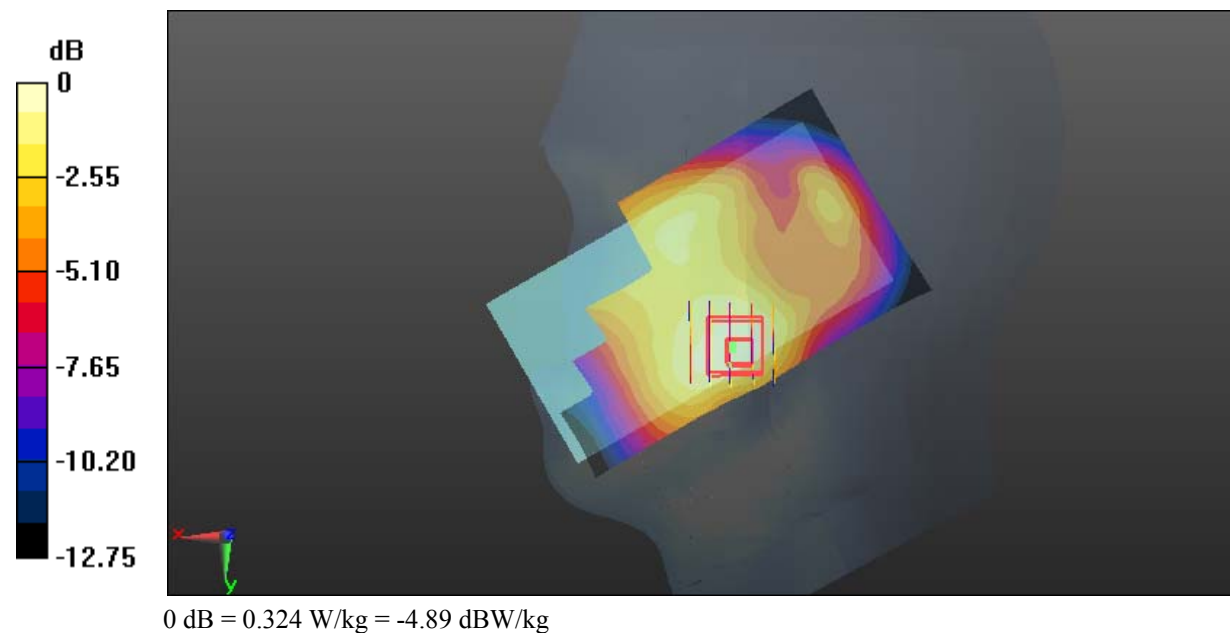
Zoom Scan (5x5x7)/Cube 0: Measurement grid: dx=8mm, dy=8mm, dz=5mm

Reference Value = 11.23 V/m; Power Drift = -0.01 dB

Peak SAR (extrapolated) = 0.374 W/kg

SAR(1 g) = 0.251 W/kg; SAR(10 g) = 0.169 W/kg

Maximum value of SAR (measured) = 0.324 W/kg



Test Plot 78#: LTE Band 4_Head Right Cheek_Middle_50%RB**DUT: Mobile Phone; Type: Gravity 5 GO; Serial: 18121000120**

Communication System: Generic FDD-LTE; Frequency: 1732.5 MHz; Duty Cycle: 1:1
Medium parameters used: $f = 1732.5$ MHz; $\sigma = 1.341$ S/m; $\epsilon_r = 41.152$; $\rho = 1000$ kg/m³ ;
Phantom section: Right Section

DASY5 Configuration:

- Probe: EX3DV4 - SN7329; ConvF(8.35, 8.35, 8.35); Calibrated: 2018/9/30;
- Sensor-Surface: 1.4mm (Mechanical Surface Detection)
- Electronics: DAE4 Sn772; Calibrated: 2018/9/28
- Phantom: Twin SAM; Type: Twin SAM V5.0; Serial: 1412
- Measurement SW: DASY52, Version 52.8 (8);

Area Scan (101x61x1): Interpolated grid: dx=1.500 mm, dy=1.500 mm

Maximum value of SAR (interpolated) = 0.274 W/kg


Zoom Scan (5x5x7)/Cube 0: Measurement grid: dx=8mm, dy=8mm, dz=5mm

Reference Value = 9.897 V/m; Power Drift = -0.07 dB

Peak SAR (extrapolated) = 0.295 W/kg

SAR(1 g) = 0.197 W/kg; SAR(10 g) = 0.132 W/kg

Maximum value of SAR (measured) = 0.256 W/kg



0 dB = 0.256 W/kg = -5.92 dBW/kg

Test Plot 79#: LTE Band 4_Head Right Tilt_Middle_1RB**DUT: Mobile Phone; Type: Gravity 5 GO; Serial: 18121000120**

Communication System: Generic FDD-LTE; Frequency: 1732.5 MHz; Duty Cycle: 1:1
Medium parameters used: $f = 1732.5$ MHz; $\sigma = 1.341$ S/m; $\epsilon_r = 41.152$; $\rho = 1000$ kg/m³;
Phantom section: Right Section

DASY5 Configuration:

- Probe: EX3DV4 - SN7329; ConvF(8.35, 8.35, 8.35); Calibrated: 2018/9/30;
- Sensor-Surface: 1.4mm (Mechanical Surface Detection)
- Electronics: DAE4 Sn772; Calibrated: 2018/9/28
- Phantom: Twin SAM; Type: Twin SAM V5.0; Serial: 1412
- Measurement SW: DASY52, Version 52.8 (8);

Area Scan (101x61x1): Interpolated grid: dx=1.500 mm, dy=1.500 mm

Maximum value of SAR (interpolated) = 0.269 W/kg

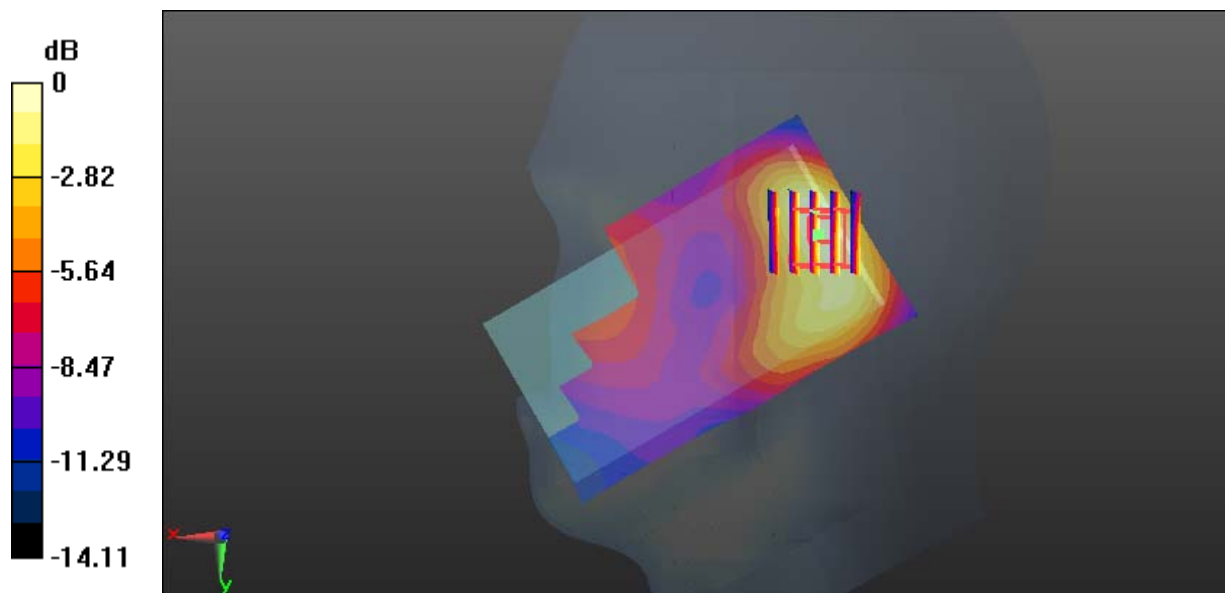
Zoom Scan (5x5x7)/Cube 0: Measurement grid: dx=8mm, dy=8mm, dz=5mm

Reference Value = 14.78 V/m; Power Drift = -0.10 dB

Peak SAR (extrapolated) = 0.314 W/kg

SAR(1 g) = 0.198 W/kg; SAR(10 g) = 0.121 W/kg

Maximum value of SAR (measured) = 0.265 W/kg



0 dB = 0.265 W/kg = -5.77 dBW/kg

Test Plot 80#: LTE Band 4_Head Right Tilt_Middle_50%RB**DUT: Mobile Phone; Type: Gravity 5 GO; Serial: 18121000120**

Communication System: Generic FDD-LTE; Frequency: 1732.5 MHz; Duty Cycle: 1:1
Medium parameters used: $f = 1732.5$ MHz; $\sigma = 1.341$ S/m; $\epsilon_r = 41.152$; $\rho = 1000$ kg/m³ ;
Phantom section: Right Section

DASY5 Configuration:

- Probe: EX3DV4 - SN7329; ConvF(8.35, 8.35, 8.35); Calibrated: 2018/9/30;
- Sensor-Surface: 1.4mm (Mechanical Surface Detection)
- Electronics: DAE4 Sn772; Calibrated: 2018/9/28
- Phantom: Twin SAM; Type: Twin SAM V5.0; Serial: 1412
- Measurement SW: DASY52, Version 52.8 (8);

Area Scan (101x61x1): Interpolated grid: $dx=1.500$ mm, $dy=1.500$ mm

Maximum value of SAR (interpolated) = 0.208 W/kg

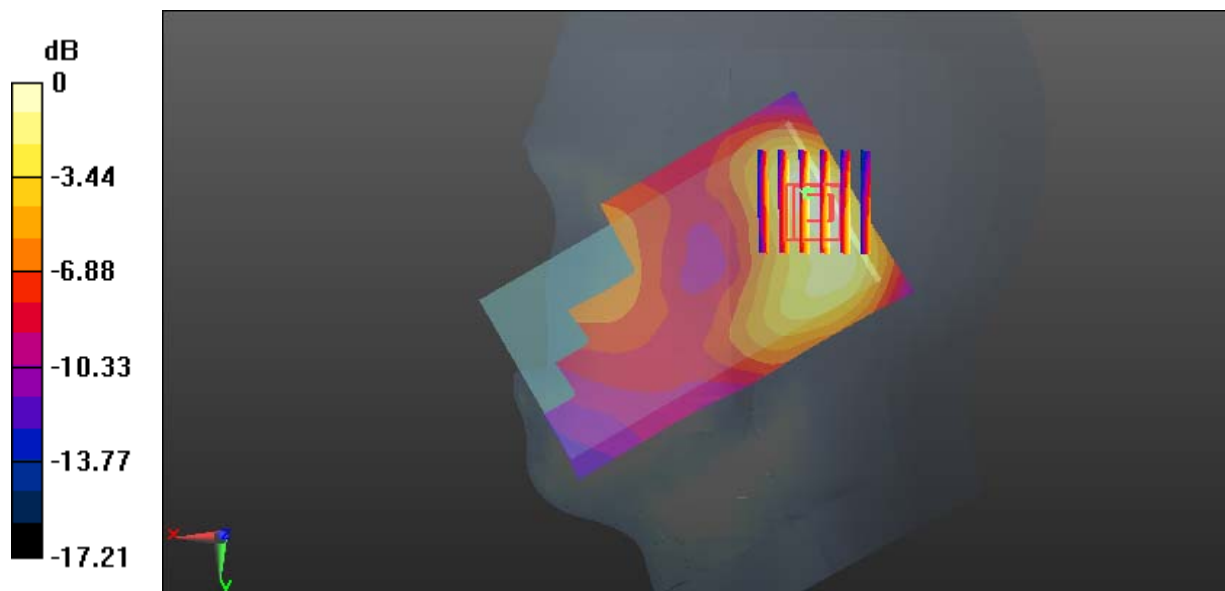
Zoom Scan (6x6x7)/Cube 0: Measurement grid: $dx=8$ mm, $dy=8$ mm, $dz=5$ mm

Reference Value = 12.80 V/m; Power Drift = -0.09 dB

Peak SAR (extrapolated) = 0.243 W/kg

SAR(1 g) = 0.154 W/kg; SAR(10 g) = 0.095 W/kg

Maximum value of SAR (measured) = 0.208 W/kg



0 dB = 0.208 W/kg = -6.82 dBW/kg

Test Plot 81#: LTE Band 4_Body Back_Low_1RB**DUT: Mobile Phone; Type: Gravity 5 GO; Serial: 18121000120**

Communication System: Generic FDD-LTE; Frequency: 1720 MHz; Duty Cycle: 1:1
Medium parameters used: $f = 1720$ MHz; $\sigma = 1.517$ S/m; $\epsilon_r = 52.85$; $\rho = 1000$ kg/m³;
Phantom section: Left Section

DASY5 Configuration:

- Probe: EX3DV4 - SN7329; ConvF(8.05, 8.05, 8.05); Calibrated: 2018/9/30;
- Sensor-Surface: 1.4mm (Mechanical Surface Detection)
- Electronics: DAE4 Sn772; Calibrated: 2018/9/28
- Phantom: Triple Flat Phantom 5.1C; Type: QD 000 P51 CA; Serial: 1130
- Measurement SW: DASY52, Version 52.8 (8);

Area Scan (111x61x1): Interpolated grid: dx=1.500 mm, dy=1.500 mm

Maximum value of SAR (interpolated) = 1.27 W/kg


Zoom Scan (6x6x7)/Cube 0: Measurement grid: dx=8mm, dy=8mm, dz=5mm

Reference Value = 14.65 V/m; Power Drift = 0.13 dB

Peak SAR (extrapolated) = 1.24 W/kg

SAR(1 g) = 0.748 W/kg; SAR(10 g) = 0.470 W/kg

Maximum value of SAR (measured) = 1.04 W/kg



Test Plot 82#: LTE Band 4_Body Back_Middle_1RB**DUT: Mobile Phone; Type: Gravity 5 GO; Serial: 18121000120**

Communication System: Generic FDD-LTE; Frequency: 1732.5 MHz; Duty Cycle: 1:1
Medium parameters used: $f = 1732.5$ MHz; $\sigma = 1.529$ S/m; $\epsilon_r = 52.782$; $\rho = 1000$ kg/m³;
Phantom section: Left Section

DASY5 Configuration:

- Probe: EX3DV4 - SN7329; ConvF(8.05, 8.05, 8.05); Calibrated: 2018/9/30;
- Sensor-Surface: 1.4mm (Mechanical Surface Detection)
- Electronics: DAE4 Sn772; Calibrated: 2018/9/28
- Phantom: Triple Flat Phantom 5.1C; Type: QD 000 P51 CA; Serial: 1130
- Measurement SW: DASY52, Version 52.8 (8);

Area Scan (111x61x1): Interpolated grid: dx=1.500 mm, dy=1.500 mm

Maximum value of SAR (interpolated) = 1.29 W/kg


Zoom Scan (6x5x7)/Cube 0: Measurement grid: dx=8mm, dy=8mm, dz=5mm

Reference Value = 14.71 V/m; Power Drift = 0.19 dB

Peak SAR (extrapolated) = 1.25 W/kg

SAR(1 g) = 0.749 W/kg; SAR(10 g) = 0.474 W/kg

Maximum value of SAR (measured) = 1.07 W/kg



Test Plot 83#: LTE Band 4_Body Back_High_1RB**DUT: Mobile Phone; Type: Gravity 5 GO; Serial: 18121000120**

Communication System: Generic FDD-LTE; Frequency: 1745 MHz; Duty Cycle: 1:1
Medium parameters used: $f = 1745$ MHz; $\sigma = 1.537$ S/m; $\epsilon_r = 52.688$; $\rho = 1000$ kg/m³ ;
Phantom section: Left Section

DASY5 Configuration:

- Probe: EX3DV4 - SN7329; ConvF(8.05, 8.05, 8.05); Calibrated: 2018/9/30;
- Sensor-Surface: 1.4mm (Mechanical Surface Detection)
- Electronics: DAE4 Sn772; Calibrated: 2018/9/28
- Phantom: Triple Flat Phantom 5.1C; Type: QD 000 P51 CA; Serial: 1130
- Measurement SW: DASY52, Version 52.8 (8);

Area Scan (111x61x1): Interpolated grid: dx=1.500 mm, dy=1.500 mm

Maximum value of SAR (interpolated) = 1.26 W/kg

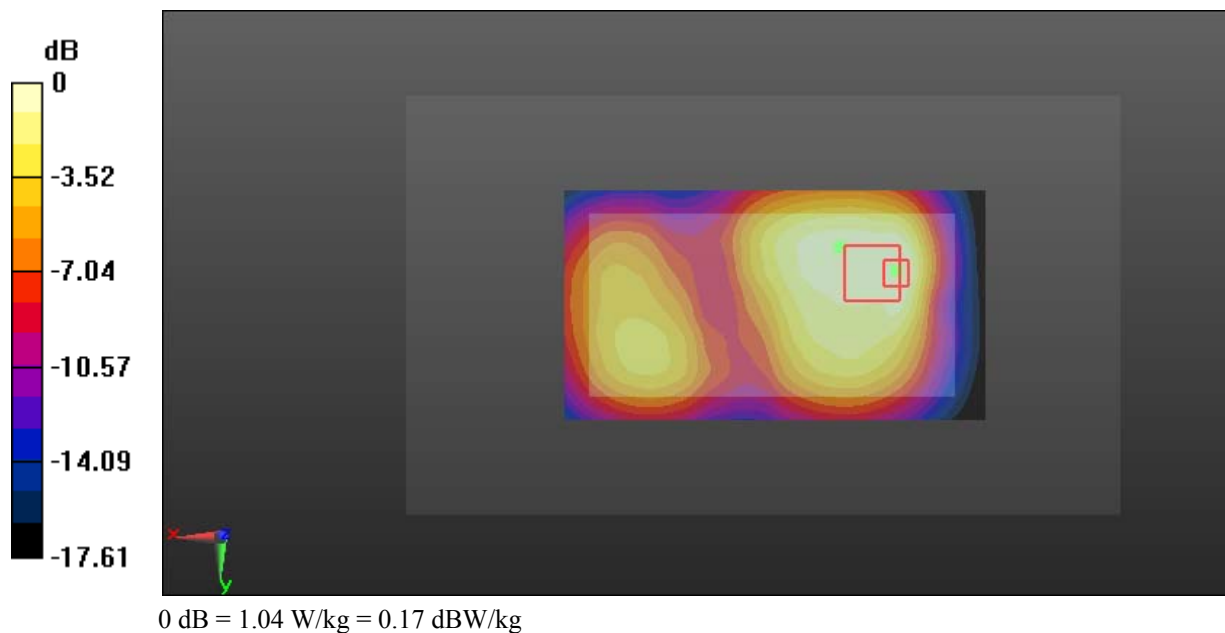
Zoom Scan (6x5x7)/Cube 0: Measurement grid: dx=8mm, dy=8mm, dz=5mm

Reference Value = 14.71 V/m; Power Drift = 0.14 dB

Peak SAR (extrapolated) = 1.21 W/kg

SAR(1 g) = 0.721 W/kg; SAR(10 g) = 0.445 W/kg

Maximum value of SAR (measured) = 1.04 W/kg



Test Plot 84#: LTE Band 4_Body Back_Middle_50%RB**DUT: Mobile Phone; Type: Gravity 5 GO; Serial: 18121000120**

Communication System: Generic FDD-LTE; Frequency: 1732.5 MHz; Duty Cycle: 1:1
Medium parameters used: $f = 1732.5$ MHz; $\sigma = 1.529$ S/m; $\epsilon_r = 52.782$; $\rho = 1000$ kg/m³;
Phantom section: Left Section

DASY5 Configuration:

- Probe: EX3DV4 - SN7329; ConvF(8.05, 8.05, 8.05); Calibrated: 2018/9/30;
- Sensor-Surface: 1.4mm (Mechanical Surface Detection)
- Electronics: DAE4 Sn772; Calibrated: 2018/9/28
- Phantom: Triple Flat Phantom 5.1C; Type: QD 000 P51 CA; Serial: 1130
- Measurement SW: DASY52, Version 52.8 (8);

Area Scan (111x61x1): Interpolated grid: dx=1.500 mm, dy=1.500 mm

Maximum value of SAR (interpolated) = 1.01 W/kg

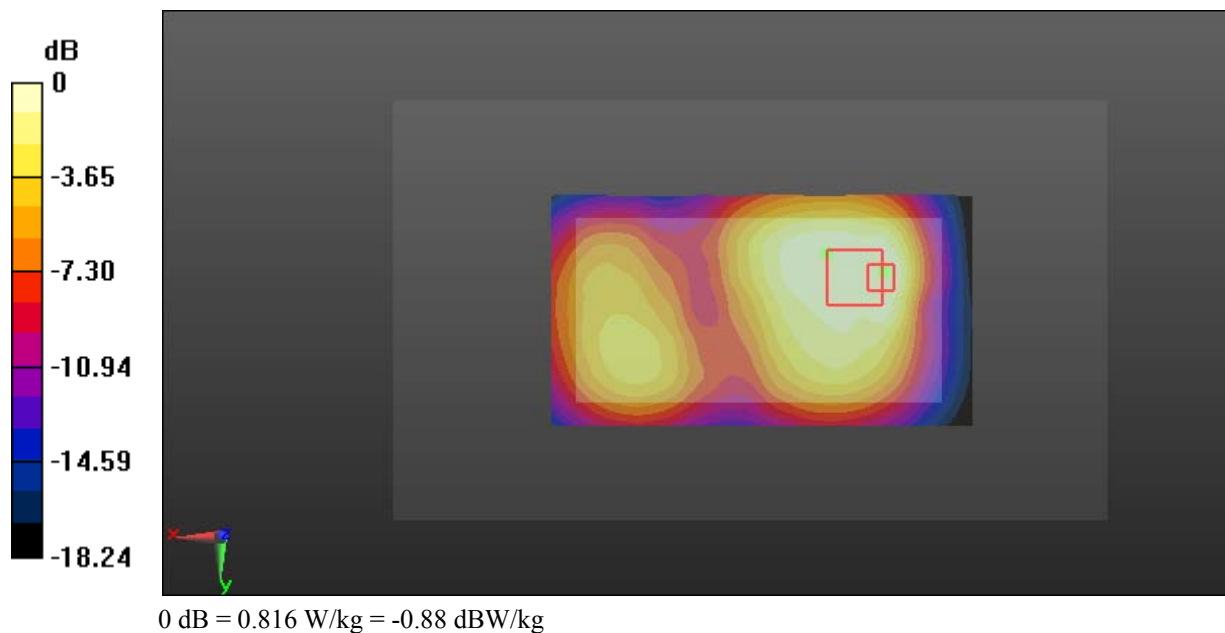
Zoom Scan (6x6x7)/Cube 0: Measurement grid: dx=8mm, dy=8mm, dz=5mm

Reference Value = 13.16 V/m; Power Drift = 0.11 dB

Peak SAR (extrapolated) = 0.964 W/kg

SAR(1 g) = 0.579 W/kg; SAR(10 g) = 0.364 W/kg

Maximum value of SAR (measured) = 0.816 W/kg



Test Plot 85#: LTE Band 4_Body Left_Middle_1RB**DUT: Mobile Phone; Type: Gravity 5 GO; Serial: 18121000120**

Communication System: Generic FDD-LTE; Frequency: 1732.5 MHz; Duty Cycle: 1:1
Medium parameters used: $f = 1732.5$ MHz; $\sigma = 1.529$ S/m; $\epsilon_r = 52.782$; $\rho = 1000$ kg/m³;
Phantom section: Left Section

DASY5 Configuration:

- Probe: EX3DV4 - SN7329; ConvF(8.05, 8.05, 8.05); Calibrated: 2018/9/30;
- Sensor-Surface: 1.4mm (Mechanical Surface Detection)
- Electronics: DAE4 Sn772; Calibrated: 2018/9/28
- Phantom: Triple Flat Phantom 5.1C; Type: QD 000 P51 CA; Serial: 1130
- Measurement SW: DASY52, Version 52.8 (8);

Area Scan (111x41x1): Interpolated grid: dx=1.500 mm, dy=1.500 mm

Maximum value of SAR (interpolated) = 0.410 W/kg

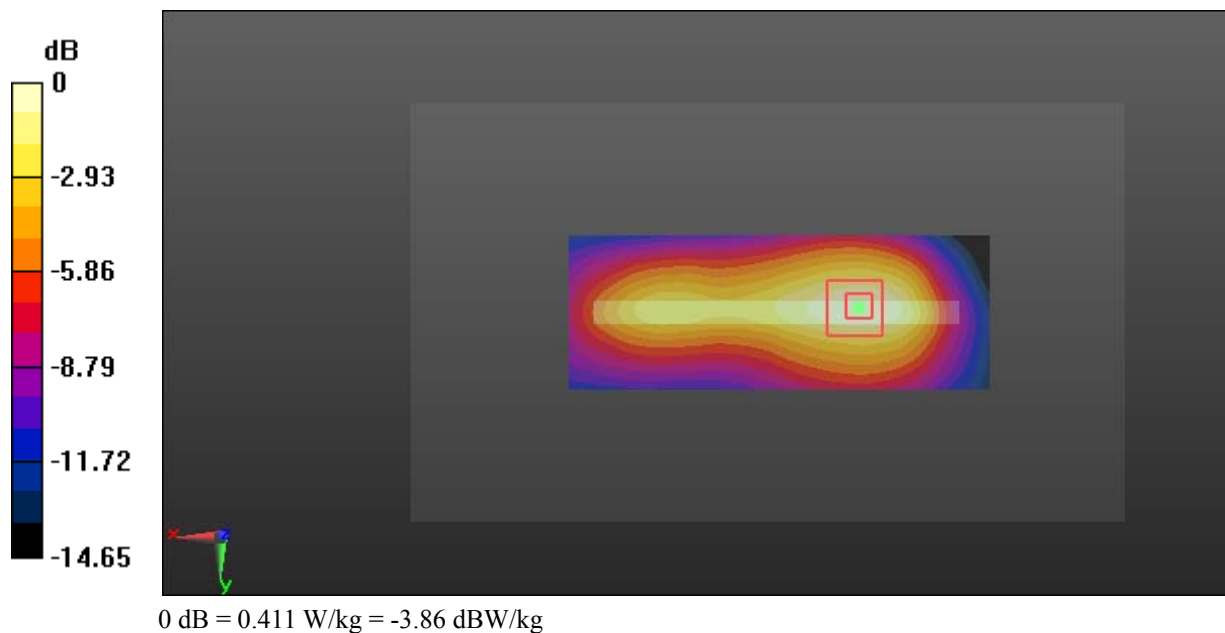
Zoom Scan (5x5x7)/Cube 0: Measurement grid: dx=8mm, dy=8mm, dz=5mm

Reference Value = 12.99 V/m; Power Drift = -0.04 dB

Peak SAR (extrapolated) = 0.478 W/kg

SAR(1 g) = 0.289 W/kg; SAR(10 g) = 0.174 W/kg

Maximum value of SAR (measured) = 0.411 W/kg



Test Plot 86#: LTE Band 4_Body Left_Middle_50%RB**DUT: Mobile Phone; Type: Gravity 5 GO; Serial: 18121000120**

Communication System: Generic FDD-LTE; Frequency: 1732.5 MHz; Duty Cycle: 1:1
Medium parameters used: $f = 1732.5$ MHz; $\sigma = 1.529$ S/m; $\epsilon_r = 52.782$; $\rho = 1000$ kg/m³ ;
Phantom section: Left Section

DASY5 Configuration:

- Probe: EX3DV4 - SN7329; ConvF(8.05, 8.05, 8.05); Calibrated: 2018/9/30;
- Sensor-Surface: 1.4mm (Mechanical Surface Detection)
- Electronics: DAE4 Sn772; Calibrated: 2018/9/28
- Phantom: Triple Flat Phantom 5.1C; Type: QD 000 P51 CA; Serial: 1130
- Measurement SW: DASY52, Version 52.8 (8);

Area Scan (111x41x1): Interpolated grid: dx=1.500 mm, dy=1.500 mm

Maximum value of SAR (interpolated) = 0.324 W/kg


Zoom Scan (5x5x7)/Cube 0: Measurement grid: dx=8mm, dy=8mm, dz=5mm

Reference Value = 11.59 V/m; Power Drift = -0.10 dB

Peak SAR (extrapolated) = 0.378 W/kg

SAR(1 g) = 0.226 W/kg; SAR(10 g) = 0.136 W/kg

Maximum value of SAR (measured) = 0.323 W/kg



Test Plot 87#: LTE Band 4_Body Right_Middle_1RB**DUT: Mobile Phone; Type: Gravity 5 GO; Serial: 18121000120**

Communication System: Generic FDD-LTE; Frequency: 1732.5 MHz; Duty Cycle: 1:1
Medium parameters used: $f = 1732.5$ MHz; $\sigma = 1.529$ S/m; $\epsilon_r = 52.782$; $\rho = 1000$ kg/m³ ;
Phantom section: Left Section

DASY5 Configuration:

- Probe: EX3DV4 - SN7329; ConvF(8.05, 8.05, 8.05); Calibrated: 2018/9/30;
- Sensor-Surface: 1.4mm (Mechanical Surface Detection)
- Electronics: DAE4 Sn772; Calibrated: 2018/9/28
- Phantom: Triple Flat Phantom 5.1C; Type: QD 000 P51 CA; Serial: 1130
- Measurement SW: DASY52, Version 52.8 (8);

Area Scan (111x41x1): Interpolated grid: dx=1.500 mm, dy=1.500 mm

Maximum value of SAR (interpolated) = 0.261 W/kg


Zoom Scan (5x5x7)/Cube 0: Measurement grid: dx=8mm, dy=8mm, dz=5mm

Reference Value = 7.027 V/m; Power Drift = 0.02 dB

Peak SAR (extrapolated) = 0.301 W/kg

SAR(1 g) = 0.182 W/kg; SAR(10 g) = 0.109 W/kg

Maximum value of SAR (measured) = 0.259 W/kg



Test Plot 88#: LTE Band 4_Body Right_Middle_50%RB**DUT: Mobile Phone; Type: Gravity 5 GO; Serial: 18121000120**

Communication System: Generic FDD-LTE; Frequency: 1732.5 MHz; Duty Cycle: 1:1
Medium parameters used: $f = 1732.5$ MHz; $\sigma = 1.529$ S/m; $\epsilon_r = 52.782$; $\rho = 1000$ kg/m³;
Phantom section: Left Section

DASY5 Configuration:

- Probe: EX3DV4 - SN7329; ConvF(8.05, 8.05, 8.05); Calibrated: 2018/9/30;
- Sensor-Surface: 1.4mm (Mechanical Surface Detection)
- Electronics: DAE4 Sn772; Calibrated: 2018/9/28
- Phantom: Triple Flat Phantom 5.1C; Type: QD 000 P51 CA; Serial: 1130
- Measurement SW: DASY52, Version 52.8 (8);

Area Scan (111x41x1): Interpolated grid: dx=1.500 mm, dy=1.500 mm

Maximum value of SAR (interpolated) = 0.200 W/kg


Zoom Scan (5x5x7)/Cube 0: Measurement grid: dx=8mm, dy=8mm, dz=5mm

Reference Value = 6.345 V/m; Power Drift = -0.07 dB

Peak SAR (extrapolated) = 0.232 W/kg

SAR(1 g) = 0.140 W/kg; SAR(10 g) = 0.084 W/kg

Maximum value of SAR (measured) = 0.199 W/kg



Test Plot 89#: LTE Band 4_Body Bottom_Middle_1RB**DUT: Mobile Phone; Type: Gravity 5 GO; Serial: 18121000120**

Communication System: Generic FDD-LTE; Frequency: 1732.5 MHz; Duty Cycle: 1:1
Medium parameters used: $f = 1732.5$ MHz; $\sigma = 1.529$ S/m; $\epsilon_r = 52.782$; $\rho = 1000$ kg/m³ ;
Phantom section: Left Section

DASY5 Configuration:

- Probe: EX3DV4 - SN7329; ConvF(8.05, 8.05, 8.05); Calibrated: 2018/9/30;
- Sensor-Surface: 1.4mm (Mechanical Surface Detection)
- Electronics: DAE4 Sn772; Calibrated: 2018/9/28
- Phantom: Triple Flat Phantom 5.1C; Type: QD 000 P51 CA; Serial: 1130
- Measurement SW: DASY52, Version 52.8 (8);

Area Scan (41x61x1): Interpolated grid: dx=1.500 mm, dy=1.500 mm

Maximum value of SAR (interpolated) = 0.114 W/kg


Zoom Scan (5x5x7)/Cube 0: Measurement grid: dx=8mm, dy=8mm, dz=5mm

Reference Value = 8.227 V/m; Power Drift = -0.06 dB

Peak SAR (extrapolated) = 0.130 W/kg

SAR(1 g) = 0.081 W/kg; SAR(10 g) = 0.051 W/kg

Maximum value of SAR (measured) = 0.112 W/kg



Test Plot 90#: LTE Band 4_Body Bottom_Middle_50%RB**DUT: Mobile Phone; Type: Gravity 5 GO; Serial: 18121000120**

Communication System: Generic FDD-LTE; Frequency: 1732.5 MHz; Duty Cycle: 1:1
Medium parameters used: $f = 1732.5$ MHz; $\sigma = 1.529$ S/m; $\epsilon_r = 52.782$; $\rho = 1000$ kg/m³ ;
Phantom section: Left Section

DASY5 Configuration:

- Probe: EX3DV4 - SN7329; ConvF(8.05, 8.05, 8.05); Calibrated: 2018/9/30;
- Sensor-Surface: 1.4mm (Mechanical Surface Detection)
- Electronics: DAE4 Sn772; Calibrated: 2018/9/28
- Phantom: Triple Flat Phantom 5.1C; Type: QD 000 P51 CA; Serial: 1130
- Measurement SW: DASY52, Version 52.8 (8);

Area Scan (41x61x1): Interpolated grid: dx=1.500 mm, dy=1.500 mm

Maximum value of SAR (interpolated) = 0.0925 W/kg


Zoom Scan (5x5x7)/Cube 0: Measurement grid: dx=8mm, dy=8mm, dz=5mm

Reference Value = 7.456 V/m; Power Drift = -0.15 dB

Peak SAR (extrapolated) = 0.105 W/kg

SAR(1 g) = 0.065 W/kg; SAR(10 g) = 0.041 W/kg

Maximum value of SAR (measured) = 0.0889 W/kg



Test Plot 91#: LTE Band 5_Head Left Cheek_Low_1RB**DUT: Mobile Phone; Type: Gravity 5 GO; Serial: 18121000120**

Communication System: Generic GSM; Frequency: 829 MHz; Duty Cycle: 1:8
Medium parameters used: $f = 829$ MHz; $\sigma = 0.872$ S/m; $\epsilon_r = 42.346$; $\rho = 1000$ kg/m³ ;
Phantom section: Left Section

DASY5 Configuration:

- Probe: EX3DV4 - SN7329; ConvF(10.01, 10.01, 10.01); Calibrated: 2018/9/30;
- Sensor-Surface: 1.4mm (Mechanical Surface Detection)
- Electronics: DAE4 Sn772; Calibrated: 2018/9/28
- Phantom: Twin SAM; Type: Twin SAM V5.0; Serial: 1412
- Measurement SW: DASY52, Version 52.8 (8);

Area Scan (101x61x1): Interpolated grid: dx=1.500 mm, dy=1.500 mm

Maximum value of SAR (interpolated) = 0.0853 W/kg

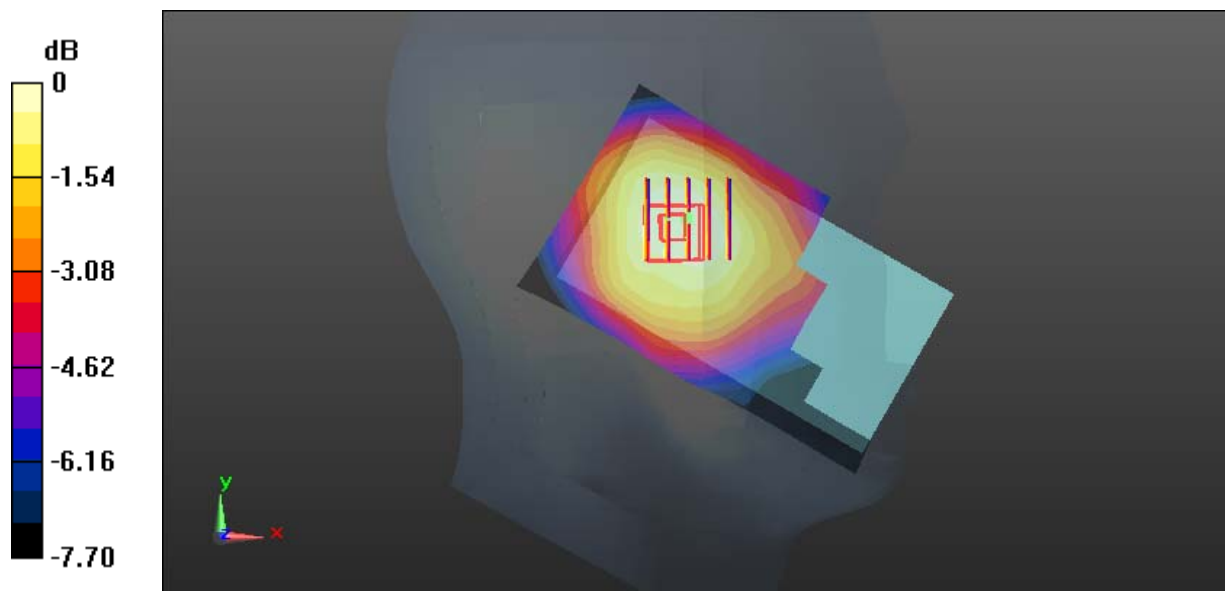
Zoom Scan (5x5x7)/Cube 0: Measurement grid: dx=8mm, dy=8mm, dz=5mm

Reference Value = 8.424 V/m; Power Drift = 0.10 dB

Peak SAR (extrapolated) = 0.0910 W/kg

SAR(1 g) = 0.073 W/kg; SAR(10 g) = 0.059 W/kg

Maximum value of SAR (measured) = 0.0846 W/kg



0 dB = 0.0846 W/kg = -10.73 dBW/kg

Test Plot 92#: LTE Band 5_Head Left Cheek_Middle_1RB**DUT: Mobile Phone; Type: Gravity 5 GO; Serial: 18121000120**

Communication System: Generic FDD-LTE; Frequency: 836.5 MHz; Duty Cycle: 1:1
Medium parameters used: $f = 836.5$ MHz; $\sigma = 0.873$ S/m; $\epsilon_r = 42.295$; $\rho = 1000$ kg/m³ ;
Phantom section: Left Section

DASY5 Configuration:

- Probe: EX3DV4 - SN7329; ConvF(10.01, 10.01, 10.01); Calibrated: 2018/9/30;
- Sensor-Surface: 1.4mm (Mechanical Surface Detection)
- Electronics: DAE4 Sn772; Calibrated: 2018/9/28
- Phantom: Twin SAM; Type: Twin SAM V5.0; Serial: 1412
- Measurement SW: DASY52, Version 52.8 (8);

Area Scan (101x61x1): Interpolated grid: dx=1.500 mm, dy=1.500 mm

Maximum value of SAR (interpolated) = 0.0691 W/kg


Zoom Scan (5x5x7)/Cube 0: Measurement grid: dx=8mm, dy=8mm, dz=5mm

Reference Value = 7.810 V/m; Power Drift = -0.02 dB

Peak SAR (extrapolated) = 0.0780 W/kg

SAR(1 g) = 0.060 W/kg; SAR(10 g) = 0.048 W/kg

Maximum value of SAR (measured) = 0.0696 W/kg



0 dB = 0.0696 W/kg = -11.57 dBW/kg

Test Plot 93#: LTE Band 5_Head Left Cheek_High_1RB**DUT: Mobile Phone; Type: Gravity 5 GO; Serial: 18121000120**

Communication System: Generic GSM; Frequency: 844 MHz; Duty Cycle: 1:8
Medium parameters used: $f = 844$ MHz; $\sigma = 0.879$ S/m; $\epsilon_r = 42.269$; $\rho = 1000$ kg/m³ ;
Phantom section: Left Section

DASY5 Configuration:

- Probe: EX3DV4 - SN7329; ConvF(10.01, 10.01, 10.01); Calibrated: 2018/9/30;
- Sensor-Surface: 1.4mm (Mechanical Surface Detection)
- Electronics: DAE4 Sn772; Calibrated: 2018/9/28
- Phantom: Twin SAM; Type: Twin SAM V5.0; Serial: 1412
- Measurement SW: DASY52, Version 52.8 (8);

Area Scan (101x61x1): Interpolated grid: dx=1.500 mm, dy=1.500 mm

Maximum value of SAR (interpolated) = 0.0742 W/kg

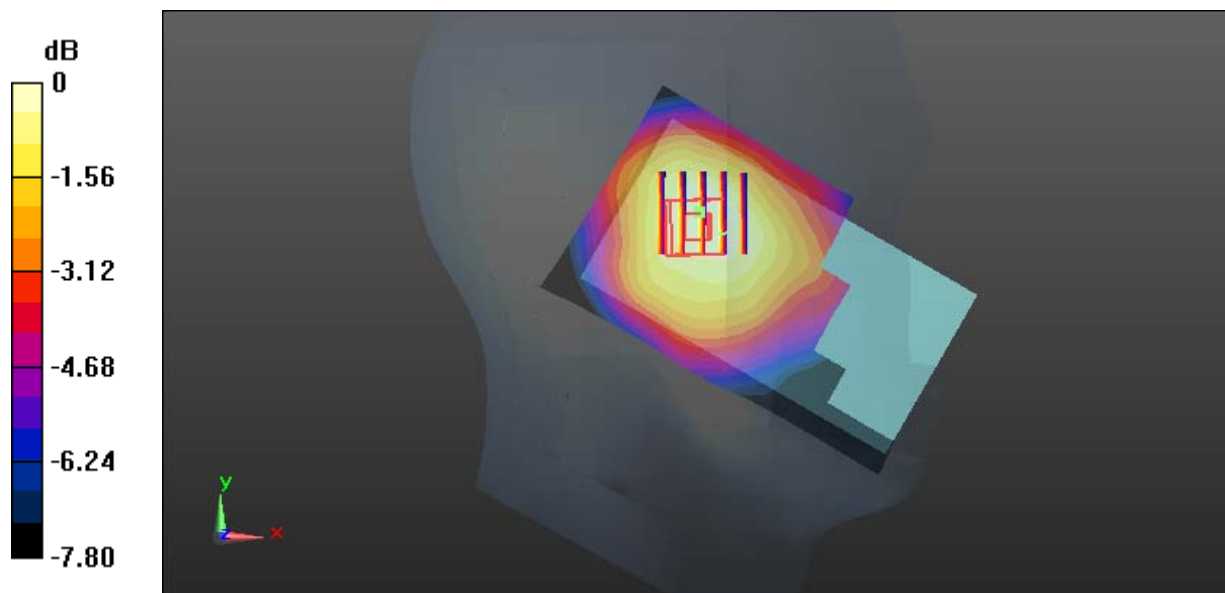
Zoom Scan (5x5x7)/Cube 0: Measurement grid: dx=8mm, dy=8mm, dz=5mm

Reference Value = 7.693 V/m; Power Drift = 0.15 dB

Peak SAR (extrapolated) = 0.0807 W/kg

SAR(1 g) = 0.061 W/kg; SAR(10 g) = 0.049 W/kg

Maximum value of SAR (measured) = 0.0734 W/kg



0 dB = 0.0734 W/kg = -11.34 dBW/kg

Test Plot 94#: LTE Band 5_Head Left Cheek_Middle_50%RB**DUT: Mobile Phone; Type: Gravity 5 GO; Serial: 18121000120**

Communication System: Generic FDD-LTE; Frequency: 836.5 MHz; Duty Cycle: 1:1
Medium parameters used: $f = 836.5$ MHz; $\sigma = 0.873$ S/m; $\epsilon_r = 42.295$; $\rho = 1000$ kg/m³ ;
Phantom section: Left Section

DASY5 Configuration:

- Probe: EX3DV4 - SN7329; ConvF(10.01, 10.01, 10.01); Calibrated: 2018/9/30;
- Sensor-Surface: 1.4mm (Mechanical Surface Detection)
- Electronics: DAE4 Sn772; Calibrated: 2018/9/28
- Phantom: Twin SAM; Type: Twin SAM V5.0; Serial: 1412
- Measurement SW: DASY52, Version 52.8 (8);

Area Scan (101x61x1): Interpolated grid: dx=1.500 mm, dy=1.500 mm

Maximum value of SAR (interpolated) = 0.0529 W/kg

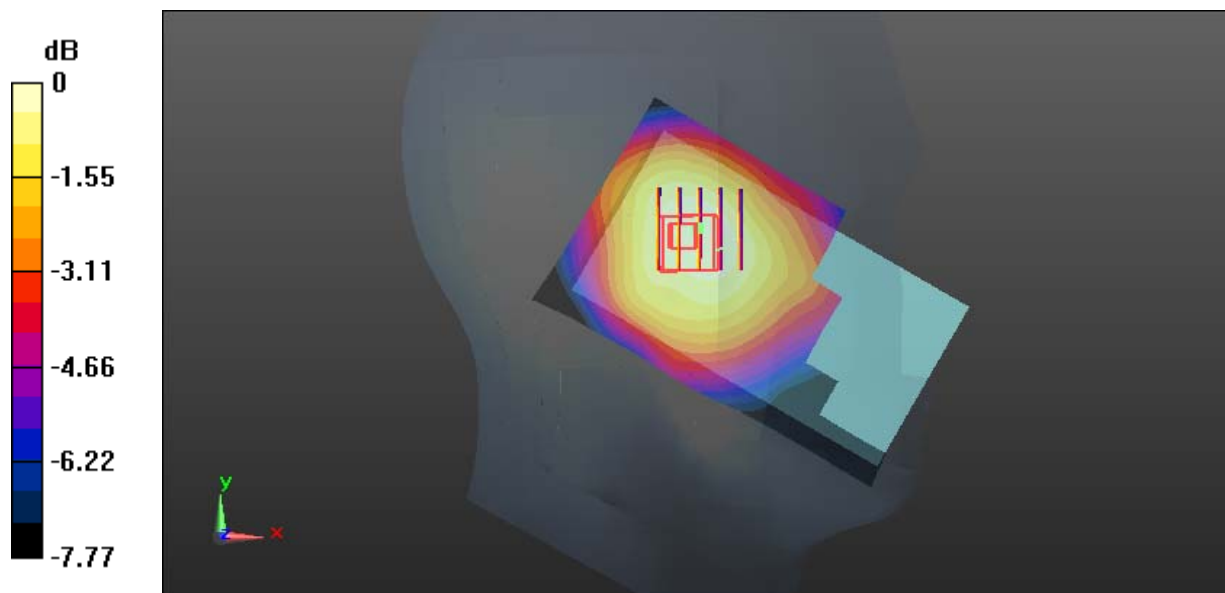
Zoom Scan (5x5x7)/Cube 0: Measurement grid: dx=8mm, dy=8mm, dz=5mm

Reference Value = 6.706 V/m; Power Drift = -0.02 dB

Peak SAR (extrapolated) = 0.0590 W/kg

SAR(1 g) = 0.045 W/kg; SAR(10 g) = 0.036 W/kg

Maximum value of SAR (measured) = 0.0524 W/kg



0 dB = 0.0524 W/kg = -12.81 dBW/kg

Test Plot 95#: LTE Band 5_Head Left Tilt_Middle_1RB**DUT: Mobile Phone; Type: Gravity 5 GO; Serial: 18121000120**

Communication System: Generic FDD-LTE; Frequency: 836.5 MHz; Duty Cycle: 1:1
Medium parameters used: $f = 836.5$ MHz; $\sigma = 0.873$ S/m; $\epsilon_r = 42.295$; $\rho = 1000$ kg/m³ ;
Phantom section: Left Section

DASY5 Configuration:

- Probe: EX3DV4 - SN7329; ConvF(10.01, 10.01, 10.01); Calibrated: 2018/9/30;
- Sensor-Surface: 1.4mm (Mechanical Surface Detection)
- Electronics: DAE4 Sn772; Calibrated: 2018/9/28
- Phantom: Twin SAM; Type: Twin SAM V5.0; Serial: 1412
- Measurement SW: DASY52, Version 52.8 (8);

Area Scan (101x61x1): Interpolated grid: dx=1.500 mm, dy=1.500 mm

Maximum value of SAR (interpolated) = 0.0466 W/kg

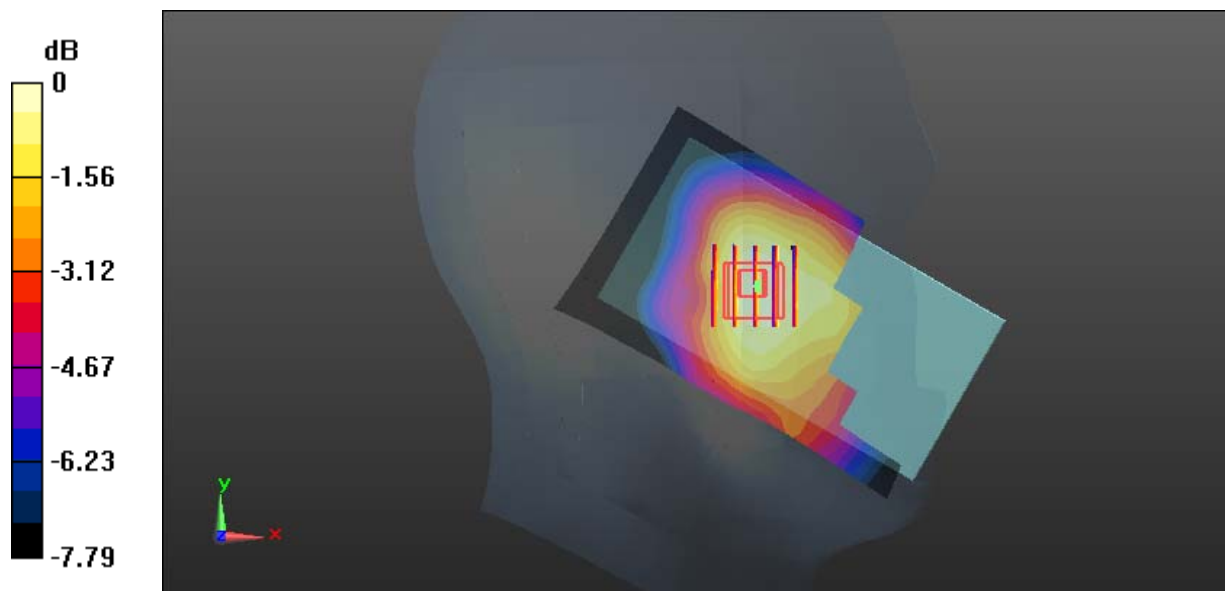
Zoom Scan (5x5x7)/Cube 0: Measurement grid: dx=8mm, dy=8mm, dz=5mm

Reference Value = 2.866 V/m; Power Drift = 0.16 dB

Peak SAR (extrapolated) = 0.0530 W/kg

SAR(1 g) = 0.040 W/kg; SAR(10 g) = 0.032 W/kg

Maximum value of SAR (measured) = 0.0470 W/kg



0 dB = 0.0470 W/kg = -13.28 dBW/kg

Test Plot 96#: LTE Band 5_Head Left Tilt_Middle_50%RB**DUT: Mobile Phone; Type: Gravity 5 GO; Serial: 18121000120**

Communication System: Generic FDD-LTE; Frequency: 836.5 MHz; Duty Cycle: 1:1
Medium parameters used: $f = 836.5$ MHz; $\sigma = 0.873$ S/m; $\epsilon_r = 42.295$; $\rho = 1000$ kg/m³ ;
Phantom section: Left Section

DASY5 Configuration:

- Probe: EX3DV4 - SN7329; ConvF(10.01, 10.01, 10.01); Calibrated: 2018/9/30;
- Sensor-Surface: 1.4mm (Mechanical Surface Detection)
- Electronics: DAE4 Sn772; Calibrated: 2018/9/28
- Phantom: Twin SAM; Type: Twin SAM V5.0; Serial: 1412
- Measurement SW: DASY52, Version 52.8 (8);

Area Scan (101x61x1): Interpolated grid: dx=1.500 mm, dy=1.500 mm

Maximum value of SAR (interpolated) = 0.0372 W/kg

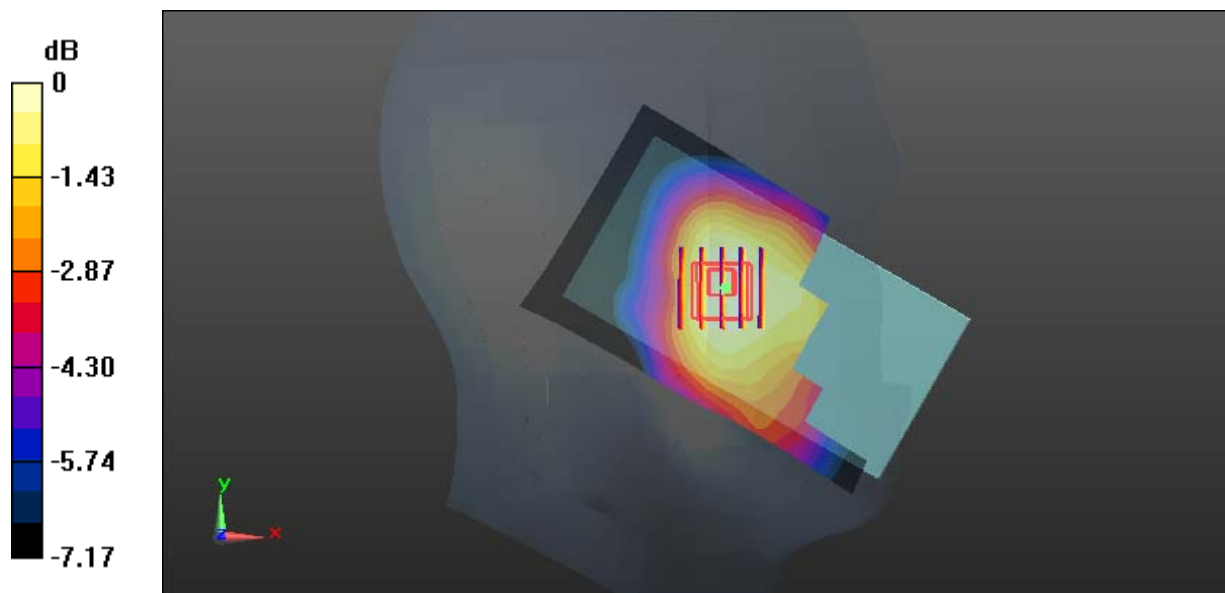
Zoom Scan (5x5x7)/Cube 0: Measurement grid: dx=8mm, dy=8mm, dz=5mm

Reference Value = 2.938 V/m; Power Drift = -0.18 dB

Peak SAR (extrapolated) = 0.0400 W/kg

SAR(1 g) = 0.030 W/kg; SAR(10 g) = 0.024 W/kg

Maximum value of SAR (measured) = 0.0359 W/kg



0 dB = 0.0359 W/kg = -14.45 dBW/kg

Test Plot 97#: LTE Band 5_Head Right Cheek_Middle_1RB**DUT: Mobile Phone; Type: Gravity 5 GO; Serial: 18121000120**

Communication System: Generic FDD-LTE; Frequency: 836.5 MHz; Duty Cycle: 1:1
Medium parameters used: $f = 836.5$ MHz; $\sigma = 0.873$ S/m; $\epsilon_r = 42.295$; $\rho = 1000$ kg/m³ ;
Phantom section: Right Section

DASY5 Configuration:

- Probe: EX3DV4 - SN7329; ConvF(10.01, 10.01, 10.01); Calibrated: 2018/9/30;
- Sensor-Surface: 1.4mm (Mechanical Surface Detection)
- Electronics: DAE4 Sn772; Calibrated: 2018/9/28
- Phantom: Twin SAM; Type: Twin SAM V5.0; Serial: 1412
- Measurement SW: DASY52, Version 52.8 (8);

Area Scan (101x61x1): Interpolated grid: dx=1.500 mm, dy=1.500 mm

Maximum value of SAR (interpolated) = 0.0704 W/kg


Zoom Scan (5x5x7)/Cube 0: Measurement grid: dx=8mm, dy=8mm, dz=5mm

Reference Value = 6.050 V/m; Power Drift = -0.02 dB

Peak SAR (extrapolated) = 0.0740 W/kg

SAR(1 g) = 0.058 W/kg; SAR(10 g) = 0.047 W/kg

Maximum value of SAR (measured) = 0.0689 W/kg



Test Plot 98#: LTE Band 5_Head Right Cheek_Middle_50%RB**DUT: Mobile Phone; Type: Gravity 5 GO; Serial: 18121000120**

Communication System: Generic FDD-LTE; Frequency: 836.5 MHz; Duty Cycle: 1:1
Medium parameters used: $f = 836.5$ MHz; $\sigma = 0.873$ S/m; $\epsilon_r = 42.295$; $\rho = 1000$ kg/m³;
Phantom section: Right Section

DASY5 Configuration:

- Probe: EX3DV4 - SN7329; ConvF(10.01, 10.01, 10.01); Calibrated: 2018/9/30;
- Sensor-Surface: 1.4mm (Mechanical Surface Detection)
- Electronics: DAE4 Sn772; Calibrated: 2018/9/28
- Phantom: Twin SAM; Type: Twin SAM V5.0; Serial: 1412
- Measurement SW: DASY52, Version 52.8 (8);

Area Scan (101x61x1): Interpolated grid: dx=1.500 mm, dy=1.500 mm

Maximum value of SAR (interpolated) = 0.0533 W/kg


Zoom Scan (5x5x7)/Cube 0: Measurement grid: dx=8mm, dy=8mm, dz=5mm

Reference Value = 5.097 V/m; Power Drift = 0.11 dB

Peak SAR (extrapolated) = 0.0560 W/kg

SAR(1 g) = 0.044 W/kg; SAR(10 g) = 0.036 W/kg

Maximum value of SAR (measured) = 0.0512 W/kg



Test Plot 99#: LTE Band 5_Head Right Tilt_Middle_1RB**DUT: Mobile Phone; Type: Gravity 5 GO; Serial: 18121000120**

Communication System: Generic FDD-LTE; Frequency: 836.5 MHz; Duty Cycle: 1:1
Medium parameters used: $f = 836.5$ MHz; $\sigma = 0.873$ S/m; $\epsilon_r = 42.295$; $\rho = 1000$ kg/m³ ;
Phantom section: Right Section

DASY5 Configuration:

- Probe: EX3DV4 - SN7329; ConvF(10.01, 10.01, 10.01); Calibrated: 2018/9/30;
- Sensor-Surface: 1.4mm (Mechanical Surface Detection)
- Electronics: DAE4 Sn772; Calibrated: 2018/9/28
- Phantom: Twin SAM; Type: Twin SAM V5.0; Serial: 1412
- Measurement SW: DASY52, Version 52.8 (8);

Area Scan (101x61x1): Interpolated grid: dx=1.500 mm, dy=1.500 mm

Maximum value of SAR (interpolated) = 0.0561 W/kg


Zoom Scan (5x5x7)/Cube 0: Measurement grid: dx=8mm, dy=8mm, dz=5mm

Reference Value = 3.075 V/m; Power Drift = -0.17 dB

Peak SAR (extrapolated) = 0.0570 W/kg

SAR(1 g) = 0.042 W/kg; SAR(10 g) = 0.034 W/kg

Maximum value of SAR (measured) = 0.0500 W/kg



Test Plot 100#: LTE Band 5_Head Right Tilt_Middle_50%RB**DUT: Mobile Phone; Type: Gravity 5 GO; Serial: 18121000120**

Communication System: Generic FDD-LTE; Frequency: 836.5 MHz; Duty Cycle: 1:1
Medium parameters used: $f = 836.5$ MHz; $\sigma = 0.873$ S/m; $\epsilon_r = 42.295$; $\rho = 1000$ kg/m³ ;
Phantom section: Right Section

DASY5 Configuration:

- Probe: EX3DV4 - SN7329; ConvF(10.01, 10.01, 10.01); Calibrated: 2018/9/30;
- Sensor-Surface: 1.4mm (Mechanical Surface Detection)
- Electronics: DAE4 Sn772; Calibrated: 2018/9/28
- Phantom: Twin SAM; Type: Twin SAM V5.0; Serial: 1412
- Measurement SW: DASY52, Version 52.8 (8);

Area Scan (101x61x1): Interpolated grid: dx=1.500 mm, dy=1.500 mm

Maximum value of SAR (interpolated) = 0.0416 W/kg


Zoom Scan (5x5x7)/Cube 0: Measurement grid: dx=8mm, dy=8mm, dz=5mm

Reference Value = 1.702 V/m; Power Drift = 0.15 dB

Peak SAR (extrapolated) = 0.0440 W/kg

SAR(1 g) = 0.033 W/kg; SAR(10 g) = 0.027 W/kg

Maximum value of SAR (measured) = 0.0395 W/kg



Test Plot 101#: LTE Band 5_Body Back_Low_1RB**DUT: Mobile Phone; Type: Gravity 5 GO; Serial: 18121000120**

Communication System: Generic FDD-LTE; Frequency: 829 MHz; Duty Cycle: 1:1
Medium parameters used: $f = 829$ MHz; $\sigma = 0.948$ S/m; $\epsilon_r = 57.291$; $\rho = 1000$ kg/m³ ;
Phantom section: Right Section

DASY5 Configuration:

- Probe: EX3DV4 - SN7329; ConvF(10.23, 10.23, 10.23); Calibrated: 2018/9/30;
- Sensor-Surface: 1.4mm (Mechanical Surface Detection)
- Electronics: DAE4 Sn772; Calibrated: 2018/9/28
- Phantom: Triple Flat Phantom 5.1C; Type: QD 000 P51 CA; Serial: 1130
- Measurement SW: DASY52, Version 52.8 (8);

Area Scan (111x61x1): Interpolated grid: dx=1.500 mm, dy=1.500 mm

Maximum value of SAR (interpolated) = 0.546 W/kg


Zoom Scan (6x6x7)/Cube 0: Measurement grid: dx=8mm, dy=8mm, dz=5mm

Reference Value = 21.84 V/m; Power Drift = -0.01 dB

Peak SAR (extrapolated) = 0.595 W/kg

SAR(1 g) = 0.431 W/kg; SAR(10 g) = 0.318 W/kg

Maximum value of SAR (measured) = 0.534 W/kg



Test Plot 102#: LTE Band 5_Body Back_Middle_1RB**DUT: Mobile Phone; Type: Gravity 5 GO; Serial: 18121000120**

Communication System: Generic FDD-LTE; Frequency: 836.5 MHz; Duty Cycle: 1:1
Medium parameters used: $f = 836.5$ MHz; $\sigma = 0.952$ S/m; $\epsilon_r = 57.271$; $\rho = 1000$ kg/m³ ;
Phantom section: Right Section

DASY5 Configuration:

- Probe: EX3DV4 - SN7329; ConvF(10.23, 10.23, 10.23); Calibrated: 2018/9/30;
- Sensor-Surface: 1.4mm (Mechanical Surface Detection)
- Electronics: DAE4 Sn772; Calibrated: 2018/9/28
- Phantom: Triple Flat Phantom 5.1C; Type: QD 000 P51 CA; Serial: 1130
- Measurement SW: DASY52, Version 52.8 (8);

Area Scan (111x61x1): Interpolated grid: dx=1.500 mm, dy=1.500 mm

Maximum value of SAR (interpolated) = 0.481 W/kg


Zoom Scan (6x6x7)/Cube 0: Measurement grid: dx=8mm, dy=8mm, dz=5mm

Reference Value = 21.60 V/m; Power Drift = -0.10 dB

Peak SAR (extrapolated) = 0.538 W/kg

SAR(1 g) = 0.399 W/kg; SAR(10 g) = 0.295 W/kg

Maximum value of SAR (measured) = 0.489 W/kg



Test Plot 103#: LTE Band 5_Body Back_High_1RB**DUT: Mobile Phone; Type: Gravity 5 GO; Serial: 18121000120**

Communication System: Generic FDD-LTE; Frequency: 844 MHz; Duty Cycle: 1:1
Medium parameters used: $f = 844$ MHz; $\sigma = 0.963$ S/m; $\epsilon_r = 57.197$; $\rho = 1000$ kg/m³ ;
Phantom section: Right Section

DASY5 Configuration:

- Probe: EX3DV4 - SN7329; ConvF(10.23, 10.23, 10.23); Calibrated: 2018/9/30;
- Sensor-Surface: 1.4mm (Mechanical Surface Detection)
- Electronics: DAE4 Sn772; Calibrated: 2018/9/28
- Phantom: Triple Flat Phantom 5.1C; Type: QD 000 P51 CA; Serial: 1130
- Measurement SW: DASY52, Version 52.8 (8);

Area Scan (111x61x1): Interpolated grid: dx=1.500 mm, dy=1.500 mm

Maximum value of SAR (interpolated) = 0.582 W/kg

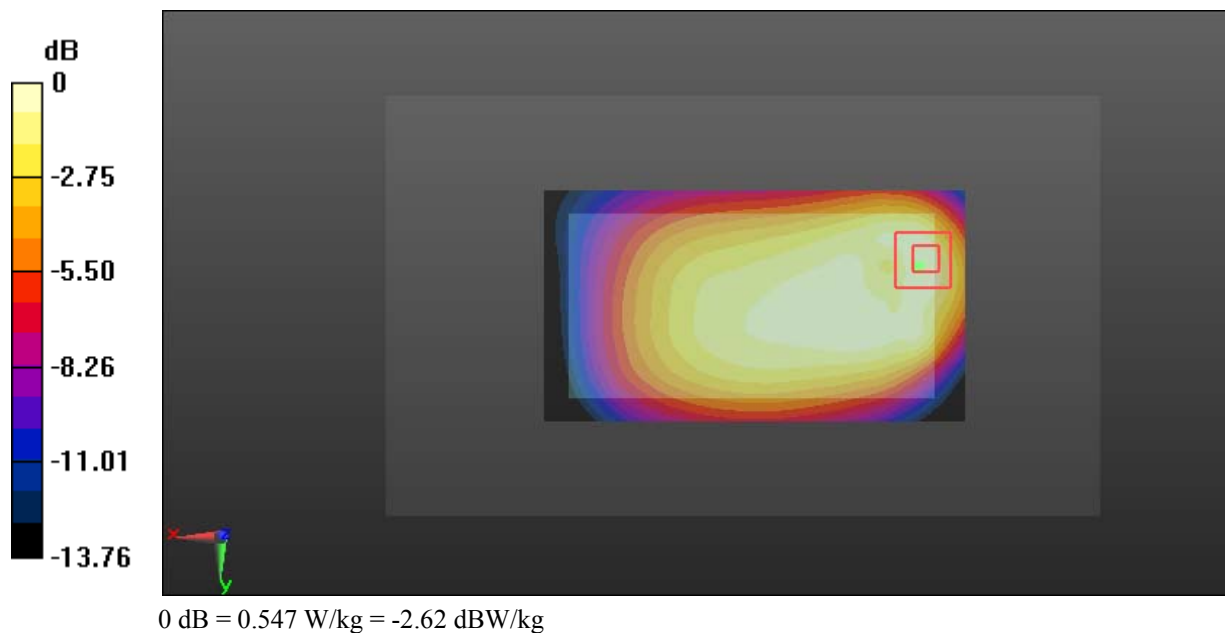
Zoom Scan (5x5x7)/Cube 0: Measurement grid: dx=8mm, dy=8mm, dz=5mm

Reference Value = 21.95 V/m; Power Drift = -0.07 dB

Peak SAR (extrapolated) = 0.681 W/kg

SAR(1 g) = 0.362 W/kg; SAR(10 g) = 0.204 W/kg

Maximum value of SAR (measured) = 0.547 W/kg



Test Plot 104#: LTE Band 5_Body Back_Middle_50%RB**DUT: Mobile Phone; Type: Gravity 5 GO; Serial: 18121000120**

Communication System: Generic FDD-LTE; Frequency: 836.5 MHz; Duty Cycle: 1:1
Medium parameters used: $f = 836.5$ MHz; $\sigma = 0.952$ S/m; $\epsilon_r = 57.271$; $\rho = 1000$ kg/m³ ;
Phantom section: Right Section

DASY5 Configuration:

- Probe: EX3DV4 - SN7329; ConvF(10.23, 10.23, 10.23); Calibrated: 2018/9/30;
- Sensor-Surface: 1.4mm (Mechanical Surface Detection)
- Electronics: DAE4 Sn772; Calibrated: 2018/9/28
- Phantom: Triple Flat Phantom 5.1C; Type: QD 000 P51 CA; Serial: 1130
- Measurement SW: DASY52, Version 52.8 (8);

Area Scan (111x61x1): Interpolated grid: dx=1.500 mm, dy=1.500 mm

Maximum value of SAR (interpolated) = 0.373 W/kg

Zoom Scan (5x5x7)/Cube 0: Measurement grid: dx=8mm, dy=8mm, dz=5mm

Reference Value = 18.79 V/m; Power Drift = -0.04 dB

Peak SAR (extrapolated) = 0.457 W/kg

SAR(1 g) = 0.236 W/kg; SAR(10 g) = 0.133 W/kg

Maximum value of SAR (measured) = 0.366 W/kg



Test Plot 105#: LTE Band 5_Body Left_Middle_1RB**DUT: Mobile Phone; Type: Gravity 5 GO; Serial: 18121000120**

Communication System: Generic FDD-LTE; Frequency: 836.5 MHz; Duty Cycle: 1:1
Medium parameters used: $f = 836.5$ MHz; $\sigma = 0.952$ S/m; $\epsilon_r = 57.271$; $\rho = 1000$ kg/m³ ;
Phantom section: Right Section

DASY5 Configuration:

- Probe: EX3DV4 - SN7329; ConvF(10.23, 10.23, 10.23); Calibrated: 2018/9/30;
- Sensor-Surface: 1.4mm (Mechanical Surface Detection)
- Electronics: DAE4 Sn772; Calibrated: 2018/9/28
- Phantom: Triple Flat Phantom 5.1C; Type: QD 000 P51 CA; Serial: 1130
- Measurement SW: DASY52, Version 52.8 (8);

Area Scan (111x41x1): Interpolated grid: $dx=1.500$ mm, $dy=1.500$ mm

Maximum value of SAR (interpolated) = 0.267 W/kg


Zoom Scan (5x5x7)/Cube 0: Measurement grid: $dx=8$ mm, $dy=8$ mm, $dz=5$ mm

Reference Value = 16.90 V/m; Power Drift = -0.06 dB

Peak SAR (extrapolated) = 0.307 W/kg

SAR(1 g) = 0.202 W/kg; SAR(10 g) = 0.137 W/kg

Maximum value of SAR (measured) = 0.270 W/kg



Test Plot 106#: LTE Band 5_Body Left_Middle_50%RB**DUT: Mobile Phone; Type: Gravity 5 GO; Serial: 18121000120**

Communication System: Generic FDD-LTE; Frequency: 836.5 MHz; Duty Cycle: 1:1
Medium parameters used: $f = 836.5$ MHz; $\sigma = 0.952$ S/m; $\epsilon_r = 57.271$; $\rho = 1000$ kg/m³ ;
Phantom section: Right Section

DASY5 Configuration:

- Probe: EX3DV4 - SN7329; ConvF(10.23, 10.23, 10.23); Calibrated: 2018/9/30;
- Sensor-Surface: 1.4mm (Mechanical Surface Detection)
- Electronics: DAE4 Sn772; Calibrated: 2018/9/28
- Phantom: Triple Flat Phantom 5.1C; Type: QD 000 P51 CA; Serial: 1130
- Measurement SW: DASY52, Version 52.8 (8);

Area Scan (111x41x1): Interpolated grid: dx=1.500 mm, dy=1.500 mm

Maximum value of SAR (interpolated) = 0.195 W/kg

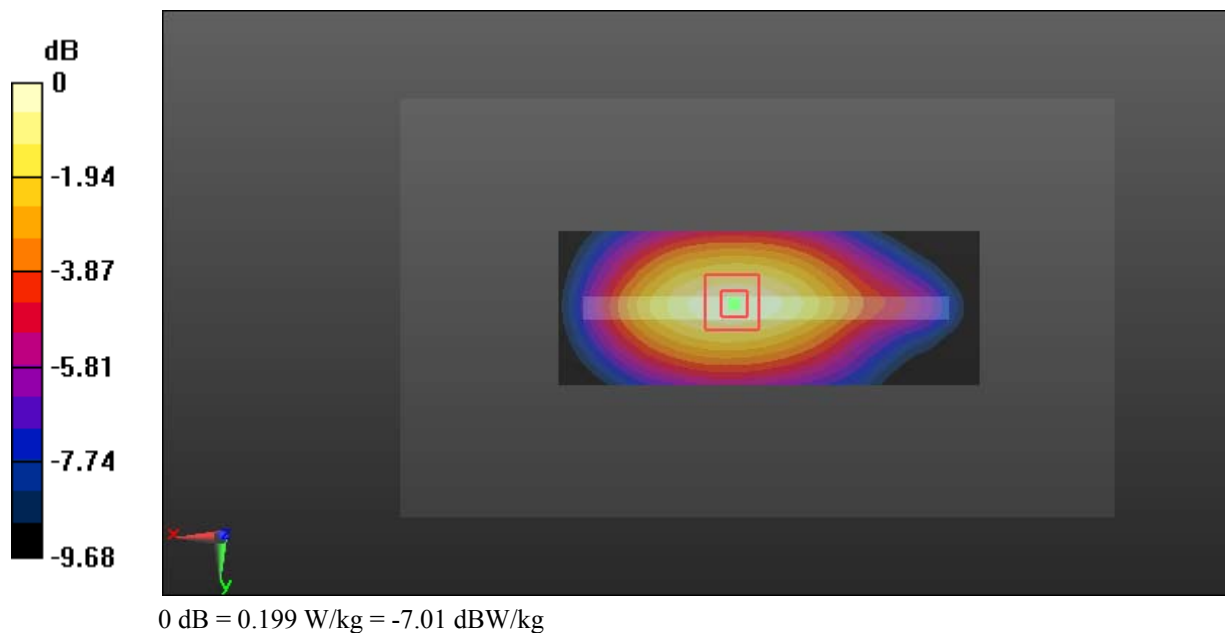
Zoom Scan (5x5x7)/Cube 0: Measurement grid: dx=8mm, dy=8mm, dz=5mm

Reference Value = 14.47 V/m; Power Drift = -0.09 dB

Peak SAR (extrapolated) = 0.225 W/kg

SAR(1 g) = 0.149 W/kg; SAR(10 g) = 0.101 W/kg

Maximum value of SAR (measured) = 0.199 W/kg



Test Plot 107#: LTE Band 5_Body Right_Middle_1RB**DUT: Mobile Phone; Type: Gravity 5 GO; Serial: 18121000120**

Communication System: Generic FDD-LTE; Frequency: 836.5 MHz; Duty Cycle: 1:1
Medium parameters used: $f = 836.5$ MHz; $\sigma = 0.952$ S/m; $\epsilon_r = 57.271$; $\rho = 1000$ kg/m³ ;
Phantom section: Right Section

DASY5 Configuration:

- Probe: EX3DV4 - SN7329; ConvF(10.23, 10.23, 10.23); Calibrated: 2018/9/30;
- Sensor-Surface: 1.4mm (Mechanical Surface Detection)
- Electronics: DAE4 Sn772; Calibrated: 2018/9/28
- Phantom: Triple Flat Phantom 5.1C; Type: QD 000 P51 CA; Serial: 1130
- Measurement SW: DASY52, Version 52.8 (8);

Area Scan (111x41x1): Interpolated grid: dx=1.500 mm, dy=1.500 mm

Maximum value of SAR (interpolated) = 0.464 W/kg


Zoom Scan (5x5x7)/Cube 0: Measurement grid: dx=8mm, dy=8mm, dz=5mm

Reference Value = 22.46 V/m; Power Drift = 0.03 dB

Peak SAR (extrapolated) = 0.502 W/kg

SAR(1 g) = 0.338 W/kg; SAR(10 g) = 0.234 W/kg

Maximum value of SAR (measured) = 0.443 W/kg



Test Plot 108#: LTE Band 5_Body Right_Middle_50%RB**DUT: Mobile Phone; Type: Gravity 5 GO; Serial: 18121000120**

Communication System: Generic FDD-LTE; Frequency: 836.5 MHz; Duty Cycle: 1:1
Medium parameters used: $f = 836.5$ MHz; $\sigma = 0.952$ S/m; $\epsilon_r = 57.271$; $\rho = 1000$ kg/m³ ;
Phantom section: Right Section

DASY5 Configuration:

- Probe: EX3DV4 - SN7329; ConvF(10.23, 10.23, 10.23); Calibrated: 2018/9/30;
- Sensor-Surface: 1.4mm (Mechanical Surface Detection)
- Electronics: DAE4 Sn772; Calibrated: 2018/9/28
- Phantom: Triple Flat Phantom 5.1C; Type: QD 000 P51 CA; Serial: 1130
- Measurement SW: DASY52, Version 52.8 (8);

Area Scan (111x41x1): Interpolated grid: dx=1.500 mm, dy=1.500 mm

Maximum value of SAR (interpolated) = 0.353 W/kg


Zoom Scan (5x5x7)/Cube 0: Measurement grid: dx=8mm, dy=8mm, dz=5mm

Reference Value = 19.73 V/m; Power Drift = -0.04 dB

Peak SAR (extrapolated) = 0.389 W/kg

SAR(1 g) = 0.262 W/kg; SAR(10 g) = 0.180 W/kg

Maximum value of SAR (measured) = 0.344 W/kg



Test Plot 109#: LTE Band 5_Body Bottom_Middle_1RB**DUT: Mobile Phone; Type: Gravity 5 GO; Serial: 18121000120**

Communication System: Generic FDD-LTE; Frequency: 836.5 MHz; Duty Cycle: 1:1
Medium parameters used: $f = 836.5$ MHz; $\sigma = 0.952$ S/m; $\epsilon_r = 57.271$; $\rho = 1000$ kg/m³ ;
Phantom section: Right Section

DASY5 Configuration:

- Probe: EX3DV4 - SN7329; ConvF(10.23, 10.23, 10.23); Calibrated: 2018/9/30;
- Sensor-Surface: 1.4mm (Mechanical Surface Detection)
- Electronics: DAE4 Sn772; Calibrated: 2018/9/28
- Phantom: Triple Flat Phantom 5.1C; Type: QD 000 P51 CA; Serial: 1130
- Measurement SW: DASY52, Version 52.8 (8);

Area Scan (41x61x1): Interpolated grid: dx=1.500 mm, dy=1.500 mm

Maximum value of SAR (interpolated) = 0.244 W/kg

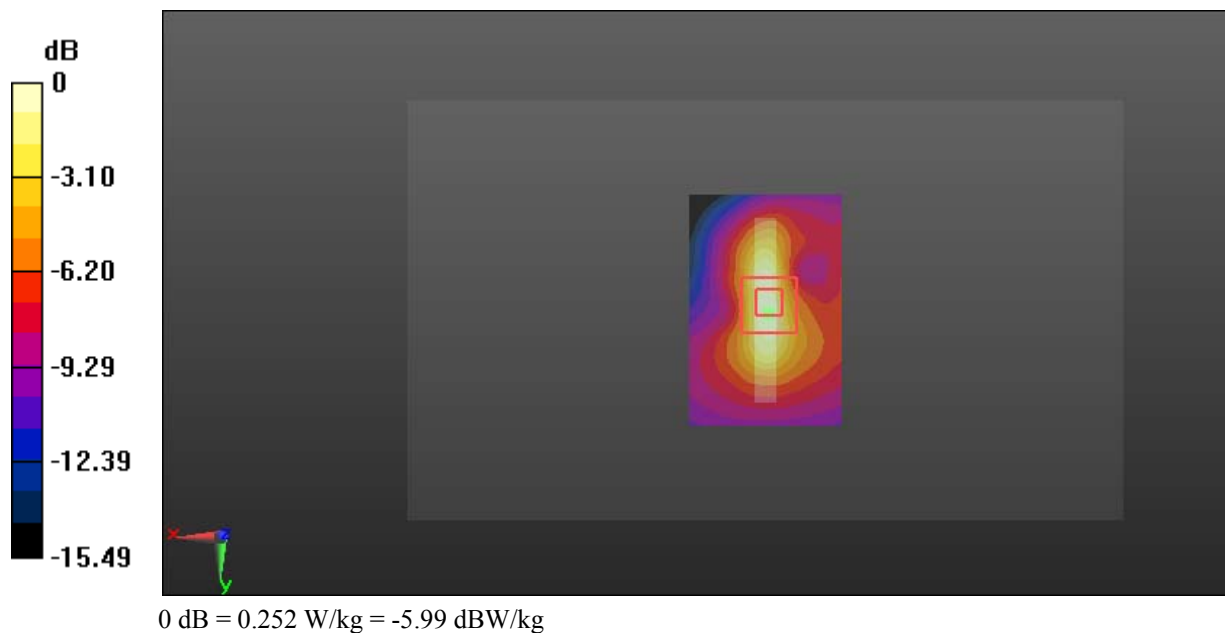
Zoom Scan (5x5x7)/Cube 0: Measurement grid: dx=8mm, dy=8mm, dz=5mm

Reference Value = 16.43 V/m; Power Drift = 0.03 dB

Peak SAR (extrapolated) = 0.317 W/kg

SAR(1 g) = 0.159 W/kg; SAR(10 g) = 0.085 W/kg

Maximum value of SAR (measured) = 0.252 W/kg



Test Plot 110#: LTE Band 5_Body Bottom_Middle_50%RB**DUT: Mobile Phone; Type: Gravity 5 GO; Serial: 18121000120**

Communication System: Generic FDD-LTE; Frequency: 836.5 MHz; Duty Cycle: 1:1
Medium parameters used: $f = 836.5$ MHz; $\sigma = 0.952$ S/m; $\epsilon_r = 57.271$; $\rho = 1000$ kg/m³ ;
Phantom section: Right Section

DASY5 Configuration:

- Probe: EX3DV4 - SN7329; ConvF(10.23, 10.23, 10.23); Calibrated: 2018/9/30;
- Sensor-Surface: 1.4mm (Mechanical Surface Detection)
- Electronics: DAE4 Sn772; Calibrated: 2018/9/28
- Phantom: Triple Flat Phantom 5.1C; Type: QD 000 P51 CA; Serial: 1130
- Measurement SW: DASY52, Version 52.8 (8);

Area Scan (41x61x1): Interpolated grid: dx=1.500 mm, dy=1.500 mm

Maximum value of SAR (interpolated) = 0.189 W/kg

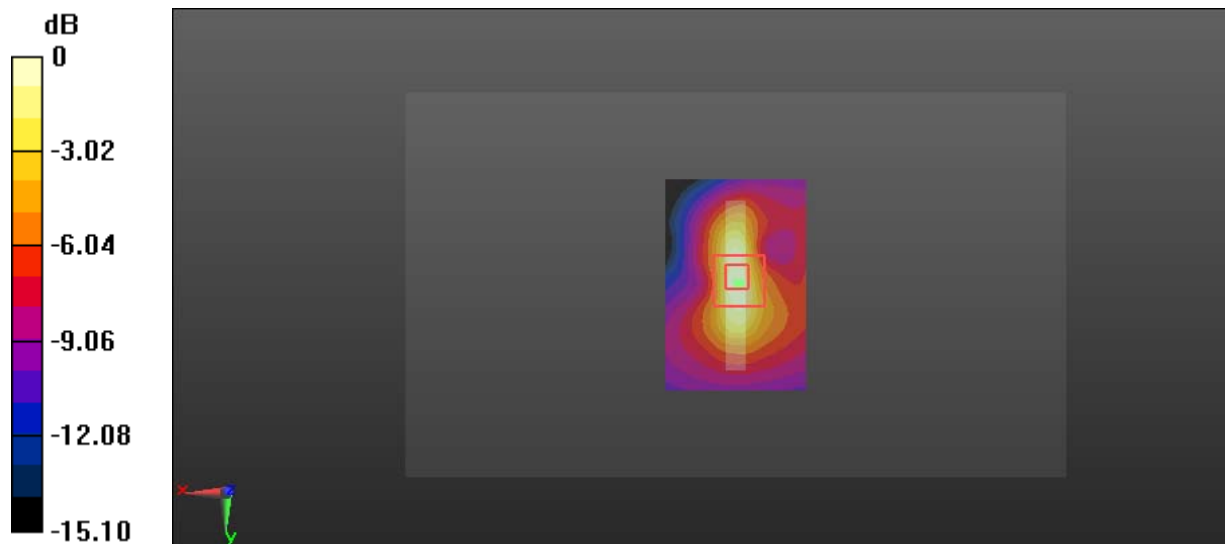
Zoom Scan (5x5x7)/Cube 0: Measurement grid: dx=8mm, dy=8mm, dz=5mm

Reference Value = 14.49 V/m; Power Drift = 0.13 dB

Peak SAR (extrapolated) = 0.241 W/kg

SAR(1 g) = 0.123 W/kg; SAR(10 g) = 0.065 W/kg

Maximum value of SAR (measured) = 0.193 W/kg



0 dB = 0.193 W/kg = -7.14 dBW/kg

Test Plot 111#: LTE Band 7_Head Left Cheek_Low_1RB**DUT: Mobile Phone; Type: Gravity 5 GO; Serial: 18121000120**

Communication System: Generic FDD-LTE; Frequency: 2510 MHz; Duty Cycle: 1:1
Medium parameters used: $f = 2510$ MHz; $\sigma = 1.832$ S/m; $\epsilon_r = 40.081$; $\rho = 1000$ kg/m³ ;
Phantom section: Left Section

DASY5 Configuration:

- Probe: EX3DV4 - SN7329; ConvF(7.62, 7.62, 7.62); Calibrated: 2018/9/30;
- Sensor-Surface: 1.4mm (Mechanical Surface Detection)
- Electronics: DAE4 Sn772; Calibrated: 2018/9/28
- Phantom: Twin SAM; Type: Twin SAM V5.0; Serial: 1412
- Measurement SW: DASY52, Version 52.8 (8);

Area Scan (131x71x1): Interpolated grid: dx=1.200 mm, dy=1.200 mm

Maximum value of SAR (interpolated) = 0.969 W/kg


Zoom Scan (5x6x7)/Cube 0: Measurement grid: dx=8mm, dy=8mm, dz=5mm

Reference Value = 6.915 V/m; Power Drift = -0.11 dB

Peak SAR (extrapolated) = 1.16 W/kg

SAR(1 g) = 0.659 W/kg; SAR(10 g) = 0.371 W/kg

Maximum value of SAR (measured) = 0.921 W/kg



0 dB = 0.921 W/kg = -0.36 dBW/kg

Test Plot 112#: LTE Band 7_Head Left Cheek_Middle_1RB**DUT: Mobile Phone; Type: Gravity 5 GO; Serial: 18121000120**

Communication System: Generic FDD-LTE; Frequency: 2535 MHz; Duty Cycle: 1:1
Medium parameters used: $f = 2535$ MHz; $\sigma = 1.895$ S/m; $\epsilon_r = 38.993$; $\rho = 1000$ kg/m³ ;
Phantom section: Left Section

DASY5 Configuration:

- Probe: EX3DV4 - SN7329; ConvF(7.62, 7.62, 7.62); Calibrated: 2018/9/30;
- Sensor-Surface: 1.4mm (Mechanical Surface Detection)
- Electronics: DAE4 Sn772; Calibrated: 2018/9/28
- Phantom: Twin SAM; Type: Twin SAM V5.0; Serial: 1412
- Measurement SW: DASY52, Version 52.8 (8);

Area Scan (131x71x1): Interpolated grid: dx=1.200 mm, dy=1.200 mm

Maximum value of SAR (interpolated) = 0.848 W/kg

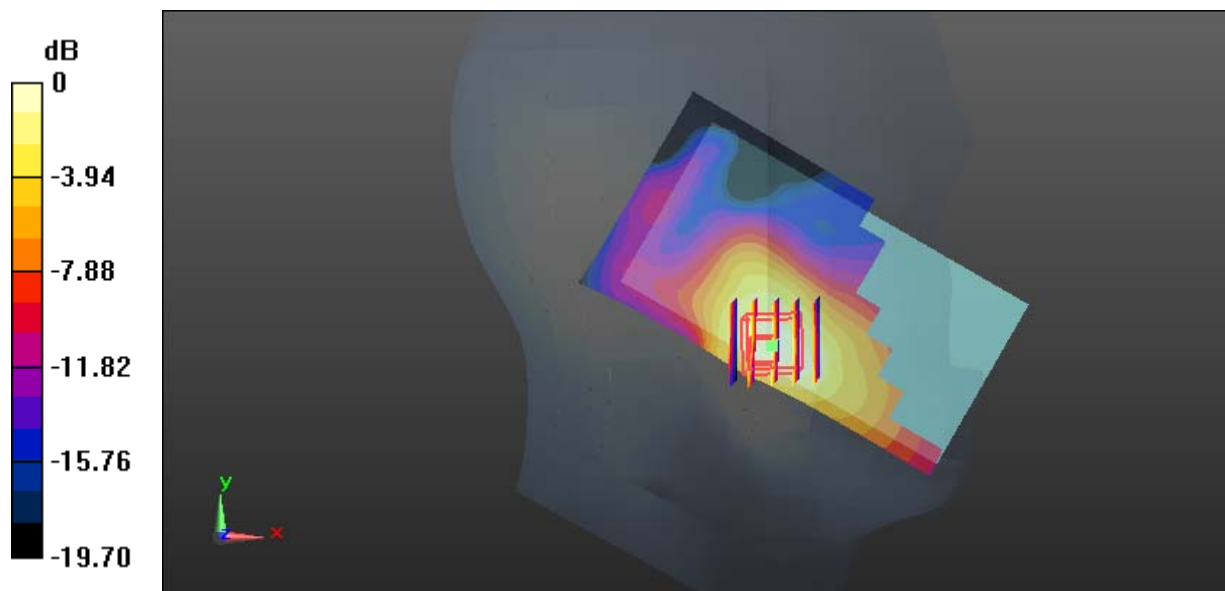
Zoom Scan (5x5x7)/Cube 0: Measurement grid: dx=8mm, dy=8mm, dz=5mm

Reference Value = 4.776 V/m; Power Drift = 0.01 dB

Peak SAR (extrapolated) = 0.955 W/kg

SAR(1 g) = 0.674 W/kg; SAR(10 g) = 0.371 W/kg

Maximum value of SAR (measured) = 0.852 W/kg



0 dB = 0.852 W/kg = -0.70 dBW/kg

Test Plot 113#: LTE Band 7_Head Left Cheek_High_1RB**DUT: Mobile Phone; Type: Gravity 5 GO; Serial: 18121000120**

Communication System: Generic FDD-LTE; Frequency: 2560 MHz; Duty Cycle: 1:1
Medium parameters used: $f = 2560$ MHz; $\sigma = 1.924$ S/m; $\epsilon_r = 38.88$; $\rho = 1000$ kg/m³ ;
Phantom section: Left Section

DASY5 Configuration:

- Probe: EX3DV4 - SN7329; ConvF(7.38, 7.38, 7.38); Calibrated: 2018/9/30;
- Sensor-Surface: 1.4mm (Mechanical Surface Detection)
- Electronics: DAE4 Sn772; Calibrated: 2018/9/28
- Phantom: Twin SAM; Type: Twin SAM V5.0; Serial: 1412
- Measurement SW: DASY52, Version 52.8 (8);

Area Scan (131x71x1): Interpolated grid: dx=1.200 mm, dy=1.200 mm

Maximum value of SAR (interpolated) = 0.744 W/kg


Zoom Scan (5x5x7)/Cube 0: Measurement grid: dx=8mm, dy=8mm, dz=5mm

Reference Value = 5.101 V/m; Power Drift = 0.15 dB

Peak SAR (extrapolated) = 0.986 W/kg

SAR(1 g) = 0.527 W/kg; SAR(10 g) = 0.285 W/kg

Maximum value of SAR (measured) = 0.769 W/kg



0 dB = 0.769 W/kg = -1.14 dBW/kg

Test Plot 114#: LTE Band 7_Head Left Cheek_Middle_50%RB**DUT: Mobile Phone; Type: Gravity 5 GO; Serial: 18121000120**

Communication System: Generic FDD-LTE; Frequency: 2535 MHz; Duty Cycle: 1:1
Medium parameters used: $f = 2535$ MHz; $\sigma = 1.895$ S/m; $\epsilon_r = 38.993$; $\rho = 1000$ kg/m³ ;
Phantom section: Left Section

DASY5 Configuration:

- Probe: EX3DV4 - SN7329; ConvF(7.62, 7.62, 7.62); Calibrated: 2018/9/30;
- Sensor-Surface: 1.4mm (Mechanical Surface Detection)
- Electronics: DAE4 Sn772; Calibrated: 2018/9/28
- Phantom: Twin SAM; Type: Twin SAM V5.0; Serial: 1412
- Measurement SW: DASY52, Version 52.8 (8);

Area Scan (131x71x1): Interpolated grid: dx=1.200 mm, dy=1.200 mm

Maximum value of SAR (interpolated) = 0.660 W/kg


Zoom Scan (5x5x7)/Cube 0: Measurement grid: dx=8mm, dy=8mm, dz=5mm

Reference Value = 5.424 V/m; Power Drift = -0.12 dB

Peak SAR (extrapolated) = 0.722 W/kg

SAR(1 g) = 0.433 W/kg; SAR(10 g) = 0.253 W/kg

Maximum value of SAR (measured) = 0.627 W/kg



0 dB = 0.627 W/kg = -2.03 dBW/kg

Test Plot 115#: LTE Band 7_Head Left Tilt_Middle_1RB**DUT: Mobile Phone; Type: Gravity 5 GO; Serial: 18121000120**

Communication System: Generic FDD-LTE; Frequency: 2535 MHz; Duty Cycle: 1:1
Medium parameters used: $f = 2535$ MHz; $\sigma = 1.895$ S/m; $\epsilon_r = 38.993$; $\rho = 1000$ kg/m³ ;
Phantom section: Left Section

DASY5 Configuration:

- Probe: EX3DV4 - SN7329; ConvF(7.62, 7.62, 7.62); Calibrated: 2018/9/30;
- Sensor-Surface: 1.4mm (Mechanical Surface Detection)
- Electronics: DAE4 Sn772; Calibrated: 2018/9/28
- Phantom: Twin SAM; Type: Twin SAM V5.0; Serial: 1412
- Measurement SW: DASY52, Version 52.8 (8);

Area Scan (131x71x1): Interpolated grid: dx=1.200 mm, dy=1.200 mm

Maximum value of SAR (interpolated) = 0.222 W/kg


Zoom Scan (5x5x7)/Cube 0: Measurement grid: dx=8mm, dy=8mm, dz=5mm

Reference Value = 7.852 V/m; Power Drift = -0.10 dB

Peak SAR (extrapolated) = 0.260 W/kg

SAR(1 g) = 0.150 W/kg; SAR(10 g) = 0.085 W/kg

Maximum value of SAR (measured) = 0.216 W/kg



0 dB = 0.216 W/kg = -6.66 dBW/kg

Test Plot 116#: LTE Band 7_Head Left Tilt_Middle_50%RB**DUT: Mobile Phone; Type: Gravity 5 GO; Serial: 18121000120**

Communication System: Generic FDD-LTE; Frequency: 2535 MHz; Duty Cycle: 1:1
Medium parameters used: $f = 2535$ MHz; $\sigma = 1.895$ S/m; $\epsilon_r = 38.993$; $\rho = 1000$ kg/m³ ;
Phantom section: Left Section

DASY5 Configuration:

- Probe: EX3DV4 - SN7329; ConvF(7.62, 7.62, 7.62); Calibrated: 2018/9/30;
- Sensor-Surface: 1.4mm (Mechanical Surface Detection)
- Electronics: DAE4 Sn772; Calibrated: 2018/9/28
- Phantom: Twin SAM; Type: Twin SAM V5.0; Serial: 1412
- Measurement SW: DASY52, Version 52.8 (8);

Area Scan (131x71x1): Interpolated grid: dx=1.200 mm, dy=1.200 mm

Maximum value of SAR (interpolated) = 0.163 W/kg


Zoom Scan (5x5x7)/Cube 0: Measurement grid: dx=8mm, dy=8mm, dz=5mm

Reference Value = 5.668 V/m; Power Drift = 0.12 dB

Peak SAR (extrapolated) = 0.190 W/kg

SAR(1 g) = 0.108 W/kg; SAR(10 g) = 0.061 W/kg

Maximum value of SAR (measured) = 0.159 W/kg



Test Plot 117#: LTE Band 7_Head Right Cheek_Middle_1RB**DUT: Mobile Phone; Type: Gravity 5 GO; Serial: 18121000120**

Communication System: Generic FDD-LTE; Frequency: 2535 MHz; Duty Cycle: 1:1
Medium parameters used: $f = 2535$ MHz; $\sigma = 1.895$ S/m; $\epsilon_r = 38.993$; $\rho = 1000$ kg/m³ ;
Phantom section: Right Section

DASY5 Configuration:

- Probe: EX3DV4 - SN7329; ConvF(7.62, 7.62, 7.62); Calibrated: 2018/9/30;
- Sensor-Surface: 1.4mm (Mechanical Surface Detection)
- Electronics: DAE4 Sn772; Calibrated: 2018/9/28
- Phantom: Twin SAM; Type: Twin SAM V5.0; Serial: 1412
- Measurement SW: DASY52, Version 52.8 (8);

Area Scan (131x71x1): Interpolated grid: dx=1.200 mm, dy=1.200 mm

Maximum value of SAR (interpolated) = 0.292 W/kg

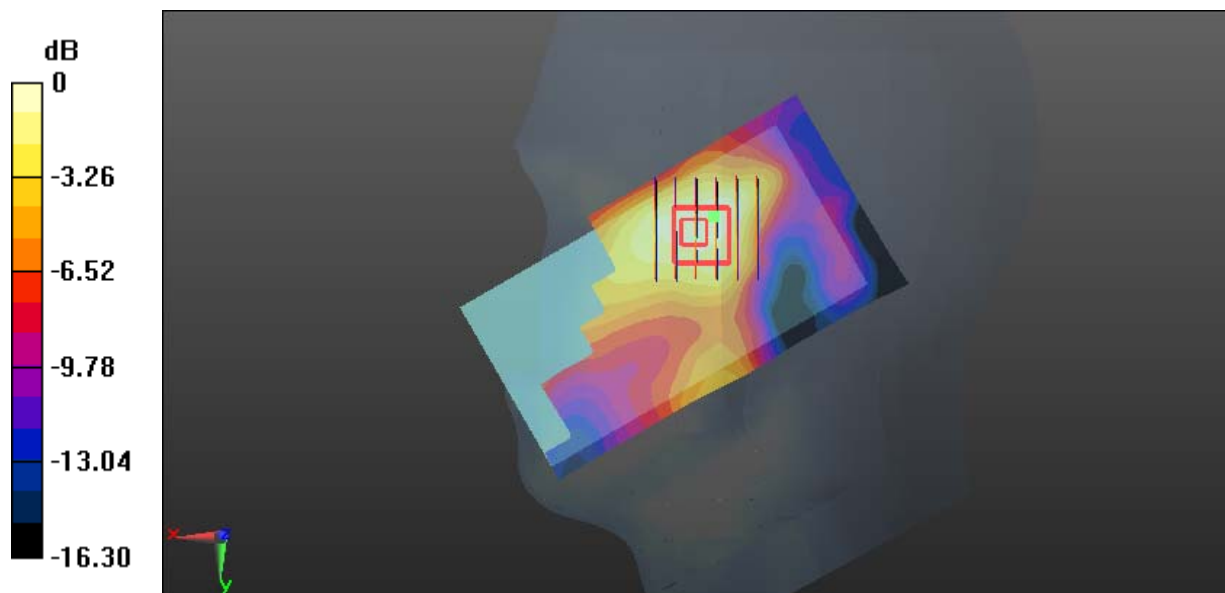
Zoom Scan (6x6x7)/Cube 0: Measurement grid: dx=8mm, dy=8mm, dz=5mm

Reference Value = 4.636 V/m; Power Drift = 0.14 dB

Peak SAR (extrapolated) = 0.357 W/kg

SAR(1 g) = 0.200 W/kg; SAR(10 g) = 0.114 W/kg

Maximum value of SAR (measured) = 0.297 W/kg



Test Plot 118#: LTE Band 7_Head Right Cheek_Middle_50%RB**DUT: Mobile Phone; Type: Gravity 5 GO; Serial: 18121000120**

Communication System: Generic FDD-LTE; Frequency: 2535 MHz; Duty Cycle: 1:1
Medium parameters used: $f = 2535$ MHz; $\sigma = 1.895$ S/m; $\epsilon_r = 38.993$; $\rho = 1000$ kg/m³ ;
Phantom section: Right Section

DASY5 Configuration:

- Probe: EX3DV4 - SN7329; ConvF(7.62, 7.62, 7.62); Calibrated: 2018/9/30;
- Sensor-Surface: 1.4mm (Mechanical Surface Detection)
- Electronics: DAE4 Sn772; Calibrated: 2018/9/28
- Phantom: Twin SAM; Type: Twin SAM V5.0; Serial: 1412
- Measurement SW: DASY52, Version 52.8 (8);

Area Scan (131x71x1): Interpolated grid: $dx=1.200$ mm, $dy=1.200$ mm

Maximum value of SAR (interpolated) = 0.215 W/kg


Zoom Scan (6x6x7)/Cube 0: Measurement grid: $dx=8$ mm, $dy=8$ mm, $dz=5$ mm

Reference Value = 3.839 V/m; Power Drift = 0.11 dB

Peak SAR (extrapolated) = 0.245 W/kg

SAR(1 g) = 0.140 W/kg; SAR(10 g) = 0.083 W/kg

Maximum value of SAR (measured) = 0.193 W/kg



0 dB = 0.193 W/kg = -7.14 dBW/kg

Test Plot 119#: LTE Band 7_Head Right Tilt_Middle_1RB**DUT: Mobile Phone; Type: Gravity 5 GO; Serial: 18121000120**

Communication System: Generic FDD-LTE; Frequency: 2535 MHz; Duty Cycle: 1:1
Medium parameters used: $f = 2535$ MHz; $\sigma = 1.895$ S/m; $\epsilon_r = 38.993$; $\rho = 1000$ kg/m³ ;
Phantom section: Right Section

DASY5 Configuration:

- Probe: EX3DV4 - SN7329; ConvF(7.62, 7.62, 7.62); Calibrated: 2018/9/30;
- Sensor-Surface: 1.4mm (Mechanical Surface Detection)
- Electronics: DAE4 Sn772; Calibrated: 2018/9/28
- Phantom: Twin SAM; Type: Twin SAM V5.0; Serial: 1412
- Measurement SW: DASY52, Version 52.8 (8);

Area Scan (131x71x1): Interpolated grid: dx=1.200 mm, dy=1.200 mm

Maximum value of SAR (interpolated) = 0.260 W/kg

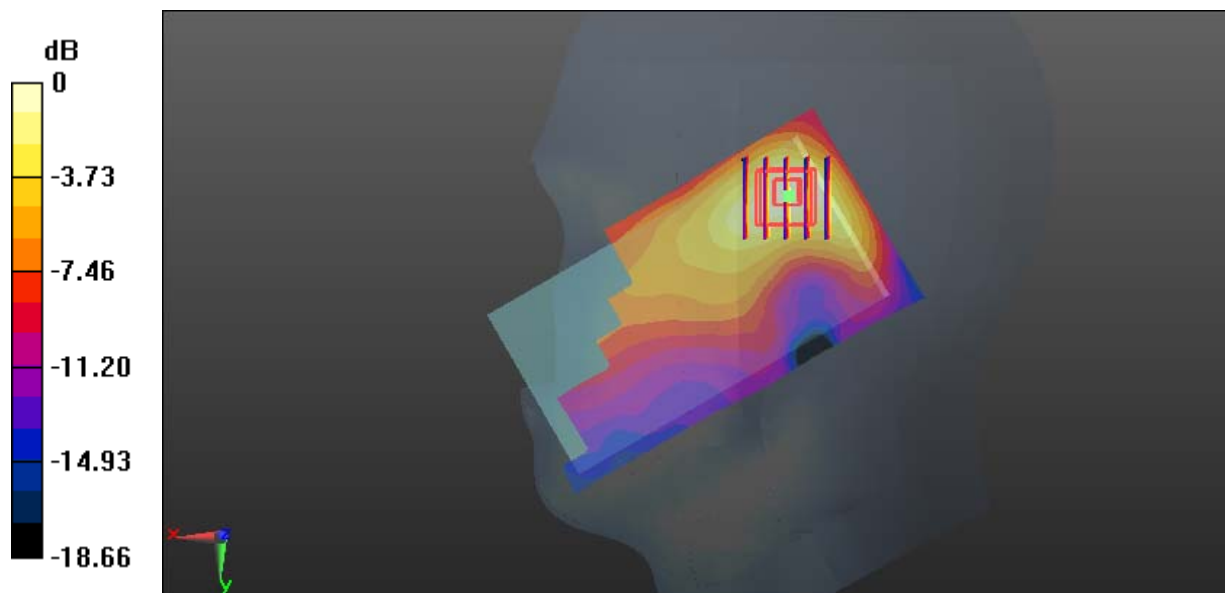
Zoom Scan (5x5x7)/Cube 0: Measurement grid: dx=8mm, dy=8mm, dz=5mm

Reference Value = 8.660 V/m; Power Drift = 0.01 dB

Peak SAR (extrapolated) = 0.313 W/kg

SAR(1 g) = 0.167 W/kg; SAR(10 g) = 0.090 W/kg

Maximum value of SAR (measured) = 0.239 W/kg



0 dB = 0.239 W/kg = -6.22 dBW/kg

Test Plot 120#: LTE Band 7_Head Right Tilt_Middle_50%RB**DUT: Mobile Phone; Type: Gravity 5 GO; Serial: 18121000120**

Communication System: Generic FDD-LTE; Frequency: 2535 MHz; Duty Cycle: 1:1
Medium parameters used: $f = 2535$ MHz; $\sigma = 1.895$ S/m; $\epsilon_r = 38.993$; $\rho = 1000$ kg/m³ ;
Phantom section: Right Section

DASY5 Configuration:

- Probe: EX3DV4 - SN7329; ConvF(7.62, 7.62, 7.62); Calibrated: 2018/9/30;
- Sensor-Surface: 1.4mm (Mechanical Surface Detection)
- Electronics: DAE4 Sn772; Calibrated: 2018/9/28
- Phantom: Twin SAM; Type: Twin SAM V5.0; Serial: 1412
- Measurement SW: DASY52, Version 52.8 (8);

Area Scan (131x71x1): Interpolated grid: $dx=1.200$ mm, $dy=1.200$ mm

Maximum value of SAR (interpolated) = 0.202 W/kg

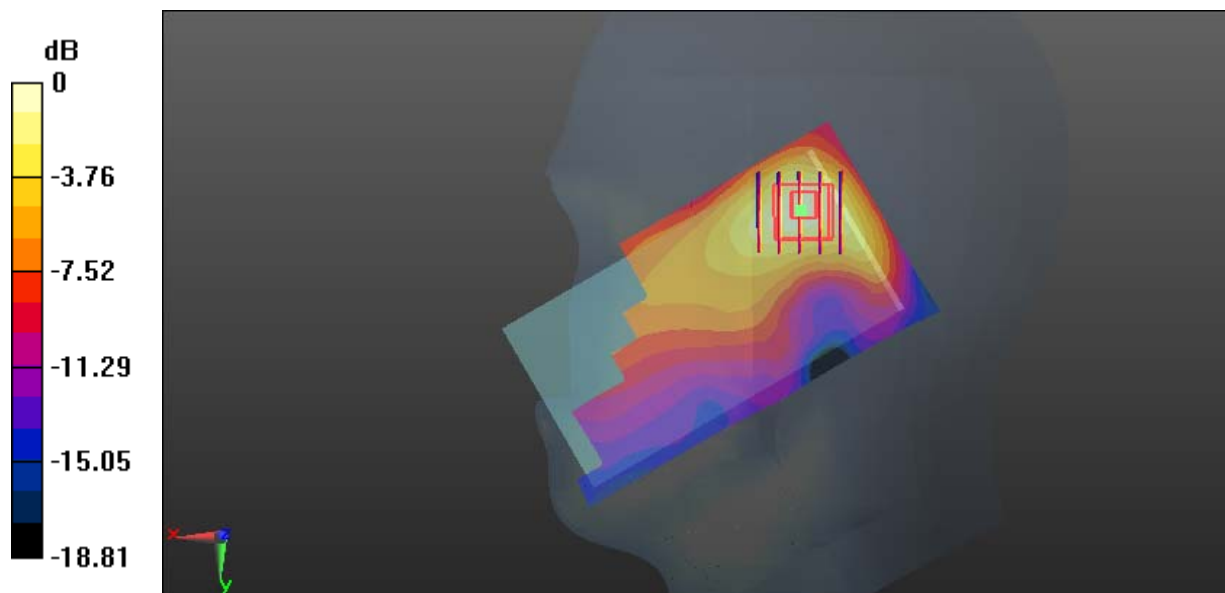
Zoom Scan (5x5x7)/Cube 0: Measurement grid: $dx=8$ mm, $dy=8$ mm, $dz=5$ mm

Reference Value = 7.642 V/m; Power Drift = 0.13 dB

Peak SAR (extrapolated) = 0.246 W/kg

SAR(1 g) = 0.133 W/kg; SAR(10 g) = 0.071 W/kg

Maximum value of SAR (measured) = 0.191 W/kg



0 dB = 0.191 W/kg = -7.19 dBW/kg

Test Plot 121#: LTE Band 7_Body Back_Low_1RB**DUT: Mobile Phone; Type: Gravity 5 GO; Serial: 18121000120**

Communication System: Generic FDD-LTE; Frequency: 2510 MHz; Duty Cycle: 1:1
 Medium parameters used: $f = 2510$ MHz; $\sigma = 1.971$ S/m; $\epsilon_r = 54.202$; $\rho = 1000$ kg/m³ ;
 Phantom section: Center Section

DASY5 Configuration:

- Probe: EX3DV4 - SN7329; ConvF(7.47, 7.47, 7.47); Calibrated: 2018/9/30;
- Sensor-Surface: 1.4mm (Mechanical Surface Detection)
- Electronics: DAE4 Sn772; Calibrated: 2018/9/28
- Phantom: Triple Flat Phantom 5.1C; Type: QD 000 P51 CA; Serial: 1130
- Measurement SW: DASY52, Version 52.8 (8);

Area Scan (141x71x1): Interpolated grid: dx=1.200 mm, dy=1.200 mm

Maximum value of SAR (interpolated) = 1.38 W/kg

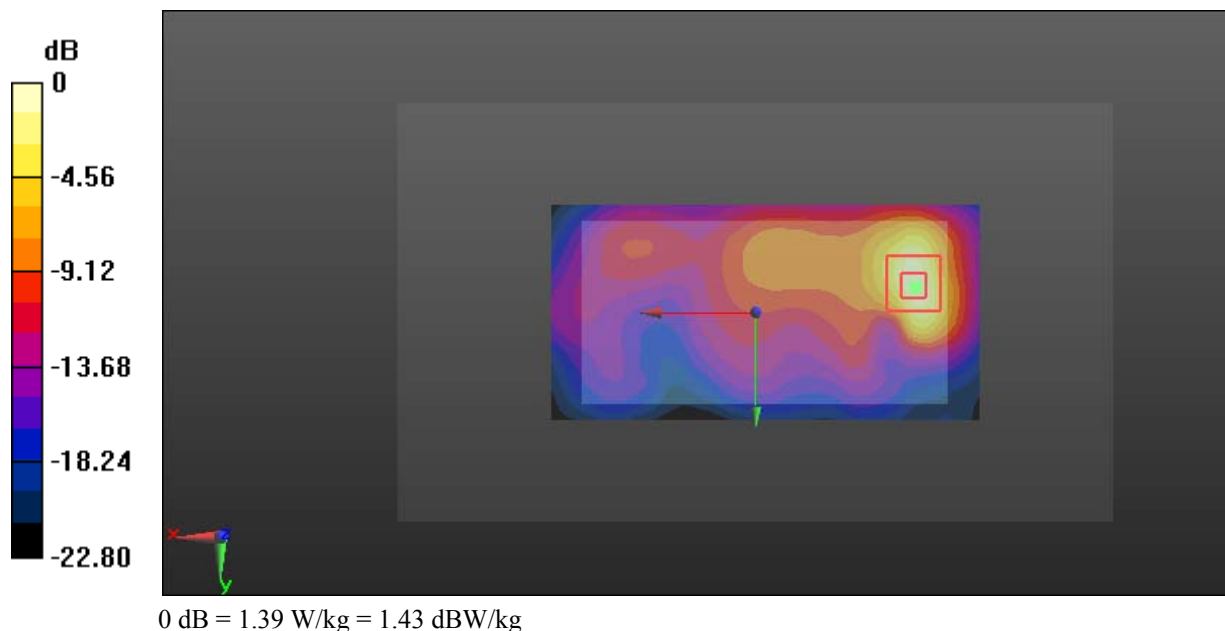
Zoom Scan (5x5x7)/Cube 0: Measurement grid: dx=8mm, dy=8mm, dz=5mm

Reference Value = 8.395 V/m; Power Drift = -0.12 dB

Peak SAR (extrapolated) = 1.79 W/kg

SAR(1 g) = 0.766 W/kg; SAR(10 g) = 0.328 W/kg

Maximum value of SAR (measured) = 1.39 W/kg



Test Plot 122#: LTE Band 7_Body Back_Middle_1RB**DUT: Mobile Phone; Type: Gravity 5 GO; Serial: 18121000120**

Communication System: Generic FDD-LTE; Frequency: 2535 MHz; Duty Cycle: 1:1
Medium parameters used: $f = 2535$ MHz; $\sigma = 2.107$ S/m; $\epsilon_r = 54.143$; $\rho = 1000$ kg/m³ ;
Phantom section: Center Section

DASY5 Configuration:

- Probe: EX3DV4 - SN7329; ConvF(7.47, 7.47, 7.47); Calibrated: 2018/9/30;
- Sensor-Surface: 1.4mm (Mechanical Surface Detection)
- Electronics: DAE4 Sn772; Calibrated: 2018/9/28
- Phantom: Triple Flat Phantom 5.1C; Type: QD 000 P51 CA; Serial: 1130
- Measurement SW: DASY52, Version 52.8 (8);

Area Scan (141x71x1): Interpolated grid: dx=1.200 mm, dy=1.200 mm

Maximum value of SAR (interpolated) = 1.49 W/kg

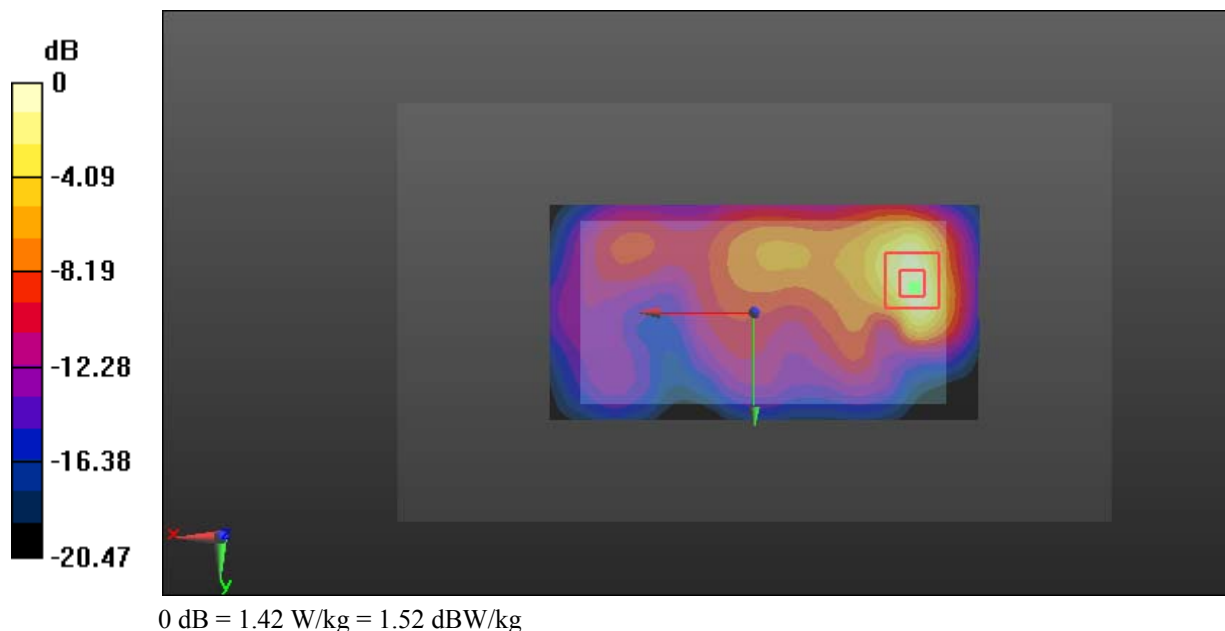
Zoom Scan (5x5x7)/Cube 0: Measurement grid: dx=8mm, dy=8mm, dz=5mm

Reference Value = 9.596 V/m; Power Drift = -0.11 dB

Peak SAR (extrapolated) = 1.84 W/kg

SAR(1 g) = 0.793 W/kg; SAR(10 g) = 0.342 W/kg

Maximum value of SAR (measured) = 1.42 W/kg



Test Plot 123#: LTE Band 7_Body Back_High_1RB**DUT: Mobile Phone; Type: Gravity 5 GO; Serial: 18121000120**

Communication System: Generic FDD-LTE; Frequency: 2560 MHz; Duty Cycle: 1:1
Medium parameters used: $f = 2560$ MHz; $\sigma = 2.125$ S/m; $\epsilon_r = 53.957$; $\rho = 1000$ kg/m³ ;
Phantom section: Center Section

DASY5 Configuration:

- Probe: EX3DV4 - SN7329; ConvF(7.12, 7.12, 7.12); Calibrated: 2018/9/30;
- Sensor-Surface: 1.4mm (Mechanical Surface Detection)
- Electronics: DAE4 Sn772; Calibrated: 2018/9/28
- Phantom: Triple Flat Phantom 5.1C; Type: QD 000 P51 CA; Serial: 1130
- Measurement SW: DASY52, Version 52.8 (8);

Area Scan (141x71x1): Interpolated grid: $dx=1.200$ mm, $dy=1.200$ mm

Maximum value of SAR (interpolated) = 1.42 W/kg

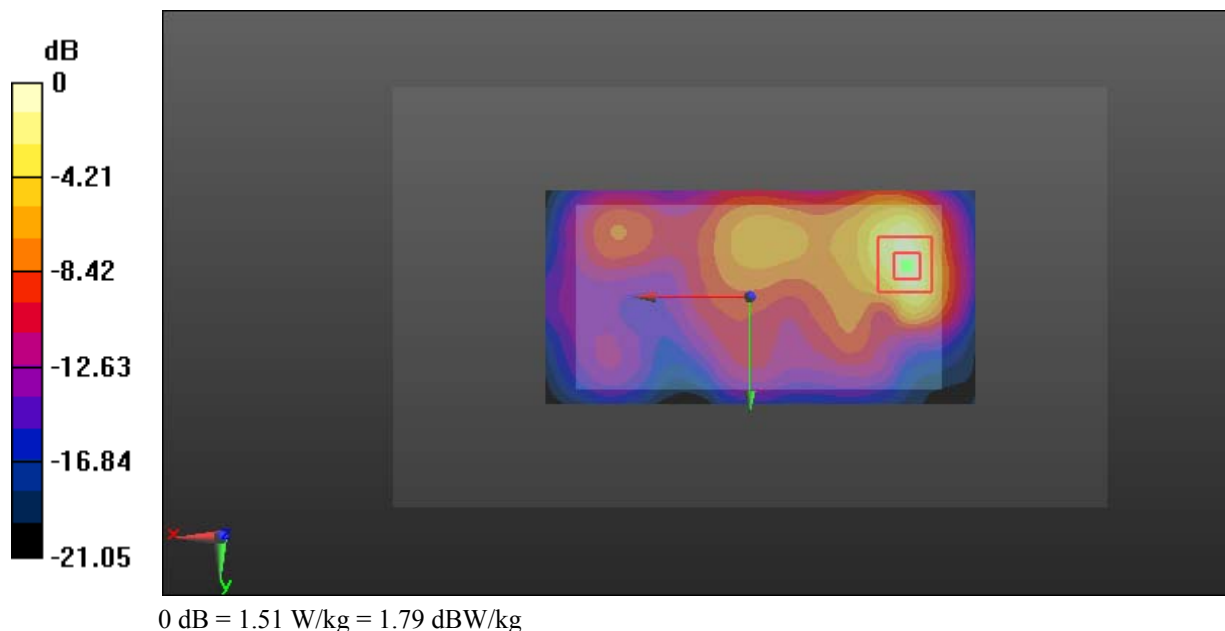
Zoom Scan (5x5x7)/Cube 0: Measurement grid: $dx=8$ mm, $dy=8$ mm, $dz=5$ mm

Reference Value = 9.715 V/m; Power Drift = -0.04 dB

Peak SAR (extrapolated) = 1.96 W/kg

SAR(1 g) = 0.827 W/kg; SAR(10 g) = 0.358 W/kg

Maximum value of SAR (measured) = 1.51 W/kg



Test Plot 124#: LTE Band 7_Body Back_Middle_50%RB**DUT: Mobile Phone; Type: Gravity 5 GO; Serial: 18121000120**

Communication System: Generic FDD-LTE; Frequency: 2535 MHz; Duty Cycle: 1:1
Medium parameters used: $f = 2535$ MHz; $\sigma = 2.107$ S/m; $\epsilon_r = 54.143$; $\rho = 1000$ kg/m³ ;
Phantom section: Center Section

DASY5 Configuration:

- Probe: EX3DV4 - SN7329; ConvF(7.47, 7.47, 7.47); Calibrated: 2018/9/30;
- Sensor-Surface: 1.4mm (Mechanical Surface Detection)
- Electronics: DAE4 Sn772; Calibrated: 2018/9/28
- Phantom: Triple Flat Phantom 5.1C; Type: QD 000 P51 CA; Serial: 1130
- Measurement SW: DASY52, Version 52.8 (8);

Area Scan (141x71x1): Interpolated grid: dx=1.200 mm, dy=1.200 mm

Maximum value of SAR (interpolated) = 1.11 W/kg

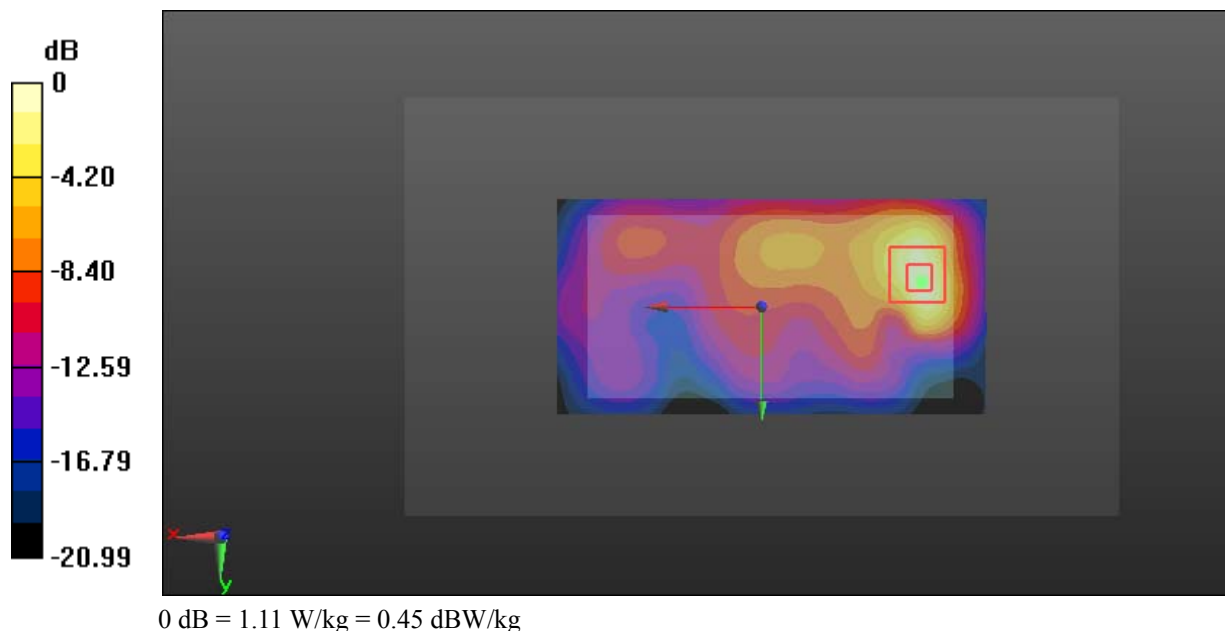
Zoom Scan (5x5x7)/Cube 0: Measurement grid: dx=8mm, dy=8mm, dz=5mm

Reference Value = 8.260 V/m; Power Drift = -0.04 dB

Peak SAR (extrapolated) = 1.45 W/kg

SAR(1 g) = 0.623 W/kg; SAR(10 g) = 0.270 W/kg

Maximum value of SAR (measured) = 1.11 W/kg



Test Plot 125#: LTE Band 7_Body Left_Middle_1RB**DUT: Mobile Phone; Type: Gravity 5 GO; Serial: 18121000120**

Communication System: Generic FDD-LTE; Frequency: 2535 MHz; Duty Cycle: 1:1
Medium parameters used: $f = 2535$ MHz; $\sigma = 2.107$ S/m; $\epsilon_r = 54.143$; $\rho = 1000$ kg/m³ ;
Phantom section: Center Section

DASY5 Configuration:

- Probe: EX3DV4 - SN7329; ConvF(7.47, 7.47, 7.47); Calibrated: 2018/9/30;
- Sensor-Surface: 1.4mm (Mechanical Surface Detection)
- Electronics: DAE4 Sn772; Calibrated: 2018/9/28
- Phantom: Triple Flat Phantom 5.1C; Type: QD 000 P51 CA; Serial: 1130
- Measurement SW: DASY52, Version 52.8 (8);

Area Scan (141x51x1): Interpolated grid: dx=1.200 mm, dy=1.200 mm

Maximum value of SAR (interpolated) = 0.443 W/kg

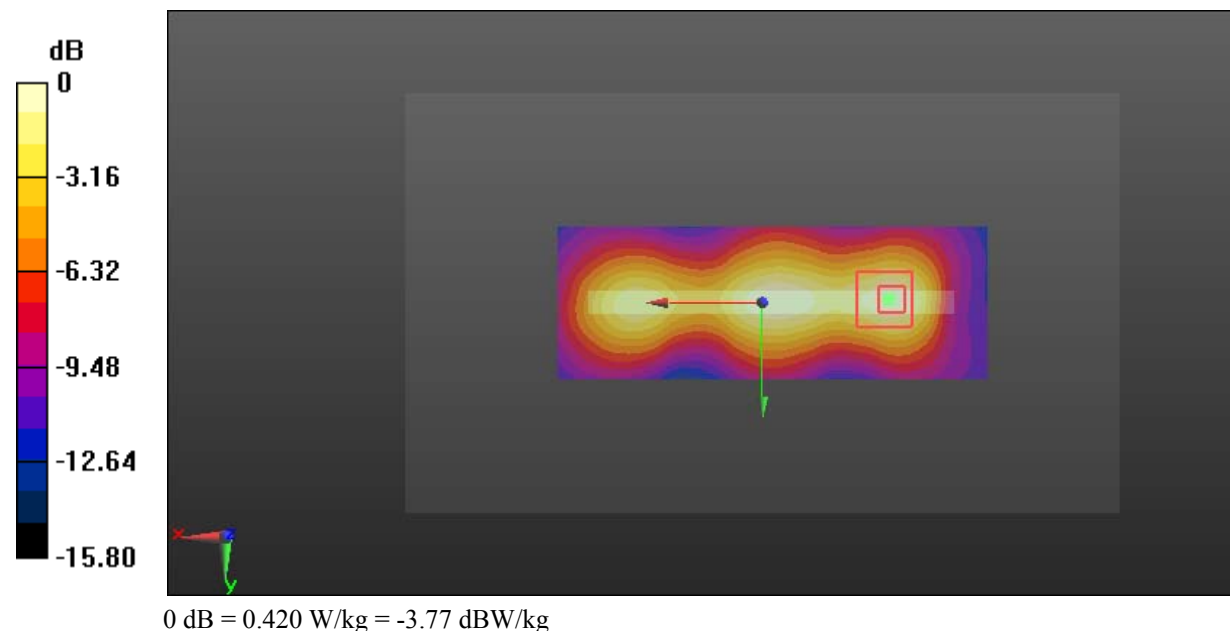
Zoom Scan (5x5x7)/Cube 0: Measurement grid: dx=8mm, dy=8mm, dz=5mm

Reference Value = 14.42 V/m; Power Drift = -0.02 dB

Peak SAR (extrapolated) = 0.538 W/kg

SAR(1 g) = 0.246 W/kg; SAR(10 g) = 0.119 W/kg

Maximum value of SAR (measured) = 0.420 W/kg



Test Plot 126#: LTE Band 7_Body Left_Middle_50%RB**DUT: Mobile Phone; Type: Gravity 5 GO; Serial: 18121000120**

Communication System: Generic FDD-LTE; Frequency: 2535 MHz; Duty Cycle: 1:1
Medium parameters used: $f = 2535$ MHz; $\sigma = 2.107$ S/m; $\epsilon_r = 54.143$; $\rho = 1000$ kg/m³ ;
Phantom section: Center Section

DASY5 Configuration:

- Probe: EX3DV4 - SN7329; ConvF(7.47, 7.47, 7.47); Calibrated: 2018/9/30;
- Sensor-Surface: 1.4mm (Mechanical Surface Detection)
- Electronics: DAE4 Sn772; Calibrated: 2018/9/28
- Phantom: Triple Flat Phantom 5.1C; Type: QD 000 P51 CA; Serial: 1130
- Measurement SW: DASY52, Version 52.8 (8);

Area Scan (141x51x1): Interpolated grid: dx=1.200 mm, dy=1.200 mm

Maximum value of SAR (interpolated) = 0.336 W/kg


Zoom Scan (5x5x7)/Cube 0: Measurement grid: dx=8mm, dy=8mm, dz=5mm

Reference Value = 12.71 V/m; Power Drift = -0.08 dB

Peak SAR (extrapolated) = 0.406 W/kg

SAR(1 g) = 0.185 W/kg; SAR(10 g) = 0.089 W/kg

Maximum value of SAR (measured) = 0.317 W/kg



Test Plot 127#: LTE Band 7_Body Right_Middle_1RB**DUT: Mobile Phone; Type: Gravity 5 GO; Serial: 18121000120**

Communication System: Generic FDD-LTE; Frequency: 2535 MHz; Duty Cycle: 1:1
Medium parameters used: $f = 2535$ MHz; $\sigma = 2.107$ S/m; $\epsilon_r = 54.143$; $\rho = 1000$ kg/m³ ;
Phantom section: Center Section

DASY5 Configuration:

- Probe: EX3DV4 - SN7329; ConvF(7.47, 7.47, 7.47); Calibrated: 2018/9/30;
- Sensor-Surface: 1.4mm (Mechanical Surface Detection)
- Electronics: DAE4 Sn772; Calibrated: 2018/9/28
- Phantom: Triple Flat Phantom 5.1C; Type: QD 000 P51 CA; Serial: 1130
- Measurement SW: DASY52, Version 52.8 (8);

Area Scan (141x51x1): Interpolated grid: dx=1.200 mm, dy=1.200 mm

Maximum value of SAR (interpolated) = 0.0591 W/kg

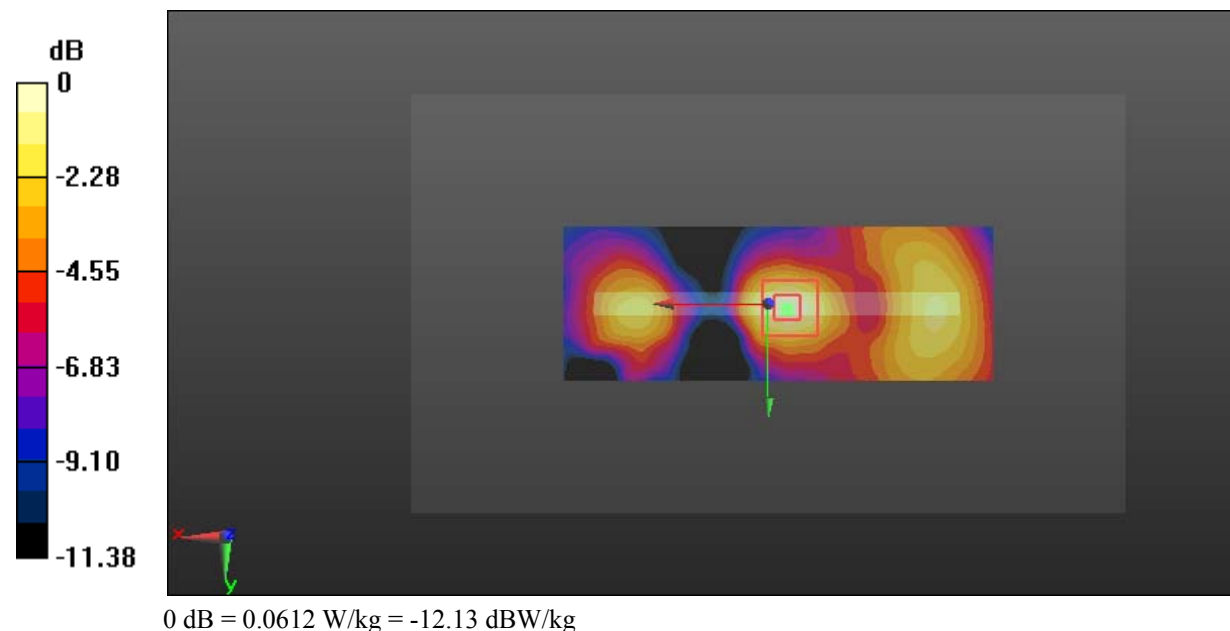
Zoom Scan (5x5x7)/Cube 0: Measurement grid: dx=8mm, dy=8mm, dz=5mm

Reference Value = 5.152 V/m; Power Drift = 0.10 dB

Peak SAR (extrapolated) = 0.0770 W/kg

SAR(1 g) = 0.037 W/kg; SAR(10 g) = 0.019 W/kg

Maximum value of SAR (measured) = 0.0612 W/kg



Test Plot 128#: LTE Band 7_Body Right_Middle_50%RB**DUT: Mobile Phone; Type: Gravity 5 GO; Serial: 18121000120**

Communication System: Generic FDD-LTE; Frequency: 2535 MHz; Duty Cycle: 1:1
Medium parameters used: $f = 2535$ MHz; $\sigma = 2.107$ S/m; $\epsilon_r = 54.143$; $\rho = 1000$ kg/m³ ;
Phantom section: Center Section

DASY5 Configuration:

- Probe: EX3DV4 - SN7329; ConvF(7.47, 7.47, 7.47); Calibrated: 2018/9/30;
- Sensor-Surface: 1.4mm (Mechanical Surface Detection)
- Electronics: DAE4 Sn772; Calibrated: 2018/9/28
- Phantom: Triple Flat Phantom 5.1C; Type: QD 000 P51 CA; Serial: 1130
- Measurement SW: DASY52, Version 52.8 (8);

Area Scan (141x51x1): Interpolated grid: $dx=1.200$ mm, $dy=1.200$ mm

Maximum value of SAR (interpolated) = 0.0473 W/kg


Zoom Scan (5x5x7)/Cube 0: Measurement grid: $dx=8$ mm, $dy=8$ mm, $dz=5$ mm

Reference Value = 4.666 V/m; Power Drift = -0.08 dB

Peak SAR (extrapolated) = 0.0580 W/kg

SAR(1 g) = 0.029 W/kg; SAR(10 g) = 0.016 W/kg

Maximum value of SAR (measured) = 0.0462 W/kg



Test Plot 129#: LTE Band 7_Body Bottom_Middle_1RB**DUT: Mobile Phone; Type: Gravity 5 GO; Serial: 18121000120**

Communication System: Generic FDD-LTE; Frequency: 2535 MHz; Duty Cycle: 1:1
Medium parameters used: $f = 2535$ MHz; $\sigma = 2.107$ S/m; $\epsilon_r = 54.143$; $\rho = 1000$ kg/m³ ;
Phantom section: Center Section

DASY5 Configuration:

- Probe: EX3DV4 - SN7329; ConvF(7.47, 7.47, 7.47); Calibrated: 2018/9/30;
- Sensor-Surface: 1.4mm (Mechanical Surface Detection)
- Electronics: DAE4 Sn772; Calibrated: 2018/9/28
- Phantom: Triple Flat Phantom 5.1C; Type: QD 000 P51 CA; Serial: 1130
- Measurement SW: DASY52, Version 52.8 (8);

Area Scan (51x71x1): Interpolated grid: dx=1.200 mm, dy=1.200 mm

Maximum value of SAR (interpolated) = 0.885 W/kg


Zoom Scan (5x5x7)/Cube 0: Measurement grid: dx=8mm, dy=8mm, dz=5mm

Reference Value = 15.82 V/m; Power Drift = -0.17 dB

Peak SAR (extrapolated) = 1.01 W/kg

SAR(1 g) = 0.462 W/kg; SAR(10 g) = 0.202 W/kg

Maximum value of SAR (measured) = 0.786 W/kg



Test Plot 130#: LTE Band 7_Body Bottom_Middle_50%RB**DUT: Mobile Phone; Type: Gravity 5 GO; Serial: 18121000120**

Communication System: Generic FDD-LTE; Frequency: 2535 MHz; Duty Cycle: 1:1
Medium parameters used: $f = 2535$ MHz; $\sigma = 2.107$ S/m; $\epsilon_r = 54.143$; $\rho = 1000$ kg/m³ ;
Phantom section: Center Section

DASY5 Configuration:

- Probe: EX3DV4 - SN7329; ConvF(7.47, 7.47, 7.47); Calibrated: 2018/9/30;
- Sensor-Surface: 1.4mm (Mechanical Surface Detection)
- Electronics: DAE4 Sn772; Calibrated: 2018/9/28
- Phantom: Triple Flat Phantom 5.1C; Type: QD 000 P51 CA; Serial: 1130
- Measurement SW: DASY52, Version 52.8 (8);

Area Scan (51x71x1): Interpolated grid: dx=1.200 mm, dy=1.200 mm

Maximum value of SAR (interpolated) = 0.637 W/kg


Zoom Scan (5x5x7)/Cube 0: Measurement grid: dx=8mm, dy=8mm, dz=5mm

Reference Value = 13.50 V/m; Power Drift = -0.13 dB

Peak SAR (extrapolated) = 0.748 W/kg

SAR(1 g) = 0.338 W/kg; SAR(10 g) = 0.147 W/kg

Maximum value of SAR (measured) = 0.566 W/kg



Test Plot 131#: LTE Band 12&17_Head Left Cheek_Middle_1RB**DUT: Mobile Phone; Type: Gravity 5 GO; Serial: 18121000120**

Communication System: Generic FDD-LTE; Frequency: 707.5 MHz; Duty Cycle: 1:1
Medium parameters used: $f = 707.5$ MHz; $\sigma = 0.881$ S/m; $\epsilon_r = 42.986$; $\rho = 1000$ kg/m³ ;
Phantom section: Left Section

DASY5 Configuration:

- Probe: EX3DV4 - SN7329; ConvF(10.01, 10.01, 10.01); Calibrated: 2018/9/30;
- Sensor-Surface: 1.4mm (Mechanical Surface Detection)
- Electronics: DAE4 Sn772; Calibrated: 2018/9/28
- Phantom: Twin SAM; Type: Twin SAM V5.0; Serial: 1412
- Measurement SW: DASY52, Version 52.8 (8);

Area Scan (101x61x1): Interpolated grid: dx=1.500 mm, dy=1.500 mm

Maximum value of SAR (interpolated) = 0.0543 W/kg


Zoom Scan (5x5x7)/Cube 0: Measurement grid: dx=8mm, dy=8mm, dz=5mm

Reference Value = 3.740 V/m; Power Drift = -0.18 dB

Peak SAR (extrapolated) = 0.0570 W/kg

SAR(1 g) = 0.043 W/kg; SAR(10 g) = 0.033 W/kg

Maximum value of SAR (measured) = 0.0521 W/kg



0 dB = 0.0521 W/kg = -12.83 dBW/kg

Test Plot 132#: LTE Band 12&17_Head Left Cheek_Middle_50%RB**DUT: Mobile Phone; Type: Gravity 5 GO; Serial: 18121000120**

Communication System: Generic FDD-LTE; Frequency: 707.5 MHz; Duty Cycle: 1:1
Medium parameters used: $f = 707.5$ MHz; $\sigma = 0.881$ S/m; $\epsilon_r = 42.986$; $\rho = 1000$ kg/m³ ;
Phantom section: Left Section

DASY5 Configuration:

- Probe: EX3DV4 - SN7329; ConvF(10.01, 10.01, 10.01); Calibrated: 2018/9/30;
- Sensor-Surface: 1.4mm (Mechanical Surface Detection)
- Electronics: DAE4 Sn772; Calibrated: 2018/9/28
- Phantom: Twin SAM; Type: Twin SAM V5.0; Serial: 1412
- Measurement SW: DASY52, Version 52.8 (8);

Area Scan (101x61x1): Interpolated grid: dx=1.500 mm, dy=1.500 mm

Maximum value of SAR (interpolated) = 0.0416 W/kg

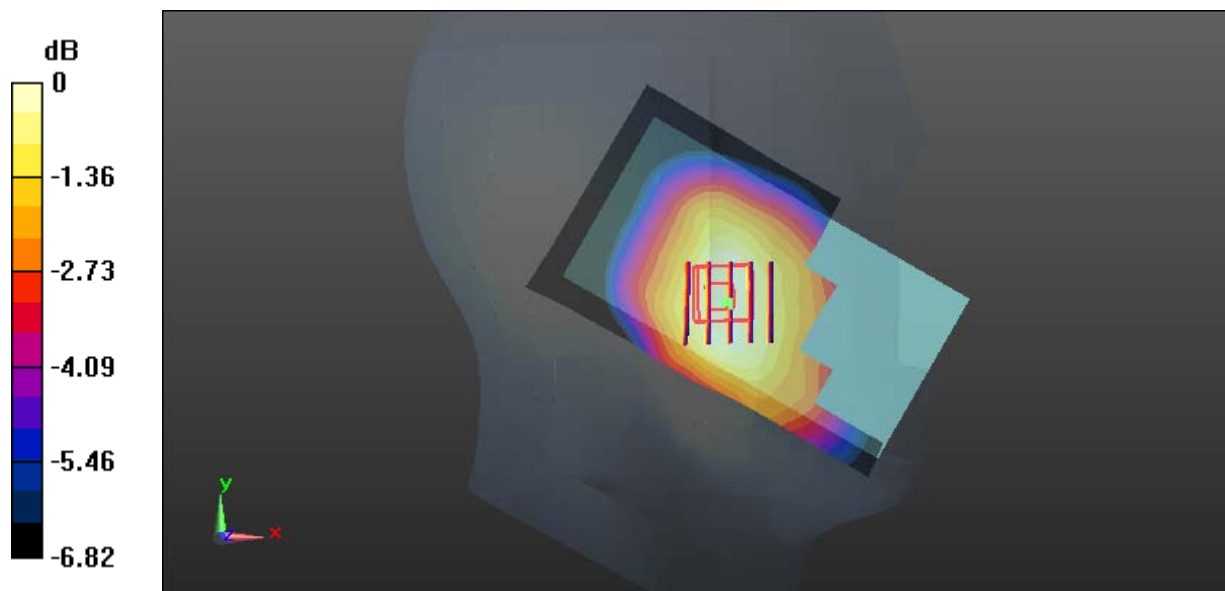
Zoom Scan (5x5x7)/Cube 0: Measurement grid: dx=8mm, dy=8mm, dz=5mm

Reference Value = 3.260 V/m; Power Drift = -0.02 dB

Peak SAR (extrapolated) = 0.0440 W/kg

SAR(1 g) = 0.035 W/kg; SAR(10 g) = 0.028 W/kg

Maximum value of SAR (measured) = 0.0412 W/kg



0 dB = 0.0412 W/kg = -13.85 dBW/kg

Test Plot 133#: LTE Band 12&17_Head Left Tilt_Middle_1RB**DUT: Mobile Phone; Type: Gravity 5 GO; Serial: 18121000120**

Communication System: Generic FDD-LTE; Frequency: 707.5 MHz; Duty Cycle: 1:1
Medium parameters used: $f = 707.5$ MHz; $\sigma = 0.881$ S/m; $\epsilon_r = 42.986$; $\rho = 1000$ kg/m³ ;
Phantom section: Left Section

DASY5 Configuration:

- Probe: EX3DV4 - SN7329; ConvF(10.01, 10.01, 10.01); Calibrated: 2018/9/30;
- Sensor-Surface: 1.4mm (Mechanical Surface Detection)
- Electronics: DAE4 Sn772; Calibrated: 2018/9/28
- Phantom: Twin SAM; Type: Twin SAM V5.0; Serial: 1412
- Measurement SW: DASY52, Version 52.8 (8);

Area Scan (101x61x1): Interpolated grid: dx=1.500 mm, dy=1.500 mm

Maximum value of SAR (interpolated) = 0.0326 W/kg

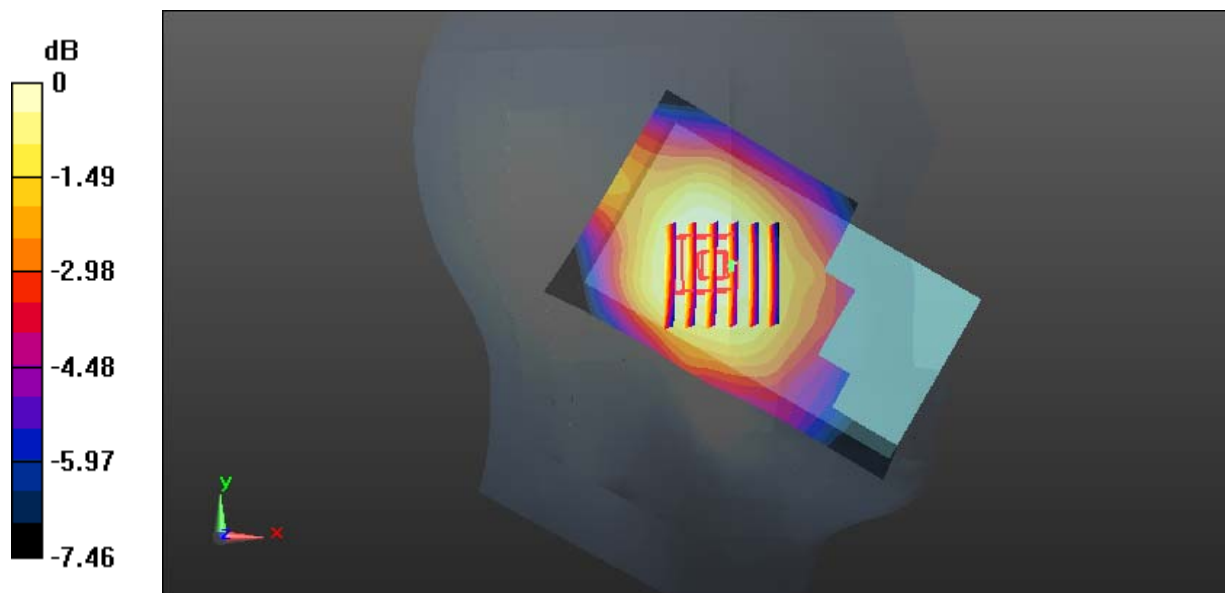
Zoom Scan (6x6x7)/Cube 0: Measurement grid: dx=8mm, dy=8mm, dz=5mm

Reference Value = 5.010 V/m; Power Drift = -0.10 dB

Peak SAR (extrapolated) = 0.0370 W/kg

SAR(1 g) = 0.028 W/kg; SAR(10 g) = 0.023 W/kg

Maximum value of SAR (measured) = 0.0329 W/kg



0 dB = 0.0329 W/kg = -14.83 dBW/kg

Test Plot 134#: LTE Band 12&17_Head Left Tilt_Middle_50%RB**DUT: Mobile Phone; Type: Gravity 5 GO; Serial: 18121000120**

Communication System: Generic FDD-LTE; Frequency: 707.5 MHz; Duty Cycle: 1:1
Medium parameters used: $f = 707.5$ MHz; $\sigma = 0.881$ S/m; $\epsilon_r = 42.986$; $\rho = 1000$ kg/m³ ;
Phantom section: Left Section

DASY5 Configuration:

- Probe: EX3DV4 - SN7329; ConvF(10.01, 10.01, 10.01); Calibrated: 2018/9/30;
- Sensor-Surface: 1.4mm (Mechanical Surface Detection)
- Electronics: DAE4 Sn772; Calibrated: 2018/9/28
- Phantom: Twin SAM; Type: Twin SAM V5.0; Serial: 1412
- Measurement SW: DASY52, Version 52.8 (8);

Area Scan (101x61x1): Interpolated grid: dx=1.500 mm, dy=1.500 mm

Maximum value of SAR (interpolated) = 0.0264 W/kg

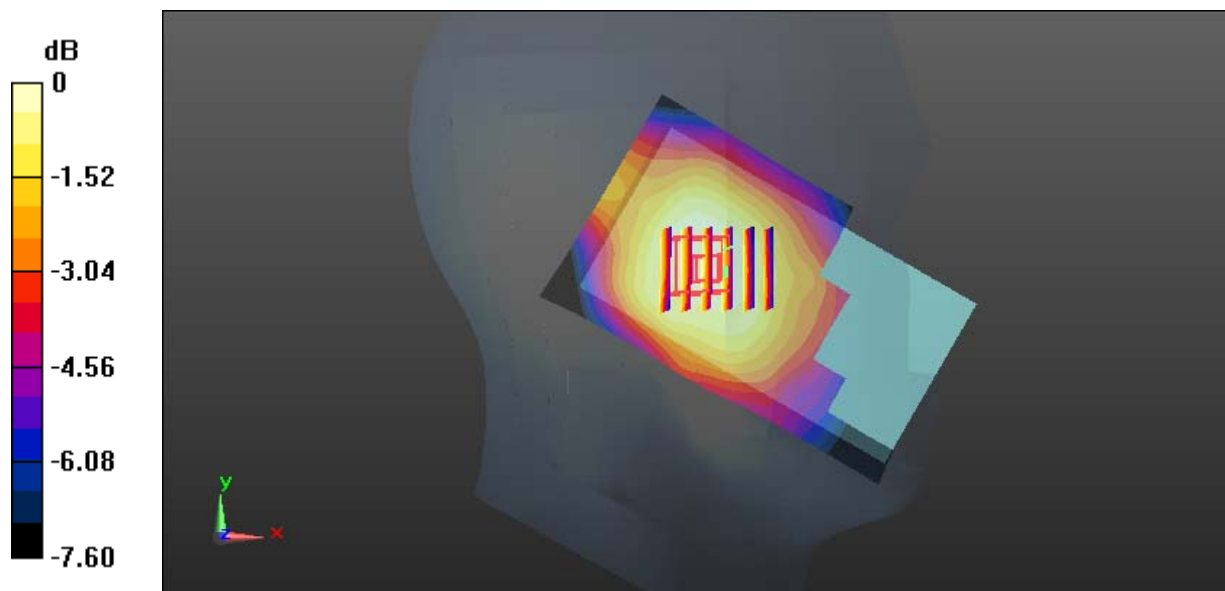
Zoom Scan (6x5x7)/Cube 0: Measurement grid: dx=8mm, dy=8mm, dz=5mm

Reference Value = 4.231 V/m; Power Drift = 0.10 dB

Peak SAR (extrapolated) = 0.0300 W/kg

SAR(1 g) = 0.023 W/kg; SAR(10 g) = 0.019 W/kg

Maximum value of SAR (measured) = 0.0270 W/kg



0 dB = 0.0270 W/kg = -15.69 dBW/kg

Test Plot 135#: LTE Band 12&17_Head Right Cheek_Low_1RB**DUT: Mobile Phone; Type: Gravity 5 GO; Serial: 18121000120**

Communication System: Generic FDD-LTE; Frequency: 704 MHz; Duty Cycle: 1:1
Medium parameters used: $f = 704$ MHz; $\sigma = 0.877$ S/m; $\epsilon_r = 43.023$; $\rho = 1000$ kg/m³ ;
Phantom section: Right Section

DASY5 Configuration:

- Probe: EX3DV4 - SN7329; ConvF(10.01, 10.01, 10.01); Calibrated: 2018/9/30;
- Sensor-Surface: 1.4mm (Mechanical Surface Detection)
- Electronics: DAE4 Sn772; Calibrated: 2018/9/28
- Phantom: Twin SAM; Type: Twin SAM V5.0; Serial: 1412
- Measurement SW: DASY52, Version 52.8 (8);

Area Scan (101x61x1): Interpolated grid: $dx=1.500$ mm, $dy=1.500$ mm

Maximum value of SAR (interpolated) = 0.0590 W/kg


Zoom Scan (6x6x7)/Cube 0: Measurement grid: $dx=8$ mm, $dy=8$ mm, $dz=5$ mm

Reference Value = 3.352 V/m; Power Drift = -0.16 dB

Peak SAR (extrapolated) = 0.0590 W/kg

SAR(1 g) = 0.046 W/kg; SAR(10 g) = 0.038 W/kg

Maximum value of SAR (measured) = 0.0549 W/kg



0 dB = 0.0549 W/kg = -12.60 dBW/kg

Test Plot 136#: LTE Band 12&17_Head Right Cheek_Middle_1RB**DUT: Mobile Phone; Type: Gravity 5 GO; Serial: 18121000120**

Communication System: Generic FDD-LTE; Frequency: 707.5 MHz; Duty Cycle: 1:1
Medium parameters used: $f = 707.5$ MHz; $\sigma = 0.881$ S/m; $\epsilon_r = 42.986$; $\rho = 1000$ kg/m³ ;
Phantom section: Right Section

DASY5 Configuration:

- Probe: EX3DV4 - SN7329; ConvF(10.01, 10.01, 10.01); Calibrated: 2018/9/30;
- Sensor-Surface: 1.4mm (Mechanical Surface Detection)
- Electronics: DAE4 Sn772; Calibrated: 2018/9/28
- Phantom: Twin SAM; Type: Twin SAM V5.0; Serial: 1412
- Measurement SW: DASY52, Version 52.8 (8);

Area Scan (101x61x1): Interpolated grid: dx=1.500 mm, dy=1.500 mm

Maximum value of SAR (interpolated) = 0.0565 W/kg


Zoom Scan (5x5x7)/Cube 0: Measurement grid: dx=8mm, dy=8mm, dz=5mm

Reference Value = 1.132 V/m; Power Drift = -0.15 dB

Peak SAR (extrapolated) = 0.0570 W/kg

SAR(1 g) = 0.044 W/kg; SAR(10 g) = 0.036 W/kg

Maximum value of SAR (measured) = 0.0522 W/kg



0 dB = 0.0522 W/kg = -12.82 dBW/kg

Test Plot 137#: LTE Band 12&17_Head Right Cheek_High_1RB**DUT: Mobile Phone; Type: Gravity 5 GO; Serial: 18121000120**

Communication System: Generic FDD-LTE; Frequency: 711 MHz; Duty Cycle: 1:1
Medium parameters used: $f = 711$ MHz; $\sigma = 0.884$ S/m; $\epsilon_r = 42.901$; $\rho = 1000$ kg/m³ ;
Phantom section: Right Section

DASY5 Configuration:

- Probe: EX3DV4 - SN7329; ConvF(10.01, 10.01, 10.01); Calibrated: 2018/9/30;
- Sensor-Surface: 1.4mm (Mechanical Surface Detection)
- Electronics: DAE4 Sn772; Calibrated: 2018/9/28
- Phantom: Twin SAM; Type: Twin SAM V5.0; Serial: 1412
- Measurement SW: DASY52, Version 52.8 (8);

Area Scan (101x61x1): Interpolated grid: dx=1.500 mm, dy=1.500 mm

Maximum value of SAR (interpolated) = 0.0653 W/kg


Zoom Scan (5x5x7)/Cube 0: Measurement grid: dx=8mm, dy=8mm, dz=5mm

Reference Value = 2.633 V/m; Power Drift = 0.13 dB

Peak SAR (extrapolated) = 0.0700 W/kg

SAR(1 g) = 0.054 W/kg; SAR(10 g) = 0.044 W/kg

Maximum value of SAR (measured) = 0.0644 W/kg



Test Plot 138#: LTE Band 12&17_Head Right Cheek_Middle_50%RB**DUT: Mobile Phone; Type: Gravity 5 GO; Serial: 18121000120**

Communication System: Generic FDD-LTE; Frequency: 707.5 MHz; Duty Cycle: 1:1
Medium parameters used: $f = 707.5$ MHz; $\sigma = 0.881$ S/m; $\epsilon_r = 42.986$; $\rho = 1000$ kg/m³ ;
Phantom section: Right Section

DASY5 Configuration:

- Probe: EX3DV4 - SN7329; ConvF(10.01, 10.01, 10.01); Calibrated: 2018/9/30;
- Sensor-Surface: 1.4mm (Mechanical Surface Detection)
- Electronics: DAE4 Sn772; Calibrated: 2018/9/28
- Phantom: Twin SAM; Type: Twin SAM V5.0; Serial: 1412
- Measurement SW: DASY52, Version 52.8 (8);

Area Scan (101x61x1): Interpolated grid: dx=1.500 mm, dy=1.500 mm

Maximum value of SAR (interpolated) = 0.0454 W/kg


Zoom Scan (6x6x7)/Cube 0: Measurement grid: dx=8mm, dy=8mm, dz=5mm

Reference Value = 2.111 V/m; Power Drift = -0.13 dB

Peak SAR (extrapolated) = 0.0480 W/kg

SAR(1 g) = 0.036 W/kg; SAR(10 g) = 0.029 W/kg

Maximum value of SAR (measured) = 0.0436 W/kg



0 dB = 0.0436 W/kg = -13.61 dBW/kg

Test Plot 139#: LTE Band 12&17_Head Right Tilt_Middle_1RB**DUT: Mobile Phone; Type: Gravity 5 GO; Serial: 18121000120**

Communication System: Generic FDD-LTE; Frequency: 707.5 MHz; Duty Cycle: 1:1
Medium parameters used: $f = 707.5$ MHz; $\sigma = 0.881$ S/m; $\epsilon_r = 42.986$; $\rho = 1000$ kg/m³ ;
Phantom section: Right Section

DASY5 Configuration:

- Probe: EX3DV4 - SN7329; ConvF(10.01, 10.01, 10.01); Calibrated: 2018/9/30;
- Sensor-Surface: 1.4mm (Mechanical Surface Detection)
- Electronics: DAE4 Sn772; Calibrated: 2018/9/28
- Phantom: Twin SAM; Type: Twin SAM V5.0; Serial: 1412
- Measurement SW: DASY52, Version 52.8 (8);

Area Scan (101x61x1): Interpolated grid: dx=1.500 mm, dy=1.500 mm

Maximum value of SAR (interpolated) = 0.0335 W/kg


Zoom Scan (6x6x7)/Cube 0: Measurement grid: dx=8mm, dy=8mm, dz=5mm

Reference Value = 4.596 V/m; Power Drift = -0.14 dB

Peak SAR (extrapolated) = 0.0350 W/kg

SAR(1 g) = 0.027 W/kg; SAR(10 g) = 0.022 W/kg

Maximum value of SAR (measured) = 0.0312 W/kg



Test Plot 140#: LTE Band 12&17_Head Right Tilt_Middle_50%RB**DUT: Mobile Phone; Type: Gravity 5 GO; Serial: 18121000120**

Communication System: Generic FDD-LTE; Frequency: 707.5 MHz; Duty Cycle: 1:1
Medium parameters used: $f = 707.5$ MHz; $\sigma = 0.881$ S/m; $\epsilon_r = 42.986$; $\rho = 1000$ kg/m³ ;
Phantom section: Right Section

DASY5 Configuration:

- Probe: EX3DV4 - SN7329; ConvF(10.01, 10.01, 10.01); Calibrated: 2018/9/30;
- Sensor-Surface: 1.4mm (Mechanical Surface Detection)
- Electronics: DAE4 Sn772; Calibrated: 2018/9/28
- Phantom: Twin SAM; Type: Twin SAM V5.0; Serial: 1412
- Measurement SW: DASY52, Version 52.8 (8);

Area Scan (101x61x1): Interpolated grid: dx=1.500 mm, dy=1.500 mm

Maximum value of SAR (interpolated) = 0.0263 W/kg


Zoom Scan (5x5x7)/Cube 0: Measurement grid: dx=8mm, dy=8mm, dz=5mm

Reference Value = 3.837 V/m; Power Drift = -0.02 dB

Peak SAR (extrapolated) = 0.0300 W/kg

SAR(1 g) = 0.022 W/kg; SAR(10 g) = 0.018 W/kg

Maximum value of SAR (measured) = 0.0268 W/kg



0 dB = 0.0268 W/kg = -15.72 dBW/kg

Test Plot 141#: LTE Band 12&17_Body Back_Low_1RB**DUT: Mobile Phone; Type: Gravity 5 GO; Serial: 18121000120**

Communication System: Generic FDD-LTE; Frequency: 704 MHz; Duty Cycle: 1:1
Medium parameters used: $f = 704$ MHz; $\sigma = 0.956$ S/m; $\epsilon_r = 55.215$; $\rho = 1000$ kg/m³ ;
Phantom section: Right Section

DASY5 Configuration:

- Probe: EX3DV4 - SN7329; ConvF(10.23, 10.23, 10.23); Calibrated: 2018/9/30;
- Sensor-Surface: 1.4mm (Mechanical Surface Detection)
- Electronics: DAE4 Sn772; Calibrated: 2018/9/28
- Phantom: Triple Flat Phantom 5.1C; Type: QD 000 P51 CA; Serial: 1130
- Measurement SW: DASY52, Version 52.8 (8);

Area Scan (111x61x1): Interpolated grid: dx=1.500 mm, dy=1.500 mm

Maximum value of SAR (interpolated) = 0.165 W/kg


Zoom Scan (6x6x7)/Cube 0: Measurement grid: dx=8mm, dy=8mm, dz=5mm

Reference Value = 11.76 V/m; Power Drift = -0.15 dB

Peak SAR (extrapolated) = 0.183 W/kg

SAR(1 g) = 0.129 W/kg; SAR(10 g) = 0.096 W/kg

Maximum value of SAR (measured) = 0.162 W/kg



Test Plot 142#: LTE Band 12&17_Body Back_Middle_1RB**DUT: Mobile Phone; Type: Gravity 5 GO; Serial: 18121000120**

Communication System: Generic FDD-LTE; Frequency: 707.5 MHz; Duty Cycle: 1:1
Medium parameters used: $f = 707.5$ MHz; $\sigma = 0.958$ S/m; $\epsilon_r = 55.102$; $\rho = 1000$ kg/m³ ;
Phantom section: Right Section

DASY5 Configuration:

- Probe: EX3DV4 - SN7329; ConvF(10.23, 10.23, 10.23); Calibrated: 2018/9/30;
- Sensor-Surface: 1.4mm (Mechanical Surface Detection)
- Electronics: DAE4 Sn772; Calibrated: 2018/9/28
- Phantom: Triple Flat Phantom 5.1C; Type: QD 000 P51 CA; Serial: 1130
- Measurement SW: DASY52, Version 52.8 (8);

Area Scan (111x61x1): Interpolated grid: dx=1.500 mm, dy=1.500 mm

Maximum value of SAR (interpolated) = 0.165 W/kg


Zoom Scan (6x6x7)/Cube 0: Measurement grid: dx=8mm, dy=8mm, dz=5mm

Reference Value = 11.76 V/m; Power Drift = 0.01 dB

Peak SAR (extrapolated) = 0.191 W/kg

SAR(1 g) = 0.131 W/kg; SAR(10 g) = 0.097 W/kg

Maximum value of SAR (measured) = 0.167 W/kg



Test Plot 143#: LTE Band 12&17_Body Back_High_1RB**DUT: Mobile Phone; Type: Gravity 5 GO; Serial: 18121000120**

Communication System: Generic FDD-LTE; Frequency: 711 MHz; Duty Cycle: 1:1
Medium parameters used: $f = 711$ MHz; $\sigma = 0.962$ S/m; $\epsilon_r = 55.039$; $\rho = 1000$ kg/m³ ;
Phantom section: Right Section

DASY5 Configuration:

- Probe: EX3DV4 - SN7329; ConvF(10.23, 10.23, 10.23); Calibrated: 2018/9/30;
- Sensor-Surface: 1.4mm (Mechanical Surface Detection)
- Electronics: DAE4 Sn772; Calibrated: 2018/9/28
- Phantom: Triple Flat Phantom 5.1C; Type: QD 000 P51 CA; Serial: 1130
- Measurement SW: DASY52, Version 52.8 (8);

Area Scan (111x61x1): Interpolated grid: dx=1.500 mm, dy=1.500 mm

Maximum value of SAR (interpolated) = 0.194 W/kg


Zoom Scan (6x6x7)/Cube 0: Measurement grid: dx=8mm, dy=8mm, dz=5mm

Reference Value = 12.61 V/m; Power Drift = 0.01 dB

Peak SAR (extrapolated) = 0.215 W/kg

SAR(1 g) = 0.151 W/kg; SAR(10 g) = 0.113 W/kg

Maximum value of SAR (measured) = 0.189 W/kg



Test Plot 144#: LTE Band 12&17_Body Back_Middle_50%RB**DUT: Mobile Phone; Type: Gravity 5 GO; Serial: 18121000120**

Communication System: Generic FDD-LTE; Frequency: 707.5 MHz; Duty Cycle: 1:1
Medium parameters used: $f = 707.5$ MHz; $\sigma = 0.958$ S/m; $\epsilon_r = 55.102$; $\rho = 1000$ kg/m³ ;
Phantom section: Right Section

DASY5 Configuration:

- Probe: EX3DV4 - SN7329; ConvF(10.23, 10.23, 10.23); Calibrated: 2018/9/30;
- Sensor-Surface: 1.4mm (Mechanical Surface Detection)
- Electronics: DAE4 Sn772; Calibrated: 2018/9/28
- Phantom: Triple Flat Phantom 5.1C; Type: QD 000 P51 CA; Serial: 1130
- Measurement SW: DASY52, Version 52.8 (8);

Area Scan (111x61x1): Interpolated grid: dx=1.500 mm, dy=1.500 mm

Maximum value of SAR (interpolated) = 0.137 W/kg


Zoom Scan (6x6x7)/Cube 0: Measurement grid: dx=8mm, dy=8mm, dz=5mm

Reference Value = 10.67 V/m; Power Drift = 0.06 dB

Peak SAR (extrapolated) = 0.150 W/kg

SAR(1 g) = 0.106 W/kg; SAR(10 g) = 0.079 W/kg

Maximum value of SAR (measured) = 0.133 W/kg



Test Plot 145#: LTE Band 12&17_Body Left_Middle_1RB**DUT: Mobile Phone; Type: Gravity 5 GO; Serial: 18121000120**

Communication System: Generic FDD-LTE; Frequency: 707.5 MHz; Duty Cycle: 1:1
Medium parameters used: $f = 707.5$ MHz; $\sigma = 0.958$ S/m; $\epsilon_r = 55.102$; $\rho = 1000$ kg/m³ ;
Phantom section: Right Section

DASY5 Configuration:

- Probe: EX3DV4 - SN7329; ConvF(10.23, 10.23, 10.23); Calibrated: 2018/9/30;
- Sensor-Surface: 1.4mm (Mechanical Surface Detection)
- Electronics: DAE4 Sn772; Calibrated: 2018/9/28
- Phantom: Triple Flat Phantom 5.1C; Type: QD 000 P51 CA; Serial: 1130
- Measurement SW: DASY52, Version 52.8 (8);

Area Scan (111x41x1): Interpolated grid: dx=1.500 mm, dy=1.500 mm

Maximum value of SAR (interpolated) = 0.0762 W/kg


Zoom Scan (5x5x7)/Cube 0: Measurement grid: dx=8mm, dy=8mm, dz=5mm

Reference Value = 8.992 V/m; Power Drift = -0.19 dB

Peak SAR (extrapolated) = 0.0880 W/kg

SAR(1 g) = 0.059 W/kg; SAR(10 g) = 0.041 W/kg

Maximum value of SAR (measured) = 0.0781 W/kg



Test Plot 146#: LTE Band 12&17_Body Left_Middle_50%RB**DUT: Mobile Phone; Type: Gravity 5 GO; Serial: 18121000120**

Communication System: Generic FDD-LTE; Frequency: 707.5 MHz; Duty Cycle: 1:1
Medium parameters used: $f = 707.5$ MHz; $\sigma = 0.958$ S/m; $\epsilon_r = 55.102$; $\rho = 1000$ kg/m³ ;
Phantom section: Right Section

DASY5 Configuration:

- Probe: EX3DV4 - SN7329; ConvF(10.23, 10.23, 10.23); Calibrated: 2018/9/30;
- Sensor-Surface: 1.4mm (Mechanical Surface Detection)
- Electronics: DAE4 Sn772; Calibrated: 2018/9/28
- Phantom: Triple Flat Phantom 5.1C; Type: QD 000 P51 CA; Serial: 1130
- Measurement SW: DASY52, Version 52.8 (8);

Area Scan (111x41x1): Interpolated grid: dx=1.500 mm, dy=1.500 mm

Maximum value of SAR (interpolated) = 0.0647 W/kg


Zoom Scan (5x5x7)/Cube 0: Measurement grid: dx=8mm, dy=8mm, dz=5mm

Reference Value = 8.053 V/m; Power Drift = -0.02 dB

Peak SAR (extrapolated) = 0.0740 W/kg

SAR(1 g) = 0.050 W/kg; SAR(10 g) = 0.035 W/kg

Maximum value of SAR (measured) = 0.0651 W/kg



Test Plot 147#: LTE Band 12&17_Body Right_Middle_1RB**DUT: Mobile Phone; Type: Gravity 5 GO; Serial: 18121000120**

Communication System: Generic FDD-LTE; Frequency: 707.5 MHz; Duty Cycle: 1:1
Medium parameters used: $f = 707.5$ MHz; $\sigma = 0.958$ S/m; $\epsilon_r = 55.102$; $\rho = 1000$ kg/m³ ;
Phantom section: Right Section

DASY5 Configuration:

- Probe: EX3DV4 - SN7329; ConvF(10.23, 10.23, 10.23); Calibrated: 2018/9/30;
- Sensor-Surface: 1.4mm (Mechanical Surface Detection)
- Electronics: DAE4 Sn772; Calibrated: 2018/9/28
- Phantom: Triple Flat Phantom 5.1C; Type: QD 000 P51 CA; Serial: 1130
- Measurement SW: DASY52, Version 52.8 (8);

Area Scan (111x41x1): Interpolated grid: dx=1.500 mm, dy=1.500 mm

Maximum value of SAR (interpolated) = 0.0657 W/kg


Zoom Scan (5x5x7)/Cube 0: Measurement grid: dx=8mm, dy=8mm, dz=5mm

Reference Value = 8.453 V/m; Power Drift = -0.12 dB

Peak SAR (extrapolated) = 0.0720 W/kg

SAR(1 g) = 0.050 W/kg; SAR(10 g) = 0.036 W/kg

Maximum value of SAR (measured) = 0.0639 W/kg



Test Plot 148#: LTE Band 12&17_Body Right_Middle_50%RB**DUT: Mobile Phone; Type: Gravity 5 GO; Serial: 18121000120**

Communication System: Generic FDD-LTE; Frequency: 707.5 MHz; Duty Cycle: 1:1
Medium parameters used: $f = 707.5$ MHz; $\sigma = 0.958$ S/m; $\epsilon_r = 55.102$; $\rho = 1000$ kg/m³ ;
Phantom section: Right Section

DASY5 Configuration:

- Probe: EX3DV4 - SN7329; ConvF(10.23, 10.23, 10.23); Calibrated: 2018/9/30;
- Sensor-Surface: 1.4mm (Mechanical Surface Detection)
- Electronics: DAE4 Sn772; Calibrated: 2018/9/28
- Phantom: Triple Flat Phantom 5.1C; Type: QD 000 P51 CA; Serial: 1130
- Measurement SW: DASY52, Version 52.8 (8);

Area Scan (111x41x1): Interpolated grid: dx=1.500 mm, dy=1.500 mm

Maximum value of SAR (interpolated) = 0.0566 W/kg


Zoom Scan (5x5x7)/Cube 0: Measurement grid: dx=8mm, dy=8mm, dz=5mm

Reference Value = 7.769 V/m; Power Drift = -0.04 dB

Peak SAR (extrapolated) = 0.0630 W/kg

SAR(1 g) = 0.043 W/kg; SAR(10 g) = 0.031 W/kg

Maximum value of SAR (measured) = 0.0554 W/kg



Test Plot 149#: LTE Band 12&17_Body Bottom_Middle_1RB**DUT: Mobile Phone; Type: Gravity 5 GO; Serial: 18121000120**

Communication System: Generic FDD-LTE; Frequency: 707.5 MHz; Duty Cycle: 1:1
Medium parameters used: $f = 707.5$ MHz; $\sigma = 0.958$ S/m; $\epsilon_r = 55.102$; $\rho = 1000$ kg/m³ ;
Phantom section: Right Section

DASY5 Configuration:

- Probe: EX3DV4 - SN7329; ConvF(10.23, 10.23, 10.23); Calibrated: 2018/9/30;
- Sensor-Surface: 1.4mm (Mechanical Surface Detection)
- Electronics: DAE4 Sn772; Calibrated: 2018/9/28
- Phantom: Triple Flat Phantom 5.1C; Type: QD 000 P51 CA; Serial: 1130
- Measurement SW: DASY52, Version 52.8 (8);

Area Scan (41x61x1): Interpolated grid: dx=1.500 mm, dy=1.500 mm

Maximum value of SAR (interpolated) = 0.0296 W/kg


Zoom Scan (5x5x7)/Cube 0: Measurement grid: dx=8mm, dy=8mm, dz=5mm

Reference Value = 5.695 V/m; Power Drift = 0.11 dB

Peak SAR (extrapolated) = 0.0390 W/kg

SAR(1 g) = 0.019 W/kg; SAR(10 g) = 0.011 W/kg

Maximum value of SAR (measured) = 0.0298 W/kg



Test Plot 150#: LTE Band 12&17_Body Bottom_Middle_50%RB**DUT: Mobile Phone; Type: Gravity 5 GO; Serial: 18121000120**

Communication System: Generic FDD-LTE; Frequency: 707.5 MHz; Duty Cycle: 1:1
Medium parameters used: $f = 707.5$ MHz; $\sigma = 0.958$ S/m; $\epsilon_r = 55.102$; $\rho = 1000$ kg/m³ ;
Phantom section: Right Section

DASY5 Configuration:

- Probe: EX3DV4 - SN7329; ConvF(10.23, 10.23, 10.23); Calibrated: 2018/9/30;
- Sensor-Surface: 1.4mm (Mechanical Surface Detection)
- Electronics: DAE4 Sn772; Calibrated: 2018/9/28
- Phantom: Triple Flat Phantom 5.1C; Type: QD 000 P51 CA; Serial: 1130
- Measurement SW: DASY52, Version 52.8 (8);

Area Scan (41x61x1): Interpolated grid: dx=1.500 mm, dy=1.500 mm

Maximum value of SAR (interpolated) = 0.0253 W/kg


Zoom Scan (5x5x7)/Cube 0: Measurement grid: dx=8mm, dy=8mm, dz=5mm

Reference Value = 5.325 V/m; Power Drift = -0.06 dB

Peak SAR (extrapolated) = 0.0330 W/kg

SAR(1 g) = 0.016 W/kg; SAR(10 g) = 0.00899 W/kg

Maximum value of SAR (measured) = 0.0248 W/kg



Test Plot 151#: WLAN 2.4G Mode B_Head Left Cheek_Low**DUT: Mobile Phone; Type: Gravity 5 GO; Serial: 18121000120**

Communication System: IEEE 802.11b WiFi 2.4 GHz; Frequency: 2412 MHz; Duty Cycle: 1:1

Medium parameters used: $f = 2412$ MHz; $\sigma = 1.742$ S/m; $\epsilon_r = 40.227$; $\rho = 1000$ kg/m³

Phantom section: Left Section

DASY5 Configuration:

- Probe: EX3DV4 - SN7329; ConvF(7.62, 7.62, 7.62); Calibrated: 2018/9/30;
- Sensor-Surface: 1.4mm (Mechanical Surface Detection)
- Electronics: DAE4 Sn772; Calibrated: 2018/9/28
- Phantom: Twin SAM; Type: Twin SAM V5.0; Serial: 1412
- Measurement SW: DASY52, Version 52.8 (8);

Area Scan (131x71x1): Interpolated grid: dx=1.200 mm, dy=1.200 mm

Maximum value of SAR (interpolated) = 0.940 W/kg


Zoom Scan (5x5x7)/Cube 0: Measurement grid: dx=8mm, dy=8mm, dz=5mm

Reference Value = 13.75 V/m; Power Drift = -0.16 dB

Peak SAR (extrapolated) = 1.44 W/kg

SAR(1 g) = 0.559 W/kg; SAR(10 g) = 0.264 W/kg

Maximum value of SAR (measured) = 1.05 W/kg



Test Plot 152#: WLAN 2.4G Mode B_Head Left Cheek_Middle**DUT: Mobile Phone; Type: Gravity 5 GO; Serial: 18121000120**

Communication System: IEEE 802.11b WiFi 2.4 GHz; Frequency: 2437 MHz; Duty Cycle: 1:1

Medium parameters used: $f = 2437$ MHz; $\sigma = 1.761$ S/m; $\epsilon_r = 40.114$; $\rho = 1000$ kg/m³

Phantom section: Left Section

DASY5 Configuration:

- Probe: EX3DV4 - SN7329; ConvF(7.62, 7.62, 7.62); Calibrated: 2018/9/30;
- Sensor-Surface: 1.4mm (Mechanical Surface Detection)
- Electronics: DAE4 Sn772; Calibrated: 2018/9/28
- Phantom: Twin SAM; Type: Twin SAM V5.0; Serial: 1412
- Measurement SW: DASY52, Version 52.8 (8);

Area Scan (131x71x1): Interpolated grid: dx=1.200 mm, dy=1.200 mm

Maximum value of SAR (interpolated) = 0.885 W/kg

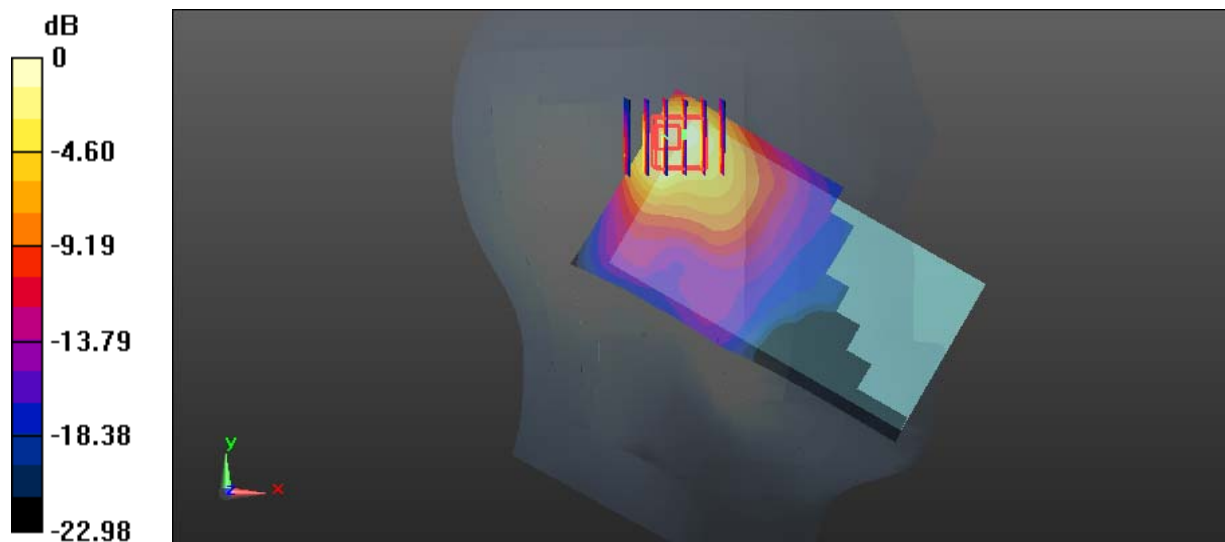
Zoom Scan (6x5x7)/Cube 0: Measurement grid: dx=8mm, dy=8mm, dz=5mm

Reference Value = 12.82 V/m; Power Drift = -0.12 dB

Peak SAR (extrapolated) = 1.36 W/kg

SAR(1 g) = 0.537 W/kg; SAR(10 g) = 0.257 W/kg

Maximum value of SAR (measured) = 0.999 W/kg



0 dB = 0.999 W/kg = -0.00 dBW/kg

Test Plot 153#: WLAN 2.4G Mode B_Head Left Cheek_High**DUT: Mobile Phone; Type: Gravity 5 GO; Serial: 18121000120**

Communication System: IEEE 802.11b WiFi 2.4 GHz; Frequency: 2462 MHz; Duty Cycle: 1:1

Medium parameters used: $f = 2462$ MHz; $\sigma = 1.818$ S/m; $\epsilon_r = 39.793$; $\rho = 1000$ kg/m³

Phantom section: Left Section

DASY5 Configuration:

- Probe: EX3DV4 - SN7329; ConvF(7.62, 7.62, 7.62); Calibrated: 2018/9/30;
- Sensor-Surface: 1.4mm (Mechanical Surface Detection)
- Electronics: DAE4 Sn772; Calibrated: 2018/9/28
- Phantom: Twin SAM; Type: Twin SAM V5.0; Serial: 1412
- Measurement SW: DASY52, Version 52.8 (8);

Area Scan (131x71x1): Interpolated grid: dx=1.200 mm, dy=1.200 mm

Maximum value of SAR (interpolated) = 0.948 W/kg

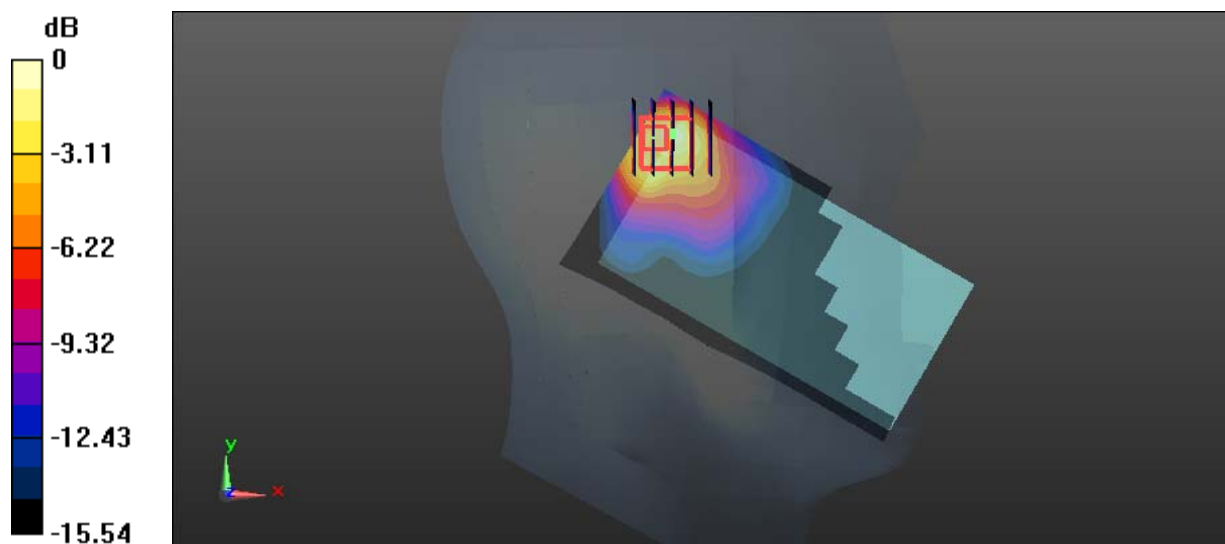
Zoom Scan (5x5x7)/Cube 0: Measurement grid: dx=8mm, dy=8mm, dz=5mm

Reference Value = 12.83 V/m; Power Drift = -0.04 dB

Peak SAR (extrapolated) = 1.46 W/kg

SAR(1 g) = 0.568 W/kg; SAR(10 g) = 0.268 W/kg

Maximum value of SAR (measured) = 1.06 W/kg



0 dB = 1.06 W/kg = 0.25 dBW/kg

Test Plot 154#: WLAN 2.4G Mode B_Head Left Tilt_Middle**DUT: Mobile Phone; Type: Gravity 5 GO; Serial: 18121000120**

Communication System: IEEE 802.11b WiFi 2.4 GHz; Frequency: 2437 MHz; Duty Cycle: 1:1

Medium parameters used: $f = 2437$ MHz; $\sigma = 1.761$ S/m; $\epsilon_r = 40.114$; $\rho = 1000$ kg/m³

Phantom section: Left Section

DASY5 Configuration:

- Probe: EX3DV4 - SN7329; ConvF(7.62, 7.62, 7.62); Calibrated: 2018/9/30;
- Sensor-Surface: 1.4mm (Mechanical Surface Detection)
- Electronics: DAE4 Sn772; Calibrated: 2018/9/28
- Phantom: Twin SAM; Type: Twin SAM V5.0; Serial: 1412
- Measurement SW: DASY52, Version 52.8 (8);

Area Scan (131x71x1): Interpolated grid: dx=1.200 mm, dy=1.200 mm

Maximum value of SAR (interpolated) = 0.699 W/kg

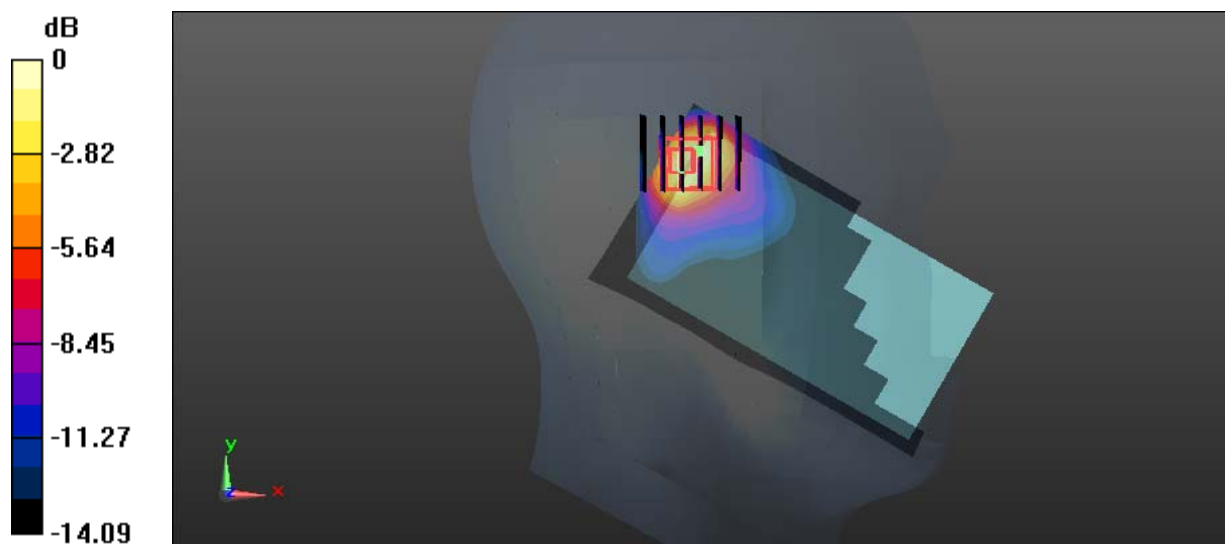
Zoom Scan (6x5x7)/Cube 0: Measurement grid: dx=8mm, dy=8mm, dz=5mm

Reference Value = 11.00 V/m; Power Drift = -0.15 dB

Peak SAR (extrapolated) = 1.05 W/kg

SAR(1 g) = 0.425 W/kg; SAR(10 g) = 0.183 W/kg

Maximum value of SAR (measured) = 0.786 W/kg



0 dB = 0.786 W/kg = -1.05 dBW/kg

Test Plot 155#: WLAN 2.4G Mode B_Head Right Cheek_Middle**DUT: Mobile Phone; Type: Gravity 5 GO; Serial: 18121000120**

Communication System: IEEE 802.11b WiFi 2.4 GHz; Frequency: 2437 MHz; Duty Cycle: 1:1

Medium parameters used: $f = 2437$ MHz; $\sigma = 1.761$ S/m; $\epsilon_r = 40.114$; $\rho = 1000$ kg/m³

Phantom section: Right Section

DASY5 Configuration:

- Probe: EX3DV4 - SN7329; ConvF(7.62, 7.62, 7.62); Calibrated: 2018/9/30;
- Sensor-Surface: 1.4mm (Mechanical Surface Detection)
- Electronics: DAE4 Sn772; Calibrated: 2018/9/28
- Phantom: Twin SAM; Type: Twin SAM V5.0; Serial: 1412
- Measurement SW: DASY52, Version 52.8 (8);

Area Scan (131x81x1): Interpolated grid: dx=1.200 mm, dy=1.200 mm

Maximum value of SAR (interpolated) = 0.560 W/kg


Zoom Scan (5x5x7)/Cube 0: Measurement grid: dx=8mm, dy=8mm, dz=5mm

Reference Value = 12.37 V/m; Power Drift = 0.19 dB

Peak SAR (extrapolated) = 0.825 W/kg

SAR(1 g) = 0.376 W/kg; SAR(10 g) = 0.182 W/kg

Maximum value of SAR (measured) = 0.581 W/kg



0 dB = 0.581 W/kg = -2.36 dBW/kg

Test Plot 156#: WLAN 2.4G Mode B_Head Right Tilt_Middle**DUT: Mobile Phone; Type: Gravity 5 GO; Serial: 18121000120**

Communication System: IEEE 802.11b WiFi 2.4 GHz; Frequency: 2437 MHz; Duty Cycle: 1:1

Medium parameters used: $f = 2437$ MHz; $\sigma = 1.761$ S/m; $\epsilon_r = 40.114$; $\rho = 1000$ kg/m³

Phantom section: Right Section

DASY5 Configuration:

- Probe: EX3DV4 - SN7329; ConvF(7.62, 7.62, 7.62); Calibrated: 2018/9/30;
- Sensor-Surface: 1.4mm (Mechanical Surface Detection)
- Electronics: DAE4 Sn772; Calibrated: 2018/9/28
- Phantom: Twin SAM; Type: Twin SAM V5.0; Serial: 1412
- Measurement SW: DASY52, Version 52.8 (8);

Area Scan (131x81x1): Interpolated grid: dx=1.200 mm, dy=1.200 mm

Maximum value of SAR (interpolated) = 0.203 W/kg

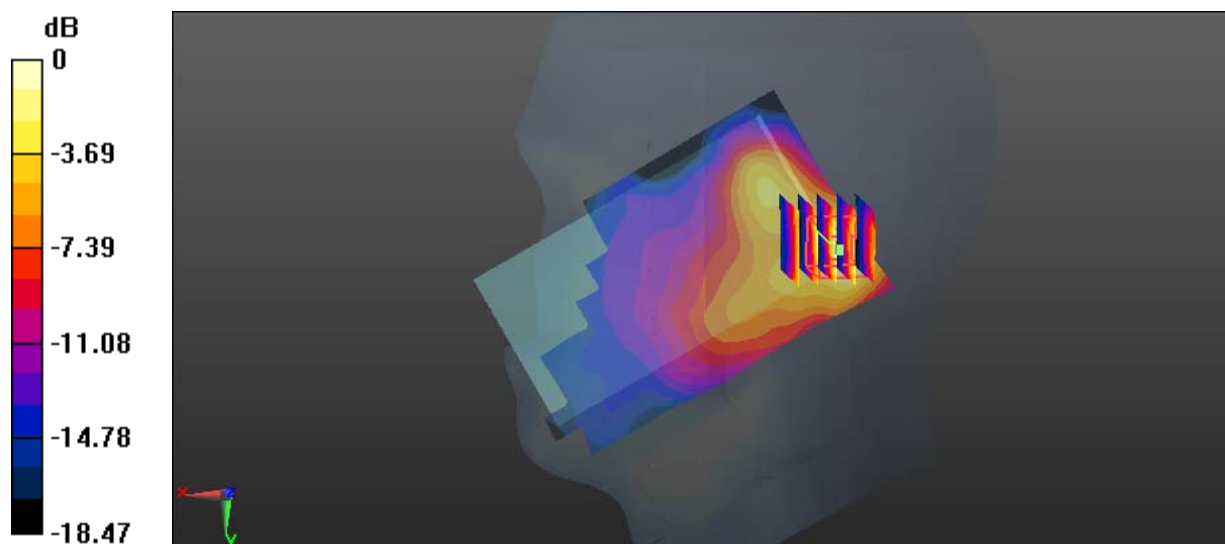
Zoom Scan (5x5x7)/Cube 0: Measurement grid: dx=8mm, dy=8mm, dz=5mm

Reference Value = 7.422 V/m; Power Drift = 0.06 dB

Peak SAR (extrapolated) = 0.263 W/kg

SAR(1 g) = 0.128 W/kg; SAR(10 g) = 0.060 W/kg

Maximum value of SAR (measured) = 0.204 W/kg



0 dB = 0.204 W/kg = -6.90 dBW/kg

Test Plot 157#: WLAN 2.4G Mode B_Body Back_Low**DUT: Mobile Phone; Type: Gravity 5 GO; Serial: 18121000120**

Communication System: IEEE 802.11b WiFi 2.4 GHz; Frequency: 2412 MHz; Duty Cycle: 1:1

Medium parameters used: $f = 2412$ MHz; $\sigma = 1.908$ S/m; $\epsilon_r = 54.396$; $\rho = 1000$ kg/m³

Phantom section: Center Section

DASY5 Configuration:

- Probe: EX3DV4 - SN7329; ConvF(7.47, 7.47, 7.47); Calibrated: 2018/9/30;
- Sensor-Surface: 1.4mm (Mechanical Surface Detection)
- Electronics: DAE4 Sn772; Calibrated: 2018/9/28
- Phantom: Triple Flat Phantom 5.1C; Type: QD 000 P51 CA; Serial: 1130
- Measurement SW: DASY52, Version 52.8 (8);

Area Scan (141x71x1): Interpolated grid: dx=1.200 mm, dy=1.200 mm

Maximum value of SAR (interpolated) = 0.343 W/kg

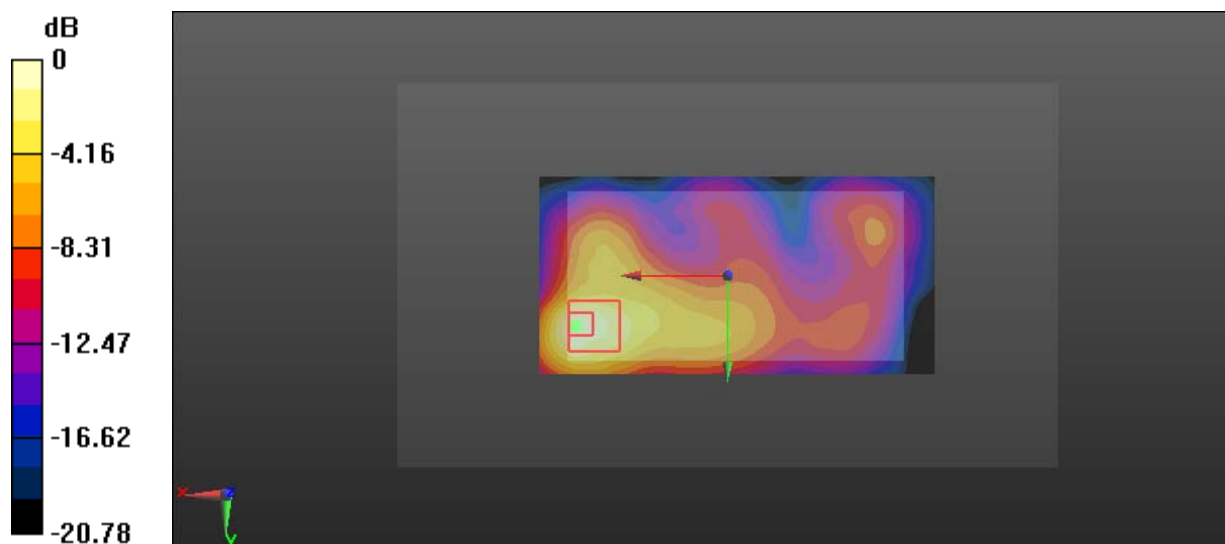
Zoom Scan (6x5x7)/Cube 0: Measurement grid: dx=8mm, dy=8mm, dz=5mm

Reference Value = 4.876 V/m; Power Drift = 0.03 dB

Peak SAR (extrapolated) = 0.420 W/kg

SAR(1 g) = 0.181 W/kg; SAR(10 g) = 0.091 W/kg

Maximum value of SAR (measured) = 0.327 W/kg



0 dB = 0.327 W/kg = -4.85 dBW/kg

Test Plot 158#: WLAN 2.4G Mode B_Body Back_Middle**DUT: Mobile Phone; Type: Gravity 5 GO; Serial: 18121000120**

Communication System: IEEE 802.11b WiFi 2.4 GHz; Frequency: 2437 MHz; Duty Cycle: 1:1

Medium parameters used: $f = 2437$ MHz; $\sigma = 1.935$ S/m; $\epsilon_r = 54.22$; $\rho = 1000$ kg/m³

Phantom section: Center Section

DASY5 Configuration:

- Probe: EX3DV4 - SN7329; ConvF(7.47, 7.47, 7.47); Calibrated: 2018/9/30;
- Sensor-Surface: 1.4mm (Mechanical Surface Detection)
- Electronics: DAE4 Sn772; Calibrated: 2018/9/28
- Phantom: Triple Flat Phantom 5.1C; Type: QD 000 P51 CA; Serial: 1130
- Measurement SW: DASY52, Version 52.8 (8);

Area Scan (141x71x1): Interpolated grid: dx=1.200 mm, dy=1.200 mm

Maximum value of SAR (interpolated) = 0.420 W/kg

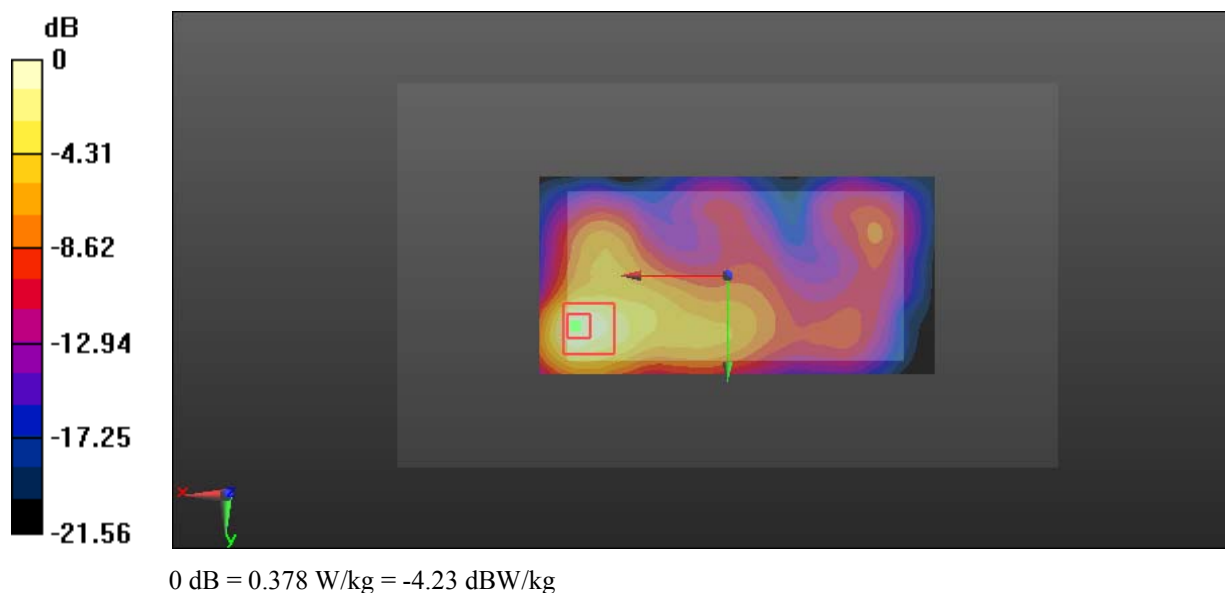
Zoom Scan (6x5x7)/Cube 0: Measurement grid: dx=8mm, dy=8mm, dz=5mm

Reference Value = 5.032 V/m; Power Drift = -0.11 dB

Peak SAR (extrapolated) = 0.490 W/kg

SAR(1 g) = 0.208 W/kg; SAR(10 g) = 0.102 W/kg

Maximum value of SAR (measured) = 0.378 W/kg



Test Plot 159#: WLAN 2.4G Mode B_Body Back_High**DUT: Mobile Phone; Type: Gravity 5 GO; Serial: 18121000120**

Communication System: IEEE 802.11b WiFi 2.4 GHz; Frequency: 2462 MHz; Duty Cycle: 1:1

Medium parameters used: $f = 2462$ MHz; $\sigma = 1.977$ S/m; $\epsilon_r = 53.956$; $\rho = 1000$ kg/m³

Phantom section: Center Section

DASY5 Configuration:

- Probe: EX3DV4 - SN7329; ConvF(7.47, 7.47, 7.47); Calibrated: 2018/9/30;
- Sensor-Surface: 1.4mm (Mechanical Surface Detection)
- Electronics: DAE4 Sn772; Calibrated: 2018/9/28
- Phantom: Triple Flat Phantom 5.1C; Type: QD 000 P51 CA; Serial: 1130
- Measurement SW: DASY52, Version 52.8 (8);

Area Scan (141x71x1): Interpolated grid: dx=1.200 mm, dy=1.200 mm

Maximum value of SAR (interpolated) = 0.353 W/kg

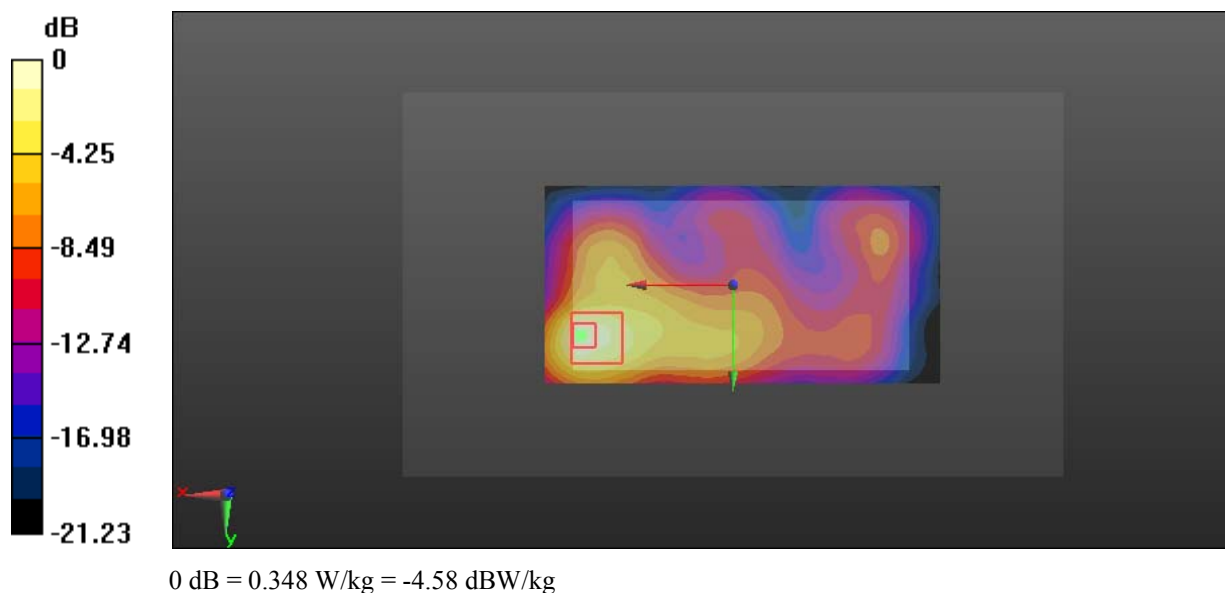
Zoom Scan (6x5x7)/Cube 0: Measurement grid: dx=8mm, dy=8mm, dz=5mm

Reference Value = 4.876 V/m; Power Drift = -0.10 dB

Peak SAR (extrapolated) = 0.449 W/kg

SAR(1 g) = 0.187 W/kg; SAR(10 g) = 0.092 W/kg

Maximum value of SAR (measured) = 0.348 W/kg



Test Plot 160#: WLAN 2.4G Mode B_Body Right_Middle**DUT: Mobile Phone; Type: Gravity 5 GO; Serial: 18121000120**

Communication System: IEEE 802.11b WiFi 2.4 GHz; Frequency: 2437 MHz; Duty Cycle: 1:1

Medium parameters used: $f = 2437$ MHz; $\sigma = 1.935$ S/m; $\epsilon_r = 54.22$; $\rho = 1000$ kg/m³

Phantom section: Center Section

DASY5 Configuration:

- Probe: EX3DV4 - SN7329; ConvF(7.47, 7.47, 7.47); Calibrated: 2018/9/30;
- Sensor-Surface: 1.4mm (Mechanical Surface Detection)
- Electronics: DAE4 Sn772; Calibrated: 2018/9/28
- Phantom: Triple Flat Phantom 5.1C; Type: QD 000 P51 CA; Serial: 1130
- Measurement SW: DASY52, Version 52.8 (8);

Area Scan (141x51x1): Interpolated grid: dx=1.200 mm, dy=1.200 mm

Maximum value of SAR (interpolated) = 0.317 W/kg

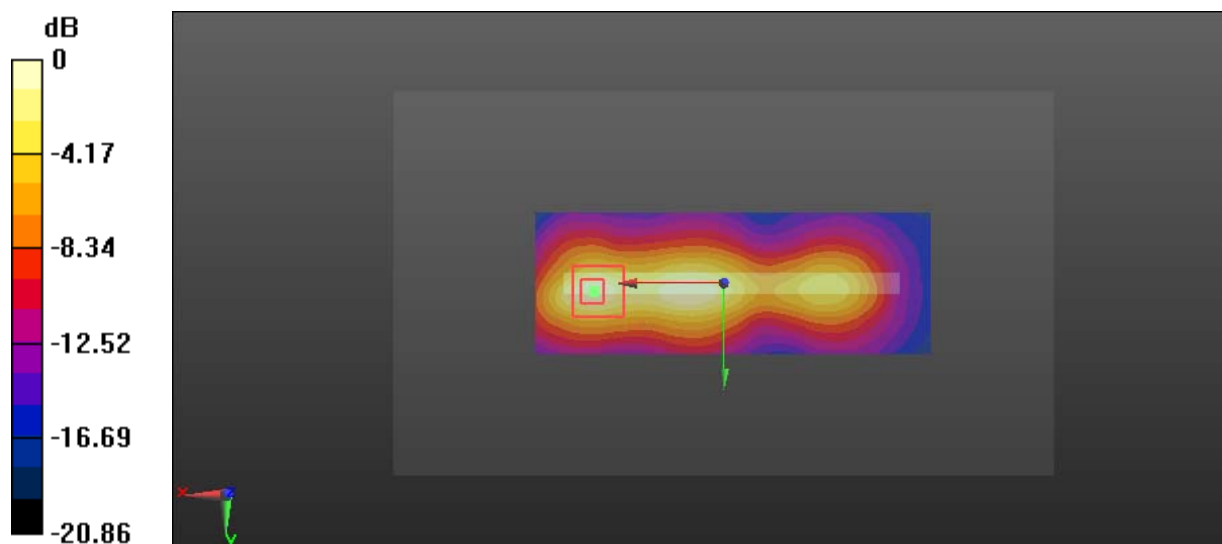
Zoom Scan (5x5x7)/Cube 0: Measurement grid: dx=8mm, dy=8mm, dz=5mm

Reference Value = 10.59 V/m; Power Drift = -0.17 dB

Peak SAR (extrapolated) = 0.383 W/kg

SAR(1 g) = 0.187 W/kg; SAR(10 g) = 0.087 W/kg

Maximum value of SAR (measured) = 0.316 W/kg



0 dB = 0.316 W/kg = -5.00 dBW/kg

Test Plot 161#: WLAN 2.4G Mode B_Body Top_Middle**DUT: Mobile Phone; Type: Gravity 5 GO; Serial: 18121000120**

Communication System: IEEE 802.11b WiFi 2.4 GHz; Frequency: 2437 MHz; Duty Cycle: 1:1

Medium parameters used: $f = 2437$ MHz; $\sigma = 1.935$ S/m; $\epsilon_r = 54.22$; $\rho = 1000$ kg/m³

Phantom section: Center Section

DASY5 Configuration:

- Probe: EX3DV4 - SN7329; ConvF(7.47, 7.47, 7.47); Calibrated: 2018/9/30;
- Sensor-Surface: 1.4mm (Mechanical Surface Detection)
- Electronics: DAE4 Sn772; Calibrated: 2018/9/28
- Phantom: Triple Flat Phantom 5.1C; Type: QD 000 P51 CA; Serial: 1130
- Measurement SW: DASY52, Version 52.8 (8);

Area Scan (51x71x1): Interpolated grid: dx=1.200 mm, dy=1.200 mm

Maximum value of SAR (interpolated) = 0.229 W/kg

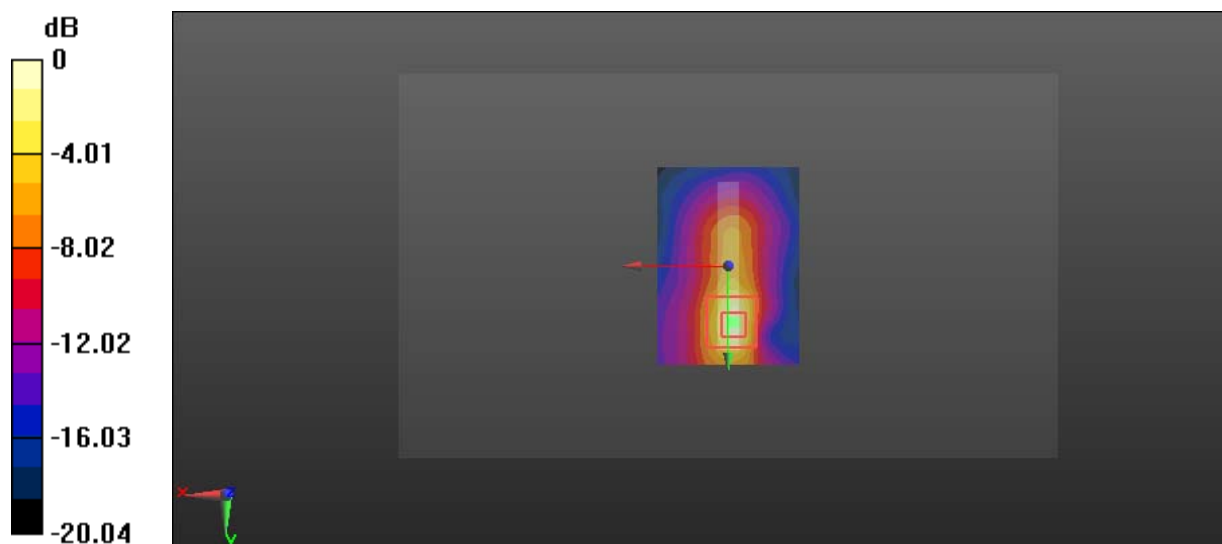
Zoom Scan (5x5x7)/Cube 0: Measurement grid: dx=8mm, dy=8mm, dz=5mm

Reference Value = 5.852 V/m; Power Drift = -0.12 dB

Peak SAR (extrapolated) = 0.303 W/kg

SAR(1 g) = 0.130 W/kg; SAR(10 g) = 0.053 W/kg

Maximum value of SAR (measured) = 0.249 W/kg



0 dB = 0.249 W/kg = -6.04 dBW/kg

Test Plot 162#: Bluetooth_8DPSK_3DH5_Head Left Cheek_Low**DUT: Mobile Phone; Type: Gravity 5 GO; Serial: 18121000120**

Communication System: Bluetooth(8DPSK,3DH5); Frequency: 2402 MHz;Duty Cycle: 1:1.27

Medium parameters used: $f = 2402$ MHz; $\sigma = 1.696$ S/m; $\epsilon_r = 40.237$; $\rho = 1000$ kg/m³

Phantom section: Left Section

DASY5 Configuration:

- Probe: EX3DV4 - SN7329; ConvF(7.62, 7.62, 7.62); Calibrated: 2018/9/30;
- Sensor-Surface: 1.4mm (Mechanical Surface Detection)
- Electronics: DAE4 Sn772; Calibrated: 2018/9/28
- Phantom: Twin SAM; Type: Twin SAM V5.0; Serial: 1412
- Measurement SW: DASY52, Version 52.8 (8);

Area Scan (131x71x1): Interpolated grid: dx=1.200 mm, dy=1.200 mm

Maximum value of SAR (interpolated) = 0.0925 W/kg

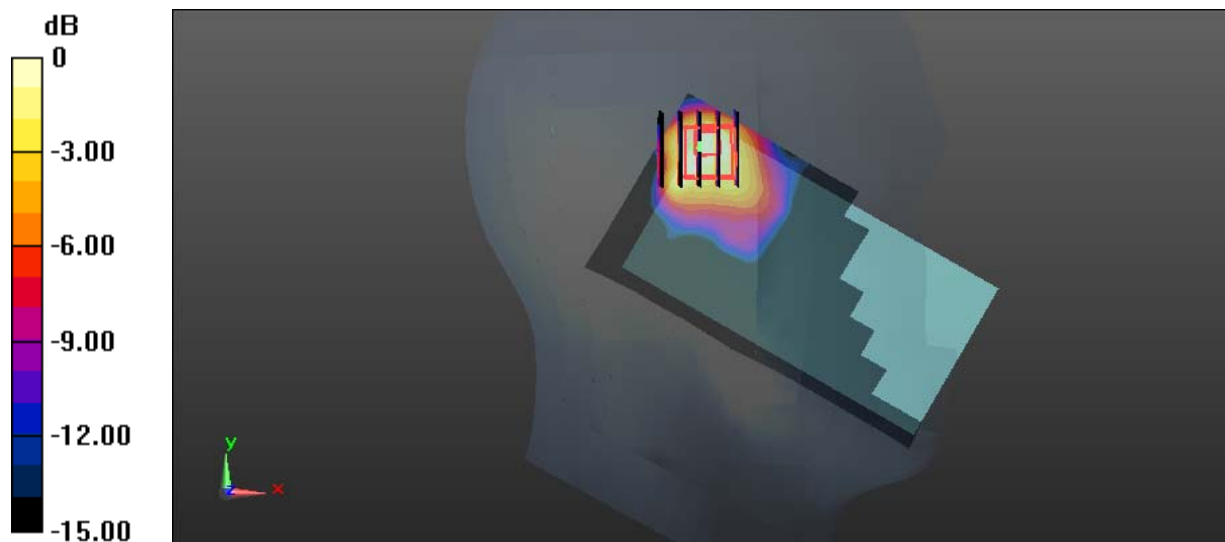
Zoom Scan (5x5x7)/Cube 0: Measurement grid: dx=8mm, dy=8mm, dz=5mm

Reference Value = 3.067 V/m; Power Drift = -0.11 dB

Peak SAR (extrapolated) = 0.0850 W/kg

SAR(1 g) = 0.036 W/kg; SAR(10 g) = 0.017 W/kg

Maximum value of SAR (measured) = 0.0606 W/kg



0 dB = 0.0606 W/kg = -12.18 dBW/kg

Test Plot 163#: Bluetooth_8DPSK_3DH5_Head Left Cheek_Middle**DUT: Mobile Phone; Type: Gravity 5 GO; Serial: 18121000120**

Communication System: Bluetooth(8DPSK,3DH5); Frequency: 2441 MHz;Duty Cycle: 1:1.27

Medium parameters used: $f = 2441$ MHz; $\sigma = 1.772$ S/m; $\epsilon_r = 39.862$; $\rho = 1000$ kg/m³

Phantom section: Left Section

DASY5 Configuration:

- Probe: EX3DV4 - SN7329; ConvF(7.62, 7.62, 7.62); Calibrated: 2018/9/30;
- Sensor-Surface: 1.4mm (Mechanical Surface Detection)
- Electronics: DAE4 Sn772; Calibrated: 2018/9/28
- Phantom: Twin SAM; Type: Twin SAM V5.0; Serial: 1412
- Measurement SW: DASY52, Version 52.8 (8);

Area Scan (131x71x1): Interpolated grid: dx=1.200 mm, dy=1.200 mm

Maximum value of SAR (interpolated) = 0.111 W/kg

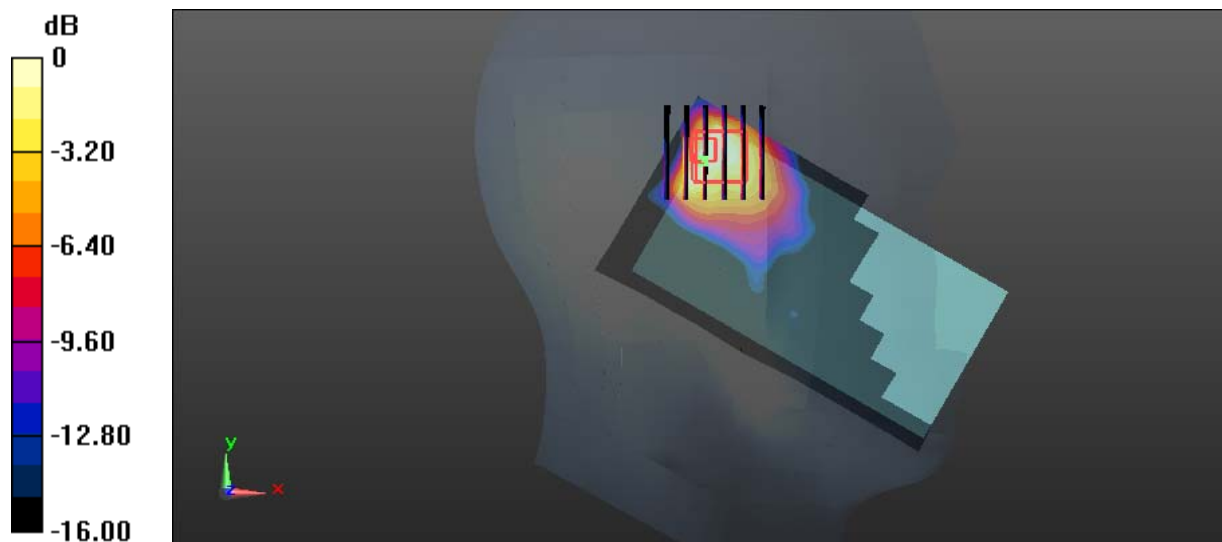
Zoom Scan (6x6x7)/Cube 0: Measurement grid: dx=8mm, dy=8mm, dz=5mm

Reference Value = 3.037 V/m; Power Drift = -0.10 dB

Peak SAR (extrapolated) = 0.0880 W/kg

SAR(1 g) = 0.036 W/kg; SAR(10 g) = 0.017 W/kg

Maximum value of SAR (measured) = 0.0662 W/kg



0 dB = 0.0662 W/kg = -11.79 dBW/kg

Test Plot 164#: Bluetooth_8DPSK_3DH5_Head Left Cheek**DUT: Mobile Phone; Type: Gravity 5 GO; Serial: 18121000120**

Communication System: Bluetooth(8DPSK,3DH5); Frequency: 2456 MHz;Duty Cycle: 1:1.27

Medium parameters used: $f = 2456$ MHz; $\sigma = 1.802$ S/m; $\epsilon_r = 39.815$; $\rho = 1000$ kg/m³

Phantom section: Left Section

DASY5 Configuration:

- Probe: EX3DV4 - SN7329; ConvF(7.62, 7.62, 7.62); Calibrated: 2018/9/30;
- Sensor-Surface: 1.4mm (Mechanical Surface Detection)
- Electronics: DAE4 Sn772; Calibrated: 2018/9/28
- Phantom: Twin SAM; Type: Twin SAM V5.0; Serial: 1412
- Measurement SW: DASY52, Version 52.8 (8);

Area Scan (131x71x1): Interpolated grid: dx=1.200 mm, dy=1.200 mm

Maximum value of SAR (interpolated) = 0.133 W/kg

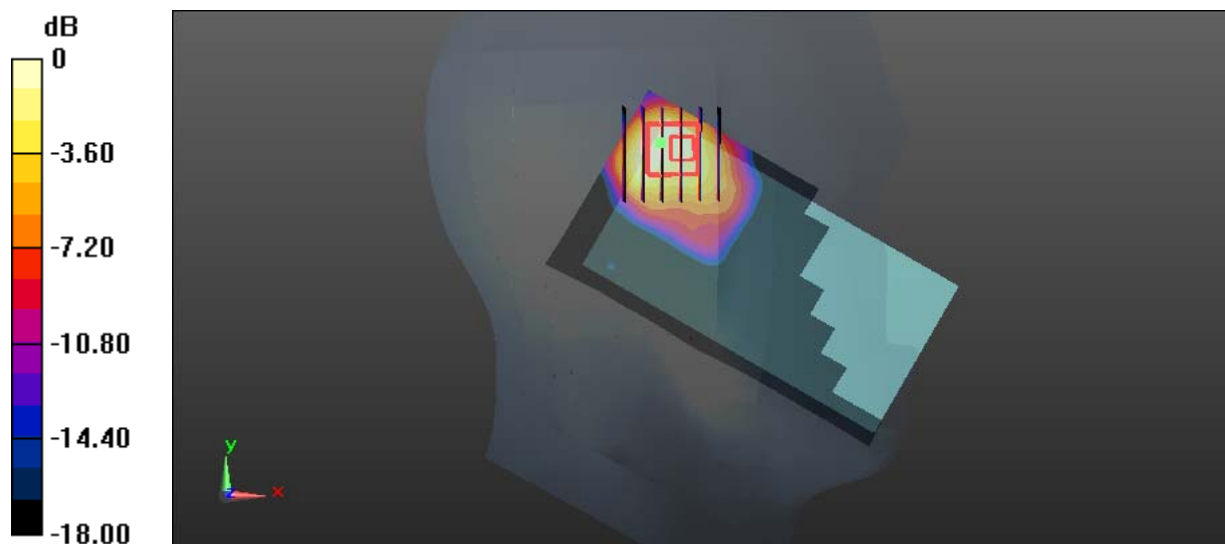
Zoom Scan (6x6x7)/Cube 0: Measurement grid: dx=8mm, dy=8mm, dz=5mm

Reference Value = 3.320 V/m; Power Drift = 0.13 dB

Peak SAR (extrapolated) = 0.105 W/kg

SAR(1 g) = 0.043 W/kg; SAR(10 g) = 0.020 W/kg

Maximum value of SAR (measured) = 0.0791 W/kg



0 dB = 0.0791 W/kg = -11.02 dBW/kg

Test Plot 165#: Bluetooth_8DPSK_3DH5_Head Left Cheek_High**DUT: Mobile Phone; Type: Gravity 5 GO; Serial: 18121000120**

Communication System: Bluetooth(8DPSK,3DH5); Frequency: 2480 MHz;Duty Cycle: 1:1.27

Medium parameters used: $f = 2480$ MHz; $\sigma = 1.821$ S/m; $\epsilon_r = 39.613$; $\rho = 1000$ kg/m³

Phantom section: Left Section

DASY5 Configuration:

- Probe: EX3DV4 - SN7329; ConvF(7.62, 7.62, 7.62); Calibrated: 2018/9/30;
- Sensor-Surface: 1.4mm (Mechanical Surface Detection)
- Electronics: DAE4 Sn772; Calibrated: 2018/9/28
- Phantom: Twin SAM; Type: Twin SAM V5.0; Serial: 1412
- Measurement SW: DASY52, Version 52.8 (8);

Area Scan (131x71x1): Interpolated grid: dx=1.200 mm, dy=1.200 mm

Maximum value of SAR (interpolated) = 0.0881 W/kg

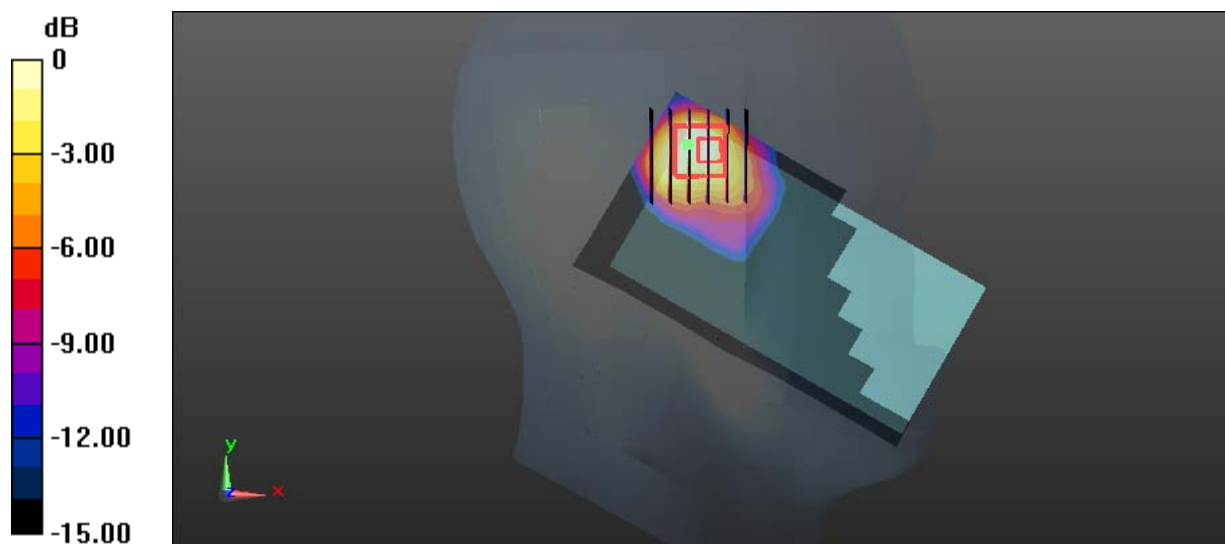
Zoom Scan (6x6x7)/Cube 0: Measurement grid: dx=8mm, dy=8mm, dz=5mm

Reference Value = 3.015 V/m; Power Drift = -0.17 dB

Peak SAR (extrapolated) = 0.0840 W/kg

SAR(1 g) = 0.036 W/kg; SAR(10 g) = 0.018 W/kg

Maximum value of SAR (measured) = 0.0633 W/kg



0 dB = 0.0633 W/kg = -11.99 dBW/kg

Test Plot 166#: Bluetooth_8DPSK_3DH5_Head Left Tilt_Middle**DUT: Mobile Phone; Type: Gravity 5 GO; Serial: 18121000120**

Communication System: Bluetooth(8DPSK,3DH5); Frequency: 2441 MHz;Duty Cycle: 1:1.27

Medium parameters used: $f = 2441$ MHz; $\sigma = 1.772$ S/m; $\epsilon_r = 39.862$; $\rho = 1000$ kg/m³

Phantom section: Left Section

DASY5 Configuration:

- Probe: EX3DV4 - SN7329; ConvF(7.62, 7.62, 7.62); Calibrated: 2018/9/30;
- Sensor-Surface: 1.4mm (Mechanical Surface Detection)
- Electronics: DAE4 Sn772; Calibrated: 2018/9/28
- Phantom: Twin SAM; Type: Twin SAM V5.0; Serial: 1412
- Measurement SW: DASY52, Version 52.8 (8);

Area Scan (131x71x1): Interpolated grid: dx=1.200 mm, dy=1.200 mm

Maximum value of SAR (interpolated) = 0.0650 W/kg

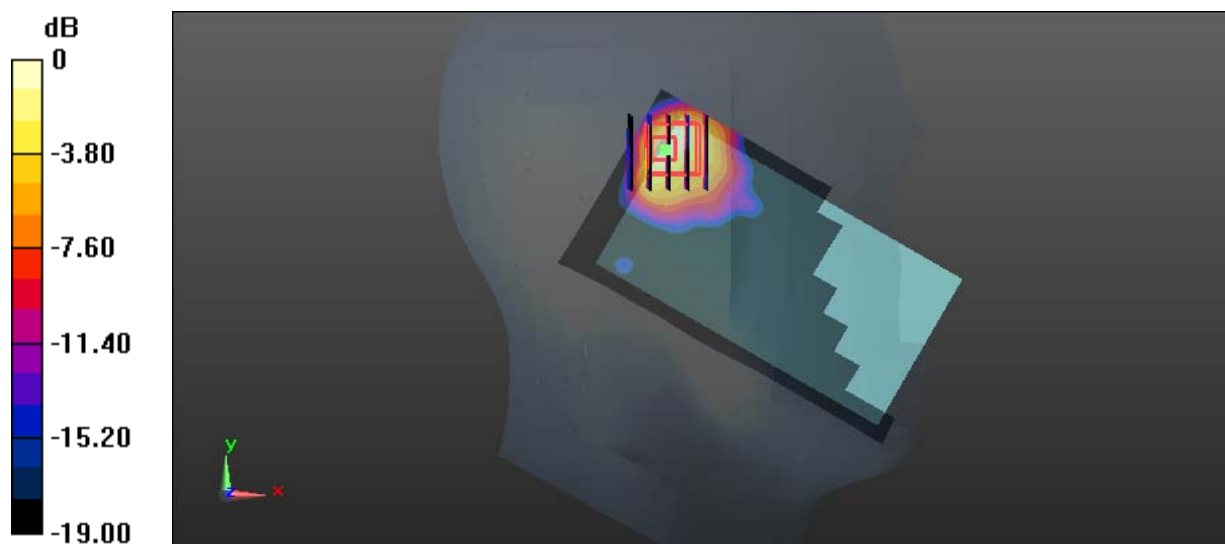
Zoom Scan (5x5x7)/Cube 0: Measurement grid: dx=8mm, dy=8mm, dz=5mm

Reference Value = 2.386 V/m; Power Drift = 0.15 dB

Peak SAR (extrapolated) = 0.0760 W/kg

SAR(1 g) = 0.029 W/kg; SAR(10 g) = 0.011 W/kg

Maximum value of SAR (measured) = 0.0554 W/kg



0 dB = 0.0554 W/kg = -12.56 dBW/kg

Test Plot 167#: Bluetooth_8DPSK_3DH5_Head Right Cheek_Middle**DUT: Mobile Phone; Type: Gravity 5 GO; Serial: 18121000120**

Communication System: Bluetooth(8DPSK,3DH5); Frequency: 2441 MHz;Duty Cycle: 1:1.27

Medium parameters used: $f = 2441$ MHz; $\sigma = 1.772$ S/m; $\epsilon_r = 39.862$; $\rho = 1000$ kg/m³

Phantom section: Right Section

DASY5 Configuration:

- Probe: EX3DV4 - SN7329; ConvF(7.62, 7.62, 7.62); Calibrated: 2018/9/30;
- Sensor-Surface: 1.4mm (Mechanical Surface Detection)
- Electronics: DAE4 Sn772; Calibrated: 2018/9/28
- Phantom: Twin SAM; Type: Twin SAM V5.0; Serial: 1412
- Measurement SW: DASY52, Version 52.8 (8);

Area Scan (131x71x1): Interpolated grid: dx=1.200 mm, dy=1.200 mm

Maximum value of SAR (interpolated) = 0.0221 W/kg


Zoom Scan (6x6x7)/Cube 0: Measurement grid: dx=8mm, dy=8mm, dz=5mm

Reference Value = 1.731 V/m; Power Drift = -0.03 dB

Peak SAR (extrapolated) = 0.0570 W/kg

SAR(1 g) = 0.013 W/kg; SAR(10 g) = 0.00581 W/kg

Maximum value of SAR (measured) = 0.0208 W/kg



0 dB = 0.0208 W/kg = -16.82 dBW/kg

Test Plot 168#: Bluetooth_8DPSK_3DH5_Head Right Tilt_Middle**DUT: Mobile Phone; Type: Gravity 5 GO; Serial: 18121000120**

Communication System: Bluetooth(8DPSK,3DH5); Frequency: 2441 MHz;Duty Cycle: 1:1.27

Medium parameters used: $f = 2441$ MHz; $\sigma = 1.772$ S/m; $\epsilon_r = 39.862$; $\rho = 1000$ kg/m³

Phantom section: Right Section

DASY5 Configuration:

- Probe: EX3DV4 - SN7329; ConvF(7.62, 7.62, 7.62); Calibrated: 2018/9/30;
- Sensor-Surface: 1.4mm (Mechanical Surface Detection)
- Electronics: DAE4 Sn772; Calibrated: 2018/9/28
- Phantom: Twin SAM; Type: Twin SAM V5.0; Serial: 1412
- Measurement SW: DASY52, Version 52.8 (8);

Area Scan (131x81x1): Interpolated grid: dx=1.200 mm, dy=1.200 mm

Maximum value of SAR (interpolated) = 0.0226 W/kg


Zoom Scan (5x5x7)/Cube 0: Measurement grid: dx=8mm, dy=8mm, dz=5mm

Reference Value = 1.442 V/m; Power Drift = -0.17 dB

Peak SAR (extrapolated) = 0.0236 W/kg

SAR(1 g) = 0.011 W/kg; SAR(10 g) = 0.00391 W/kg

Maximum value of SAR (measured) = 0.0198 W/kg



0 dB = 0.0198 W/kg = -17.03 dBW/kg

Test Plot 169#: Bluetooth_8DPSK_3DH5_Body Back_Low**DUT: Mobile Phone; Type: Gravity 5 GO; Serial: 18121000120**

Communication System: Bluetooth(8DPSK,3DH5); Frequency: 2402 MHz;Duty Cycle: 1:1.27

Medium parameters used: $f = 2402$ MHz; $\sigma = 1.872$ S/m; $\epsilon_r = 54.414$; $\rho = 1000$ kg/m³

Phantom section: Center Section

DASY5 Configuration:

- Probe: EX3DV4 - SN7329; ConvF(7.47, 7.47, 7.47); Calibrated: 2018/9/30;
- Sensor-Surface: 1.4mm (Mechanical Surface Detection)
- Electronics: DAE4 Sn772; Calibrated: 2018/9/28
- Phantom: Triple Flat Phantom 5.1C; Type: QD 000 P51 CA; Serial: 1130
- Measurement SW: DASY52, Version 52.8 (8);

Area Scan (141x71x1): Interpolated grid: dx=1.200 mm, dy=1.200 mm

Maximum value of SAR (interpolated) = 0.0441 W/kg

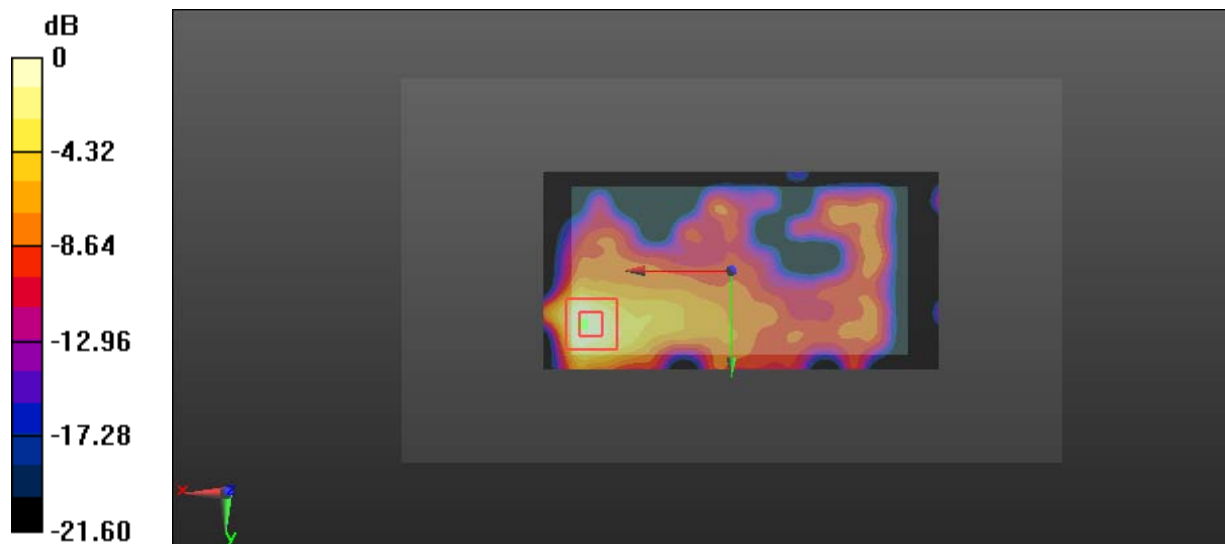
Zoom Scan (5x5x7)/Cube 0: Measurement grid: dx=8mm, dy=8mm, dz=5mm

Reference Value = 1.217 V/m; Power Drift = 0.17 dB

Peak SAR (extrapolated) = 0.0430 W/kg

SAR(1 g) = 0.018 W/kg; SAR(10 g) = 0.0093 W/kg

Maximum value of SAR (measured) = 0.0338 W/kg



0 dB = 0.0338 W/kg = -14.71 dBW/kg

Test Plot 170#: Bluetooth_8DPSK_3DH5_Body Back_Middle**DUT: Mobile Phone; Type: Gravity 5 GO; Serial: 18121000120**

Communication System: Bluetooth(8DPSK,3DH5); Frequency: 2441 MHz;Duty Cycle: 1:1.27

Medium parameters used: $f = 2441$ MHz; $\sigma = 1.941$ S/m; $\epsilon_r = 54.139$; $\rho = 1000$ kg/m³

Phantom section: Center Section

DASY5 Configuration:

- Probe: EX3DV4 - SN7329; ConvF(7.47, 7.47, 7.47); Calibrated: 2018/9/30;
- Sensor-Surface: 1.4mm (Mechanical Surface Detection)
- Electronics: DAE4 Sn772; Calibrated: 2018/9/28
- Phantom: Triple Flat Phantom 5.1C; Type: QD 000 P51 CA; Serial: 1130
- Measurement SW: DASY52, Version 52.8 (8);

Area Scan (141x71x1): Interpolated grid: dx=1.200 mm, dy=1.200 mm

Maximum value of SAR (interpolated) = 0.0474 W/kg

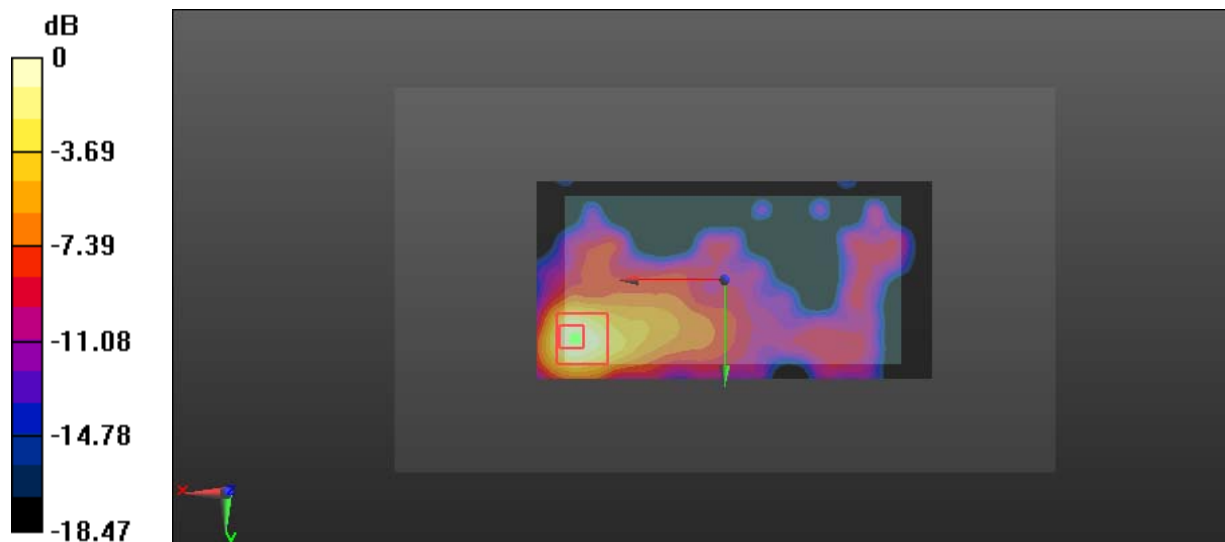
Zoom Scan (5x5x7)/Cube 0: Measurement grid: dx=8mm, dy=8mm, dz=5mm

Reference Value = 1.398 V/m; Power Drift = 0.10 dB

Peak SAR (extrapolated) = 0.0730 W/kg

SAR(1 g) = 0.024 W/kg; SAR(10 g) = 0.012 W/kg

Maximum value of SAR (measured) = 0.0423 W/kg



0 dB = 0.0423 W/kg = -13.74 dBW/kg

Test Plot 171#: Bluetooth_8DPSK_3DH5_Body Back**DUT: Mobile Phone; Type: Gravity 5 GO; Serial: 18121000120**

Communication System: Bluetooth(8DPSK,3DH5); Frequency: 2456 MHz;Duty Cycle: 1:1.27

Medium parameters used: $f = 2456$ MHz; $\sigma = 1.964$ S/m; $\epsilon_r = 54.013$; $\rho = 1000$ kg/m³

Phantom section: Center Section

DASY5 Configuration:

- Probe: EX3DV4 - SN7329; ConvF(7.47, 7.47, 7.47); Calibrated: 2018/9/30;
- Sensor-Surface: 1.4mm (Mechanical Surface Detection)
- Electronics: DAE4 Sn772; Calibrated: 2018/9/28
- Phantom: Triple Flat Phantom 5.1C; Type: QD 000 P51 CA; Serial: 1130
- Measurement SW: DASY52, Version 52.8 (8);

Area Scan (141x71x1): Interpolated grid: dx=1.200 mm, dy=1.200 mm

Maximum value of SAR (interpolated) = 0.0652 W/kg

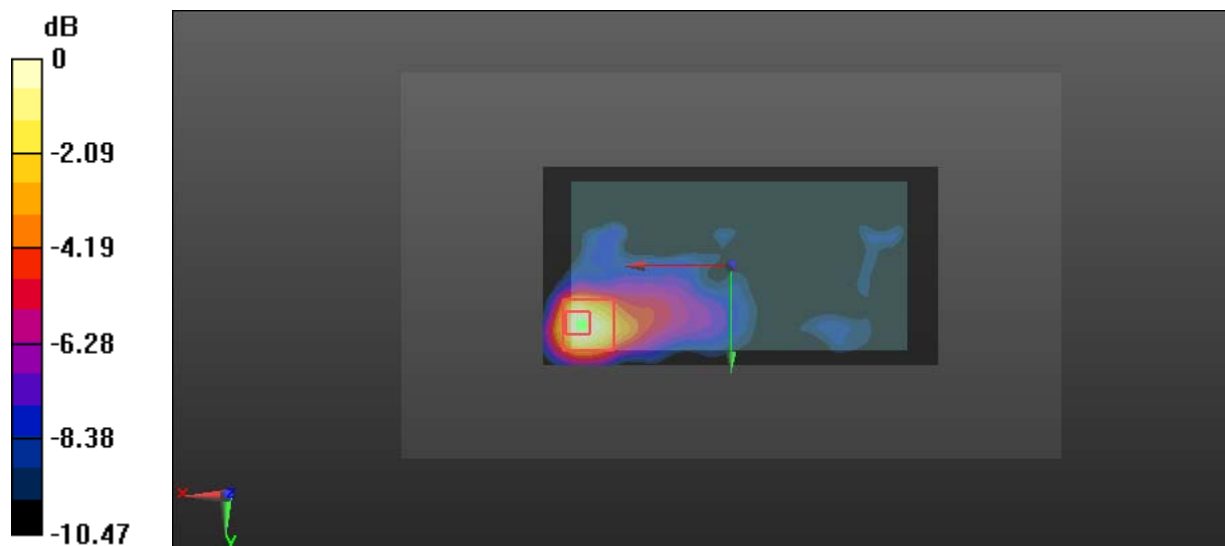
Zoom Scan (5x5x7)/Cube 0: Measurement grid: dx=8mm, dy=8mm, dz=5mm

Reference Value = 1.639 V/m; Power Drift = 0.04 dB

Peak SAR (extrapolated) = 0.101 W/kg

SAR(1 g) = 0.033 W/kg; SAR(10 g) = 0.017 W/kg

Maximum value of SAR (measured) = 0.0582 W/kg



0 dB = 0.0582 W/kg = -12.35 dBW/kg

Test Plot 172#: Bluetooth_8DPSK_3DH5_Body Back_High**DUT: Mobile Phone; Type: Gravity 5 GO; Serial: 18121000120**

Communication System: Bluetooth(8DPSK,3DH5); Frequency: 2480 MHz;Duty Cycle: 1:1.27

Medium parameters used: $f = 2480$ MHz; $\sigma = 1.98$ S/m; $\epsilon_r = 53.876$; $\rho = 1000$ kg/m³

Phantom section: Center Section

DASY5 Configuration:

- Probe: EX3DV4 - SN7329; ConvF(7.47, 7.47, 7.47); Calibrated: 2018/9/30;
- Sensor-Surface: 1.4mm (Mechanical Surface Detection)
- Electronics: DAE4 Sn772; Calibrated: 2018/9/28
- Phantom: Triple Flat Phantom 5.1C; Type: QD 000 P51 CA; Serial: 1130
- Measurement SW: DASY52, Version 52.8 (8);

Area Scan (141x71x1): Interpolated grid: dx=1.200 mm, dy=1.200 mm

Maximum value of SAR (interpolated) = 0.0486 W/kg

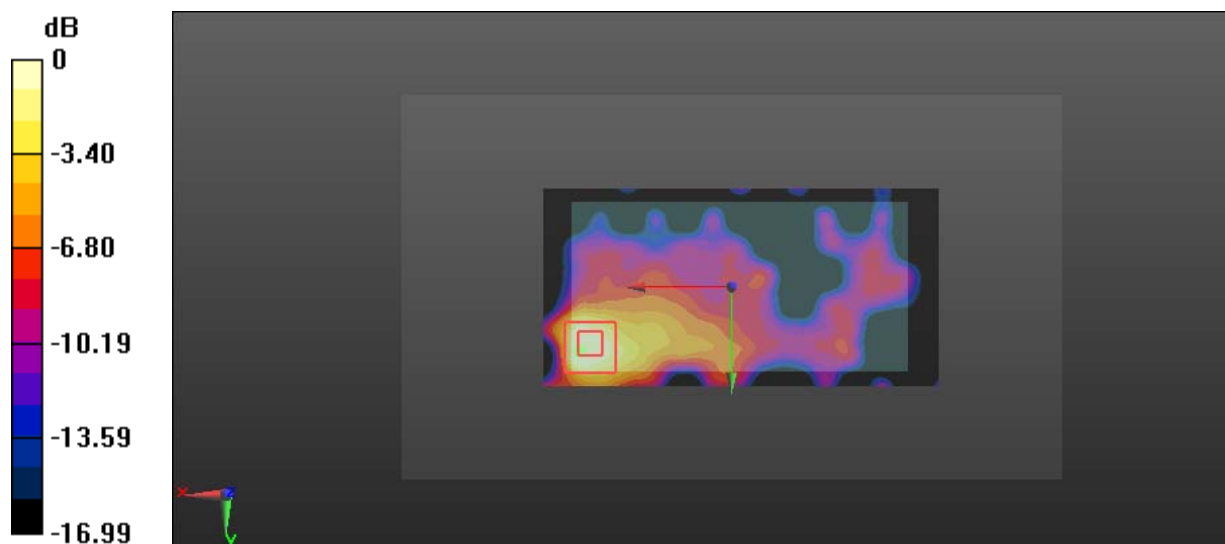
Zoom Scan (5x5x7)/Cube 0: Measurement grid: dx=8mm, dy=8mm, dz=5mm

Reference Value = 1.348 V/m; Power Drift = 0.14 dB

Peak SAR (extrapolated) = 0.0490 W/kg

SAR(1 g) = 0.020 W/kg; SAR(10 g) = 0.010 W/kg

Maximum value of SAR (measured) = 0.0333 W/kg



0 dB = 0.0333 W/kg = -14.78 dBW/kg

Test Plot 173#: Bluetooth_8DPSK_3DH5_Body Right_Middle**DUT: Mobile Phone; Type: Gravity 5 GO; Serial: 18121000120**

Communication System: Bluetooth(8DPSK,3DH5); Frequency: 2441 MHz;Duty Cycle: 1:1.27

Medium parameters used: $f = 2441$ MHz; $\sigma = 1.941$ S/m; $\epsilon_r = 54.139$; $\rho = 1000$ kg/m³

Phantom section: Center Section

DASY5 Configuration:

- Probe: EX3DV4 - SN7329; ConvF(7.47, 7.47, 7.47); Calibrated: 2018/9/30;
- Sensor-Surface: 1.4mm (Mechanical Surface Detection)
- Electronics: DAE4 Sn772; Calibrated: 2018/9/28
- Phantom: Triple Flat Phantom 5.1C; Type: QD 000 P51 CA; Serial: 1130
- Measurement SW: DASY52, Version 52.8 (8);

Area Scan (141x51x1): Interpolated grid: dx=1.200 mm, dy=1.200 mm

Maximum value of SAR (interpolated) = 0.0204 W/kg

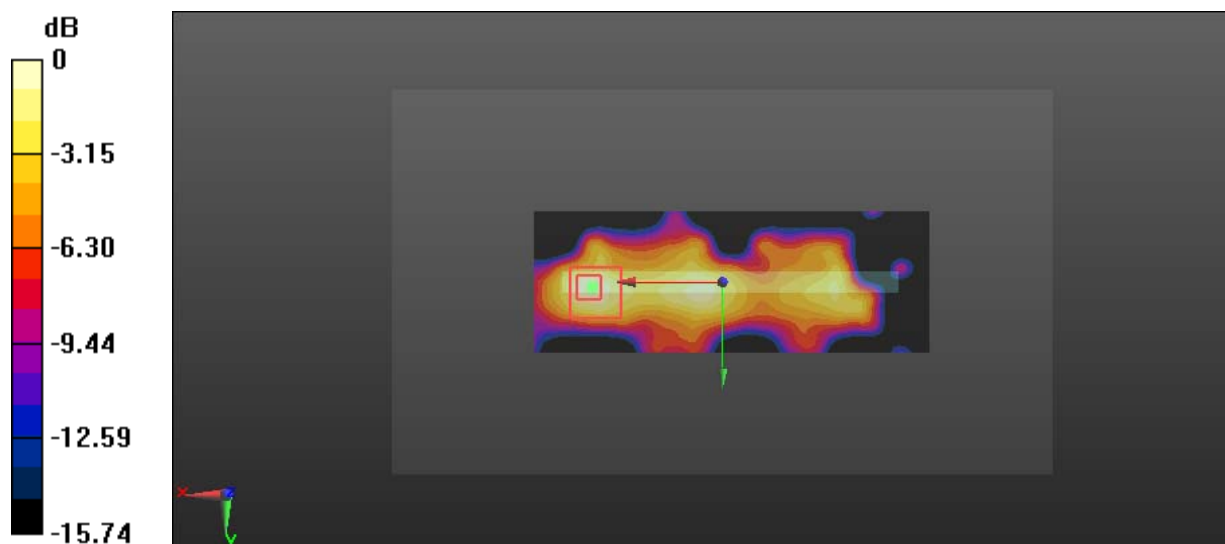
Zoom Scan (5x5x7)/Cube 0: Measurement grid: dx=8mm, dy=8mm, dz=5mm

Reference Value = 2.641 V/m; Power Drift = -0.02 dB

Peak SAR (extrapolated) = 0.0240 W/kg

SAR(1 g) = 0.013 W/kg; SAR(10 g) = 0.00625 W/kg

Maximum value of SAR (measured) = 0.0208 W/kg



0 dB = 0.0208 W/kg = -16.82 dBW/kg

Test Plot 174#: Bluetooth_8DPSK_3DH5_Body Top_Middle**DUT: Mobile Phone; Type: Gravity 5 GO; Serial: 18121000120**

Communication System: Bluetooth(8DPSK,3DH5); Frequency: 2441 MHz;Duty Cycle: 1:1.27

Medium parameters used: $f = 2441$ MHz; $\sigma = 1.941$ S/m; $\epsilon_r = 54.139$; $\rho = 1000$ kg/m³

Phantom section: Center Section

DASY5 Configuration:

- Probe: EX3DV4 - SN7329; ConvF(7.47, 7.47, 7.47); Calibrated: 2018/9/30;
- Sensor-Surface: 1.4mm (Mechanical Surface Detection)
- Electronics: DAE4 Sn772; Calibrated: 2018/9/28
- Phantom: Triple Flat Phantom 5.1C; Type: QD 000 P51 CA; Serial: 1130
- Measurement SW: DASY52, Version 52.8 (8);

Area Scan (51x71x1): Interpolated grid: dx=1.200 mm, dy=1.200 mm

Maximum value of SAR (interpolated) = 0.0262 W/kg

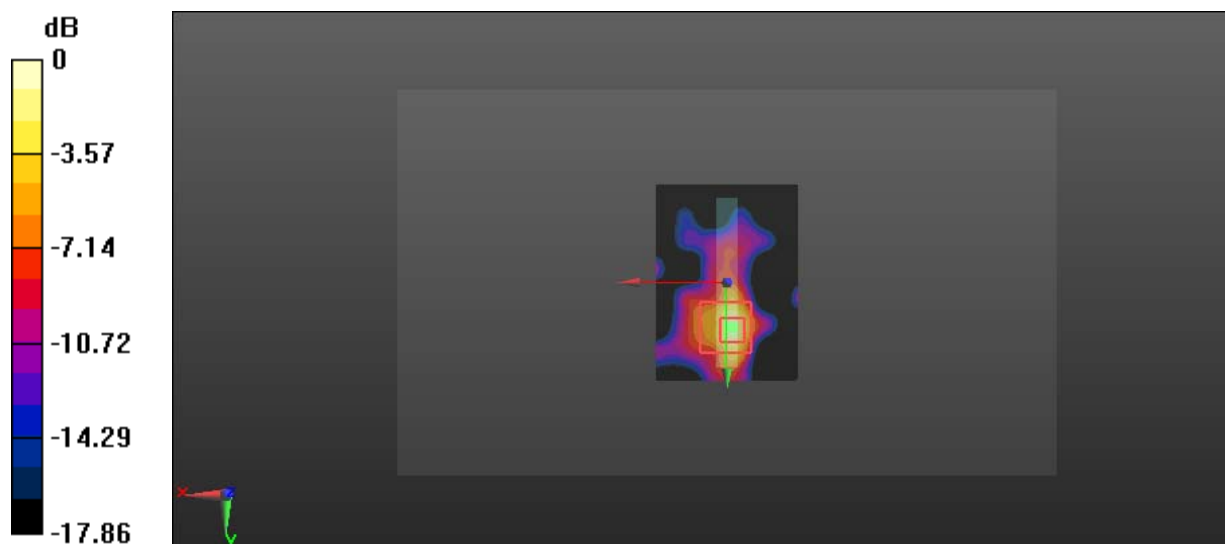
Zoom Scan (5x5x7)/Cube 0: Measurement grid: dx=8mm, dy=8mm, dz=5mm

Reference Value = 1.244 V/m; Power Drift = 0.01 dB

Peak SAR (extrapolated) = 0.0380 W/kg

SAR(1 g) = 0.015 W/kg; SAR(10 g) = 0.00586 W/kg

Maximum value of SAR (measured) = 0.0305 W/kg



0 dB = 0.0305 W/kg = -15.16 dBW/kg