

**Test Plot 1#: GSM 850\_Head Left Cheek\_Middle****DUT: Mobile phone; Type: Astro 5N LTE; Serial: 17102000520**

Communication System: Generic GSM; Frequency: 836.6 MHz; Duty Cycle: 1:8  
Medium parameters used:  $f = 836.6$  MHz;  $\sigma = 0.877$  S/m;  $\epsilon_r = 42.342$ ;  $\rho = 1000$  kg/m<sup>3</sup> ;  
Phantom section: Left Section

DASY5 Configuration:

- Probe: EX3DV4 - SN3619; ConvF(8.9, 8.9, 8.9); Calibrated: 2017/9/25;
- Sensor-Surface: 1.4mm (Mechanical Surface Detection)
- Electronics: DAE4 Sn1459; Calibrated: 2017/9/15
- Phantom: SAM (30deg probe tilt) with CRP v5.0\_20150321; Type: QD000P40CD; Serial: TP:1874
- Measurement SW: DASY52, Version 52.8 (8);

**Area Scan (71x111x1):** Interpolated grid: dx=1.500 mm, dy=1.500 mm

Maximum value of SAR (interpolated) = 0.265 W/kg


**Zoom Scan (5x5x7)/Cube 0:** Measurement grid: dx=8mm, dy=8mm, dz=5mm

Reference Value = 4.856 V/m; Power Drift = 0.12 dB

Peak SAR (extrapolated) = 0.280 W/kg

**SAR(1 g) = 0.236 W/kg; SAR(10 g) = 0.191 W/kg**

Maximum value of SAR (measured) = 0.265 W/kg



**Test Plot 2#: GSM 850\_Head Left Tilt\_Middle****DUT: Mobile phone; Type: Astro 5N LTE; Serial: 17102000520**

Communication System: Generic GSM; Frequency: 836.6 MHz; Duty Cycle: 1:8  
Medium parameters used:  $f = 836.6$  MHz;  $\sigma = 0.877$  S/m;  $\epsilon_r = 42.342$ ;  $\rho = 1000$  kg/m<sup>3</sup> ;  
Phantom section: Left Section

DASY5 Configuration:

- Probe: EX3DV4 - SN3619; ConvF(8.9, 8.9, 8.9); Calibrated: 2017/9/25;
- Sensor-Surface: 1.4mm (Mechanical Surface Detection)
- Electronics: DAE4 Sn1459; Calibrated: 2017/9/15
- Phantom: SAM (30deg probe tilt) with CRP v5.0\_20150321; Type: QD000P40CD; Serial: TP:1874
- Measurement SW: DASY52, Version 52.8 (8);

**Area Scan (71x111x1):** Interpolated grid: dx=1.500 mm, dy=1.500 mm

Maximum value of SAR (interpolated) = 0.161 W/kg


**Zoom Scan (5x5x7)/Cube 0:** Measurement grid: dx=8mm, dy=8mm, dz=5mm

Reference Value = 7.424 V/m; Power Drift = 0.02 dB

Peak SAR (extrapolated) = 0.169 W/kg

**SAR(1 g) = 0.137 W/kg; SAR(10 g) = 0.110 W/kg**

Maximum value of SAR (measured) = 0.157 W/kg



**Test Plot 3#: GSM 850\_Head Right Cheek\_Middle****DUT: Mobile phone; Type: Astro 5N LTE; Serial: 17102000520**

Communication System: Generic GSM; Frequency: 836.6 MHz; Duty Cycle: 1:8  
Medium parameters used:  $f = 836.6$  MHz;  $\sigma = 0.877$  S/m;  $\epsilon_r = 42.342$ ;  $\rho = 1000$  kg/m<sup>3</sup> ;  
Phantom section: Right Section

DASY5 Configuration:

- Probe: EX3DV4 - SN3619; ConvF(8.9, 8.9, 8.9); Calibrated: 2017/9/25;
- Sensor-Surface: 1.4mm (Mechanical Surface Detection)
- Electronics: DAE4 Sn1459; Calibrated: 2017/9/15
- Phantom: SAM (30deg probe tilt) with CRP v5.0\_20150321; Type: QD000P40CD; Serial: TP:1874
- Measurement SW: DASY52, Version 52.8 (8);

**Area Scan (71x111x1):** Interpolated grid: dx=1.500 mm, dy=1.500 mm

Maximum value of SAR (interpolated) = 0.329 W/kg


**Zoom Scan (5x5x7)/Cube 0:** Measurement grid: dx=8mm, dy=8mm, dz=5mm

Reference Value = 4.934 V/m; Power Drift = 0.17 dB

Peak SAR (extrapolated) = 0.351 W/kg

**SAR(1 g) = 0.274 W/kg; SAR(10 g) = 0.210 W/kg**

Maximum value of SAR (measured) = 0.324 W/kg



**Test Plot 4#: GSM 850\_Head Right Tilt\_Middle****DUT: Mobile phone; Type: Astro 5N LTE; Serial: 17102000520**

Communication System: Generic GSM; Frequency: 836.6 MHz; Duty Cycle: 1:8  
Medium parameters used:  $f = 836.6$  MHz;  $\sigma = 0.877$  S/m;  $\epsilon_r = 42.342$ ;  $\rho = 1000$  kg/m<sup>3</sup> ;  
Phantom section: Right Section

DASY5 Configuration:

- Probe: EX3DV4 - SN3619; ConvF(8.9, 8.9, 8.9); Calibrated: 2017/9/25;
- Sensor-Surface: 1.4mm (Mechanical Surface Detection)
- Electronics: DAE4 Sn1459; Calibrated: 2017/9/15
- Phantom: SAM (30deg probe tilt) with CRP v5.0\_20150321; Type: QD000P40CD; Serial: TP:1874
- Measurement SW: DASY52, Version 52.8 (8);

**Area Scan (71x111x1):** Interpolated grid: dx=1.500 mm, dy=1.500 mm

Maximum value of SAR (interpolated) = 0.136 W/kg

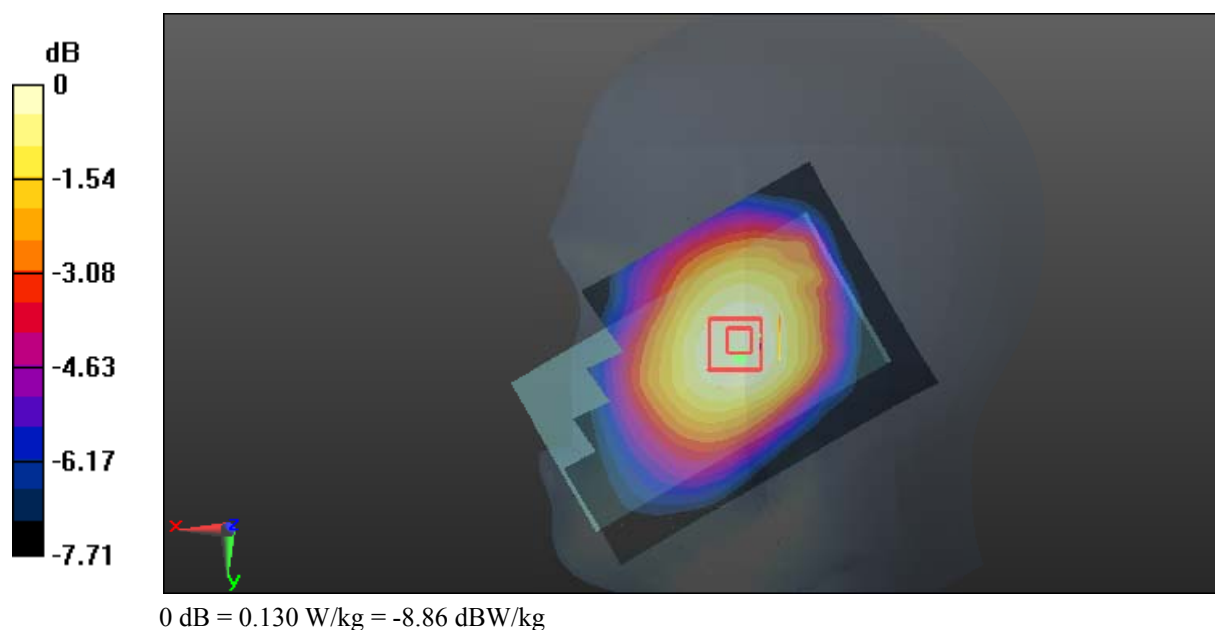
**Zoom Scan (5x5x7)/Cube 0:** Measurement grid: dx=8mm, dy=8mm, dz=5mm

Reference Value = 7.223 V/m; Power Drift = -0.02 dB

Peak SAR (extrapolated) = 0.140 W/kg

**SAR(1 g) = 0.117 W/kg; SAR(10 g) = 0.094 W/kg**

Maximum value of SAR (measured) = 0.130 W/kg



**Test Plot 5#: GSM 850\_Body Worn Back\_Middle****DUT: Mobile phone; Type: Astro 5N LTE; Serial: 17102000520**

Communication System: Generic GSM; Frequency: 836.6 MHz; Duty Cycle: 1:8  
Medium parameters used:  $f = 836.6$  MHz;  $\sigma = 0.956$  S/m;  $\epsilon_r = 57.285$ ;  $\rho = 1000$  kg/m<sup>3</sup> ;  
Phantom section: Flat Section

DASY5 Configuration:

- Probe: EX3DV4 - SN3619; ConvF(8.3, 8.3, 8.3); Calibrated: 2017/9/25;
- Sensor-Surface: 1.4mm (Mechanical Surface Detection)
- Electronics: DAE4 Sn1459; Calibrated: 2017/9/15
- Phantom: SAM (30deg probe tilt) with CRP v5.0\_20150321; Type: QD000P40CD; Serial: TP:1874
- Measurement SW: DASY52, Version 52.8 (8);

**Area Scan (111x71x1):** Interpolated grid: dx=1.500 mm, dy=1.500 mm

Maximum value of SAR (interpolated) = 0.465 W/kg

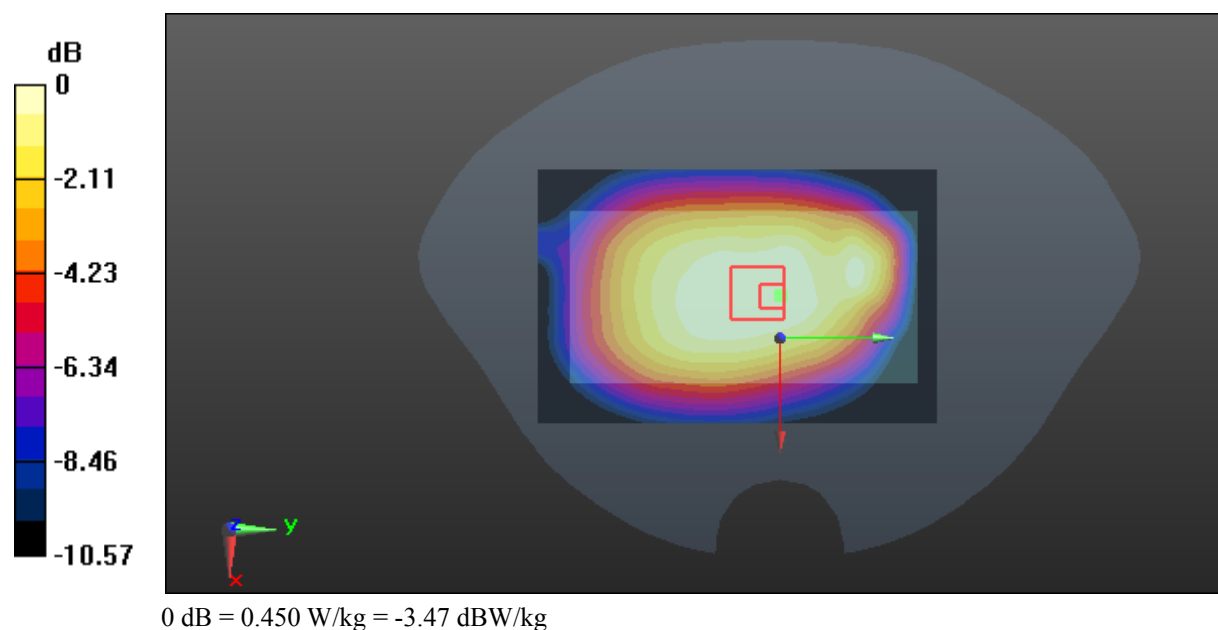
**Zoom Scan (5x6x7)/Cube 0:** Measurement grid: dx=8mm, dy=8mm, dz=5mm

Reference Value = 20.88 V/m; Power Drift = -0.12 dB

Peak SAR (extrapolated) = 0.500 W/kg

**SAR(1 g) = 0.377 W/kg; SAR(10 g) = 0.288 W/kg**

Maximum value of SAR (measured) = 0.450 W/kg



**Test Plot 6#: GSM 850\_Body Back\_Middle****DUT: Mobile phone; Type: Astro 5N LTE; Serial: 17102000520**

Communication System: Generic GPRS-3 slots; Frequency: 836.6 MHz; Duty Cycle: 1:2.66  
Medium parameters used:  $f = 836.6$  MHz;  $\sigma = 0.956$  S/m;  $\epsilon_r = 57.285$ ;  $\rho = 1000$  kg/m<sup>3</sup> ;  
Phantom section: Flat Section

DASY5 Configuration:

- Probe: EX3DV4 - SN3619; ConvF(8.3, 8.3, 8.3); Calibrated: 2017/9/25;
- Sensor-Surface: 1.4mm (Mechanical Surface Detection)
- Electronics: DAE4 Sn1459; Calibrated: 2017/9/15
- Phantom: SAM (30deg probe tilt) with CRP v5.0\_20150321; Type: QD000P40CD; Serial: TP:1874
- Measurement SW: DASY52, Version 52.8 (8);

**Area Scan (111x71x1):** Interpolated grid: dx=1.500 mm, dy=1.500 mm

Maximum value of SAR (interpolated) = 0.552 W/kg

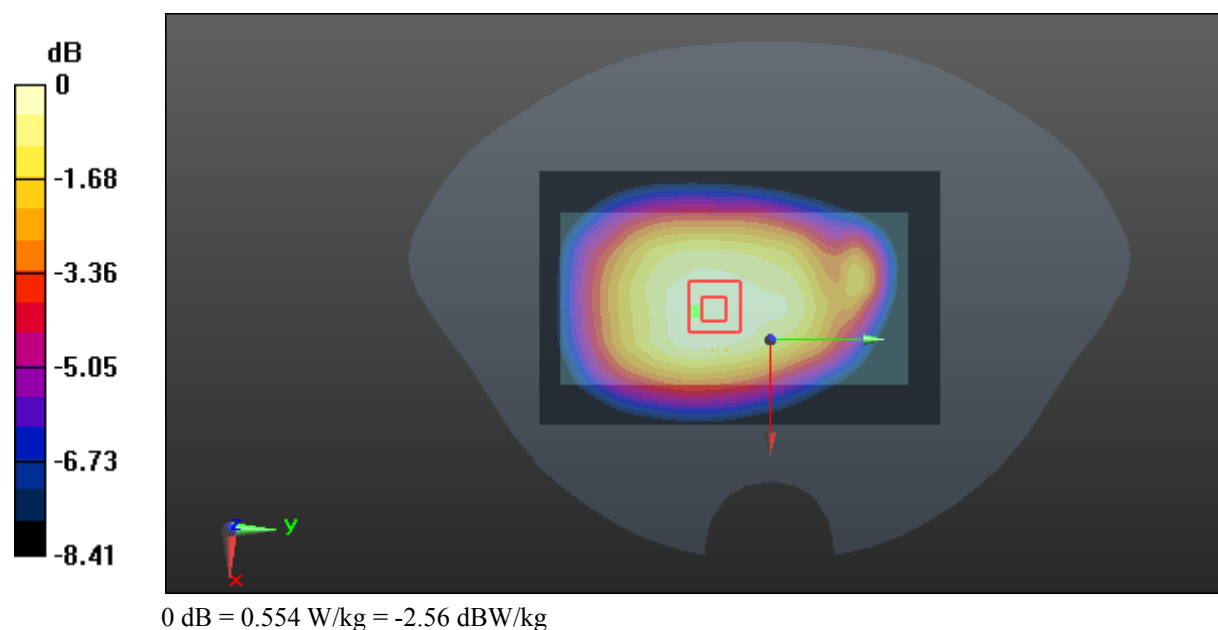
**Zoom Scan (6x6x7)/Cube 0:** Measurement grid: dx=8mm, dy=8mm, dz=5mm

Reference Value = 21.19 V/m; Power Drift = -0.03 dB

Peak SAR (extrapolated) = 0.610 W/kg

**SAR(1 g) = 0.457 W/kg; SAR(10 g) = 0.351 W/kg**

Maximum value of SAR (measured) = 0.554 W/kg



**Test Plot 7#: GSM 850\_Body Left\_Middle****DUT: Mobile phone; Type: Astro 5N LTE; Serial: 17102000520**

Communication System: Generic GPRS-3 slots; Frequency: 836.6 MHz; Duty Cycle: 1:2.66  
Medium parameters used:  $f = 836.6$  MHz;  $\sigma = 0.956$  S/m;  $\epsilon_r = 57.285$ ;  $\rho = 1000$  kg/m<sup>3</sup> ;  
Phantom section: Flat Section

DASY5 Configuration:

- Probe: EX3DV4 - SN3619; ConvF(8.3, 8.3, 8.3); Calibrated: 2017/9/25;
- Sensor-Surface: 1.4mm (Mechanical Surface Detection)
- Electronics: DAE4 Sn1459; Calibrated: 2017/9/15
- Phantom: SAM (30deg probe tilt) with CRP v5.0\_20150321; Type: QD000P40CD; Serial: TP:1874
- Measurement SW: DASY52, Version 52.8 (8);

**Area Scan (111x41x1):** Interpolated grid: dx=1.500 mm, dy=1.500 mm

Maximum value of SAR (interpolated) = 0.303 W/kg

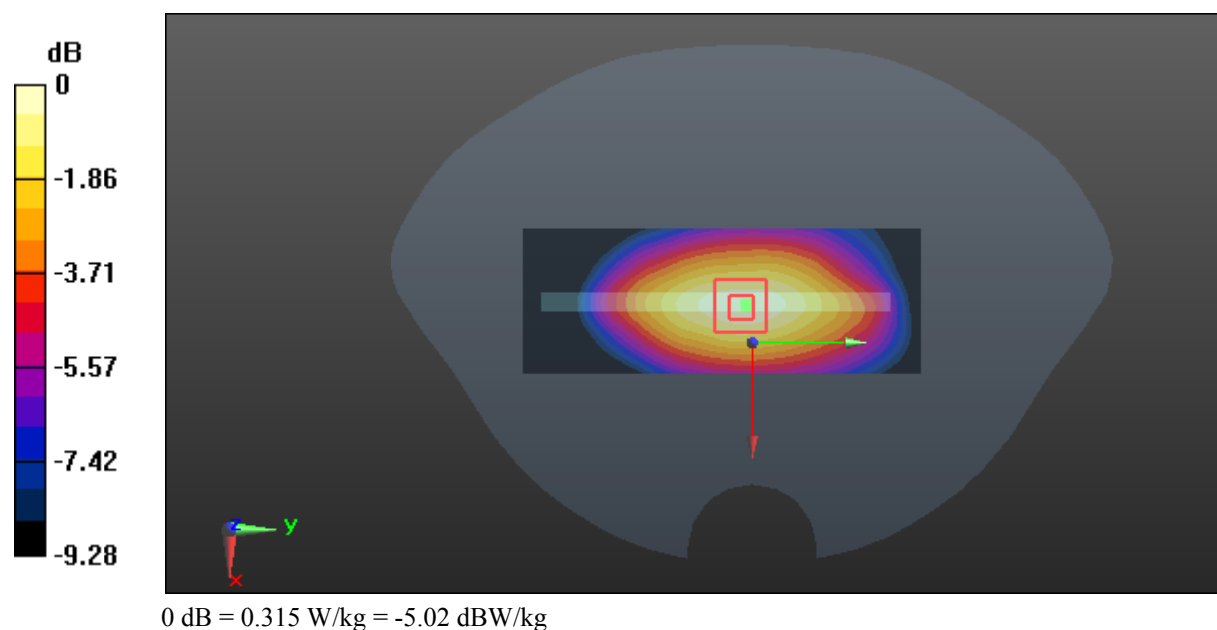
**Zoom Scan (5x5x7)/Cube 0:** Measurement grid: dx=8mm, dy=8mm, dz=5mm

Reference Value = 16.34 V/m; Power Drift = -0.03 dB

Peak SAR (extrapolated) = 0.367 W/kg

**SAR(1 g) = 0.237 W/kg; SAR(10 g) = 0.167 W/kg**

Maximum value of SAR (measured) = 0.315 W/kg



**Test Plot 8#: GSM 850\_Body Right\_Middle****DUT: Mobile phone; Type: Astro 5N LTE; Serial: 17102000520**

Communication System: Generic GPRS-3 slots; Frequency: 836.6 MHz; Duty Cycle: 1:2.66  
Medium parameters used:  $f = 836.6$  MHz;  $\sigma = 0.956$  S/m;  $\epsilon_r = 57.285$ ;  $\rho = 1000$  kg/m<sup>3</sup> ;  
Phantom section: Flat Section

DASY5 Configuration:

- Probe: EX3DV4 - SN3619; ConvF(8.3, 8.3, 8.3); Calibrated: 2017/9/25;
- Sensor-Surface: 1.4mm (Mechanical Surface Detection)
- Electronics: DAE4 Sn1459; Calibrated: 2017/9/15
- Phantom: SAM (30deg probe tilt) with CRP v5.0\_20150321; Type: QD000P40CD; Serial: TP:1874
- Measurement SW: DASY52, Version 52.8 (8);

**Area Scan (111x41x1):** Interpolated grid: dx=1.500 mm, dy=1.500 mm

Maximum value of SAR (interpolated) = 0.289 W/kg

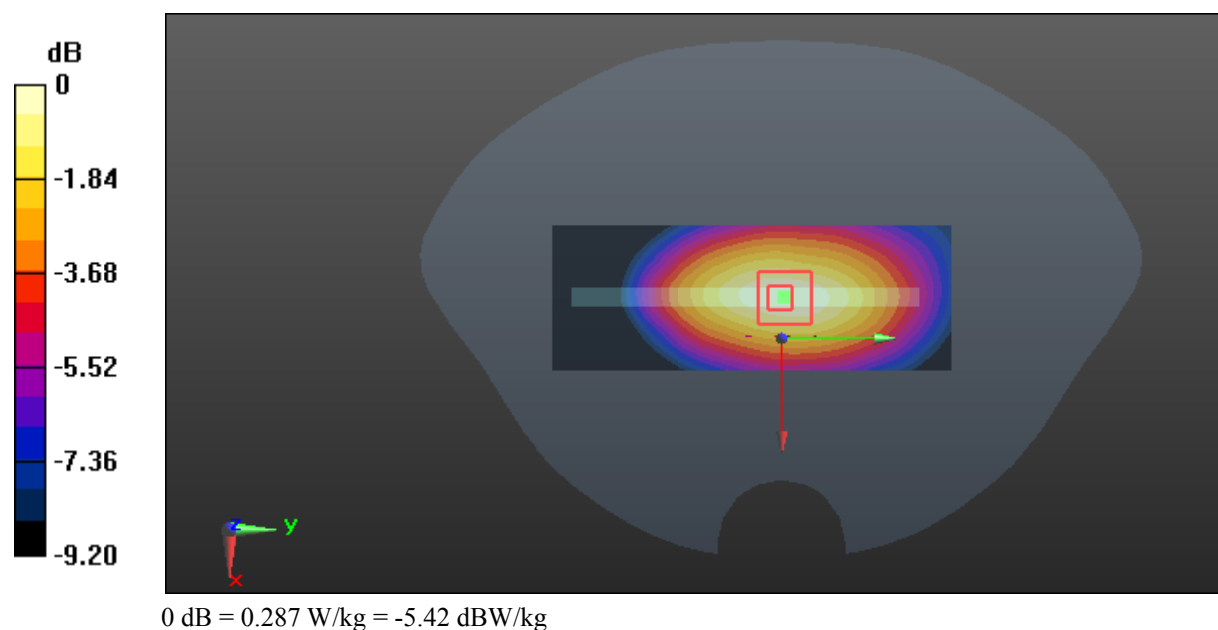
**Zoom Scan (5x5x7)/Cube 0:** Measurement grid: dx=8mm, dy=8mm, dz=5mm

Reference Value = 15.66 V/m; Power Drift = -0.01 dB

Peak SAR (extrapolated) = 0.322 W/kg

**SAR(1 g) = 0.222 W/kg; SAR(10 g) = 0.155 W/kg**

Maximum value of SAR (measured) = 0.287 W/kg





**Test Plot 9#: GSM 850\_Body Bottom\_Middle****DUT: Mobile phone; Type: Astro 5N LTE; Serial: 17102000520**

Communication System: Generic GPRS-3 slots; Frequency: 836.6 MHz; Duty Cycle: 1:2.66  
Medium parameters used:  $f = 836.6$  MHz;  $\sigma = 0.956$  S/m;  $\epsilon_r = 57.285$ ;  $\rho = 1000$  kg/m<sup>3</sup> ;  
Phantom section: Flat Section

DASY5 Configuration:

- Probe: EX3DV4 - SN3619; ConvF(8.3, 8.3, 8.3); Calibrated: 2017/9/25;
- Sensor-Surface: 1.4mm (Mechanical Surface Detection)
- Electronics: DAE4 Sn1459; Calibrated: 2017/9/15
- Phantom: SAM (30deg probe tilt) with CRP v5.0\_20150321; Type: QD000P40CD; Serial: TP:1874
- Measurement SW: DASY52, Version 52.8 (8);

**Area Scan (71x41x1):** Interpolated grid: dx=1.500 mm, dy=1.500 mm

Maximum value of SAR (interpolated) = 0.0909 W/kg

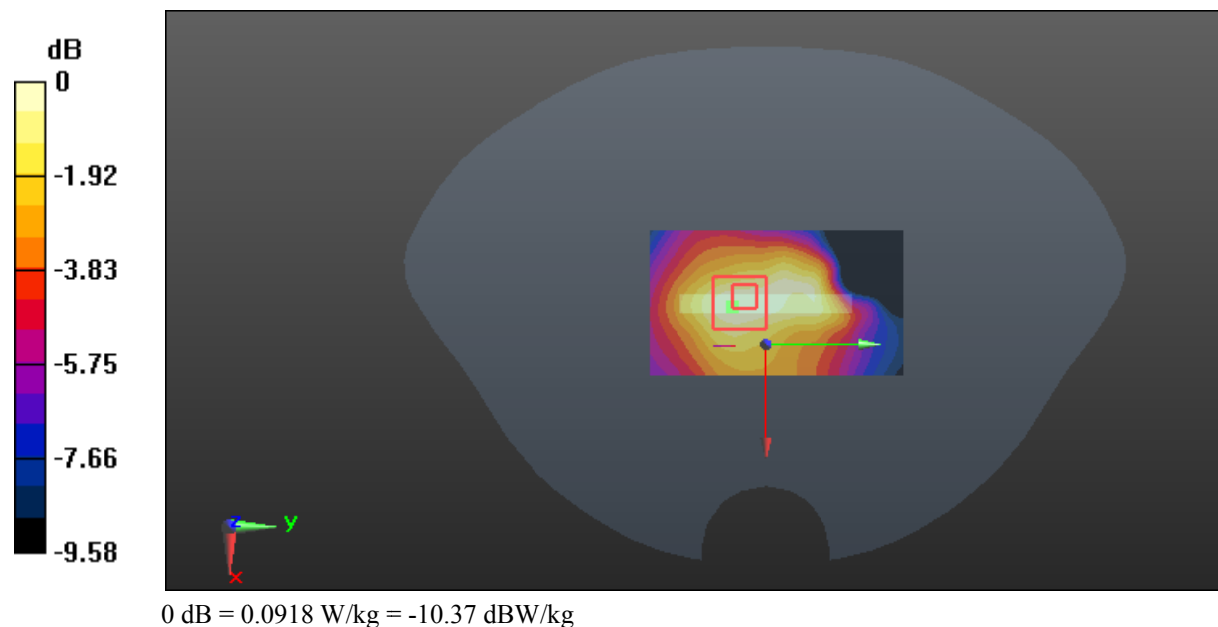
**Zoom Scan (5x5x7)/Cube 0:** Measurement grid: dx=8mm, dy=8mm, dz=5mm

Reference Value = 7.729 V/m; Power Drift = 0.03 dB

Peak SAR (extrapolated) = 0.114 W/kg

**SAR(1 g) = 0.064 W/kg; SAR(10 g) = 0.042 W/kg**

Maximum value of SAR (measured) = 0.0918 W/kg



**Test Plot 10#: GSM 1900\_Head Left Cheek\_Middle****DUT: Mobile phone; Type: Astro 5N LTE; Serial: 17102000520**

Communication System: Generic GSM; Frequency: 1880 MHz; Duty Cycle: 1:8  
Medium parameters used:  $f = 1880$  MHz;  $\sigma = 1.373$  S/m;  $\epsilon_r = 40.287$ ;  $\rho = 1000$  kg/m<sup>3</sup> ;  
Phantom section: Left Section

DASY5 Configuration:

- Probe: EX3DV4 - SN3619; ConvF(6.99, 6.99, 6.99); Calibrated: 2017/9/25;
- Sensor-Surface: 1.4mm (Mechanical Surface Detection)
- Electronics: DAE4 Sn1459; Calibrated: 2017/9/15
- Phantom: SAM (30deg probe tilt) with CRP v5.0\_20150321; Type: QD000P40CD; Serial: TP:1874
- Measurement SW: DASY52, Version 52.8 (8);

**Area Scan (111x71x1):** Interpolated grid: dx=1.500 mm, dy=1.500 mm

Maximum value of SAR (interpolated) = 0.311 W/kg

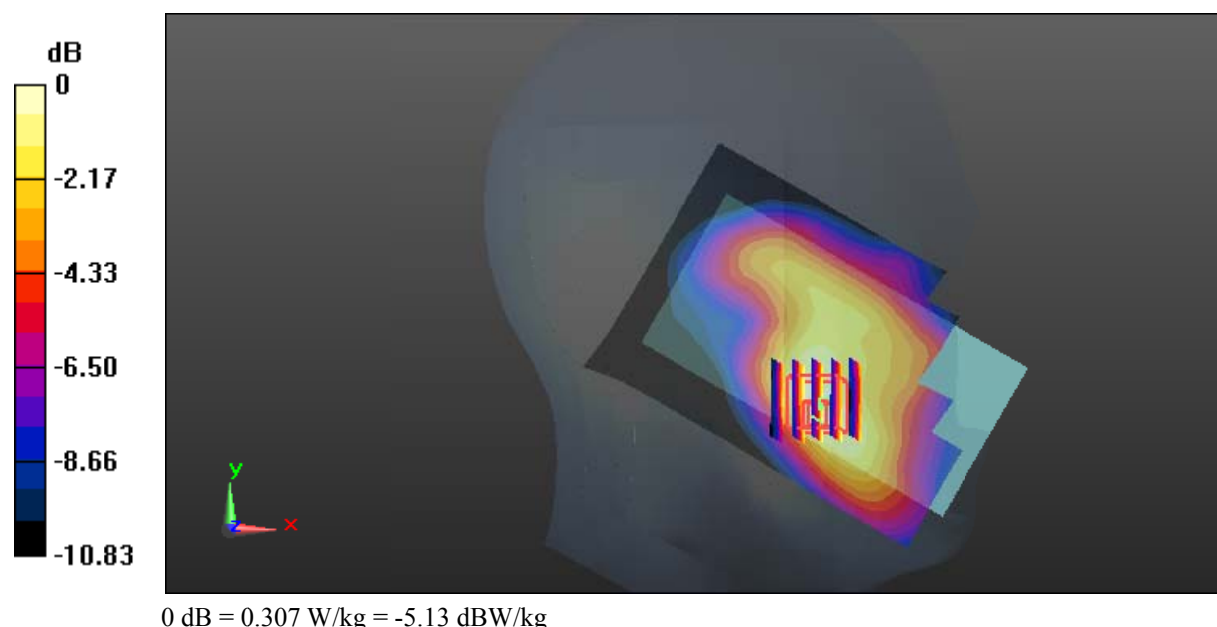
**Zoom Scan (5x5x7)/Cube 0:** Measurement grid: dx=8mm, dy=8mm, dz=5mm

Reference Value = 6.483 V/m; Power Drift = 0.03 dB

Peak SAR (extrapolated) = 0.352 W/kg

**SAR(1 g) = 0.233 W/kg; SAR(10 g) = 0.153 W/kg**

Maximum value of SAR (measured) = 0.307 W/kg



**Test Plot 11#: GSM 1900\_Head Left Tilt\_Middle****DUT: Mobile phone; Type: Astro 5N LTE; Serial: 17102000520**

Communication System: Generic GSM; Frequency: 1880 MHz; Duty Cycle: 1:8  
Medium parameters used:  $f = 1880$  MHz;  $\sigma = 1.373$  S/m;  $\epsilon_r = 40.287$ ;  $\rho = 1000$  kg/m<sup>3</sup> ;  
Phantom section: Left Section

DASY5 Configuration:

- Probe: EX3DV4 - SN3619; ConvF(6.99, 6.99, 6.99); Calibrated: 2017/9/25;
- Sensor-Surface: 1.4mm (Mechanical Surface Detection)
- Electronics: DAE4 Sn1459; Calibrated: 2017/9/15
- Phantom: SAM (30deg probe tilt) with CRP v5.0\_20150321; Type: QD000P40CD; Serial: TP:1874
- Measurement SW: DASY52, Version 52.8 (8);

**Area Scan (111x71x1):** Interpolated grid: dx=1.500 mm, dy=1.500 mm

Maximum value of SAR (interpolated) = 0.116 W/kg

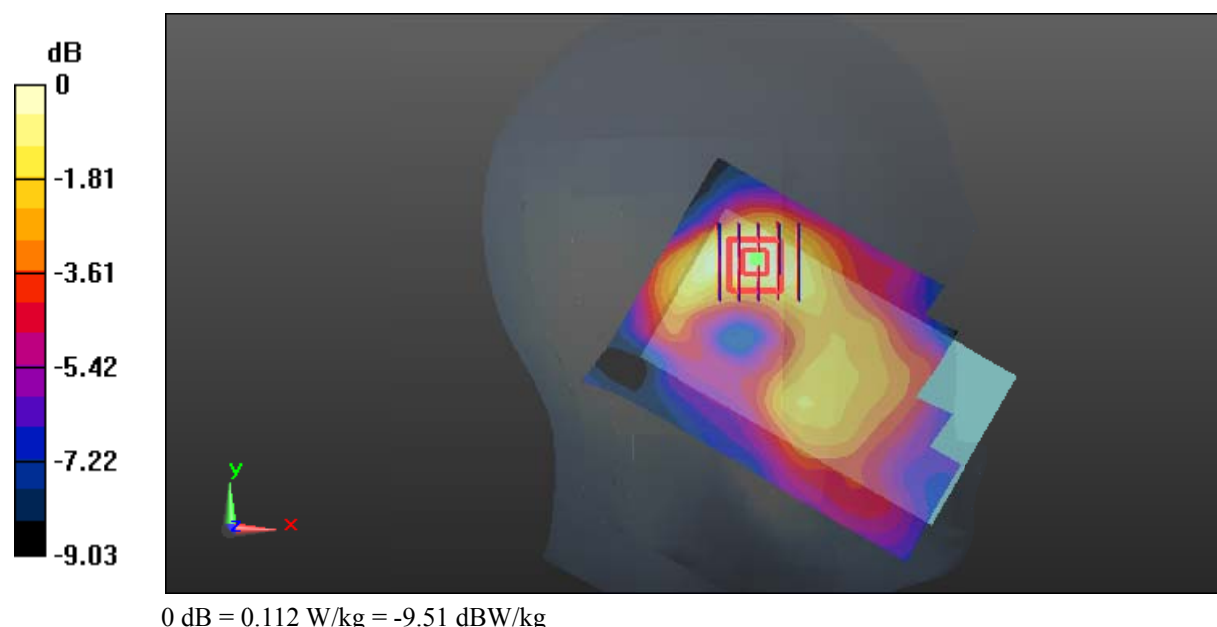
**Zoom Scan (5x5x7)/Cube 0:** Measurement grid: dx=8mm, dy=8mm, dz=5mm

Reference Value = 7.056 V/m; Power Drift = 0.13 dB

Peak SAR (extrapolated) = 0.128 W/kg

**SAR(1 g) = 0.088 W/kg; SAR(10 g) = 0.059 W/kg**

Maximum value of SAR (measured) = 0.112 W/kg



**Test Plot 12#: GSM 1900\_Head Right Cheek\_Middle****DUT: Mobile phone; Type: Astro 5N LTE; Serial: 17102000520**

Communication System: Generic GSM; Frequency: 1880 MHz; Duty Cycle: 1:8  
Medium parameters used:  $f = 1880$  MHz;  $\sigma = 1.373$  S/m;  $\epsilon_r = 40.287$ ;  $\rho = 1000$  kg/m<sup>3</sup> ;  
Phantom section: Right Section

DASY5 Configuration:

- Probe: EX3DV4 - SN3619; ConvF(6.99, 6.99, 6.99); Calibrated: 2017/9/25;
- Sensor-Surface: 1.4mm (Mechanical Surface Detection)
- Electronics: DAE4 Sn1459; Calibrated: 2017/9/15
- Phantom: SAM (30deg probe tilt) with CRP v5.0\_20150321; Type: QD000P40CD; Serial: TP:1874
- Measurement SW: DASY52, Version 52.8 (8);

**Area Scan (111x71x1):** Interpolated grid: dx=1.500 mm, dy=1.500 mm

Maximum value of SAR (interpolated) = 0.414 W/kg


**Zoom Scan (5x5x7)/Cube 0:** Measurement grid: dx=8mm, dy=8mm, dz=5mm

Reference Value = 5.257 V/m; Power Drift = -0.09 dB

Peak SAR (extrapolated) = 0.505 W/kg

**SAR(1 g) = 0.326 W/kg; SAR(10 g) = 0.204 W/kg**

Maximum value of SAR (measured) = 0.425 W/kg



**Test Plot 13#: GSM 1900\_Head Right Tilt\_Middle****DUT: Mobile phone; Type: Astro 5N LTE; Serial: 17102000520**

Communication System: Generic GSM; Frequency: 1880 MHz; Duty Cycle: 1:8  
Medium parameters used:  $f = 1880$  MHz;  $\sigma = 1.373$  S/m;  $\epsilon_r = 40.287$ ;  $\rho = 1000$  kg/m<sup>3</sup> ;  
Phantom section: Right Section

DASY5 Configuration:

- Probe: EX3DV4 - SN3619; ConvF(6.99, 6.99, 6.99); Calibrated: 2017/9/25;
- Sensor-Surface: 1.4mm (Mechanical Surface Detection)
- Electronics: DAE4 Sn1459; Calibrated: 2017/9/15
- Phantom: SAM (30deg probe tilt) with CRP v5.0\_20150321; Type: QD000P40CD; Serial: TP:1874
- Measurement SW: DASY52, Version 52.8 (8);

**Area Scan (111x71x1):** Interpolated grid: dx=1.500 mm, dy=1.500 mm

Maximum value of SAR (interpolated) = 0.0960 W/kg


**Zoom Scan (6x6x7)/Cube 0:** Measurement grid: dx=8mm, dy=8mm, dz=5mm

Reference Value = 6.914 V/m; Power Drift = 0.09 dB

Peak SAR (extrapolated) = 0.110 W/kg

**SAR(1 g) = 0.067 W/kg; SAR(10 g) = 0.044 W/kg**

Maximum value of SAR (measured) = 0.0868 W/kg



**Test Plot 14#: GSM 1900\_Body Worn Back\_Middle****DUT: Mobile phone; Type: Astro 5N LTE; Serial: 17102000520**

Communication System: Generic GSM; Frequency: 1880 MHz; Duty Cycle: 1:8  
Medium parameters used:  $f = 1880$  MHz;  $\sigma = 1.486$  S/m;  $\epsilon_r = 54.097$ ;  $\rho = 1000$  kg/m<sup>3</sup> ;  
Phantom section: Flat Section

DASY5 Configuration:

- Probe: EX3DV4 - SN3619; ConvF(7.02, 7.02, 7.02); Calibrated: 2017/9/25;
- Sensor-Surface: 1.4mm (Mechanical Surface Detection)
- Electronics: DAE4 Sn1459; Calibrated: 2017/9/15
- Phantom: SAM (30deg probe tilt) with CRP v5.0\_20150321; Type: QD000P40CD; Serial: TP:1874
- Measurement SW: DASY52, Version 52.8 (8);

**Area Scan (111x71x1):** Interpolated grid: dx=1.500 mm, dy=1.500 mm

Maximum value of SAR (interpolated) = 0.348 W/kg

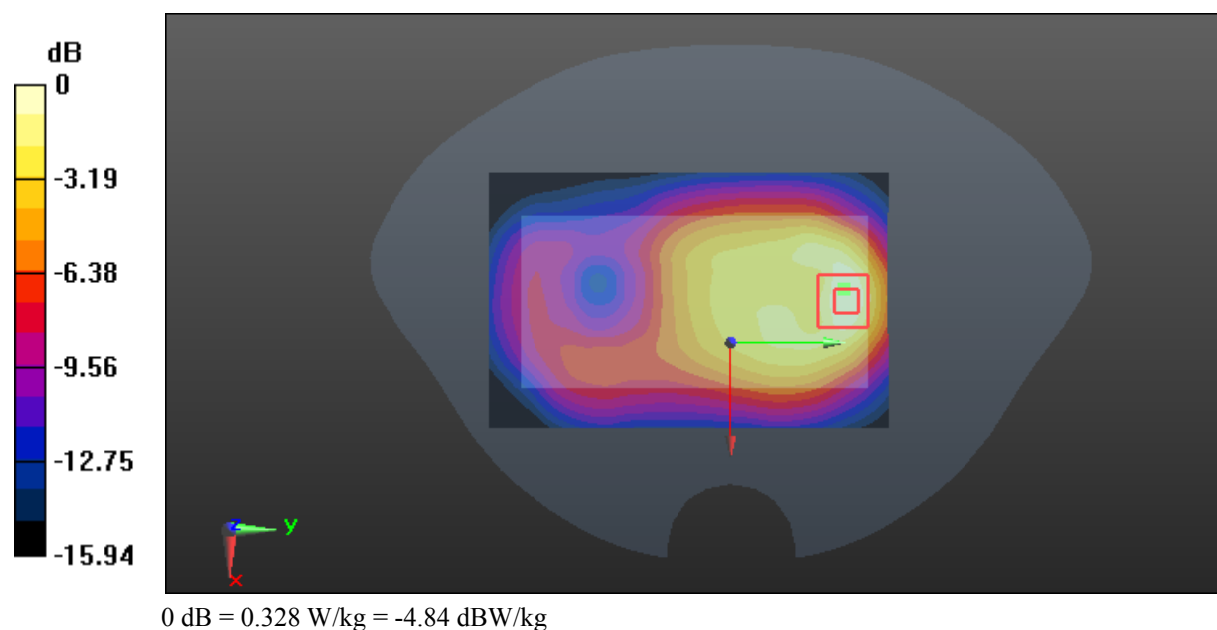
**Zoom Scan (5x5x7)/Cube 0:** Measurement grid: dx=8mm, dy=8mm, dz=5mm

Reference Value = 9.648 V/m; Power Drift = 0.05 dB

Peak SAR (extrapolated) = 0.391 W/kg

**SAR(1 g) = 0.222 W/kg; SAR(10 g) = 0.124 W/kg**

Maximum value of SAR (measured) = 0.328 W/kg



**Test Plot 15#: GSM 1900\_Body Back\_Middle****DUT: Mobile phone; Type: Astro 5N LTE; Serial: 17102000520**

Communication System: Generic GPRS-3 slots; Frequency: 1880 MHz; Duty Cycle: 1:2.66  
Medium parameters used:  $f = 1880$  MHz;  $\sigma = 1.486$  S/m;  $\epsilon_r = 54.097$ ;  $\rho = 1000$  kg/m<sup>3</sup> ;  
Phantom section: Flat Section

DASY5 Configuration:

- Probe: EX3DV4 - SN3619; ConvF(7.02, 7.02, 7.02); Calibrated: 2017/9/25;
- Sensor-Surface: 1.4mm (Mechanical Surface Detection)
- Electronics: DAE4 Sn1459; Calibrated: 2017/9/15
- Phantom: SAM (30deg probe tilt) with CRP v5.0\_20150321; Type: QD000P40CD; Serial: TP:1874
- Measurement SW: DASY52, Version 52.8 (8);

**Area Scan (111x71x1):** Interpolated grid: dx=1.500 mm, dy=1.500 mm

Maximum value of SAR (interpolated) = 0.317 W/kg

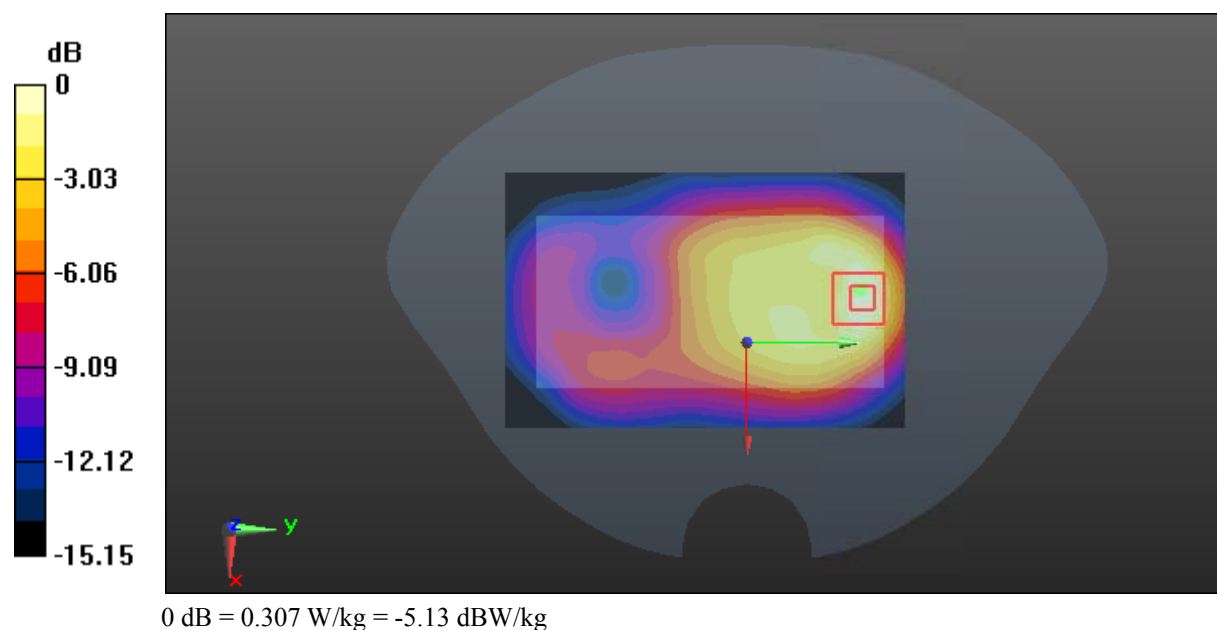
**Zoom Scan (5x5x7)/Cube 0:** Measurement grid: dx=8mm, dy=8mm, dz=5mm

Reference Value = 9.470 V/m; Power Drift = 0.04 dB

Peak SAR (extrapolated) = 0.365 W/kg

**SAR(1 g) = 0.209 W/kg; SAR(10 g) = 0.116 W/kg**

Maximum value of SAR (measured) = 0.307 W/kg



**Test Plot 16#: GSM 1900\_Body Left\_Middle****DUT: Mobile phone; Type: Astro 5N LTE; Serial: 17102000520**

Communication System: Generic GPRS-3 slots; Frequency: 1880 MHz; Duty Cycle: 1:2.66  
Medium parameters used:  $f = 1880$  MHz;  $\sigma = 1.486$  S/m;  $\epsilon_r = 54.097$ ;  $\rho = 1000$  kg/m<sup>3</sup> ;  
Phantom section: Flat Section

DASY5 Configuration:

- Probe: EX3DV4 - SN3619; ConvF(7.02, 7.02, 7.02); Calibrated: 2017/9/25;
- Sensor-Surface: 1.4mm (Mechanical Surface Detection)
- Electronics: DAE4 Sn1459; Calibrated: 2017/9/15
- Phantom: SAM (30deg probe tilt) with CRP v5.0\_20150321; Type: QD000P40CD; Serial: TP:1874
- Measurement SW: DASY52, Version 52.8 (8);

**Area Scan (141x41x1):** Interpolated grid: dx=1.200 mm, dy=1.200 mm

Maximum value of SAR (interpolated) = 0.133 W/kg

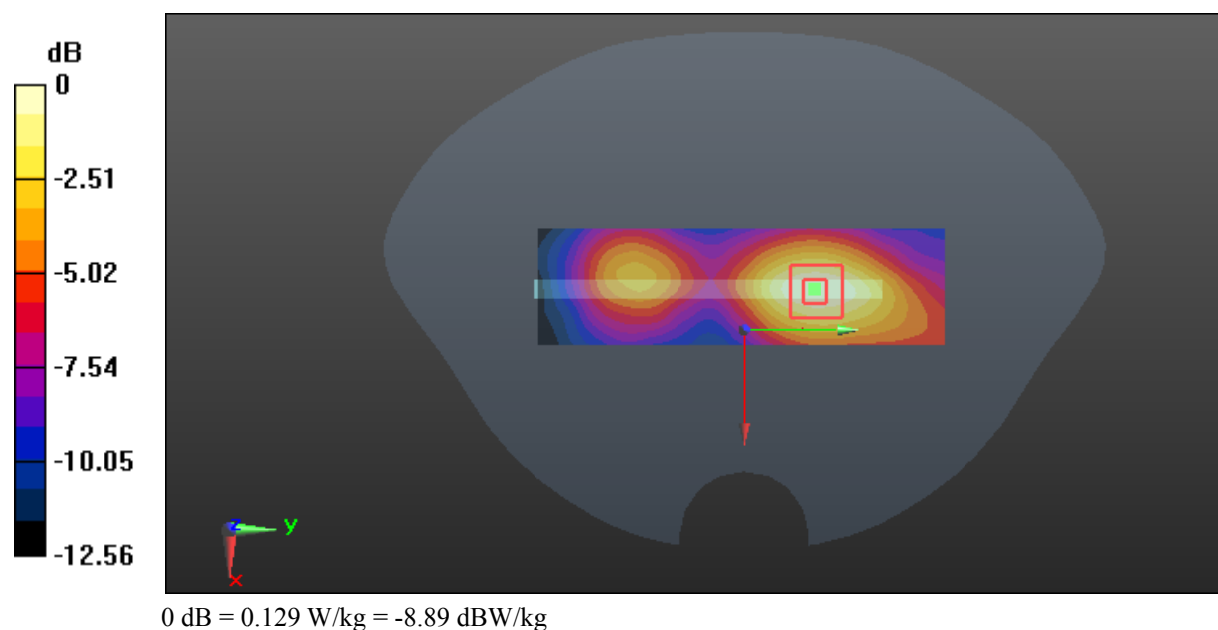
**Zoom Scan (5x5x7)/Cube 0:** Measurement grid: dx=8mm, dy=8mm, dz=5mm

Reference Value = 4.984 V/m; Power Drift = 0.07 dB

Peak SAR (extrapolated) = 0.151 W/kg

**SAR(1 g) = 0.089 W/kg; SAR(10 g) = 0.053 W/kg**

Maximum value of SAR (measured) = 0.129 W/kg





**Test Plot 17#: GSM 1900\_Body Right\_Middle****DUT: Mobile phone; Type: Astro 5N LTE; Serial: 17102000520**

Communication System: Generic GPRS-3 slots; Frequency: 1880 MHz; Duty Cycle: 1:2.66  
Medium parameters used:  $f = 1880$  MHz;  $\sigma = 1.486$  S/m;  $\epsilon_r = 54.097$ ;  $\rho = 1000$  kg/m<sup>3</sup> ;  
Phantom section: Flat Section

DASY5 Configuration:

- Probe: EX3DV4 - SN3619; ConvF(7.02, 7.02, 7.02); Calibrated: 2017/9/25;
- Sensor-Surface: 1.4mm (Mechanical Surface Detection)
- Electronics: DAE4 Sn1459; Calibrated: 2017/9/15
- Phantom: SAM (30deg probe tilt) with CRP v5.0\_20150321; Type: QD000P40CD; Serial: TP:1874
- Measurement SW: DASY52, Version 52.8 (8);

**Area Scan (141x41x1):** Interpolated grid: dx=1.200 mm, dy=1.200 mm

Maximum value of SAR (interpolated) = 0.0750 W/kg

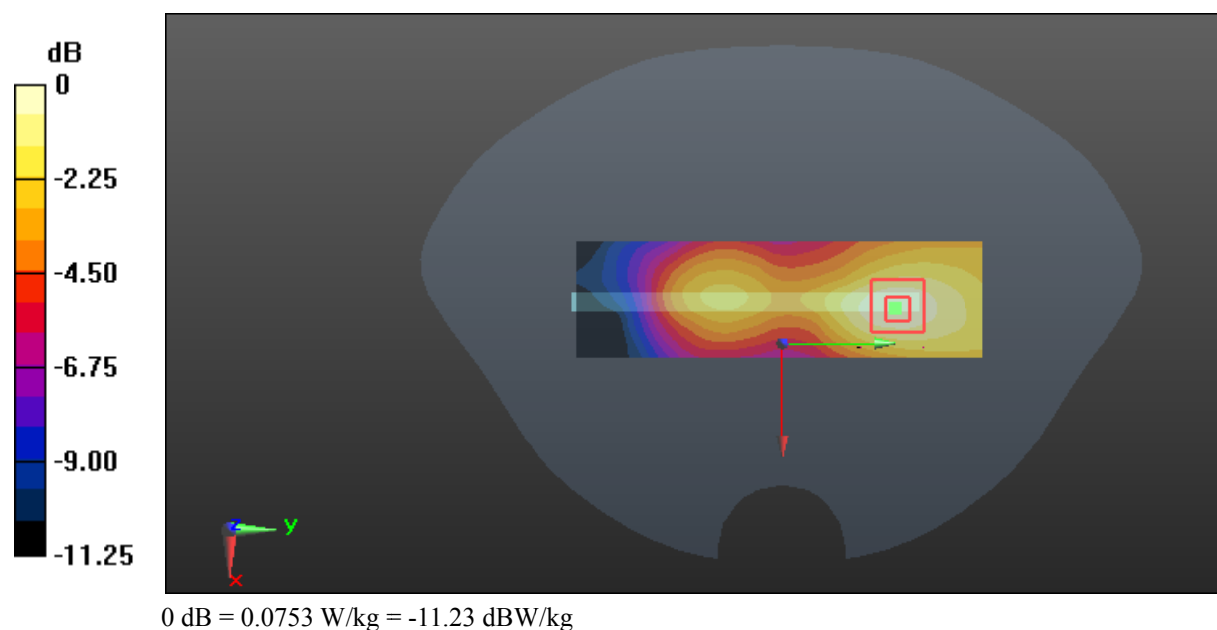
**Zoom Scan (5x5x7)/Cube 0:** Measurement grid: dx=8mm, dy=8mm, dz=5mm

Reference Value = 4.332 V/m; Power Drift = 0.16 dB

Peak SAR (extrapolated) = 0.0880 W/kg

**SAR(1 g) = 0.052 W/kg; SAR(10 g) = 0.033 W/kg**

Maximum value of SAR (measured) = 0.0753 W/kg



**Test Plot 18#: GSM 1900\_Body Bottom\_Middle****DUT: Mobile phone; Type: Astro 5N LTE; Serial: 17102000520**

Communication System: Generic GPRS-3 slots; Frequency: 1880 MHz; Duty Cycle: 1:2.66  
Medium parameters used:  $f = 1880$  MHz;  $\sigma = 1.486$  S/m;  $\epsilon_r = 54.097$ ;  $\rho = 1000$  kg/m<sup>3</sup> ;  
Phantom section: Flat Section

DASY5 Configuration:

- Probe: EX3DV4 - SN3619; ConvF(7.02, 7.02, 7.02); Calibrated: 2017/9/25;
- Sensor-Surface: 1.4mm (Mechanical Surface Detection)
- Electronics: DAE4 Sn1459; Calibrated: 2017/9/15
- Phantom: SAM (30deg probe tilt) with CRP v5.0\_20150321; Type: QD000P40CD; Serial: TP:1874
- Measurement SW: DASY52, Version 52.8 (8);

**Area Scan (81x41x1):** Interpolated grid: dx=1.200 mm, dy=1.200 mm

Maximum value of SAR (interpolated) = 0.457 W/kg

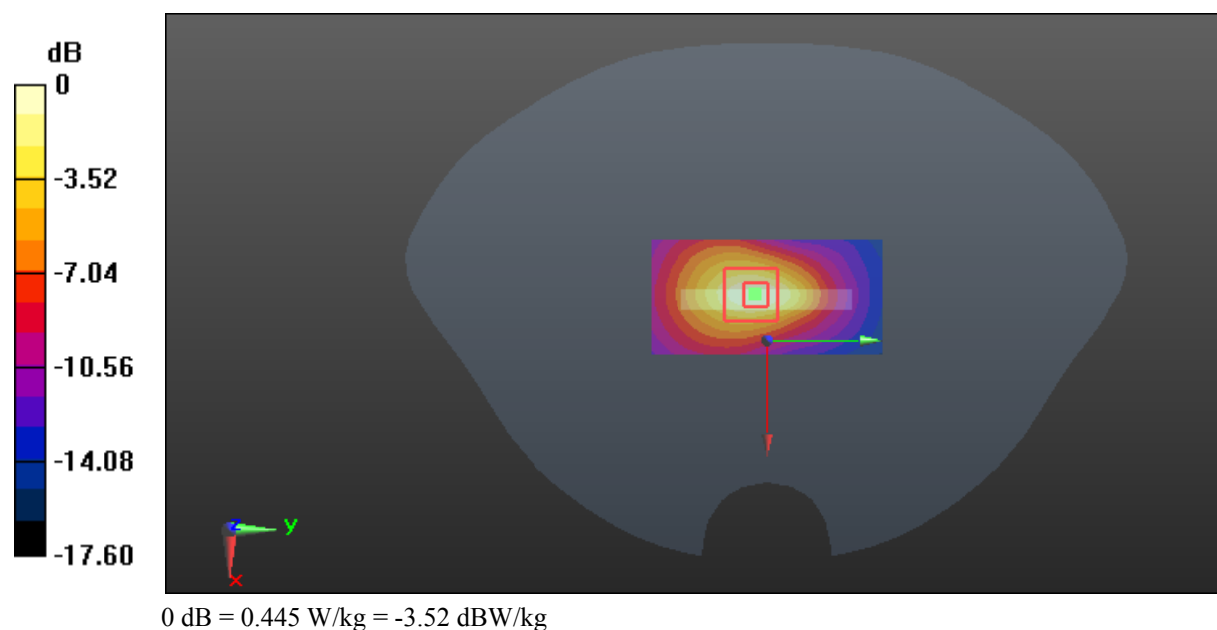
**Zoom Scan (5x5x7)/Cube 0:** Measurement grid: dx=8mm, dy=8mm, dz=5mm

Reference Value = 13.91 V/m; Power Drift = 0.10 dB

Peak SAR (extrapolated) = 0.532 W/kg

**SAR(1 g) = 0.283 W/kg; SAR(10 g) = 0.145 W/kg**

Maximum value of SAR (measured) = 0.445 W/kg



**Test Plot 19#: WCDMA Band 2\_Head Left Cheek\_Middle****DUT: Mobile phone; Type: Astro 5N LTE; Serial: 17102000520**

Communication System: WCDMA; Frequency: 1880 MHz; Duty Cycle: 1:1  
Medium parameters used:  $f = 1880$  MHz;  $\sigma = 1.373$  S/m;  $\epsilon_r = 40.287$ ;  $\rho = 1000$  kg/m<sup>3</sup> ;  
Phantom section: Left Section

DASY5 Configuration:

- Probe: EX3DV4 - SN3619; ConvF(6.99, 6.99, 6.99); Calibrated: 2017/9/25;
- Sensor-Surface: 1.4mm (Mechanical Surface Detection)
- Electronics: DAE4 Sn1459; Calibrated: 2017/9/15
- Phantom: SAM (30deg probe tilt) with CRP v5.0\_20150321; Type: QD000P40CD; Serial: TP:1874
- Measurement SW: DASY52, Version 52.8 (8);

**Area Scan (111x71x1):** Interpolated grid: dx=1.500 mm, dy=1.500 mm

Maximum value of SAR (interpolated) = 0.696 W/kg

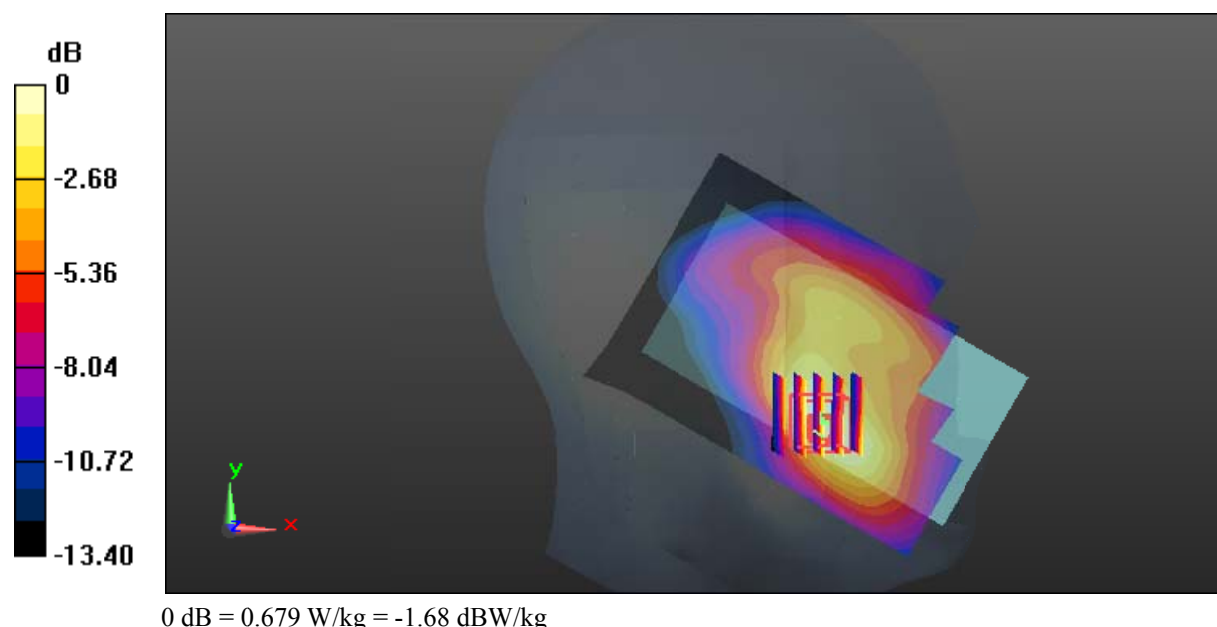
**Zoom Scan (5x5x7)/Cube 0:** Measurement grid: dx=8mm, dy=8mm, dz=5mm

Reference Value = 7.893 V/m; Power Drift = 0.06 dB

Peak SAR (extrapolated) = 0.798 W/kg

**SAR(1 g) = 0.498 W/kg; SAR(10 g) = 0.301 W/kg**

Maximum value of SAR (measured) = 0.679 W/kg



**Test Plot 20#: WCDMA Band 2\_Head Left Tilt\_Middle****DUT: Mobile phone; Type: Astro 5N LTE; Serial: 17102000520**

Communication System: WCDMA; Frequency: 1880 MHz; Duty Cycle: 1:1  
Medium parameters used:  $f = 1880$  MHz;  $\sigma = 1.373$  S/m;  $\epsilon_r = 40.287$ ;  $\rho = 1000$  kg/m<sup>3</sup> ;  
Phantom section: Left Section

DASY5 Configuration:

- Probe: EX3DV4 - SN3619; ConvF(6.99, 6.99, 6.99); Calibrated: 2017/9/25;
- Sensor-Surface: 1.4mm (Mechanical Surface Detection)
- Electronics: DAE4 Sn1459; Calibrated: 2017/9/15
- Phantom: SAM (30deg probe tilt) with CRP v5.0\_20150321; Type: QD000P40CD; Serial: TP:1874
- Measurement SW: DASY52, Version 52.8 (8);

**Area Scan (111x71x1):** Interpolated grid: dx=1.500 mm, dy=1.500 mm

Maximum value of SAR (interpolated) = 0.178 W/kg

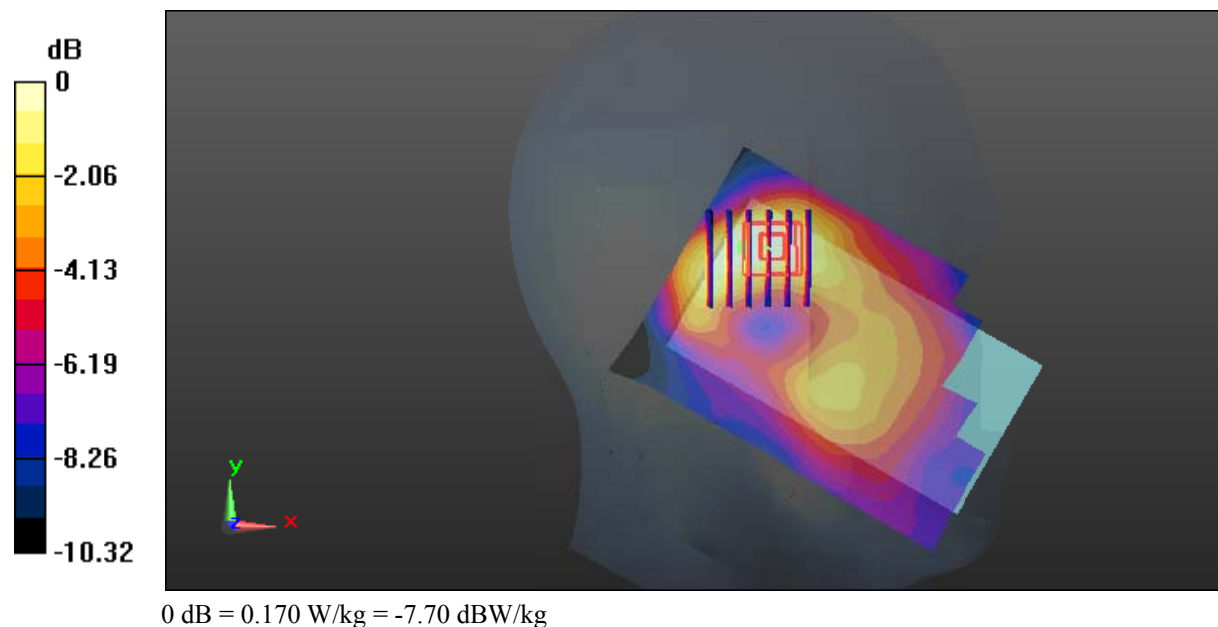
**Zoom Scan (6x6x7)/Cube 0:** Measurement grid: dx=8mm, dy=8mm, dz=5mm

Reference Value = 9.294 V/m; Power Drift = -0.02 dB

Peak SAR (extrapolated) = 0.194 W/kg

**SAR(1 g) = 0.130 W/kg; SAR(10 g) = 0.084 W/kg**

Maximum value of SAR (measured) = 0.170 W/kg



**Test Plot 21#: WCDMA Band 2\_Head Right Cheek\_Middle****DUT: Mobile phone; Type: Astro 5N LTE; Serial: 17102000520**

Communication System: WCDMA; Frequency: 1880 MHz; Duty Cycle: 1:1  
Medium parameters used:  $f = 1880$  MHz;  $\sigma = 1.373$  S/m;  $\epsilon_r = 40.287$ ;  $\rho = 1000$  kg/m<sup>3</sup> ;  
Phantom section: Right Section

DASY5 Configuration:

- Probe: EX3DV4 - SN3619; ConvF(6.99, 6.99, 6.99); Calibrated: 2017/9/25;
- Sensor-Surface: 1.4mm (Mechanical Surface Detection)
- Electronics: DAE4 Sn1459; Calibrated: 2017/9/15
- Phantom: SAM (30deg probe tilt) with CRP v5.0\_20150321; Type: QD000P40CD; Serial: TP:1874
- Measurement SW: DASY52, Version 52.8 (8);

**Area Scan (111x71x1):** Interpolated grid: dx=1.500 mm, dy=1.500 mm

Maximum value of SAR (interpolated) = 0.488 W/kg

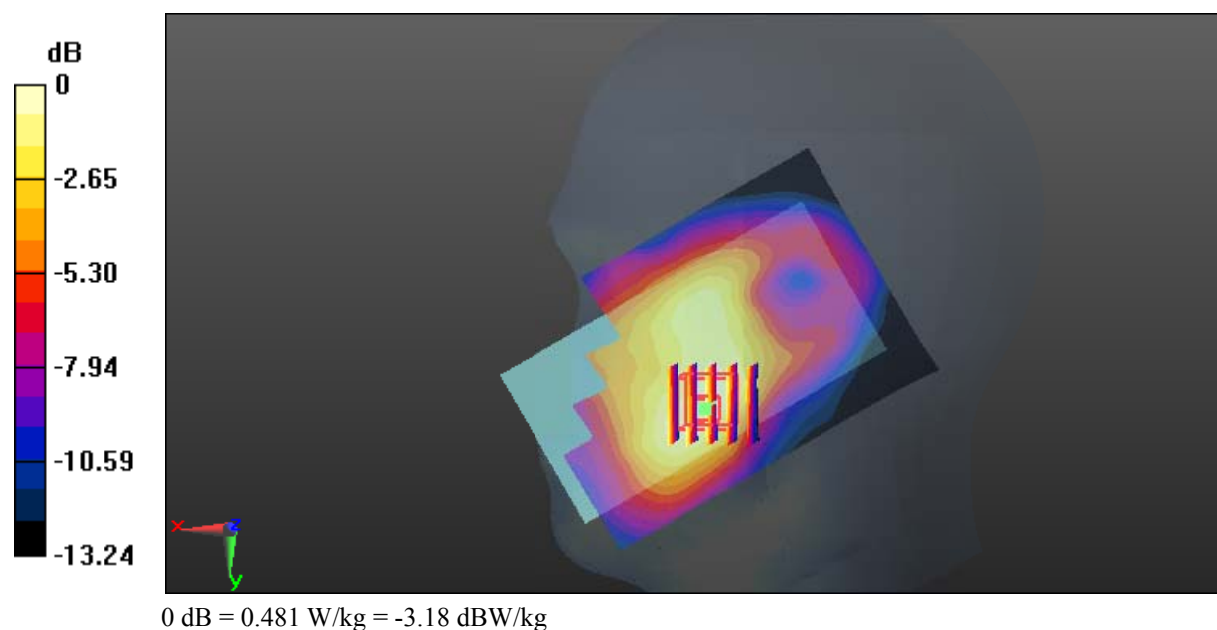
**Zoom Scan (5x5x7)/Cube 0:** Measurement grid: dx=8mm, dy=8mm, dz=5mm

Reference Value = 7.526 V/m; Power Drift = 0.17 dB

Peak SAR (extrapolated) = 0.546 W/kg

**SAR(1 g) = 0.369 W/kg; SAR(10 g) = 0.241 W/kg**

Maximum value of SAR (measured) = 0.481 W/kg



**Test Plot 22#: WCDMA Band 2\_Head Right Tilt\_Middle****DUT: Mobile phone; Type: Astro 5N LTE; Serial: 17102000520**

Communication System: WCDMA; Frequency: 1880 MHz; Duty Cycle: 1:1  
Medium parameters used:  $f = 1880$  MHz;  $\sigma = 1.373$  S/m;  $\epsilon_r = 40.287$ ;  $\rho = 1000$  kg/m<sup>3</sup> ;  
Phantom section: Right Section

DASY5 Configuration:

- Probe: EX3DV4 - SN3619; ConvF(6.99, 6.99, 6.99); Calibrated: 2017/9/25;
- Sensor-Surface: 1.4mm (Mechanical Surface Detection)
- Electronics: DAE4 Sn1459; Calibrated: 2017/9/15
- Phantom: SAM (30deg probe tilt) with CRP v5.0\_20150321; Type: QD000P40CD; Serial: TP:1874
- Measurement SW: DASY52, Version 52.8 (8);

**Area Scan (111x71x1):** Interpolated grid: dx=1.500 mm, dy=1.500 mm

Maximum value of SAR (interpolated) = 0.165 W/kg

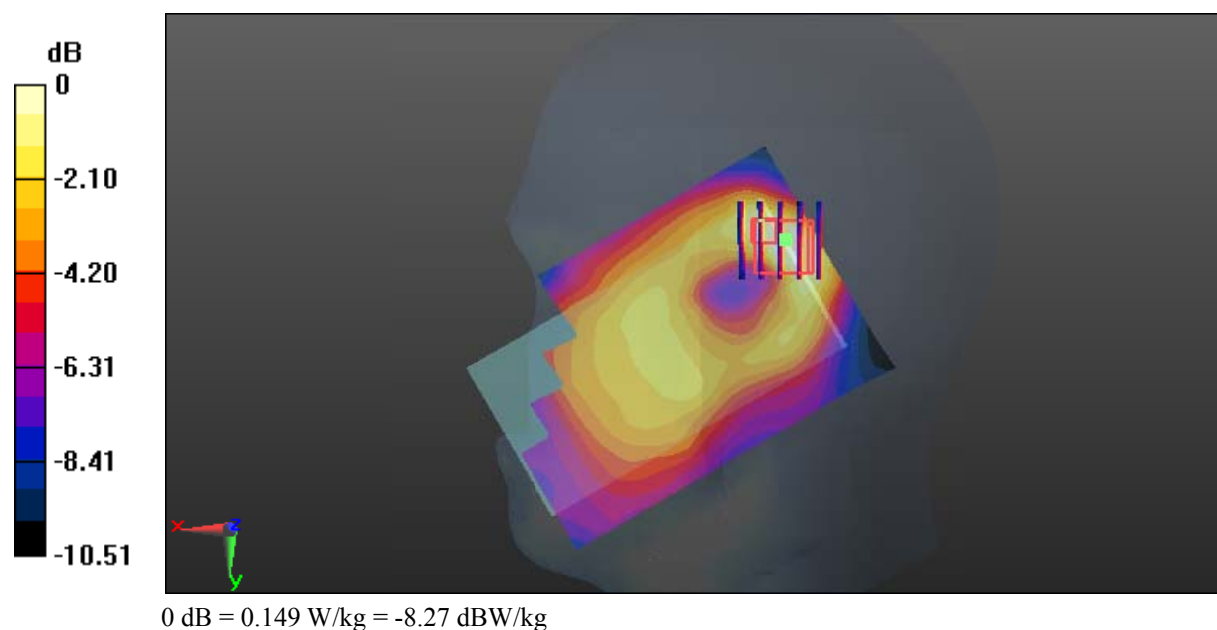
**Zoom Scan (5x5x7)/Cube 0:** Measurement grid: dx=8mm, dy=8mm, dz=5mm

Reference Value = 7.675 V/m; Power Drift = 0.05 dB

Peak SAR (extrapolated) = 0.184 W/kg

**SAR(1 g) = 0.108 W/kg; SAR(10 g) = 0.066 W/kg**

Maximum value of SAR (measured) = 0.149 W/kg



**Test Plot 23#: WCDMA Band 2\_Body Back\_Middle****DUT: Mobile phone; Type: Astro 5N LTE; Serial: 17102000520**

Communication System: WCDMA; Frequency: 1880 MHz; Duty Cycle: 1:1  
Medium parameters used:  $f = 1880$  MHz;  $\sigma = 1.486$  S/m;  $\epsilon_r = 54.097$ ;  $\rho = 1000$  kg/m<sup>3</sup> ;  
Phantom section: Flat Section

DASY5 Configuration:

- Probe: EX3DV4 - SN3619; ConvF(7.02, 7.02, 7.02); Calibrated: 2017/9/25;
- Sensor-Surface: 1.4mm (Mechanical Surface Detection)
- Electronics: DAE4 Sn1459; Calibrated: 2017/9/15
- Phantom: SAM (30deg probe tilt) with CRP v5.0\_20150321; Type: QD000P40CD; Serial: TP:1874
- Measurement SW: DASY52, Version 52.8 (8);

**Area Scan (111x71x1):** Interpolated grid: dx=1.500 mm, dy=1.500 mm

Maximum value of SAR (interpolated) = 0.626 W/kg

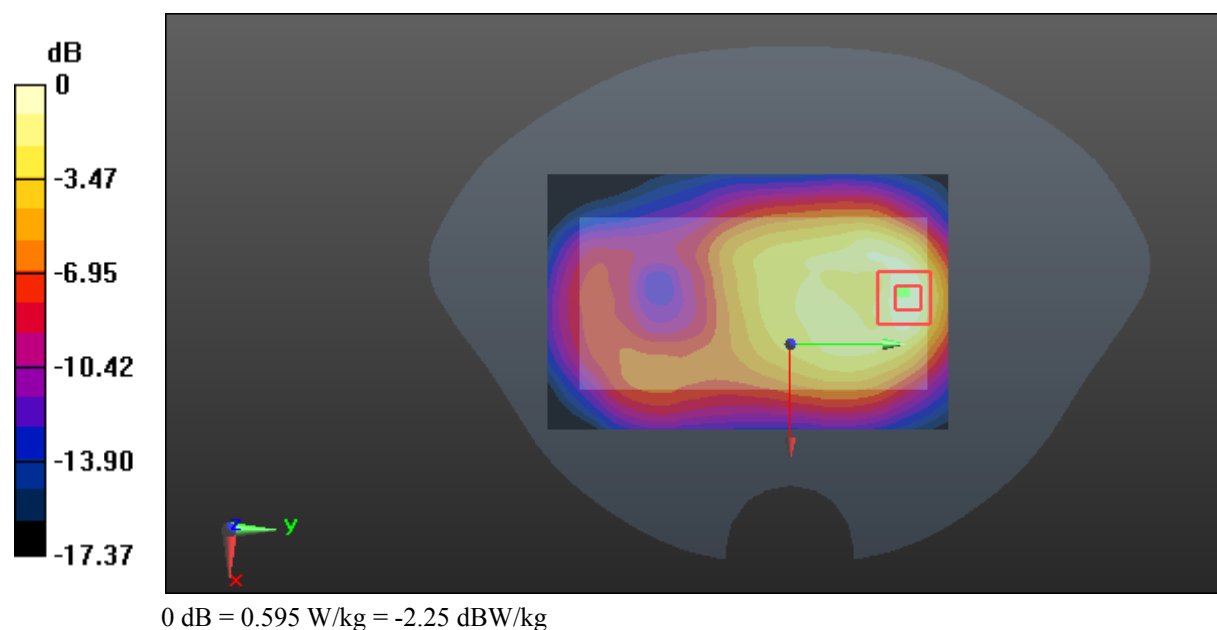
**Zoom Scan (5x5x7)/Cube 0:** Measurement grid: dx=8mm, dy=8mm, dz=5mm

Reference Value = 13.16 V/m; Power Drift = 0.02 dB

Peak SAR (extrapolated) = 0.708 W/kg

**SAR(1 g) = 0.406 W/kg; SAR(10 g) = 0.226 W/kg**

Maximum value of SAR (measured) = 0.595 W/kg



**Test Plot 24#: WCDMA Band 2\_Body Left\_Middle****DUT: Mobile phone; Type: Astro 5N LTE; Serial: 17102000520**

Communication System: WCDMA; Frequency: 1880 MHz; Duty Cycle: 1:1  
Medium parameters used:  $f = 1880$  MHz;  $\sigma = 1.486$  S/m;  $\epsilon_r = 54.097$ ;  $\rho = 1000$  kg/m<sup>3</sup> ;  
Phantom section: Flat Section

DASY5 Configuration:

- Probe: EX3DV4 - SN3619; ConvF(7.02, 7.02, 7.02); Calibrated: 2017/9/25;
- Sensor-Surface: 1.4mm (Mechanical Surface Detection)
- Electronics: DAE4 Sn1459; Calibrated: 2017/9/15
- Phantom: SAM (30deg probe tilt) with CRP v5.0\_20150321; Type: QD000P40CD; Serial: TP:1874
- Measurement SW: DASY52, Version 52.8 (8);

**Area Scan (111x41x1):** Interpolated grid: dx=1.500 mm, dy=1.500 mm

Maximum value of SAR (interpolated) = 0.124 W/kg

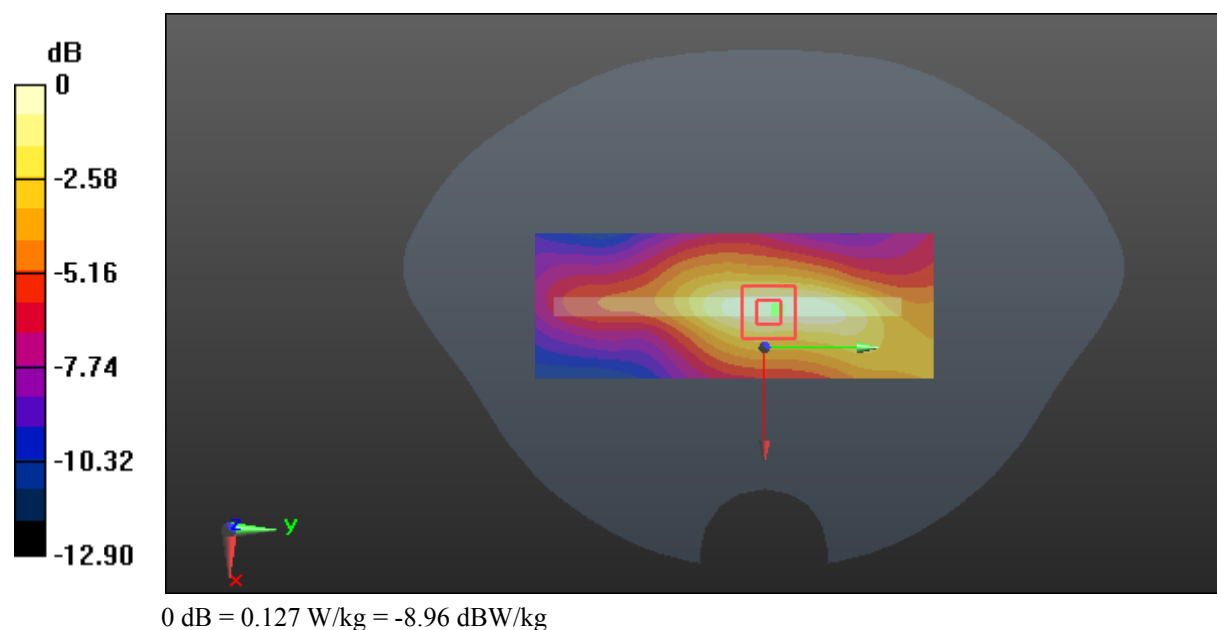
**Zoom Scan (5x5x7)/Cube 0:** Measurement grid: dx=8mm, dy=8mm, dz=5mm

Reference Value = 7.877 V/m; Power Drift = 0.02 dB

Peak SAR (extrapolated) = 0.152 W/kg

**SAR(1 g) = 0.087 W/kg; SAR(10 g) = 0.051 W/kg**

Maximum value of SAR (measured) = 0.127 W/kg





**Test Plot 25#: WCDMA Band 2\_Body Right\_Middle****DUT: Mobile phone; Type: Astro 5N LTE; Serial: 17102000520**

Communication System: WCDMA; Frequency: 1880 MHz; Duty Cycle: 1:1  
Medium parameters used:  $f = 1880$  MHz;  $\sigma = 1.486$  S/m;  $\epsilon_r = 54.097$ ;  $\rho = 1000$  kg/m<sup>3</sup> ;  
Phantom section: Flat Section

DASY5 Configuration:

- Probe: EX3DV4 - SN3619; ConvF(7.02, 7.02, 7.02); Calibrated: 2017/9/25;
- Sensor-Surface: 1.4mm (Mechanical Surface Detection)
- Electronics: DAE4 Sn1459; Calibrated: 2017/9/15
- Phantom: SAM (30deg probe tilt) with CRP v5.0\_20150321; Type: QD000P40CD; Serial: TP:1874
- Measurement SW: DASY52, Version 52.8 (8);

**Area Scan (111x41x1):** Interpolated grid: dx=1.500 mm, dy=1.500 mm

Maximum value of SAR (interpolated) = 0.112 W/kg

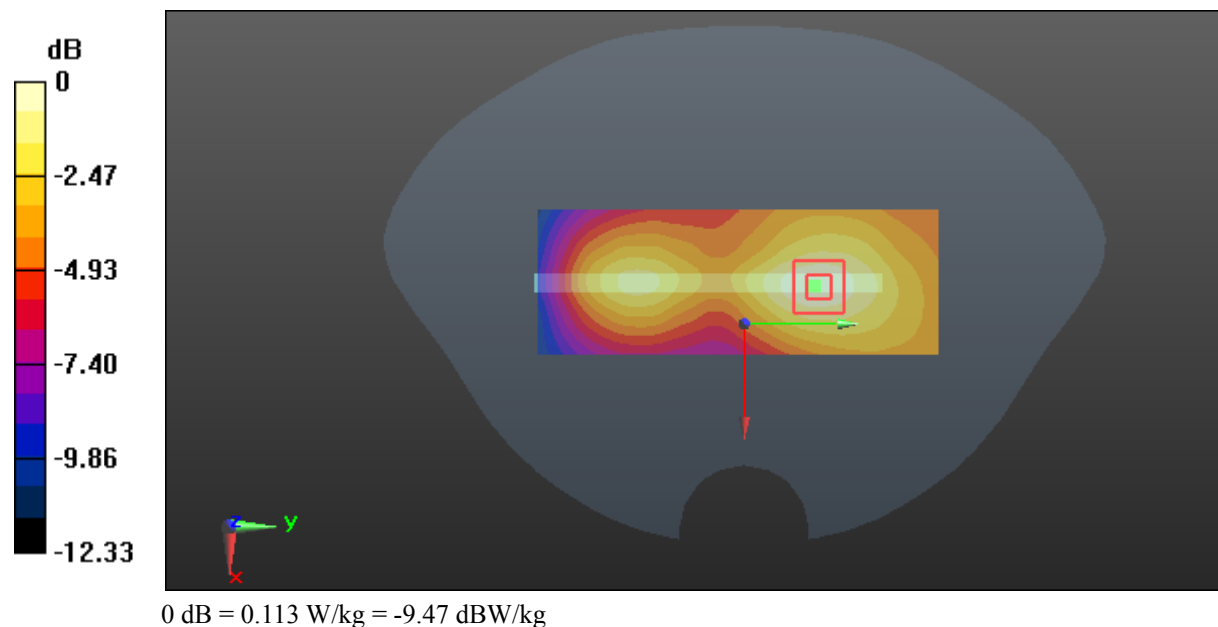
**Zoom Scan (5x5x7)/Cube 0:** Measurement grid: dx=8mm, dy=8mm, dz=5mm

Reference Value = 5.627 V/m; Power Drift = -0.08 dB

Peak SAR (extrapolated) = 0.133 W/kg

**SAR(1 g) = 0.079 W/kg; SAR(10 g) = 0.049 W/kg**

Maximum value of SAR (measured) = 0.113 W/kg



**Test Plot 26#: WCDMA Band 2\_Body Bottom\_Middle****DUT: Mobile phone; Type: Astro 5N LTE; Serial: 17102000520**

Communication System: WCDMA; Frequency: 1880 MHz; Duty Cycle: 1:1

Medium parameters used:  $f = 1880$  MHz;  $\sigma = 1.486$  S/m;  $\epsilon_r = 54.097$ ;  $\rho = 1000$  kg/m<sup>3</sup>;

Phantom section: Flat Section

DASY5 Configuration:

- Probe: EX3DV4 - SN3619; ConvF(7.02, 7.02, 7.02); Calibrated: 2017/9/25;
- Sensor-Surface: 1.4mm (Mechanical Surface Detection)
- Electronics: DAE4 Sn1459; Calibrated: 2017/9/15
- Phantom: SAM (30deg probe tilt) with CRP v5.0\_20150321; Type: QD000P40CD; Serial: TP:1874
- Measurement SW: DASY52, Version 52.8 (8);

**Area Scan (71x41x1):** Interpolated grid: dx=1.500 mm, dy=1.500 mm

Maximum value of SAR (interpolated) = 0.794 W/kg

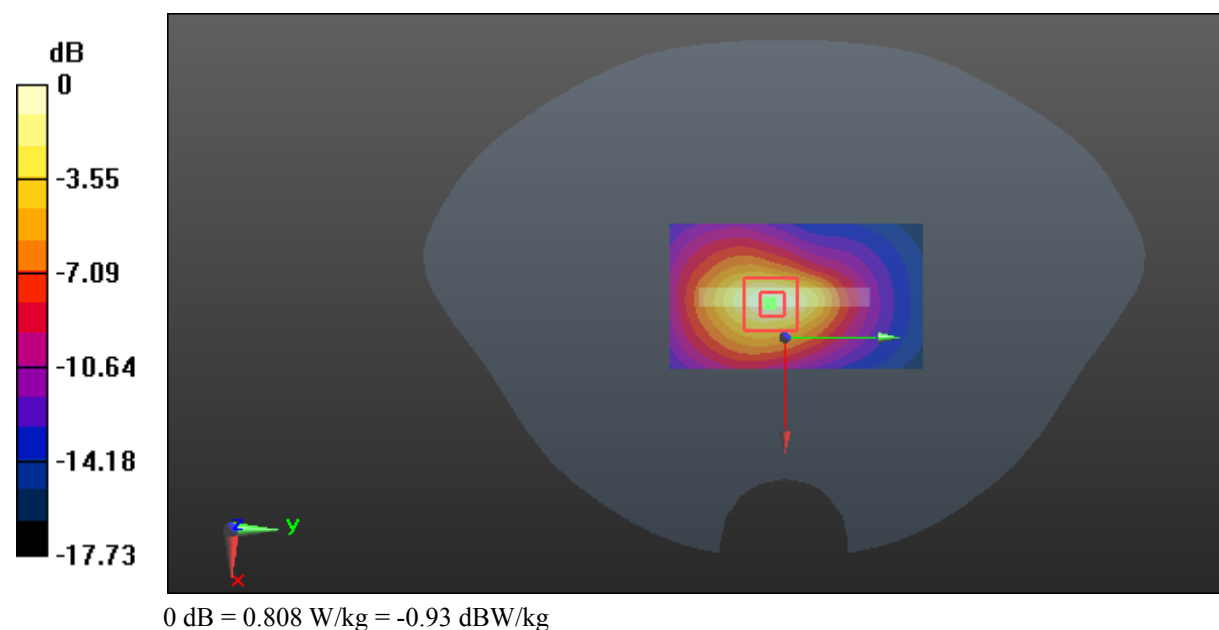
**Zoom Scan (5x5x7)/Cube 0:** Measurement grid: dx=8mm, dy=8mm, dz=5mm

Reference Value = 18.58 V/m; Power Drift = -0.05 dB

Peak SAR (extrapolated) = 0.964 W/kg

**SAR(1 g) = 0.520 W/kg; SAR(10 g) = 0.268 W/kg**

Maximum value of SAR (measured) = 0.808 W/kg



**Test Plot 27#: WCDMA Band 5\_Head Left Cheek\_Middle****DUT: Mobile phone; Type: Astro 5N LTE; Serial: 17102000520**

Communication System: WCDMA; Frequency: 836.6 MHz; Duty Cycle: 1:1

Medium parameters used:  $f = 836.6$  MHz;  $\sigma = 0.877$  S/m;  $\epsilon_r = 42.342$ ;  $\rho = 1000$  kg/m<sup>3</sup> ;

Phantom section: Left Section

DASY5 Configuration:

- Probe: EX3DV4 - SN3619; ConvF(8.9, 8.9, 8.9); Calibrated: 2017/9/25;
- Sensor-Surface: 1.4mm (Mechanical Surface Detection)
- Electronics: DAE4 Sn1459; Calibrated: 2017/9/15
- Phantom: SAM (30deg probe tilt) with CRP v5.0\_20150321; Type: QD000P40CD; Serial: TP:1874
- Measurement SW: DASY52, Version 52.8 (8);

**Area Scan (71x111x1):** Interpolated grid: dx=1.500 mm, dy=1.500 mm

Maximum value of SAR (interpolated) = 0.170 W/kg


**Zoom Scan (5x5x7)/Cube 0:** Measurement grid: dx=8mm, dy=8mm, dz=5mm

Reference Value = 5.104 V/m; Power Drift = -0.13 dB

Peak SAR (extrapolated) = 0.175 W/kg

**SAR(1 g) = 0.147 W/kg; SAR(10 g) = 0.122 W/kg**

Maximum value of SAR (measured) = 0.165 W/kg



**Test Plot 28#: WCDMA Band 5\_Head Left Tilt\_Middle****DUT: Mobile phone; Type: Astro 5N LTE; Serial: 17102000520**

Communication System: WCDMA; Frequency: 836.6 MHz; Duty Cycle: 1:1

Medium parameters used:  $f = 836.6$  MHz;  $\sigma = 0.877$  S/m;  $\epsilon_r = 42.342$ ;  $\rho = 1000$  kg/m<sup>3</sup> ;

Phantom section: Left Section

DASY5 Configuration:

- Probe: EX3DV4 - SN3619; ConvF(8.9, 8.9, 8.9); Calibrated: 2017/9/25;
- Sensor-Surface: 1.4mm (Mechanical Surface Detection)
- Electronics: DAE4 Sn1459; Calibrated: 2017/9/15
- Phantom: SAM (30deg probe tilt) with CRP v5.0\_20150321; Type: QD000P40CD; Serial: TP:1874
- Measurement SW: DASY52, Version 52.8 (8);

**Area Scan (71x111x1):** Interpolated grid: dx=1.500 mm, dy=1.500 mm

Maximum value of SAR (interpolated) = 0.0966 W/kg


**Zoom Scan (5x5x7)/Cube 0:** Measurement grid: dx=8mm, dy=8mm, dz=5mm

Reference Value = 6.211 V/m; Power Drift = 0.17 dB

Peak SAR (extrapolated) = 0.104 W/kg

**SAR(1 g) = 0.086 W/kg; SAR(10 g) = 0.071 W/kg**

Maximum value of SAR (measured) = 0.0976 W/kg



**Test Plot 29#: WCDMA Band 5\_Head Right Cheek\_Middle****DUT: Mobile phone; Type: Astro 5N LTE; Serial: 17102000520**

Communication System: WCDMA; Frequency: 836.6 MHz; Duty Cycle: 1:1

Medium parameters used:  $f = 836.6$  MHz;  $\sigma = 0.877$  S/m;  $\epsilon_r = 42.342$ ;  $\rho = 1000$  kg/m<sup>3</sup> ;

Phantom section: Right Section

DASY5 Configuration:

- Probe: EX3DV4 - SN3619; ConvF(8.9, 8.9, 8.9); Calibrated: 2017/9/25;
- Sensor-Surface: 1.4mm (Mechanical Surface Detection)
- Electronics: DAE4 Sn1459; Calibrated: 2017/9/15
- Phantom: SAM (30deg probe tilt) with CRP v5.0\_20150321; Type: QD000P40CD; Serial: TP:1874
- Measurement SW: DASY52, Version 52.8 (8);

**Area Scan (71x111x1):** Interpolated grid: dx=1.500 mm, dy=1.500 mm

Maximum value of SAR (interpolated) = 0.167 W/kg

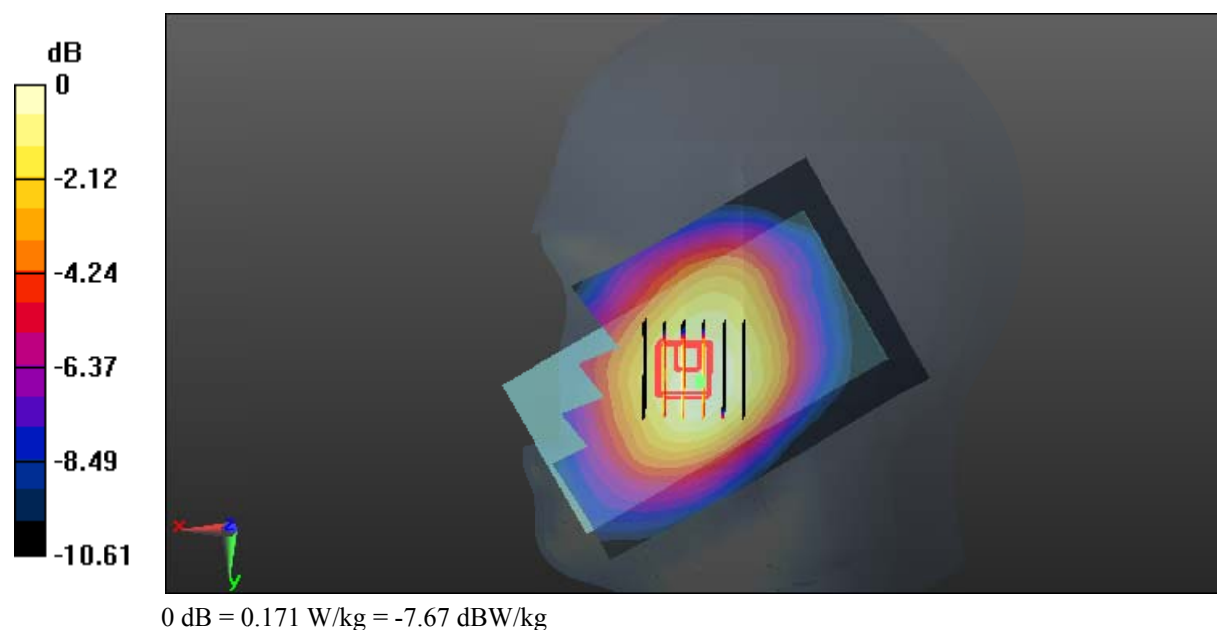
**Zoom Scan (6x6x7)/Cube 0:** Measurement grid: dx=8mm, dy=8mm, dz=5mm

Reference Value = 4.863 V/m; Power Drift = -0.07 dB

Peak SAR (extrapolated) = 0.377 W/kg

**SAR(1 g) = 0.210 W/kg; SAR(10 g) = 0.133 W/kg**

Maximum value of SAR (measured) = 0.171 W/kg



**Test Plot 30#: WCDMA Band 5\_Head Right Tilt\_Middle****DUT: Mobile phone; Type: Astro 5N LTE; Serial: 17102000520**

Communication System: WCDMA; Frequency: 836.6 MHz; Duty Cycle: 1:1

Medium parameters used:  $f = 836.6$  MHz;  $\sigma = 0.877$  S/m;  $\epsilon_r = 42.342$ ;  $\rho = 1000$  kg/m<sup>3</sup> ;

Phantom section: Right Section

DASY5 Configuration:

- Probe: EX3DV4 - SN3619; ConvF(8.9, 8.9, 8.9); Calibrated: 2017/9/25;
- Sensor-Surface: 1.4mm (Mechanical Surface Detection)
- Electronics: DAE4 Sn1459; Calibrated: 2017/9/15
- Phantom: SAM (30deg probe tilt) with CRP v5.0\_20150321; Type: QD000P40CD; Serial: TP:1874
- Measurement SW: DASY52, Version 52.8 (8);

**Area Scan (71x111x1):** Interpolated grid: dx=1.500 mm, dy=1.500 mm

Maximum value of SAR (interpolated) = 0.0773 W/kg

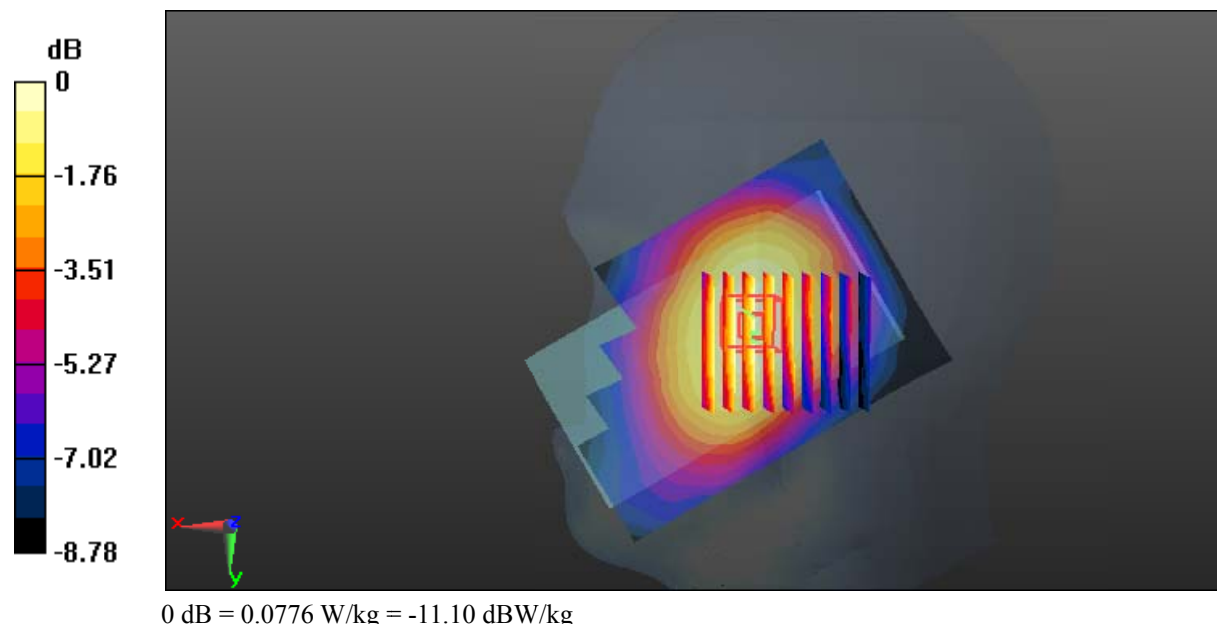
**Zoom Scan (9x8x7)/Cube 0:** Measurement grid: dx=8mm, dy=8mm, dz=5mm

Reference Value = 5.788 V/m; Power Drift = 0.12 dB

Peak SAR (extrapolated) = 0.0810 W/kg

**SAR(1 g) = 0.069 W/kg; SAR(10 g) = 0.056 W/kg**

Maximum value of SAR (measured) = 0.0776 W/kg



**Test Plot 31#: WCDMA Band 5\_Body Back\_Middle****DUT: Mobile phone; Type: Astro 5N LTE; Serial: 17102000520**

Communication System: WCDMA; Frequency: 836.6 MHz; Duty Cycle: 1:1

Medium parameters used:  $f = 836.6$  MHz;  $\sigma = 0.956$  S/m;  $\epsilon_r = 57.285$ ;  $\rho = 1000$  kg/m<sup>3</sup> ;

Phantom section: Flat Section

DASY5 Configuration:

- Probe: EX3DV4 - SN3619; ConvF(8.3, 8.3, 8.3); Calibrated: 2017/9/25;
- Sensor-Surface: 1.4mm (Mechanical Surface Detection)
- Electronics: DAE4 Sn1459; Calibrated: 2017/9/15
- Phantom: SAM (30deg probe tilt) with CRP v5.0\_20150321; Type: QD000P40CD; Serial: TP:1874
- Measurement SW: DASY52, Version 52.8 (8);

**Area Scan (111x71x1):** Interpolated grid: dx=1.500 mm, dy=1.500 mm

Maximum value of SAR (interpolated) = 0.429 W/kg

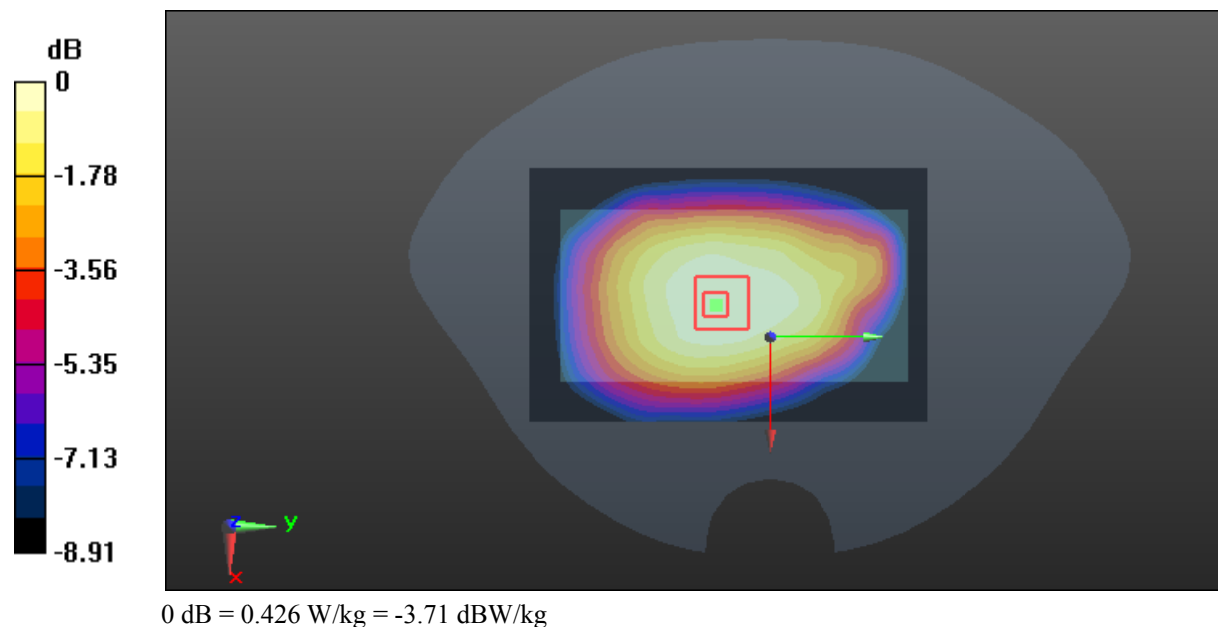
**Zoom Scan (6x6x7)/Cube 0:** Measurement grid: dx=8mm, dy=8mm, dz=5mm

Reference Value = 19.14 V/m; Power Drift = 0.01 dB

Peak SAR (extrapolated) = 0.461 W/kg

**SAR(1 g) = 0.358 W/kg; SAR(10 g) = 0.277 W/kg**

Maximum value of SAR (measured) = 0.426 W/kg



**Test Plot 32#: WCDMA Band 5\_Body Left\_Middle****DUT: Mobile phone; Type: Astro 5N LTE; Serial: 17102000520**

Communication System: WCDMA; Frequency: 836.6 MHz; Duty Cycle: 1:1

Medium parameters used:  $f = 836.6$  MHz;  $\sigma = 0.956$  S/m;  $\epsilon_r = 57.285$ ;  $\rho = 1000$  kg/m<sup>3</sup> ;

Phantom section: Flat Section

DASY5 Configuration:

- Probe: EX3DV4 - SN3619; ConvF(8.3, 8.3, 8.3); Calibrated: 2017/9/25;
- Sensor-Surface: 1.4mm (Mechanical Surface Detection)
- Electronics: DAE4 Sn1459; Calibrated: 2017/9/15
- Phantom: SAM (30deg probe tilt) with CRP v5.0\_20150321; Type: QD000P40CD; Serial: TP:1874
- Measurement SW: DASY52, Version 52.8 (8);

**Area Scan (111x41x1):** Interpolated grid: dx=1.500 mm, dy=1.500 mm

Maximum value of SAR (interpolated) = 0.174 W/kg

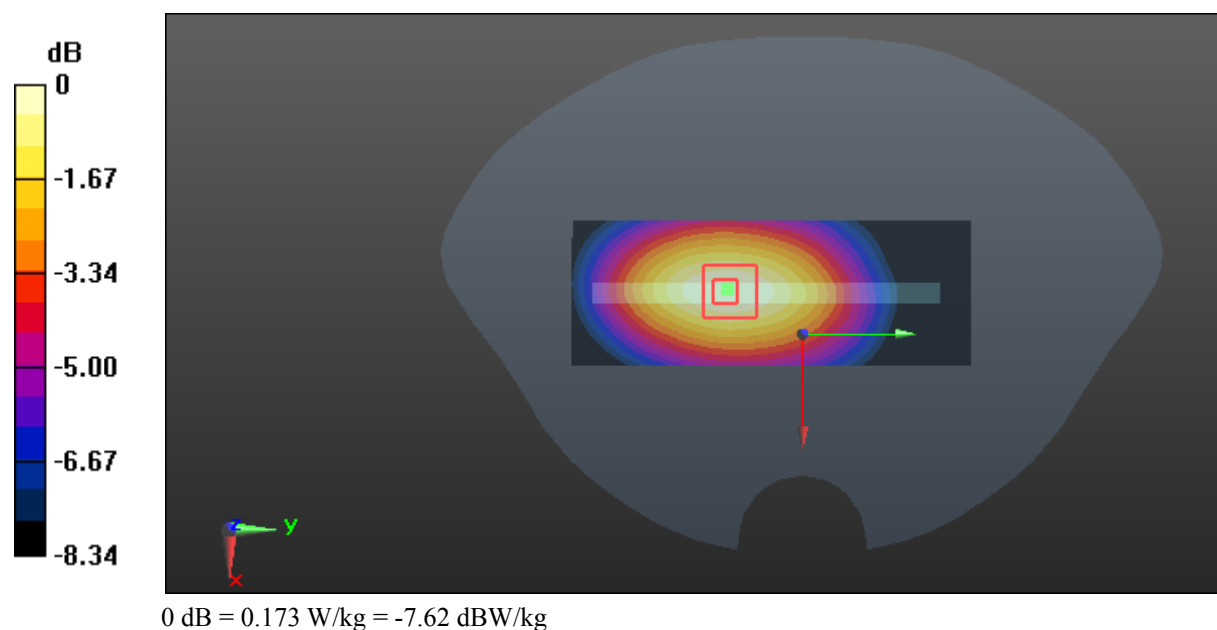
**Zoom Scan (5x5x7)/Cube 0:** Measurement grid: dx=8mm, dy=8mm, dz=5mm

Reference Value = 10.30 V/m; Power Drift = -0.02 dB

Peak SAR (extrapolated) = 0.193 W/kg

**SAR(1 g) = 0.137 W/kg; SAR(10 g) = 0.098 W/kg**

Maximum value of SAR (measured) = 0.173 W/kg





**Test Plot 33#: WCDMA Band 5\_Body Right\_Middle****DUT: Mobile phone; Type: Astro 5N LTE; Serial: 17102000520**

Communication System: WCDMA; Frequency: 836.6 MHz; Duty Cycle: 1:1

Medium parameters used:  $f = 836.6$  MHz;  $\sigma = 0.956$  S/m;  $\epsilon_r = 57.285$ ;  $\rho = 1000$  kg/m<sup>3</sup> ;

Phantom section: Flat Section

DASY5 Configuration:

- Probe: EX3DV4 - SN3619; ConvF(8.3, 8.3, 8.3); Calibrated: 2017/9/25;
- Sensor-Surface: 1.4mm (Mechanical Surface Detection)
- Electronics: DAE4 Sn1459; Calibrated: 2017/9/15
- Phantom: SAM (30deg probe tilt) with CRP v5.0\_20150321; Type: QD000P40CD; Serial: TP:1874
- Measurement SW: DASY52, Version 52.8 (8);

**Area Scan (111x41x1):** Interpolated grid: dx=1.500 mm, dy=1.500 mm

Maximum value of SAR (interpolated) = 0.225 W/kg

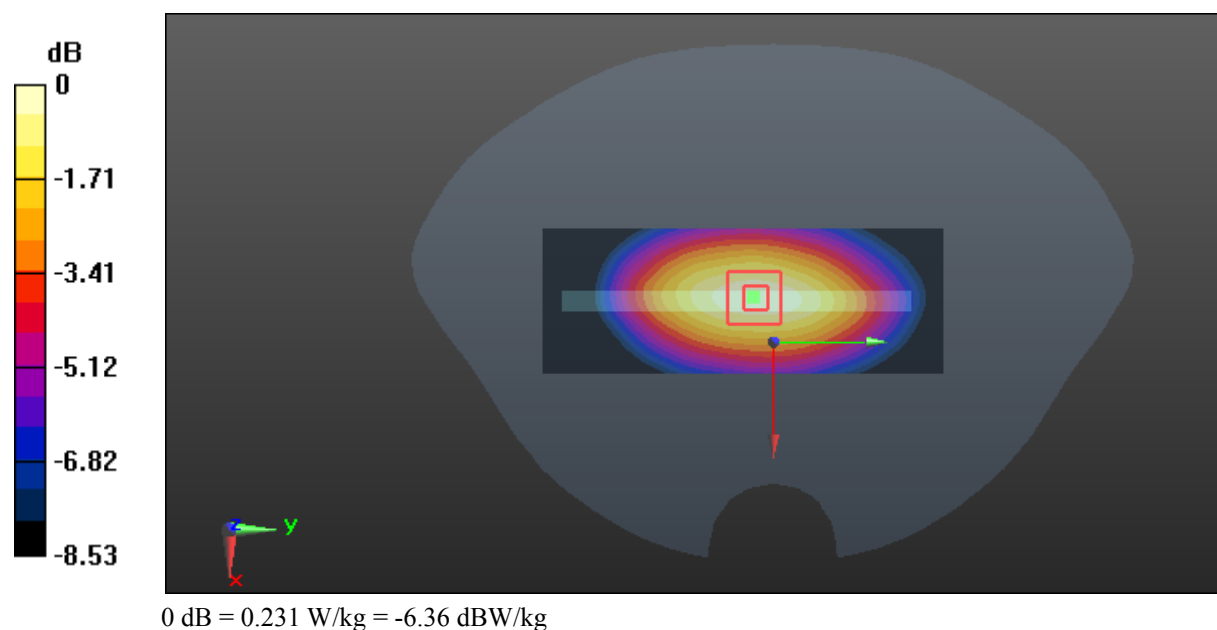
**Zoom Scan (5x5x7)/Cube 0:** Measurement grid: dx=8mm, dy=8mm, dz=5mm

Reference Value = 13.66 V/m; Power Drift = 0.08 dB

Peak SAR (extrapolated) = 0.260 W/kg

**SAR(1 g) = 0.177 W/kg; SAR(10 g) = 0.125 W/kg**

Maximum value of SAR (measured) = 0.231 W/kg



**Test Plot 34#: WCDMA Band 5\_Body Bottom\_Middle****DUT: Mobile phone; Type: Astro 5N LTE; Serial: 17102000520**

Communication System: WCDMA; Frequency: 836.6 MHz; Duty Cycle: 1:1

Medium parameters used:  $f = 836.6$  MHz;  $\sigma = 0.956$  S/m;  $\epsilon_r = 57.285$ ;  $\rho = 1000$  kg/m<sup>3</sup> ;

Phantom section: Flat Section

DASY5 Configuration:

- Probe: EX3DV4 - SN3619; ConvF(8.3, 8.3, 8.3); Calibrated: 2017/9/25;
- Sensor-Surface: 1.4mm (Mechanical Surface Detection)
- Electronics: DAE4 Sn1459; Calibrated: 2017/9/15
- Phantom: SAM (30deg probe tilt) with CRP v5.0\_20150321; Type: QD000P40CD; Serial: TP:1874
- Measurement SW: DASY52, Version 52.8 (8);

**Area Scan (71x41x1):** Interpolated grid: dx=1.500 mm, dy=1.500 mm

Maximum value of SAR (interpolated) = 0.0547 W/kg

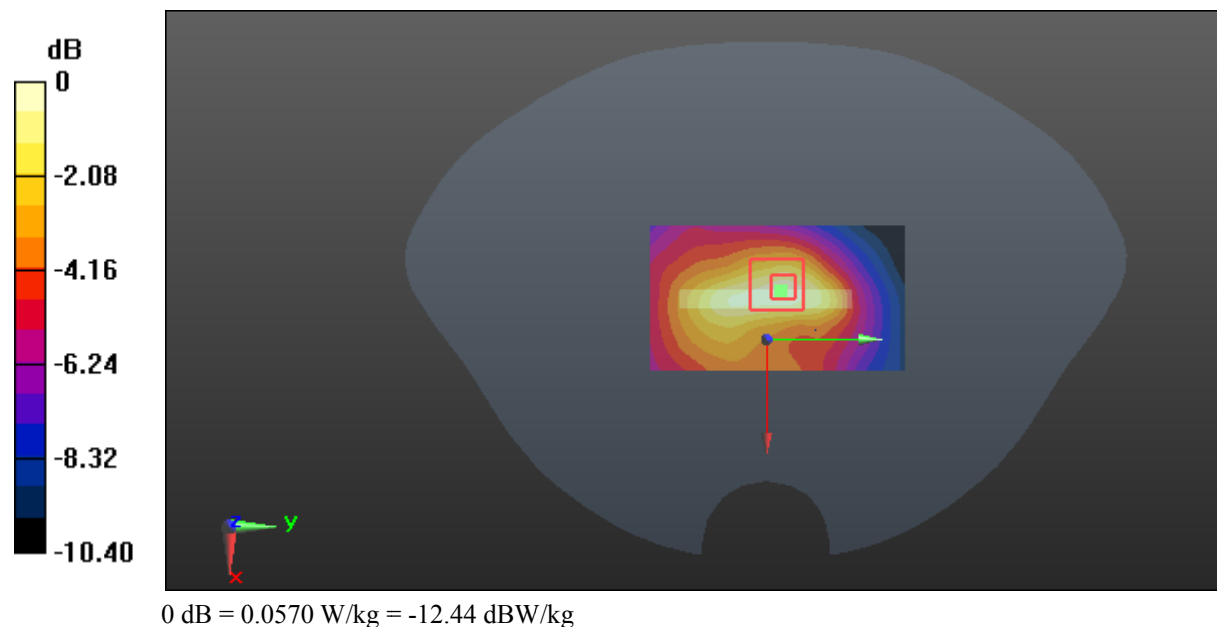
**Zoom Scan (5x5x7)/Cube 0:** Measurement grid: dx=8mm, dy=8mm, dz=5mm

Reference Value = 6.213 V/m; Power Drift = 0.00 dB

Peak SAR (extrapolated) = 0.0690 W/kg

**SAR(1 g) = 0.039 W/kg; SAR(10 g) = 0.026 W/kg**

Maximum value of SAR (measured) = 0.0570 W/kg



**Test Plot 35#: LTE Band 2\_Head Left Cheek\_Middle\_1RB****DUT: Mobile phone; Type: Astro 5N LTE; Serial: 17102000520**

Communication System: Generic FDD-LTE; Frequency: 1880 MHz; Duty Cycle: 1:1  
Medium parameters used:  $f = 1880$  MHz;  $\sigma = 1.373$  S/m;  $\epsilon_r = 40.287$ ;  $\rho = 1000$  kg/m<sup>3</sup> ;  
Phantom section: Left Section

DASY5 Configuration:

- Probe: EX3DV4 - SN3619; ConvF(6.99, 6.99, 6.99); Calibrated: 2017/9/25;
- Sensor-Surface: 1.4mm (Mechanical Surface Detection)
- Electronics: DAE4 Sn1459; Calibrated: 2017/9/15
- Phantom: SAM (30deg probe tilt) with CRP v5.0\_20150321; Type: QD000P40CD; Serial: TP:1874
- Measurement SW: DASY52, Version 52.8 (8);

**Area Scan (111x71x1):** Interpolated grid: dx=1.500 mm, dy=1.500 mm

Maximum value of SAR (interpolated) = 0.535 W/kg

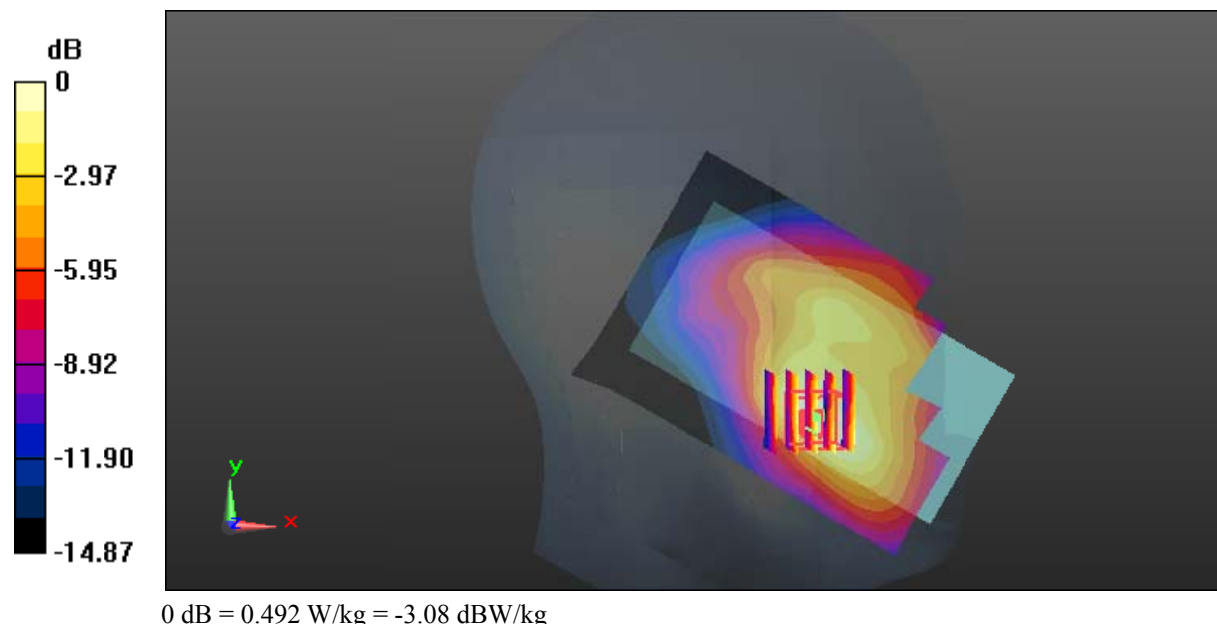
**Zoom Scan (5x5x7)/Cube 0:** Measurement grid: dx=8mm, dy=8mm, dz=5mm

Reference Value = 6.231 V/m; Power Drift = -0.16 dB

Peak SAR (extrapolated) = 0.582 W/kg

**SAR(1 g) = 0.372 W/kg; SAR(10 g) = 0.230 W/kg**

Maximum value of SAR (measured) = 0.492 W/kg



**Test Plot 36#: LTE Band 2\_Head Left Cheek\_Middle\_50%RB****DUT: Mobile phone; Type: Astro 5N LTE; Serial: 17102000520**

Communication System: Generic FDD-LTE; Frequency: 1880 MHz; Duty Cycle: 1:1  
Medium parameters used:  $f = 1880$  MHz;  $\sigma = 1.373$  S/m;  $\epsilon_r = 40.287$ ;  $\rho = 1000$  kg/m<sup>3</sup> ;  
Phantom section: Left Section

DASY5 Configuration:

- Probe: EX3DV4 - SN3619; ConvF(6.99, 6.99, 6.99); Calibrated: 2017/9/25;
- Sensor-Surface: 1.4mm (Mechanical Surface Detection)
- Electronics: DAE4 Sn1459; Calibrated: 2017/9/15
- Phantom: SAM (30deg probe tilt) with CRP v5.0\_20150321; Type: QD000P40CD; Serial: TP:1874
- Measurement SW: DASY52, Version 52.8 (8);

**Area Scan (111x71x1):** Interpolated grid: dx=1.500 mm, dy=1.500 mm

Maximum value of SAR (interpolated) = 0.476 W/kg


**Zoom Scan (5x5x7)/Cube 0:** Measurement grid: dx=8mm, dy=8mm, dz=5mm

Reference Value = 5.717 V/m; Power Drift = -0.09 dB

Peak SAR (extrapolated) = 0.525 W/kg

**SAR(1 g) = 0.332 W/kg; SAR(10 g) = 0.207 W/kg**

Maximum value of SAR (measured) = 0.437 W/kg



**Test Plot 37#: LTE Band 2\_Head Left Tilt\_Middle\_1RB****DUT: Mobile phone; Type: Astro 5N LTE; Serial: 17102000520**

Communication System: Generic FDD-LTE; Frequency: 1880 MHz; Duty Cycle: 1:1  
Medium parameters used:  $f = 1880$  MHz;  $\sigma = 1.373$  S/m;  $\epsilon_r = 40.287$ ;  $\rho = 1000$  kg/m<sup>3</sup> ;  
Phantom section: Left Section

DASY5 Configuration:

- Probe: EX3DV4 - SN3619; ConvF(6.99, 6.99, 6.99); Calibrated: 2017/9/25;
- Sensor-Surface: 1.4mm (Mechanical Surface Detection)
- Electronics: DAE4 Sn1459; Calibrated: 2017/9/15
- Phantom: SAM (30deg probe tilt) with CRP v5.0\_20150321; Type: QD000P40CD; Serial: TP:1874
- Measurement SW: DASY52, Version 52.8 (8);

**Area Scan (111x71x1):** Interpolated grid: dx=1.500 mm, dy=1.500 mm

Maximum value of SAR (interpolated) = 0.155 W/kg

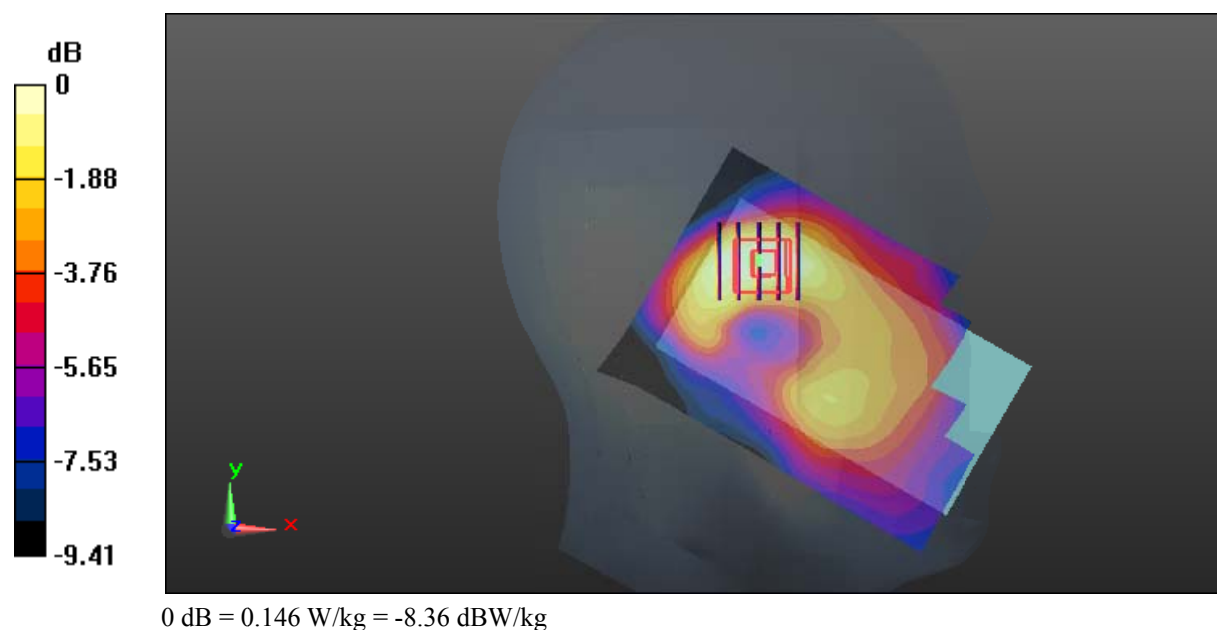
**Zoom Scan (5x5x7)/Cube 0:** Measurement grid: dx=8mm, dy=8mm, dz=5mm

Reference Value = 8.834 V/m; Power Drift = 0.12 dB

Peak SAR (extrapolated) = 0.166 W/kg

**SAR(1 g) = 0.111 W/kg; SAR(10 g) = 0.073 W/kg**

Maximum value of SAR (measured) = 0.146 W/kg



**Test Plot 38#: LTE Band 2\_Head Left Tilt\_Middle\_50%RB****DUT: Mobile phone; Type: Astro 5N LTE; Serial: 17102000520**

Communication System: Generic FDD-LTE; Frequency: 1880 MHz; Duty Cycle: 1:1  
Medium parameters used:  $f = 1880$  MHz;  $\sigma = 1.373$  S/m;  $\epsilon_r = 40.287$ ;  $\rho = 1000$  kg/m<sup>3</sup> ;  
Phantom section: Left Section

DASY5 Configuration:

- Probe: EX3DV4 - SN3619; ConvF(6.99, 6.99, 6.99); Calibrated: 2017/9/25;
- Sensor-Surface: 1.4mm (Mechanical Surface Detection)
- Electronics: DAE4 Sn1459; Calibrated: 2017/9/15
- Phantom: SAM (30deg probe tilt) with CRP v5.0\_20150321; Type: QD000P40CD; Serial: TP:1874
- Measurement SW: DASY52, Version 52.8 (8);

**Area Scan (111x71x1):** Interpolated grid: dx=1.500 mm, dy=1.500 mm

Maximum value of SAR (interpolated) = 0.143 W/kg

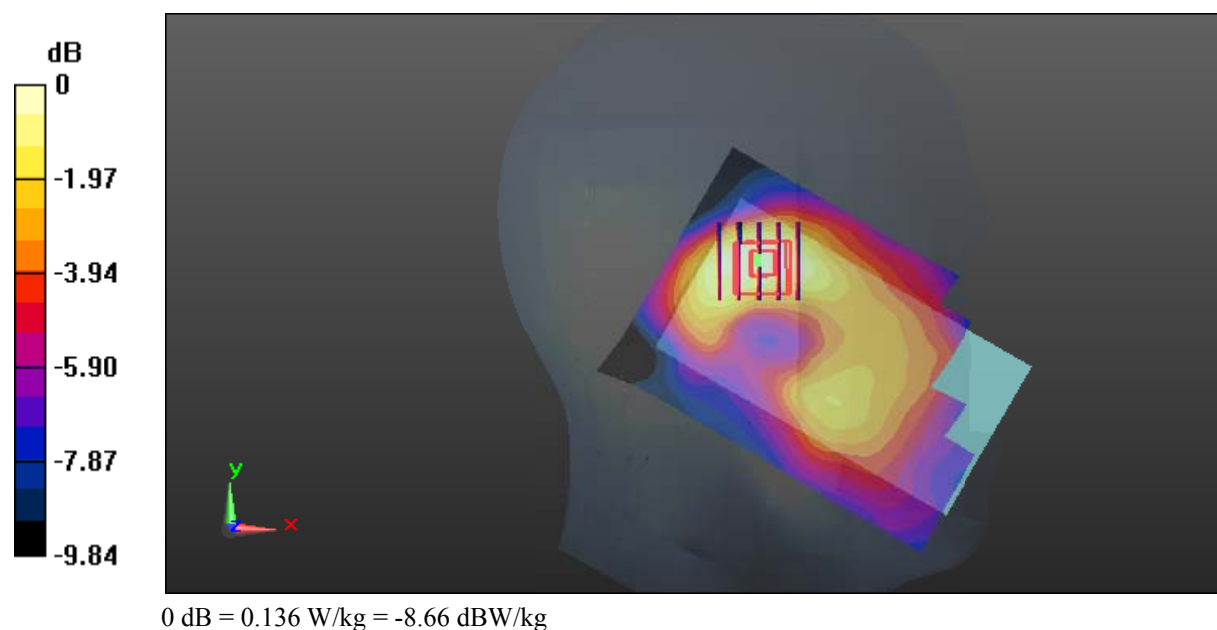
**Zoom Scan (5x5x7)/Cube 0:** Measurement grid: dx=8mm, dy=8mm, dz=5mm

Reference Value = 8.419 V/m; Power Drift = 0.08 dB

Peak SAR (extrapolated) = 0.155 W/kg

**SAR(1 g) = 0.103 W/kg; SAR(10 g) = 0.069 W/kg**

Maximum value of SAR (measured) = 0.136 W/kg



**Test Plot 39#: LTE Band 2\_Head Right Cheek\_Middle\_1RB****DUT: Mobile phone; Type: Astro 5N LTE; Serial: 17102000520**

Communication System: Generic FDD-LTE; Frequency: 1880 MHz; Duty Cycle: 1:1  
Medium parameters used:  $f = 1880$  MHz;  $\sigma = 1.373$  S/m;  $\epsilon_r = 40.287$ ;  $\rho = 1000$  kg/m<sup>3</sup> ;  
Phantom section: Right Section

DASY5 Configuration:

- Probe: EX3DV4 - SN3619; ConvF(6.99, 6.99, 6.99); Calibrated: 2017/9/25;
- Sensor-Surface: 1.4mm (Mechanical Surface Detection)
- Electronics: DAE4 Sn1459; Calibrated: 2017/9/15
- Phantom: SAM (30deg probe tilt) with CRP v5.0\_20150321; Type: QD000P40CD; Serial: TP:1874
- Measurement SW: DASY52, Version 52.8 (8);

**Area Scan (111x71x1):** Interpolated grid: dx=1.500 mm, dy=1.500 mm

Maximum value of SAR (interpolated) = 0.542 W/kg


**Zoom Scan (5x5x7)/Cube 0:** Measurement grid: dx=8mm, dy=8mm, dz=5mm

Reference Value = 6.128 V/m; Power Drift = -0.03 dB

Peak SAR (extrapolated) = 0.614 W/kg

**SAR(1 g) = 0.402 W/kg; SAR(10 g) = 0.254 W/kg**

Maximum value of SAR (measured) = 0.527 W/kg



**Test Plot 40#: LTE Band 2\_Head Right Cheek\_Middle\_50%RB****DUT: Mobile phone; Type: Astro 5N LTE; Serial: 17102000520**

Communication System: Generic FDD-LTE; Frequency: 1880 MHz; Duty Cycle: 1:1  
Medium parameters used:  $f = 1880$  MHz;  $\sigma = 1.373$  S/m;  $\epsilon_r = 40.287$ ;  $\rho = 1000$  kg/m<sup>3</sup> ;  
Phantom section: Right Section

DASY5 Configuration:

- Probe: EX3DV4 - SN3619; ConvF(6.99, 6.99, 6.99); Calibrated: 2017/9/25;
- Sensor-Surface: 1.4mm (Mechanical Surface Detection)
- Electronics: DAE4 Sn1459; Calibrated: 2017/9/15
- Phantom: SAM (30deg probe tilt) with CRP v5.0\_20150321; Type: QD000P40CD; Serial: TP:1874
- Measurement SW: DASY52, Version 52.8 (8);

**Area Scan (111x71x1):** Interpolated grid: dx=1.500 mm, dy=1.500 mm

Maximum value of SAR (interpolated) = 0.473 W/kg

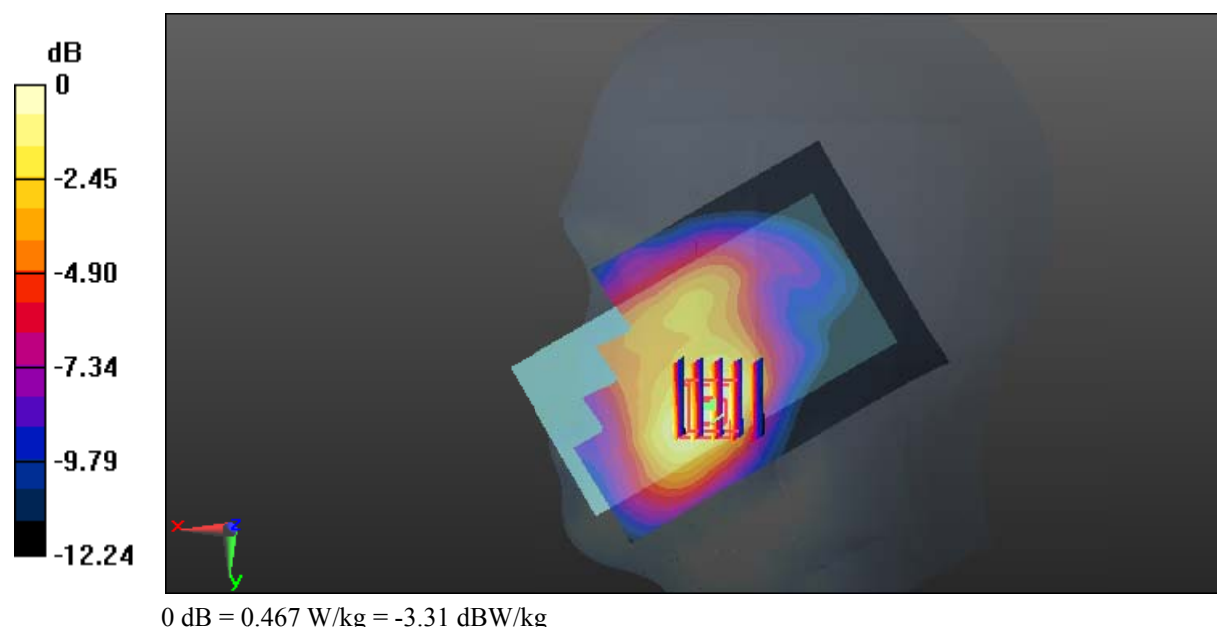
**Zoom Scan (5x5x7)/Cube 0:** Measurement grid: dx=8mm, dy=8mm, dz=5mm

Reference Value = 5.477 V/m; Power Drift = 0.01 dB

Peak SAR (extrapolated) = 0.538 W/kg

**SAR(1 g) = 0.355 W/kg; SAR(10 g) = 0.224 W/kg**

Maximum value of SAR (measured) = 0.467 W/kg





**Test Plot 41#: LTE Band 2\_Head Right Tilt\_Middle\_1RB****DUT: Mobile phone; Type: Astro 5N LTE; Serial: 17102000520**

Communication System: Generic FDD-LTE; Frequency: 1880 MHz; Duty Cycle: 1:1  
Medium parameters used:  $f = 1880$  MHz;  $\sigma = 1.373$  S/m;  $\epsilon_r = 40.287$ ;  $\rho = 1000$  kg/m<sup>3</sup> ;  
Phantom section: Right Section

DASY5 Configuration:

- Probe: EX3DV4 - SN3619; ConvF(6.99, 6.99, 6.99); Calibrated: 2017/9/25;
- Sensor-Surface: 1.4mm (Mechanical Surface Detection)
- Electronics: DAE4 Sn1459; Calibrated: 2017/9/15
- Phantom: SAM (30deg probe tilt) with CRP v5.0\_20150321; Type: QD000P40CD; Serial: TP:1874
- Measurement SW: DASY52, Version 52.8 (8);

**Area Scan (111x71x1):** Interpolated grid: dx=1.500 mm, dy=1.500 mm

Maximum value of SAR (interpolated) = 0.144 W/kg

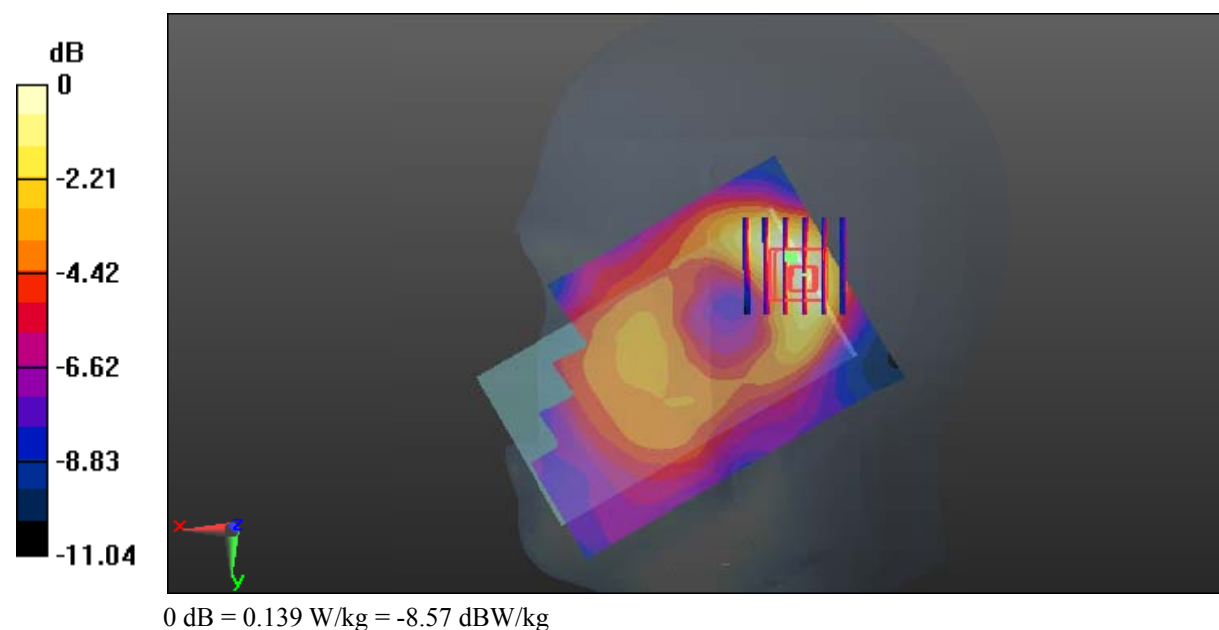
**Zoom Scan (6x6x7)/Cube 0:** Measurement grid: dx=8mm, dy=8mm, dz=5mm

Reference Value = 8.130 V/m; Power Drift = 0.05 dB

Peak SAR (extrapolated) = 0.166 W/kg

**SAR(1 g) = 0.105 W/kg; SAR(10 g) = 0.066 W/kg**

Maximum value of SAR (measured) = 0.139 W/kg



**Test Plot 42#: LTE Band 2\_Head Right Tilt\_Middle\_50%RB****DUT: Mobile phone; Type: Astro 5N LTE; Serial: 17102000520**

Communication System: Generic FDD-LTE; Frequency: 1880 MHz; Duty Cycle: 1:1  
Medium parameters used:  $f = 1880$  MHz;  $\sigma = 1.373$  S/m;  $\epsilon_r = 40.287$ ;  $\rho = 1000$  kg/m<sup>3</sup> ;  
Phantom section: Right Section

DASY5 Configuration:

- Probe: EX3DV4 - SN3619; ConvF(6.99, 6.99, 6.99); Calibrated: 2017/9/25;
- Sensor-Surface: 1.4mm (Mechanical Surface Detection)
- Electronics: DAE4 Sn1459; Calibrated: 2017/9/15
- Phantom: SAM (30deg probe tilt) with CRP v5.0\_20150321; Type: QD000P40CD; Serial: TP:1874
- Measurement SW: DASY52, Version 52.8 (8);

**Area Scan (111x71x1):** Interpolated grid: dx=1.500 mm, dy=1.500 mm

Maximum value of SAR (interpolated) = 0.113 W/kg

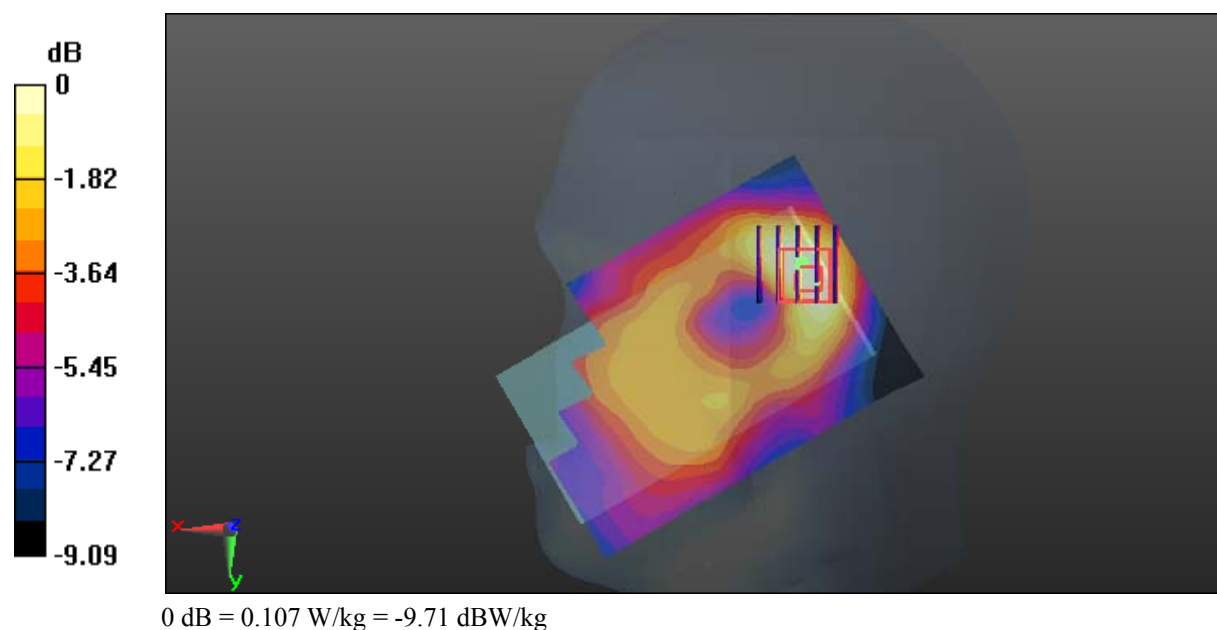
**Zoom Scan (5x5x7)/Cube 0:** Measurement grid: dx=8mm, dy=8mm, dz=5mm

Reference Value = 8.321 V/m; Power Drift = -0.04 dB

Peak SAR (extrapolated) = 0.127 W/kg

**SAR(1 g) = 0.083 W/kg; SAR(10 g) = 0.054 W/kg**

Maximum value of SAR (measured) = 0.107 W/kg



**Test Plot 43#: LTE Band 2\_Body Back\_Middle\_1RB****DUT: Mobile phone; Type: Astro 5N LTE; Serial: 17102000520**

Communication System: Generic FDD-LTE; Frequency: 1880 MHz; Duty Cycle: 1:1  
Medium parameters used:  $f = 1880$  MHz;  $\sigma = 1.486$  S/m;  $\epsilon_r = 54.097$ ;  $\rho = 1000$  kg/m<sup>3</sup> ;  
Phantom section: Flat Section

DASY5 Configuration:

- Probe: EX3DV4 - SN3619; ConvF(7.02, 7.02, 7.02); Calibrated: 2017/9/25;
- Sensor-Surface: 1.4mm (Mechanical Surface Detection)
- Electronics: DAE4 Sn1459; Calibrated: 2017/9/15
- Phantom: SAM (30deg probe tilt) with CRP v5.0\_20150321; Type: QD000P40CD; Serial: TP:1874
- Measurement SW: DASY52, Version 52.8 (8);

**Area Scan (111x71x1):** Interpolated grid: dx=1.500 mm, dy=1.500 mm

Maximum value of SAR (interpolated) = 0.635 W/kg

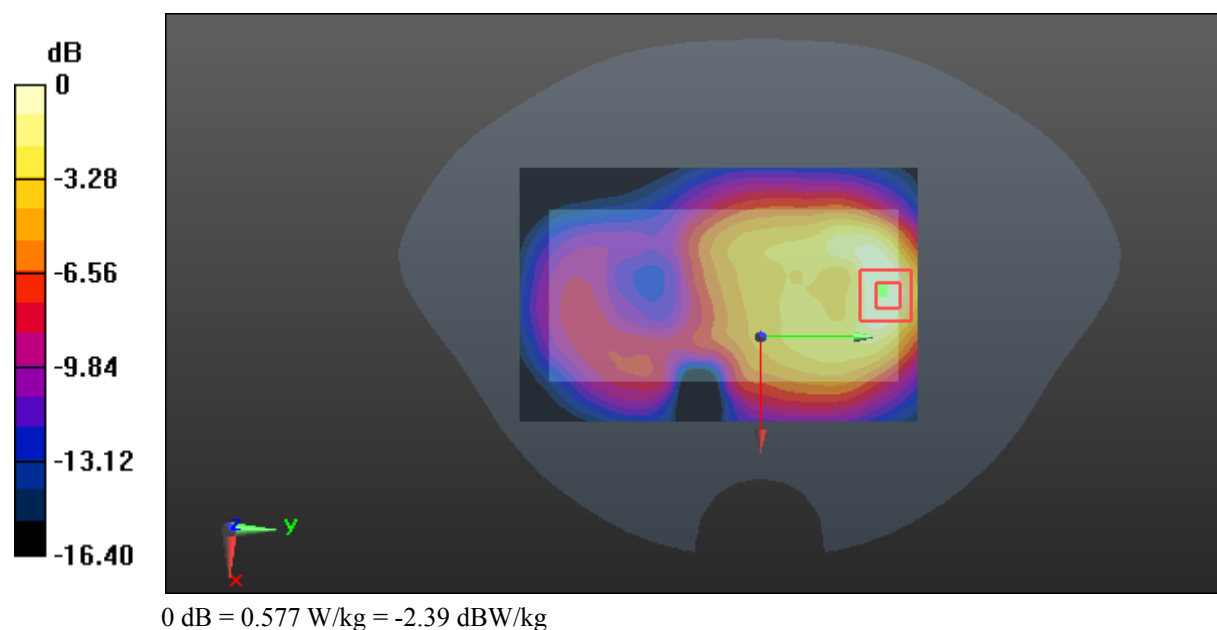
**Zoom Scan (5x5x7)/Cube 0:** Measurement grid: dx=8mm, dy=8mm, dz=5mm

Reference Value = 11.29 V/m; Power Drift = -0.08 dB

Peak SAR (extrapolated) = 0.724 W/kg

**SAR(1 g) = 0.402 W/kg; SAR(10 g) = 0.215 W/kg**

Maximum value of SAR (measured) = 0.577 W/kg



**Test Plot 44#: LTE Band 2\_Body Back\_Middle\_50%RB****DUT: Mobile phone; Type: Astro 5N LTE; Serial: 17102000520**

Communication System: Generic FDD-LTE; Frequency: 1880 MHz; Duty Cycle: 1:1  
Medium parameters used:  $f = 1880$  MHz;  $\sigma = 1.486$  S/m;  $\epsilon_r = 54.097$ ;  $\rho = 1000$  kg/m<sup>3</sup> ;  
Phantom section: Flat Section

DASY5 Configuration:

- Probe: EX3DV4 - SN3619; ConvF(7.02, 7.02, 7.02); Calibrated: 2017/9/25;
- Sensor-Surface: 1.4mm (Mechanical Surface Detection)
- Electronics: DAE4 Sn1459; Calibrated: 2017/9/15
- Phantom: SAM (30deg probe tilt) with CRP v5.0\_20150321; Type: QD000P40CD; Serial: TP:1874
- Measurement SW: DASY52, Version 52.8 (8);

**Area Scan (111x71x1):** Interpolated grid: dx=1.500 mm, dy=1.500 mm

Maximum value of SAR (interpolated) = 0.510 W/kg

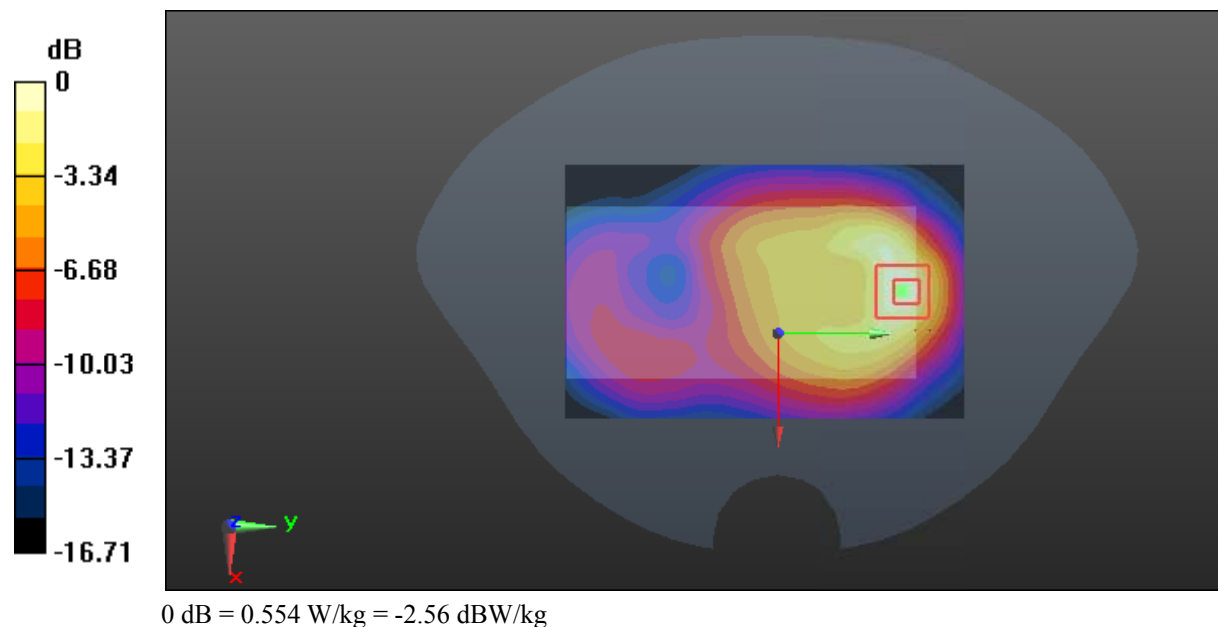
**Zoom Scan (5x5x7)/Cube 0:** Measurement grid: dx=8mm, dy=8mm, dz=5mm

Reference Value = 10.41 V/m; Power Drift = -0.01 dB

Peak SAR (extrapolated) = 0.660 W/kg

**SAR(1 g) = 0.361 W/kg; SAR(10 g) = 0.193 W/kg**

Maximum value of SAR (measured) = 0.554 W/kg



**Test Plot 45#: LTE Band 2\_Body Left\_Middle\_1RB****DUT: Mobile phone; Type: Astro 5N LTE; Serial: 17102000520**

Communication System: Generic FDD-LTE; Frequency: 1880 MHz; Duty Cycle: 1:1  
Medium parameters used:  $f = 1880$  MHz;  $\sigma = 1.486$  S/m;  $\epsilon_r = 54.097$ ;  $\rho = 1000$  kg/m<sup>3</sup> ;  
Phantom section: Flat Section

DASY5 Configuration:

- Probe: EX3DV4 - SN3619; ConvF(7.02, 7.02, 7.02); Calibrated: 2017/9/25;
- Sensor-Surface: 1.4mm (Mechanical Surface Detection)
- Electronics: DAE4 Sn1459; Calibrated: 2017/9/15
- Phantom: SAM (30deg probe tilt) with CRP v5.0\_20150321; Type: QD000P40CD; Serial: TP:1874
- Measurement SW: DASY52, Version 52.8 (8);

**Area Scan (141x41x1):** Interpolated grid: dx=1.200 mm, dy=1.200 mm

Maximum value of SAR (interpolated) = 0.148 W/kg

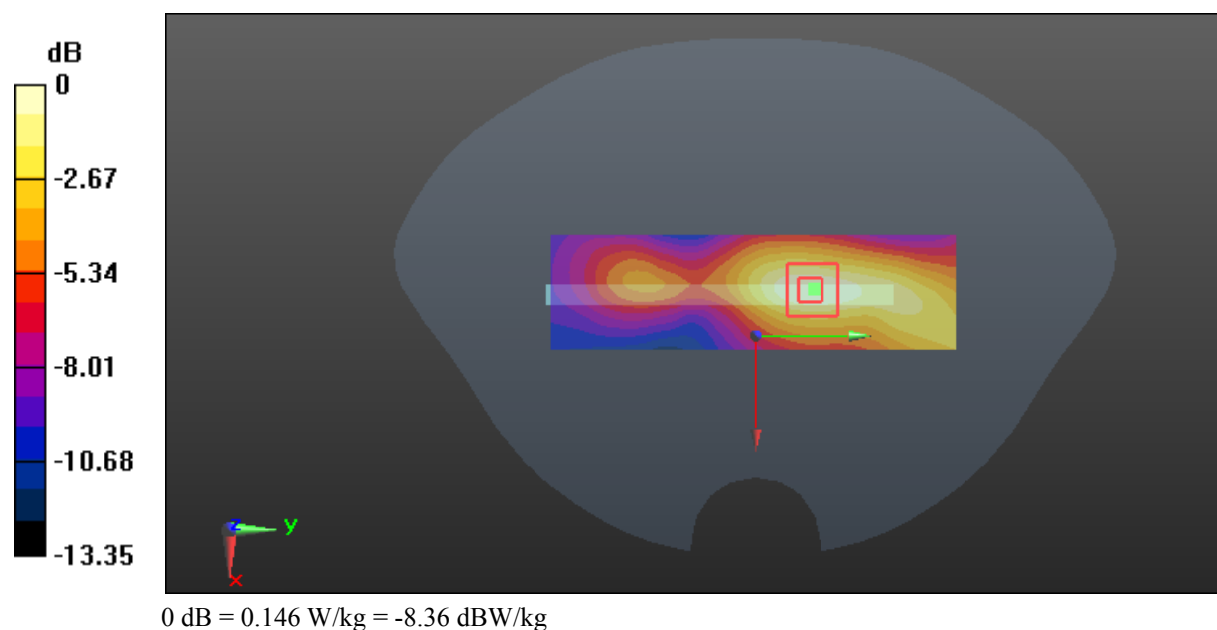
**Zoom Scan (5x5x7)/Cube 0:** Measurement grid: dx=8mm, dy=8mm, dz=5mm

Reference Value = 6.535 V/m; Power Drift = 0.12 dB

Peak SAR (extrapolated) = 0.172 W/kg

**SAR(1 g) = 0.100 W/kg; SAR(10 g) = 0.058 W/kg**

Maximum value of SAR (measured) = 0.146 W/kg



**Test Plot 46#: LTE Band 2\_Body Left\_Middle\_50%RB****DUT: Mobile phone; Type: Astro 5N LTE; Serial: 17102000520**

Communication System: Generic FDD-LTE; Frequency: 1880 MHz; Duty Cycle: 1:1  
Medium parameters used:  $f = 1880$  MHz;  $\sigma = 1.486$  S/m;  $\epsilon_r = 54.097$ ;  $\rho = 1000$  kg/m<sup>3</sup> ;  
Phantom section: Flat Section

DASY5 Configuration:

- Probe: EX3DV4 - SN3619; ConvF(7.02, 7.02, 7.02); Calibrated: 2017/9/25;
- Sensor-Surface: 1.4mm (Mechanical Surface Detection)
- Electronics: DAE4 Sn1459; Calibrated: 2017/9/15
- Phantom: SAM (30deg probe tilt) with CRP v5.0\_20150321; Type: QD000P40CD; Serial: TP:1874
- Measurement SW: DASY52, Version 52.8 (8);

**Area Scan (141x41x1):** Interpolated grid: dx=1.200 mm, dy=1.200 mm

Maximum value of SAR (interpolated) = 0.115 W/kg

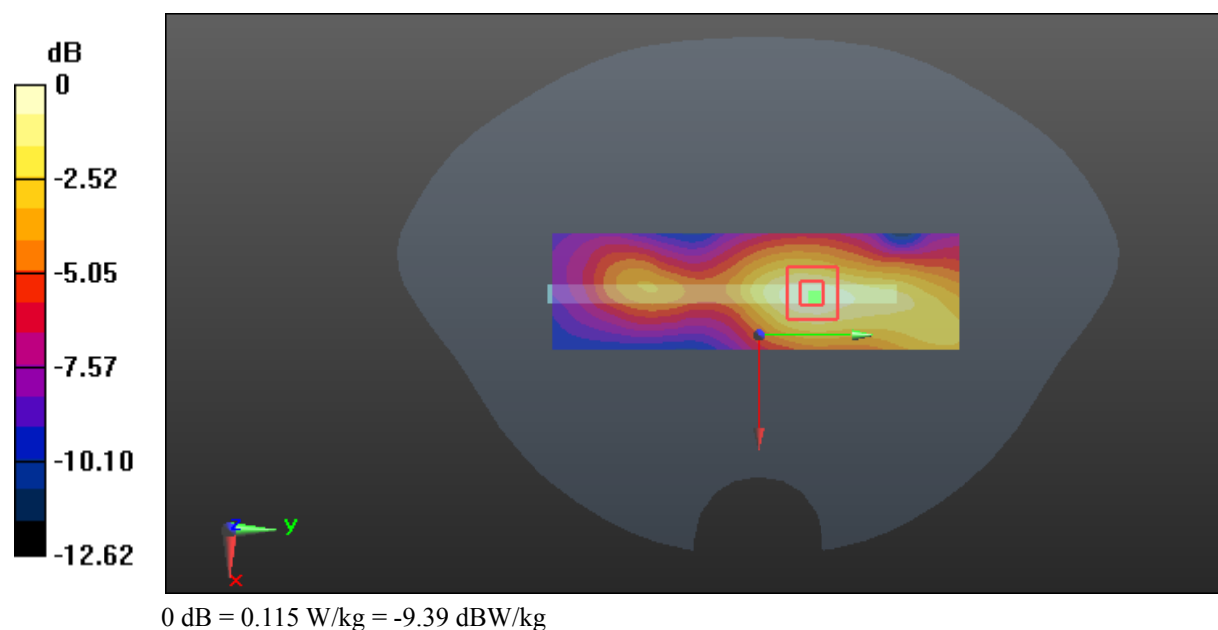
**Zoom Scan (5x5x7)/Cube 0:** Measurement grid: dx=8mm, dy=8mm, dz=5mm

Reference Value = 6.185 V/m; Power Drift = 0.06 dB

Peak SAR (extrapolated) = 0.138 W/kg

**SAR(1 g) = 0.080 W/kg; SAR(10 g) = 0.047 W/kg**

Maximum value of SAR (measured) = 0.115 W/kg



**Test Plot 47#: LTE Band 2\_Body Right\_Middle\_1RB****DUT: Mobile phone; Type: Astro 5N LTE; Serial: 17102000520**

Communication System: Generic FDD-LTE; Frequency: 1880 MHz; Duty Cycle: 1:1  
Medium parameters used:  $f = 1880$  MHz;  $\sigma = 1.486$  S/m;  $\epsilon_r = 54.097$ ;  $\rho = 1000$  kg/m<sup>3</sup> ;  
Phantom section: Flat Section

DASY5 Configuration:

- Probe: EX3DV4 - SN3619; ConvF(7.02, 7.02, 7.02); Calibrated: 2017/9/25;
- Sensor-Surface: 1.4mm (Mechanical Surface Detection)
- Electronics: DAE4 Sn1459; Calibrated: 2017/9/15
- Phantom: SAM (30deg probe tilt) with CRP v5.0\_20150321; Type: QD000P40CD; Serial: TP:1874
- Measurement SW: DASY52, Version 52.8 (8);

**Area Scan (141x41x1):** Interpolated grid: dx=1.200 mm, dy=1.200 mm

Maximum value of SAR (interpolated) = 0.117 W/kg

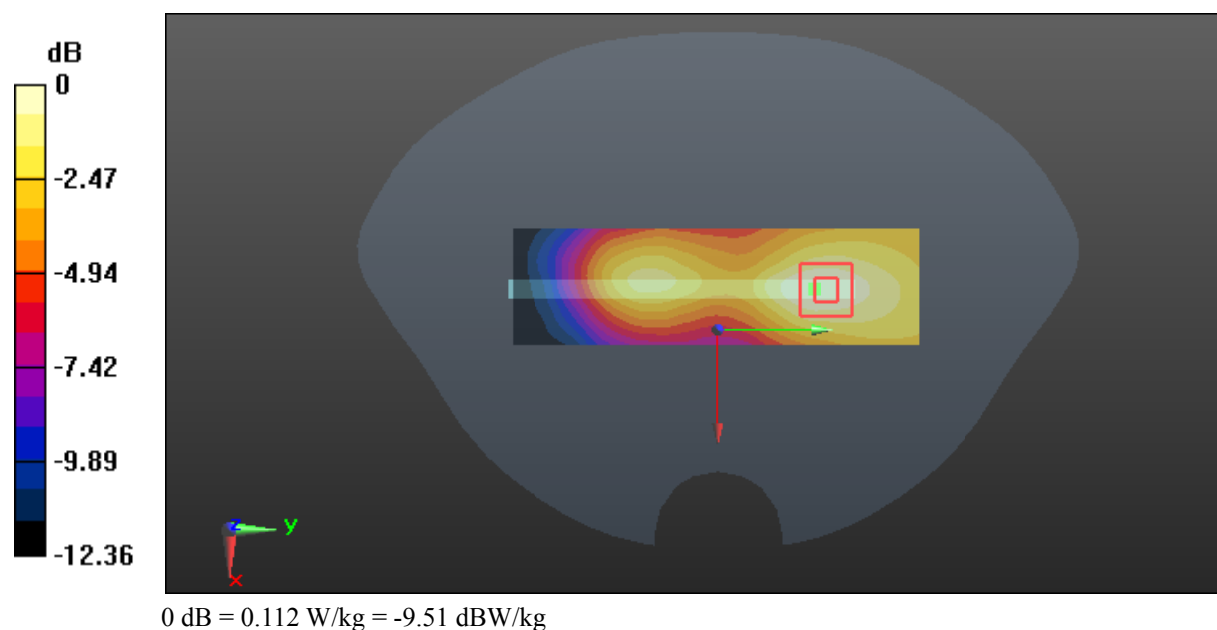
**Zoom Scan (5x5x7)/Cube 0:** Measurement grid: dx=8mm, dy=8mm, dz=5mm

Reference Value = 5.342 V/m; Power Drift = -0.02 dB

Peak SAR (extrapolated) = 0.132 W/kg

**SAR(1 g) = 0.078 W/kg; SAR(10 g) = 0.048 W/kg**

Maximum value of SAR (measured) = 0.112 W/kg



**Test Plot 48#: LTE Band 2\_Body Right\_Middle\_50%RB****DUT: Mobile phone; Type: Astro 5N LTE; Serial: 17102000520**

Communication System: Generic FDD-LTE; Frequency: 1880 MHz; Duty Cycle: 1:1  
Medium parameters used:  $f = 1880$  MHz;  $\sigma = 1.486$  S/m;  $\epsilon_r = 54.097$ ;  $\rho = 1000$  kg/m<sup>3</sup> ;  
Phantom section: Flat Section

DASY5 Configuration:

- Probe: EX3DV4 - SN3619; ConvF(7.02, 7.02, 7.02); Calibrated: 2017/9/25;
- Sensor-Surface: 1.4mm (Mechanical Surface Detection)
- Electronics: DAE4 Sn1459; Calibrated: 2017/9/15
- Phantom: SAM (30deg probe tilt) with CRP v5.0\_20150321; Type: QD000P40CD; Serial: TP:1874
- Measurement SW: DASY52, Version 52.8 (8);

**Area Scan (141x41x1):** Interpolated grid: dx=1.200 mm, dy=1.200 mm

Maximum value of SAR (interpolated) = 0.103 W/kg

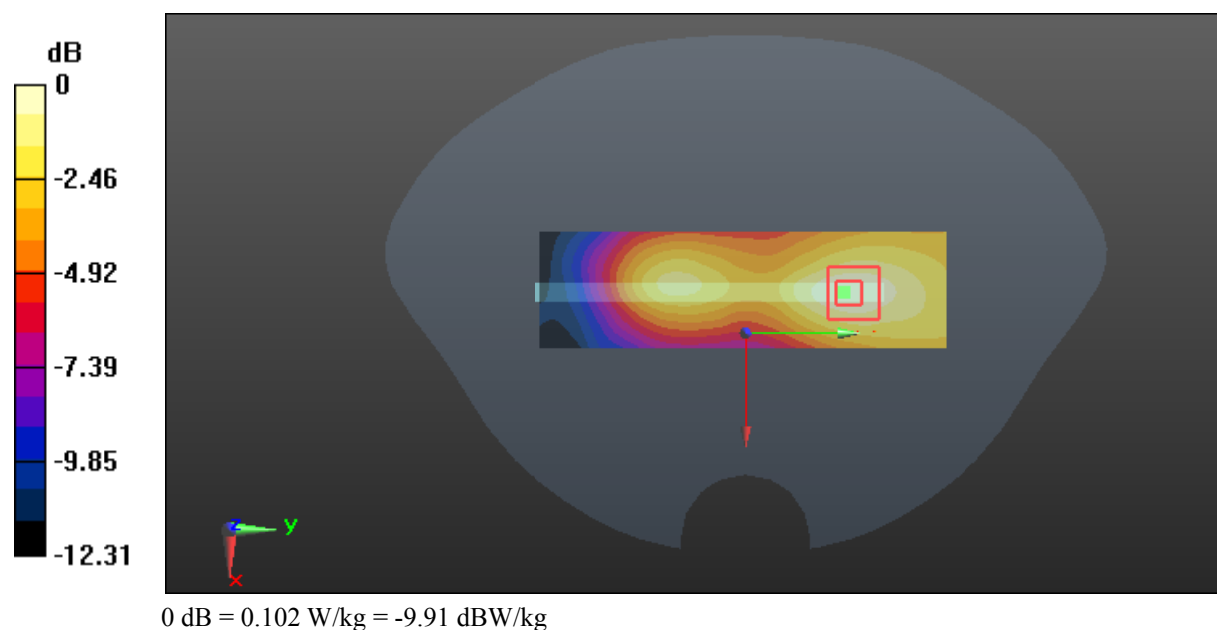
**Zoom Scan (5x5x7)/Cube 0:** Measurement grid: dx=8mm, dy=8mm, dz=5mm

Reference Value = 5.162 V/m; Power Drift = 0.07 dB

Peak SAR (extrapolated) = 0.121 W/kg

**SAR(1 g) = 0.071 W/kg; SAR(10 g) = 0.044 W/kg**

Maximum value of SAR (measured) = 0.102 W/kg





**Test Plot 49#: LTE Band 2\_Body Bottom\_Middle\_1RB****DUT: Mobile phone; Type: Astro 5N LTE; Serial: 17102000520**

Communication System: Generic FDD-LTE; Frequency: 1880 MHz; Duty Cycle: 1:1  
Medium parameters used:  $f = 1880$  MHz;  $\sigma = 1.486$  S/m;  $\epsilon_r = 54.097$ ;  $\rho = 1000$  kg/m<sup>3</sup> ;  
Phantom section: Flat Section

DASY5 Configuration:

- Probe: EX3DV4 - SN3619; ConvF(7.02, 7.02, 7.02); Calibrated: 2017/9/25;
- Sensor-Surface: 1.4mm (Mechanical Surface Detection)
- Electronics: DAE4 Sn1459; Calibrated: 2017/9/15
- Phantom: SAM (30deg probe tilt) with CRP v5.0\_20150321; Type: QD000P40CD; Serial: TP:1874
- Measurement SW: DASY52, Version 52.8 (8);

**Area Scan (81x41x1):** Interpolated grid: dx=1.200 mm, dy=1.200 mm

Maximum value of SAR (interpolated) = 1.01 W/kg


**Zoom Scan (5x5x7)/Cube 0:** Measurement grid: dx=8mm, dy=8mm, dz=5mm

Reference Value = 19.73 V/m; Power Drift = 0.19 dB

Peak SAR (extrapolated) = 1.20 W/kg

**SAR(1 g) = 0.626 W/kg; SAR(10 g) = 0.313 W/kg**

Maximum value of SAR (measured) = 0.998 W/kg



**Test Plot 50#: LTE Band 2\_Body Bottom\_Middle\_50%RB****DUT: Mobile phone; Type: Astro 5N LTE; Serial: 17102000520**

Communication System: Generic FDD-LTE; Frequency: 1880 MHz; Duty Cycle: 1:1  
Medium parameters used:  $f = 1880$  MHz;  $\sigma = 1.486$  S/m;  $\epsilon_r = 54.097$ ;  $\rho = 1000$  kg/m<sup>3</sup> ;  
Phantom section: Flat Section

DASY5 Configuration:

- Probe: EX3DV4 - SN3619; ConvF(7.02, 7.02, 7.02); Calibrated: 2017/9/25;
- Sensor-Surface: 1.4mm (Mechanical Surface Detection)
- Electronics: DAE4 Sn1459; Calibrated: 2017/9/15
- Phantom: SAM (30deg probe tilt) with CRP v5.0\_20150321; Type: QD000P40CD; Serial: TP:1874
- Measurement SW: DASY52, Version 52.8 (8);

**Area Scan (81x41x1):** Interpolated grid: dx=1.200 mm, dy=1.200 mm

Maximum value of SAR (interpolated) = 0.945 W/kg

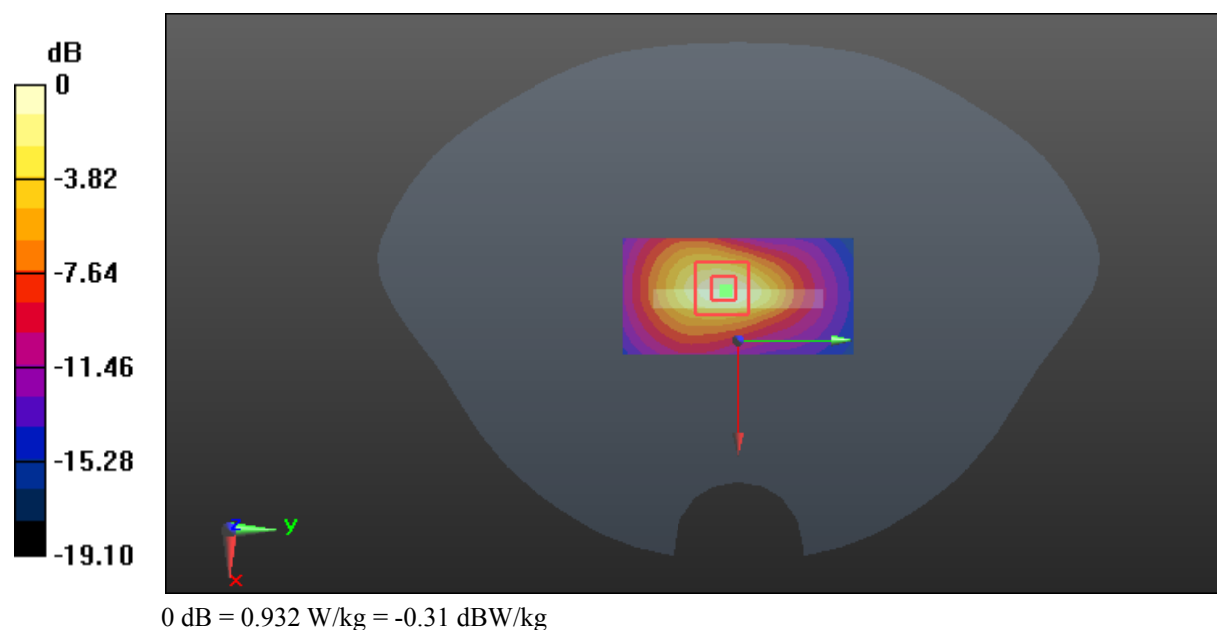
**Zoom Scan (5x5x7)/Cube 0:** Measurement grid: dx=8mm, dy=8mm, dz=5mm

Reference Value = 20.14 V/m; Power Drift = -0.03 dB

Peak SAR (extrapolated) = 1.12 W/kg

**SAR(1 g) = 0.585 W/kg; SAR(10 g) = 0.293 W/kg**

Maximum value of SAR (measured) = 0.932 W/kg



**Test Plot 51#: LTE Band 4\_Head Left Cheek\_Middle\_1RB****DUT: Mobile phone; Type: Astro 5N LTE; Serial: 17102000520**

Communication System: Generic FDD-LTE; Frequency: 1732.5 MHz; Duty Cycle: 1:1  
Medium parameters used:  $f = 1732.5$  MHz;  $\sigma = 1.344$  S/m;  $\epsilon_r = 41.226$ ;  $\rho = 1000$  kg/m<sup>3</sup> ;  
Phantom section: Left Section

DASY5 Configuration:

- Probe: EX3DV4 - SN3619; ConvF(7.37, 7.37, 7.37); Calibrated: 2017/9/25;
- Sensor-Surface: 1.4mm (Mechanical Surface Detection)
- Electronics: DAE4 Sn1459; Calibrated: 2017/9/15
- Phantom: SAM (30deg probe tilt) with CRP v5.0\_20150321; Type: QD000P40CD; Serial: TP:1874
- Measurement SW: DASY52, Version 52.8 (8);

**Area Scan (111x71x1):** Interpolated grid: dx=1.500 mm, dy=1.500 mm

Maximum value of SAR (interpolated) = 0.497 W/kg


**Zoom Scan (5x5x7)/Cube 0:** Measurement grid: dx=8mm, dy=8mm, dz=5mm

Reference Value = 5.564 V/m; Power Drift = 0.02 dB

Peak SAR (extrapolated) = 0.579 W/kg

**SAR(1 g) = 0.392 W/kg; SAR(10 g) = 0.258 W/kg**

Maximum value of SAR (measured) = 0.498 W/kg



**Test Plot 52#: LTE Band 4\_Head Left Cheek\_Middle\_50%RB****DUT: Mobile phone; Type: Astro 5N LTE; Serial: 17102000520**

Communication System: Generic FDD-LTE; Frequency: 1732.5 MHz; Duty Cycle: 1:1  
Medium parameters used:  $f = 1732.5$  MHz;  $\sigma = 1.344$  S/m;  $\epsilon_r = 41.226$ ;  $\rho = 1000$  kg/m<sup>3</sup> ;  
Phantom section: Left Section

DASY5 Configuration:

- Probe: EX3DV4 - SN3619; ConvF(7.37, 7.37, 7.37); Calibrated: 2017/9/25;
- Sensor-Surface: 1.4mm (Mechanical Surface Detection)
- Electronics: DAE4 Sn1459; Calibrated: 2017/9/15
- Phantom: SAM (30deg probe tilt) with CRP v5.0\_20150321; Type: QD000P40CD; Serial: TP:1874
- Measurement SW: DASY52, Version 52.8 (8);

**Area Scan (111x71x1):** Interpolated grid: dx=1.500 mm, dy=1.500 mm

Maximum value of SAR (interpolated) = 0.523 W/kg

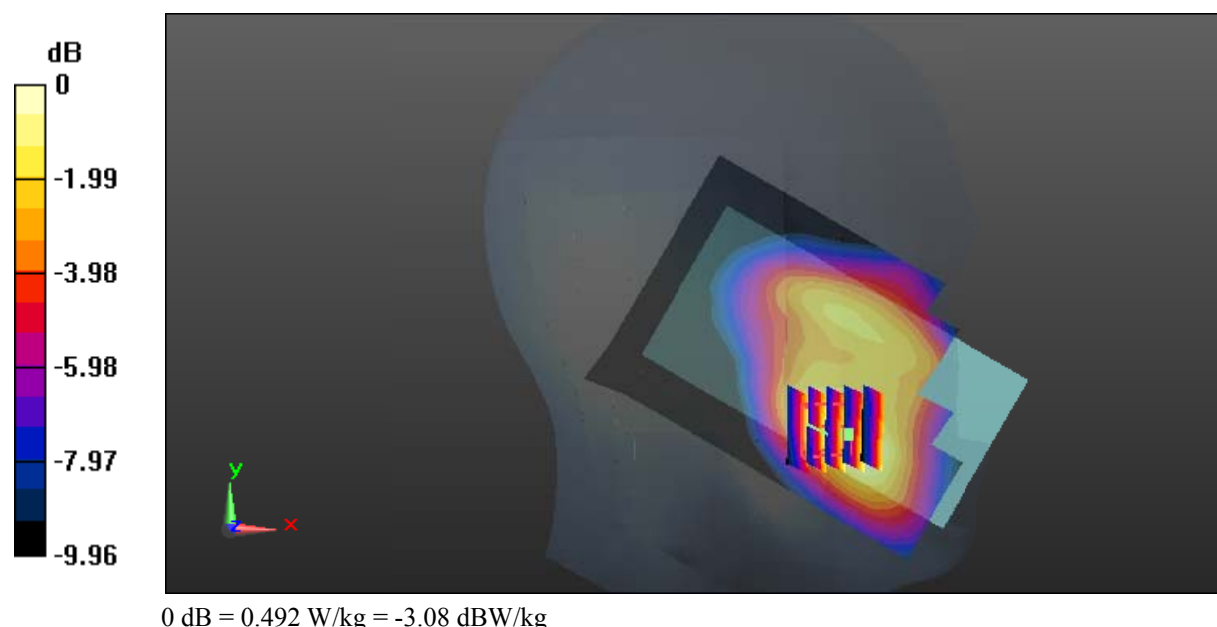
**Zoom Scan (5x5x7)/Cube 0:** Measurement grid: dx=8mm, dy=8mm, dz=5mm

Reference Value = 5.401 V/m; Power Drift = 0.15 dB

Peak SAR (extrapolated) = 0.565 W/kg

**SAR(1 g) = 0.389 W/kg; SAR(10 g) = 0.258 W/kg**

Maximum value of SAR (measured) = 0.492 W/kg



**Test Plot 53#: LTE Band 4\_Head Left Tilt\_Middle\_1RB****DUT: Mobile phone; Type: Astro 5N LTE; Serial: 17102000520**

Communication System: Generic FDD-LTE; Frequency: 1732.5 MHz; Duty Cycle: 1:1  
Medium parameters used:  $f = 1732.5$  MHz;  $\sigma = 1.344$  S/m;  $\epsilon_r = 41.226$ ;  $\rho = 1000$  kg/m<sup>3</sup> ;  
Phantom section: Left Section

DASY5 Configuration:

- Probe: EX3DV4 - SN3619; ConvF(7.37, 7.37, 7.37); Calibrated: 2017/9/25;
- Sensor-Surface: 1.4mm (Mechanical Surface Detection)
- Electronics: DAE4 Sn1459; Calibrated: 2017/9/15
- Phantom: SAM (30deg probe tilt) with CRP v5.0\_20150321; Type: QD000P40CD; Serial: TP:1874
- Measurement SW: DASY52, Version 52.8 (8);

**Area Scan (111x71x1):** Interpolated grid: dx=1.500 mm, dy=1.500 mm

Maximum value of SAR (interpolated) = 0.119 W/kg


**Zoom Scan (5x5x7)/Cube 0:** Measurement grid: dx=8mm, dy=8mm, dz=5mm

Reference Value = 7.169 V/m; Power Drift = 0.09 dB

Peak SAR (extrapolated) = 0.132 W/kg

**SAR(1 g) = 0.101 W/kg; SAR(10 g) = 0.074 W/kg**

Maximum value of SAR (measured) = 0.120 W/kg



**Test Plot 54#: LTE Band 4\_Head Left Tilt\_Middle\_50%RB****DUT: Mobile phone; Type: Astro 5N LTE; Serial: 17102000520**

Communication System: Generic FDD-LTE; Frequency: 1732.5 MHz; Duty Cycle: 1:1  
Medium parameters used:  $f = 1732.5$  MHz;  $\sigma = 1.344$  S/m;  $\epsilon_r = 41.226$ ;  $\rho = 1000$  kg/m<sup>3</sup> ;  
Phantom section: Left Section

DASY5 Configuration:

- Probe: EX3DV4 - SN3619; ConvF(7.37, 7.37, 7.37); Calibrated: 2017/9/25;
- Sensor-Surface: 1.4mm (Mechanical Surface Detection)
- Electronics: DAE4 Sn1459; Calibrated: 2017/9/15
- Phantom: SAM (30deg probe tilt) with CRP v5.0\_20150321; Type: QD000P40CD; Serial: TP:1874
- Measurement SW: DASY52, Version 52.8 (8);

**Area Scan (111x71x1):** Interpolated grid: dx=1.500 mm, dy=1.500 mm

Maximum value of SAR (interpolated) = 0.117 W/kg


**Zoom Scan (5x5x7)/Cube 0:** Measurement grid: dx=8mm, dy=8mm, dz=5mm

Reference Value = 7.197 V/m; Power Drift = 0.05 dB

Peak SAR (extrapolated) = 0.127 W/kg

**SAR(1 g) = 0.099 W/kg; SAR(10 g) = 0.070 W/kg**

Maximum value of SAR (measured) = 0.124 W/kg



**Test Plot 55#: LTE Band 4\_Head Right Cheek\_Middle\_1RB****DUT: Mobile phone; Type: Astro 5N LTE; Serial: 17102000520**

Communication System: Generic FDD-LTE; Frequency: 1732.5 MHz; Duty Cycle: 1:1  
Medium parameters used:  $f = 1732.5$  MHz;  $\sigma = 1.344$  S/m;  $\epsilon_r = 41.226$ ;  $\rho = 1000$  kg/m<sup>3</sup> ;  
Phantom section: Right Section

DASY5 Configuration:

- Probe: EX3DV4 - SN3619; ConvF(7.37, 7.37, 7.37); Calibrated: 2017/9/25;
- Sensor-Surface: 1.4mm (Mechanical Surface Detection)
- Electronics: DAE4 Sn1459; Calibrated: 2017/9/15
- Phantom: SAM (30deg probe tilt) with CRP v5.0\_20150321; Type: QD000P40CD; Serial: TP:1874
- Measurement SW: DASY52, Version 52.8 (8);

**Area Scan (111x71x1):** Interpolated grid: dx=1.500 mm, dy=1.500 mm

Maximum value of SAR (interpolated) = 0.447 W/kg

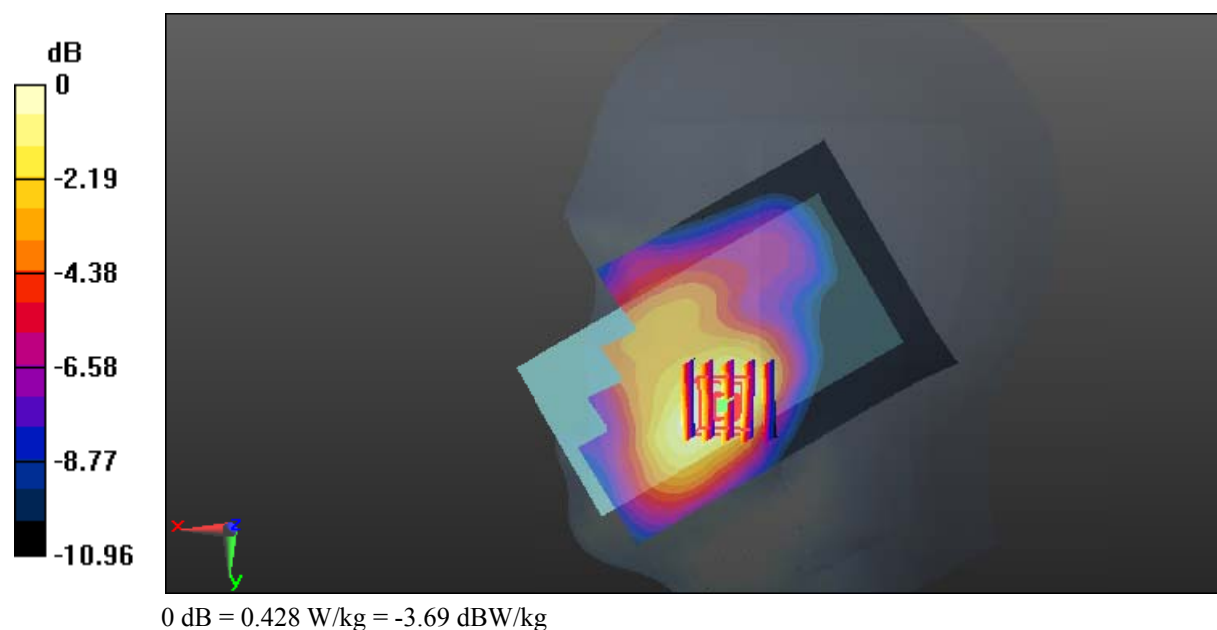
**Zoom Scan (5x5x7)/Cube 0:** Measurement grid: dx=8mm, dy=8mm, dz=5mm

Reference Value = 5.251 V/m; Power Drift = -0.01 dB

Peak SAR (extrapolated) = 0.484 W/kg

**SAR(1 g) = 0.349 W/kg; SAR(10 g) = 0.240 W/kg**

Maximum value of SAR (measured) = 0.428 W/kg



**Test Plot 56#: LTE Band 4\_Head Right Cheek\_Middle\_50%RB****DUT: Mobile phone; Type: Astro 5N LTE; Serial: 17102000520**

Communication System: Generic FDD-LTE; Frequency: 1732.5 MHz; Duty Cycle: 1:1  
Medium parameters used:  $f = 1732.5$  MHz;  $\sigma = 1.344$  S/m;  $\epsilon_r = 41.226$ ;  $\rho = 1000$  kg/m<sup>3</sup> ;  
Phantom section: Right Section

DASY5 Configuration:

- Probe: EX3DV4 - SN3619; ConvF(7.37, 7.37, 7.37); Calibrated: 2017/9/25;
- Sensor-Surface: 1.4mm (Mechanical Surface Detection)
- Electronics: DAE4 Sn1459; Calibrated: 2017/9/15
- Phantom: SAM (30deg probe tilt) with CRP v5.0\_20150321; Type: QD000P40CD; Serial: TP:1874
- Measurement SW: DASY52, Version 52.8 (8);

**Area Scan (111x71x1):** Interpolated grid: dx=1.500 mm, dy=1.500 mm

Maximum value of SAR (interpolated) = 0.400 W/kg

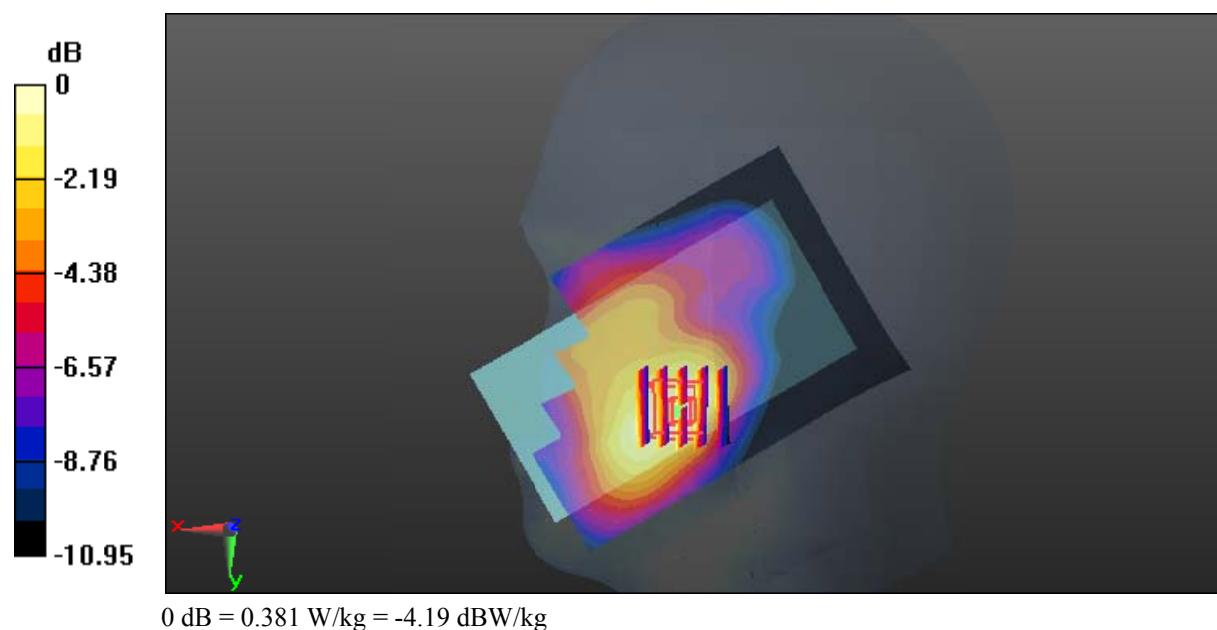
**Zoom Scan (5x5x7)/Cube 0:** Measurement grid: dx=8mm, dy=8mm, dz=5mm

Reference Value = 5.089 V/m; Power Drift = 0.10 dB

Peak SAR (extrapolated) = 0.434 W/kg

**SAR(1 g) = 0.311 W/kg; SAR(10 g) = 0.214 W/kg**

Maximum value of SAR (measured) = 0.381 W/kg





**Test Plot 57#: LTE Band 4\_Head Right Tilt\_Middle\_1RB****DUT: Mobile phone; Type: Astro 5N LTE; Serial: 17102000520**

Communication System: Generic FDD-LTE; Frequency: 1732.5 MHz; Duty Cycle: 1:1  
Medium parameters used:  $f = 1732.5$  MHz;  $\sigma = 1.344$  S/m;  $\epsilon_r = 41.226$ ;  $\rho = 1000$  kg/m<sup>3</sup> ;  
Phantom section: Right Section

DASY5 Configuration:

- Probe: EX3DV4 - SN3619; ConvF(7.37, 7.37, 7.37); Calibrated: 2017/9/25;
- Sensor-Surface: 1.4mm (Mechanical Surface Detection)
- Electronics: DAE4 Sn1459; Calibrated: 2017/9/15
- Phantom: SAM (30deg probe tilt) with CRP v5.0\_20150321; Type: QD000P40CD; Serial: TP:1874
- Measurement SW: DASY52, Version 52.8 (8);

**Area Scan (111x71x1):** Interpolated grid: dx=1.500 mm, dy=1.500 mm

Maximum value of SAR (interpolated) = 0.120 W/kg

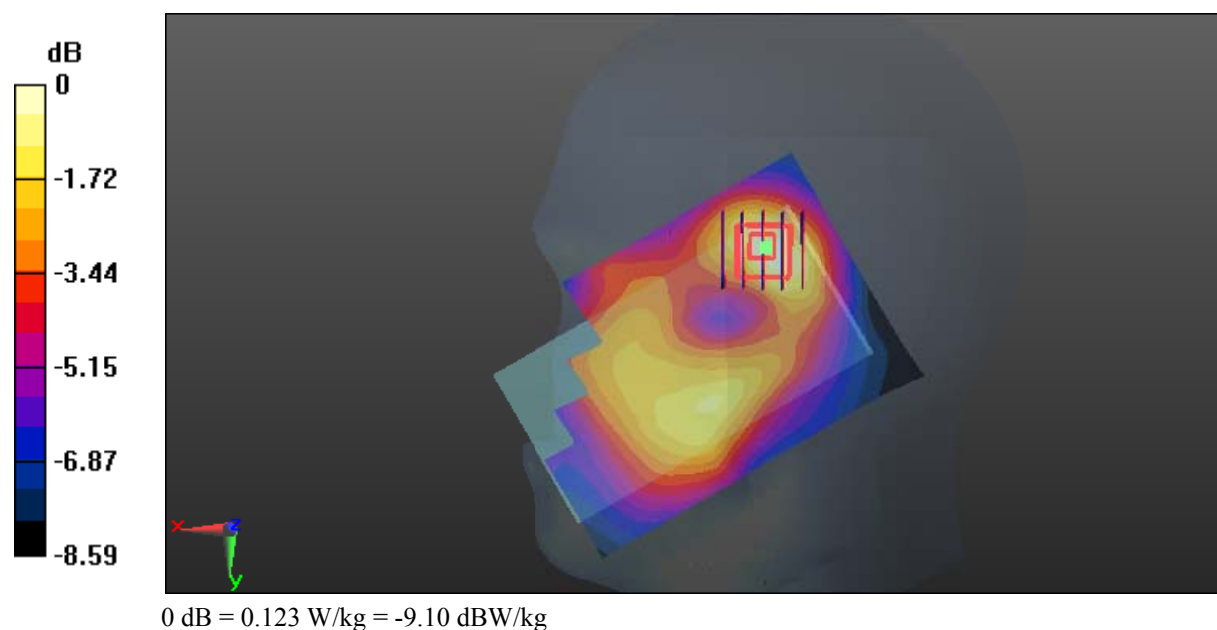
**Zoom Scan (5x5x7)/Cube 0:** Measurement grid: dx=8mm, dy=8mm, dz=5mm

Reference Value = 7.351 V/m; Power Drift = 0.06 dB

Peak SAR (extrapolated) = 0.139 W/kg

**SAR(1 g) = 0.095 W/kg; SAR(10 g) = 0.065 W/kg**

Maximum value of SAR (measured) = 0.123 W/kg



**Test Plot 58#: LTE Band 4\_Head Right Tilt\_Middle\_50%RB****DUT: Mobile phone; Type: Astro 5N LTE; Serial: 17102000520**

Communication System: Generic FDD-LTE; Frequency: 1732.5 MHz; Duty Cycle: 1:1  
Medium parameters used:  $f = 1732.5$  MHz;  $\sigma = 1.344$  S/m;  $\epsilon_r = 41.226$ ;  $\rho = 1000$  kg/m<sup>3</sup> ;  
Phantom section: Right Section

DASY5 Configuration:

- Probe: EX3DV4 - SN3619; ConvF(7.37, 7.37, 7.37); Calibrated: 2017/9/25;
- Sensor-Surface: 1.4mm (Mechanical Surface Detection)
- Electronics: DAE4 Sn1459; Calibrated: 2017/9/15
- Phantom: SAM (30deg probe tilt) with CRP v5.0\_20150321; Type: QD000P40CD; Serial: TP:1874
- Measurement SW: DASY52, Version 52.8 (8);

**Area Scan (111x71x1):** Interpolated grid: dx=1.500 mm, dy=1.500 mm

Maximum value of SAR (interpolated) = 0.117 W/kg

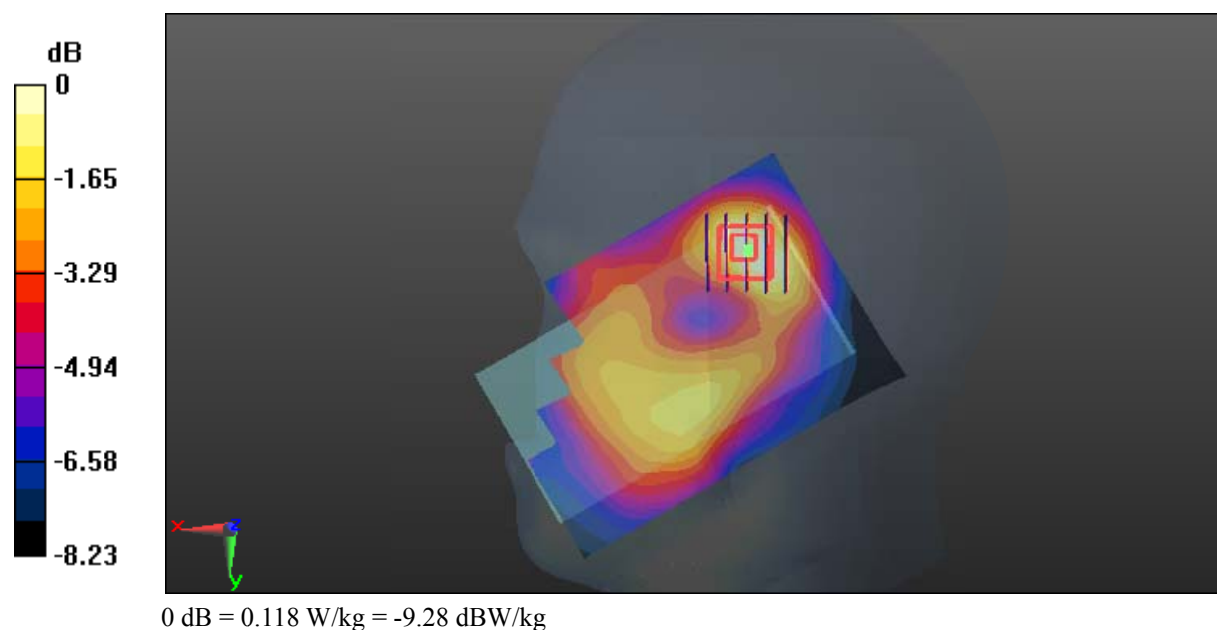
**Zoom Scan (5x5x7)/Cube 0:** Measurement grid: dx=8mm, dy=8mm, dz=5mm

Reference Value = 7.424 V/m; Power Drift = -0.15 dB

Peak SAR (extrapolated) = 0.132 W/kg

**SAR(1 g) = 0.091 W/kg; SAR(10 g) = 0.062 W/kg**

Maximum value of SAR (measured) = 0.118 W/kg



**Test Plot 59#: LTE Band 4\_Body Back\_Middle\_1RB****DUT: Mobile phone; Type: Astro 5N LTE; Serial: 17102000520**

Communication System: Generic FDD-LTE; Frequency: 1732.5 MHz; Duty Cycle: 1:1  
Medium parameters used:  $f = 1732.5$  MHz;  $\sigma = 1.527$  S/m;  $\epsilon_r = 52.782$ ;  $\rho = 1000$  kg/m<sup>3</sup> ;  
Phantom section: Flat Section

DASY5 Configuration:

- Probe: EX3DV4 - SN3619; ConvF(7.28, 7.28, 7.28); Calibrated: 2017/9/25;
- Sensor-Surface: 1.4mm (Mechanical Surface Detection)
- Electronics: DAE4 Sn1459; Calibrated: 2017/9/15
- Phantom: SAM (30deg probe tilt) with CRP v5.0\_20150321; Type: QD000P40CD; Serial: TP:1874
- Measurement SW: DASY52, Version 52.8 (8);

**Area Scan (111x71x1):** Interpolated grid: dx=1.500 mm, dy=1.500 mm

Maximum value of SAR (interpolated) = 0.807 W/kg

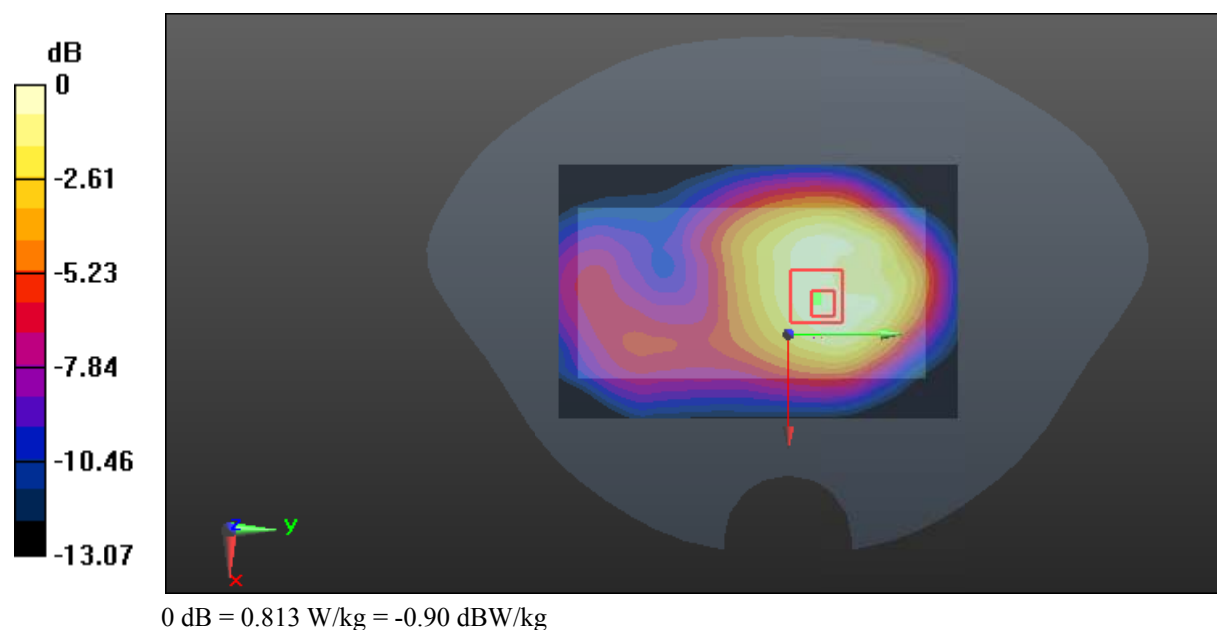
**Zoom Scan (5x5x7)/Cube 0:** Measurement grid: dx=8mm, dy=8mm, dz=5mm

Reference Value = 18.25 V/m; Power Drift = 0.02 dB

Peak SAR (extrapolated) = 0.943 W/kg

**SAR(1 g) = 0.619 W/kg; SAR(10 g) = 0.400 W/kg**

Maximum value of SAR (measured) = 0.813 W/kg



**Test Plot 60#: LTE Band 4\_Body Back\_Middle\_50%RB****DUT: Mobile phone; Type: Astro 5N LTE; Serial: 17102000520**

Communication System: Generic FDD-LTE; Frequency: 1732.5 MHz; Duty Cycle: 1:1  
Medium parameters used:  $f = 1732.5$  MHz;  $\sigma = 1.527$  S/m;  $\epsilon_r = 52.782$ ;  $\rho = 1000$  kg/m<sup>3</sup> ;  
Phantom section: Flat Section

DASY5 Configuration:

- Probe: EX3DV4 - SN3619; ConvF(7.28, 7.28, 7.28); Calibrated: 2017/9/25;
- Sensor-Surface: 1.4mm (Mechanical Surface Detection)
- Electronics: DAE4 Sn1459; Calibrated: 2017/9/15
- Phantom: SAM (30deg probe tilt) with CRP v5.0\_20150321; Type: QD000P40CD; Serial: TP:1874
- Measurement SW: DASY52, Version 52.8 (8);

**Area Scan (111x71x1):** Interpolated grid: dx=1.500 mm, dy=1.500 mm

Maximum value of SAR (interpolated) = 0.761 W/kg

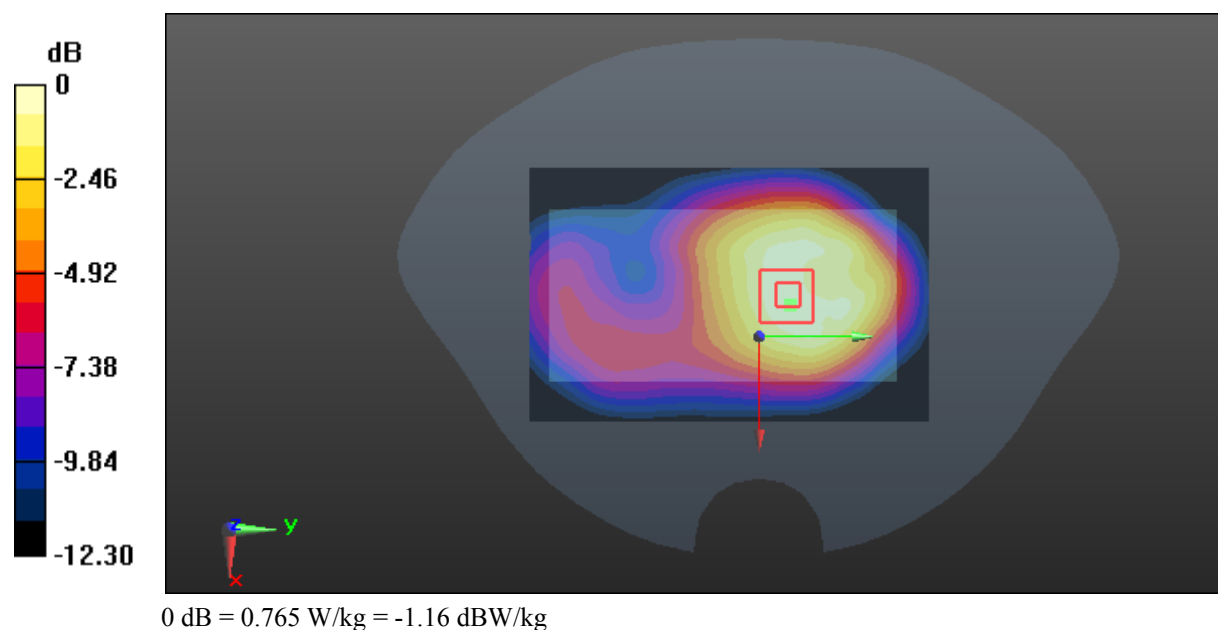
**Zoom Scan (5x5x7)/Cube 0:** Measurement grid: dx=8mm, dy=8mm, dz=5mm

Reference Value = 17.83 V/m; Power Drift = 0.00 dB

Peak SAR (extrapolated) = 0.879 W/kg

**SAR(1 g) = 0.571 W/kg; SAR(10 g) = 0.371 W/kg**

Maximum value of SAR (measured) = 0.765 W/kg



**Test Plot 61#: LTE Band 4\_Body Left\_Middle\_1RB****DUT: Mobile phone; Type: Astro 5N LTE; Serial: 17102000520**

Communication System: Generic FDD-LTE; Frequency: 1732.5 MHz; Duty Cycle: 1:1  
Medium parameters used:  $f = 1732.5$  MHz;  $\sigma = 1.527$  S/m;  $\epsilon_r = 52.782$ ;  $\rho = 1000$  kg/m<sup>3</sup> ;  
Phantom section: Flat Section

DASY5 Configuration:

- Probe: EX3DV4 - SN3619; ConvF(7.28, 7.28, 7.28); Calibrated: 2017/9/25;
- Sensor-Surface: 1.4mm (Mechanical Surface Detection)
- Electronics: DAE4 Sn1459; Calibrated: 2017/9/15
- Phantom: SAM (30deg probe tilt) with CRP v5.0\_20150321; Type: QD000P40CD; Serial: TP:1874
- Measurement SW: DASY52, Version 52.8 (8);

**Area Scan (111x41x1):** Interpolated grid: dx=1.500 mm, dy=1.500 mm

Maximum value of SAR (interpolated) = 0.405 W/kg

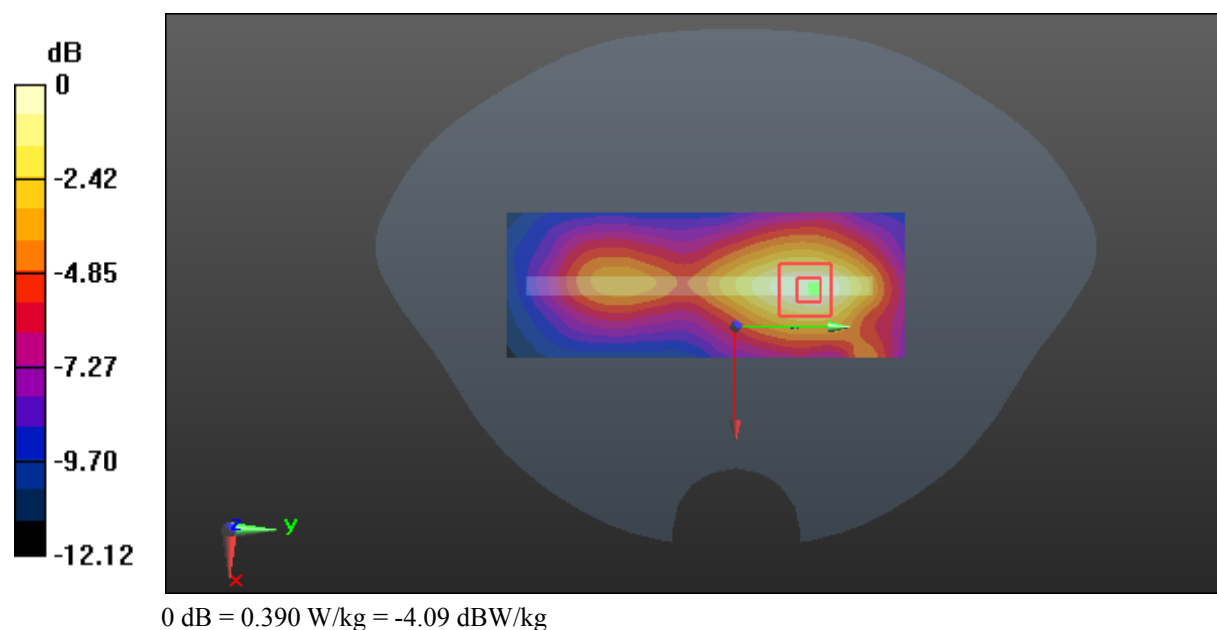
**Zoom Scan (5x5x7)/Cube 0:** Measurement grid: dx=8mm, dy=8mm, dz=5mm

Reference Value = 10.74 V/m; Power Drift = -0.11 dB

Peak SAR (extrapolated) = 0.456 W/kg

**SAR(1 g) = 0.281 W/kg; SAR(10 g) = 0.176 W/kg**

Maximum value of SAR (measured) = 0.390 W/kg



**Test Plot 62#: LTE Band 4\_Body Left\_Middle\_50%RB****DUT: Mobile phone; Type: Astro 5N LTE; Serial: 17102000520**

Communication System: Generic FDD-LTE; Frequency: 1732.5 MHz; Duty Cycle: 1:1  
Medium parameters used:  $f = 1732.5$  MHz;  $\sigma = 1.527$  S/m;  $\epsilon_r = 52.782$ ;  $\rho = 1000$  kg/m<sup>3</sup> ;  
Phantom section: Flat Section

DASY5 Configuration:

- Probe: EX3DV4 - SN3619; ConvF(7.28, 7.28, 7.28); Calibrated: 2017/9/25;
- Sensor-Surface: 1.4mm (Mechanical Surface Detection)
- Electronics: DAE4 Sn1459; Calibrated: 2017/9/15
- Phantom: SAM (30deg probe tilt) with CRP v5.0\_20150321; Type: QD000P40CD; Serial: TP:1874
- Measurement SW: DASY52, Version 52.8 (8);

**Area Scan (111x41x1):** Interpolated grid: dx=1.500 mm, dy=1.500 mm

Maximum value of SAR (interpolated) = 0.371 W/kg

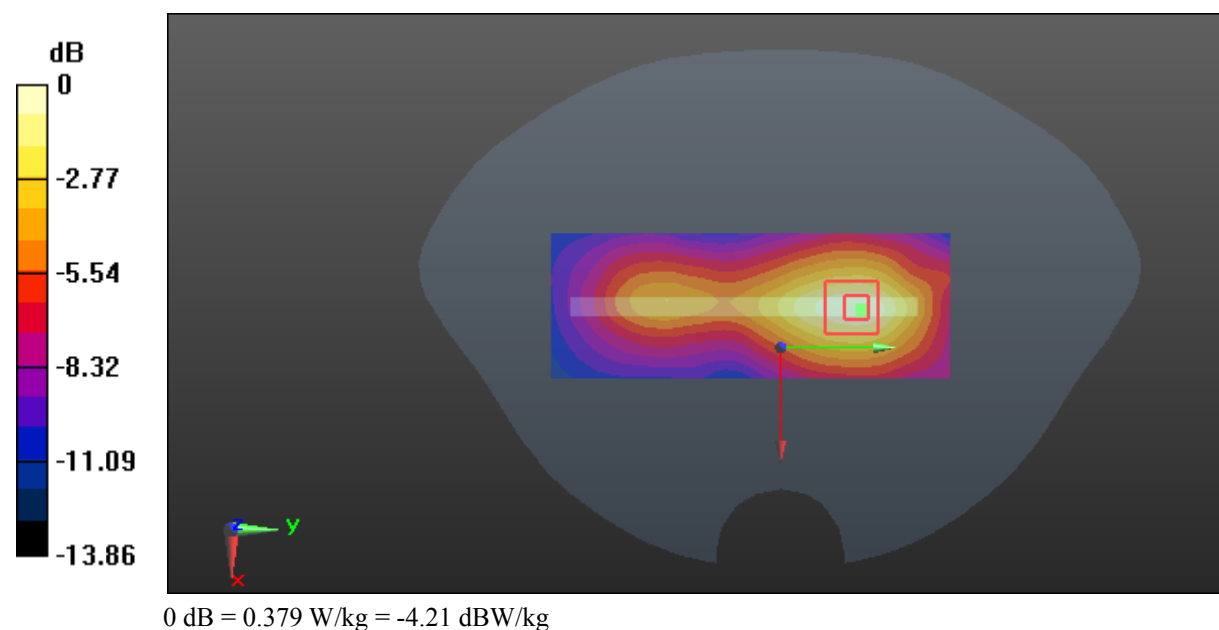
**Zoom Scan (5x5x7)/Cube 0:** Measurement grid: dx=8mm, dy=8mm, dz=5mm

Reference Value = 10.22 V/m; Power Drift = 0.06 dB

Peak SAR (extrapolated) = 0.440 W/kg

**SAR(1 g) = 0.268 W/kg; SAR(10 g) = 0.163 W/kg**

Maximum value of SAR (measured) = 0.379 W/kg



**Test Plot 63#: LTE Band 4\_Body Right\_Middle\_1RB****DUT: Mobile phone; Type: Astro 5N LTE; Serial: 17102000520**

Communication System: Generic FDD-LTE; Frequency: 1732.5 MHz; Duty Cycle: 1:1  
Medium parameters used:  $f = 1732.5$  MHz;  $\sigma = 1.527$  S/m;  $\epsilon_r = 52.782$ ;  $\rho = 1000$  kg/m<sup>3</sup> ;  
Phantom section: Flat Section

DASY5 Configuration:

- Probe: EX3DV4 - SN3619; ConvF(7.28, 7.28, 7.28); Calibrated: 2017/9/25;
- Sensor-Surface: 1.4mm (Mechanical Surface Detection)
- Electronics: DAE4 Sn1459; Calibrated: 2017/9/15
- Phantom: SAM (30deg probe tilt) with CRP v5.0\_20150321; Type: QD000P40CD; Serial: TP:1874
- Measurement SW: DASY52, Version 52.8 (8);

**Area Scan (111x41x1):** Interpolated grid: dx=1.500 mm, dy=1.500 mm

Maximum value of SAR (interpolated) = 0.200 W/kg

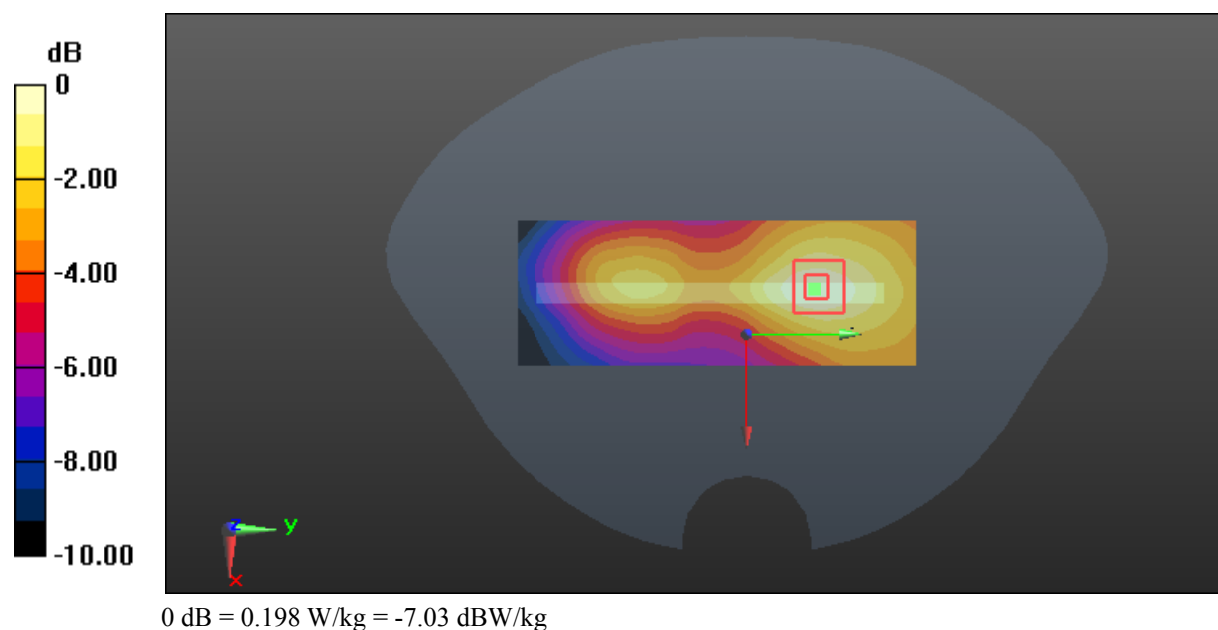
**Zoom Scan (5x5x7)/Cube 0:** Measurement grid: dx=8mm, dy=8mm, dz=5mm

Reference Value = 7.758 V/m; Power Drift = 0.08 dB

Peak SAR (extrapolated) = 0.219 W/kg

**SAR(1 g) = 0.148 W/kg; SAR(10 g) = 0.097 W/kg**

Maximum value of SAR (measured) = 0.198 W/kg



**Test Plot 64#: LTE Band 4\_Body Right\_Middle\_50%RB****DUT: Mobile phone; Type: Astro 5N LTE; Serial: 17102000520**

Communication System: Generic FDD-LTE; Frequency: 1732.5 MHz; Duty Cycle: 1:1  
Medium parameters used:  $f = 1732.5$  MHz;  $\sigma = 1.527$  S/m;  $\epsilon_r = 52.782$ ;  $\rho = 1000$  kg/m<sup>3</sup> ;  
Phantom section: Flat Section

DASY5 Configuration:

- Probe: EX3DV4 - SN3619; ConvF(7.28, 7.28, 7.28); Calibrated: 2017/9/25;
- Sensor-Surface: 1.4mm (Mechanical Surface Detection)
- Electronics: DAE4 Sn1459; Calibrated: 2017/9/15
- Phantom: SAM (30deg probe tilt) with CRP v5.0\_20150321; Type: QD000P40CD; Serial: TP:1874
- Measurement SW: DASY52, Version 52.8 (8);

**Area Scan (111x41x1):** Interpolated grid: dx=1.500 mm, dy=1.500 mm

Maximum value of SAR (interpolated) = 0.192 W/kg

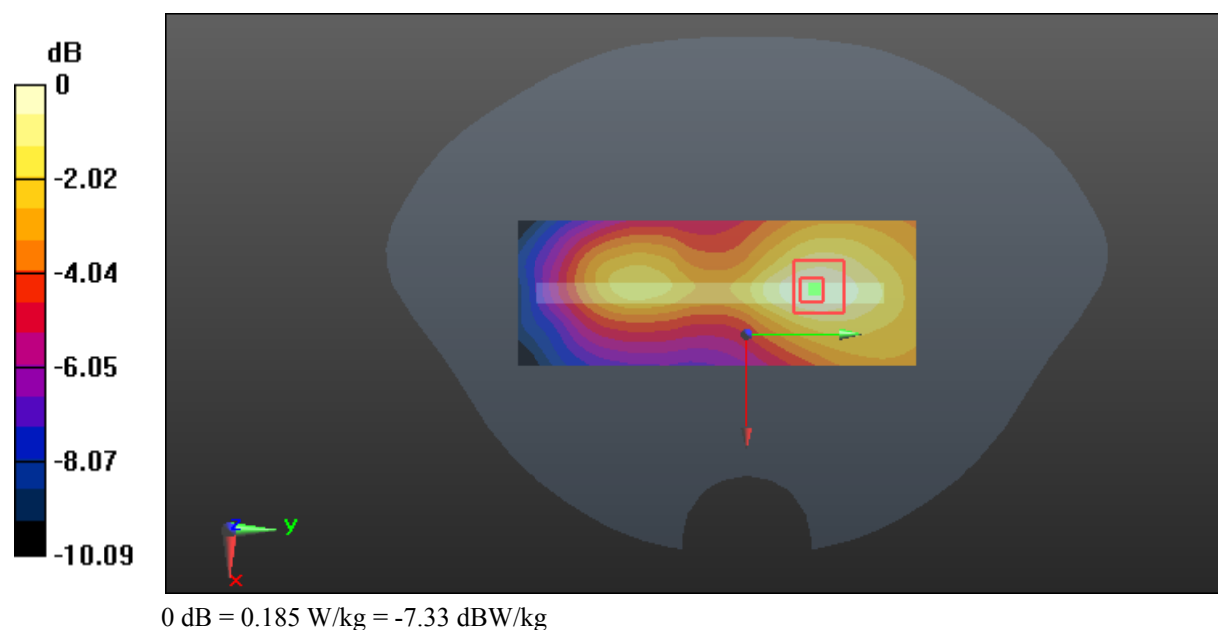
**Zoom Scan (5x5x7)/Cube 0:** Measurement grid: dx=8mm, dy=8mm, dz=5mm

Reference Value = 7.750 V/m; Power Drift = -0.11 dB

Peak SAR (extrapolated) = 0.210 W/kg

**SAR(1 g) = 0.141 W/kg; SAR(10 g) = 0.094 W/kg**

Maximum value of SAR (measured) = 0.185 W/kg





**Test Plot 65#: LTE Band 4\_Body Bottom\_Middle\_1RB****DUT: Mobile phone; Type: Astro 5N LTE; Serial: 17102000520**

Communication System: Generic FDD-LTE; Frequency: 1732.5 MHz; Duty Cycle: 1:1  
Medium parameters used:  $f = 1732.5$  MHz;  $\sigma = 1.527$  S/m;  $\epsilon_r = 52.782$ ;  $\rho = 1000$  kg/m<sup>3</sup> ;  
Phantom section: Flat Section

DASY5 Configuration:

- Probe: EX3DV4 - SN3619; ConvF(7.28, 7.28, 7.28); Calibrated: 2017/9/25;
- Sensor-Surface: 1.4mm (Mechanical Surface Detection)
- Electronics: DAE4 Sn1459; Calibrated: 2017/9/15
- Phantom: SAM (30deg probe tilt) with CRP v5.0\_20150321; Type: QD000P40CD; Serial: TP:1874
- Measurement SW: DASY52, Version 52.8 (8);

**Area Scan (71x41x1):** Interpolated grid: dx=1.500 mm, dy=1.500 mm

Maximum value of SAR (interpolated) = 0.949 W/kg

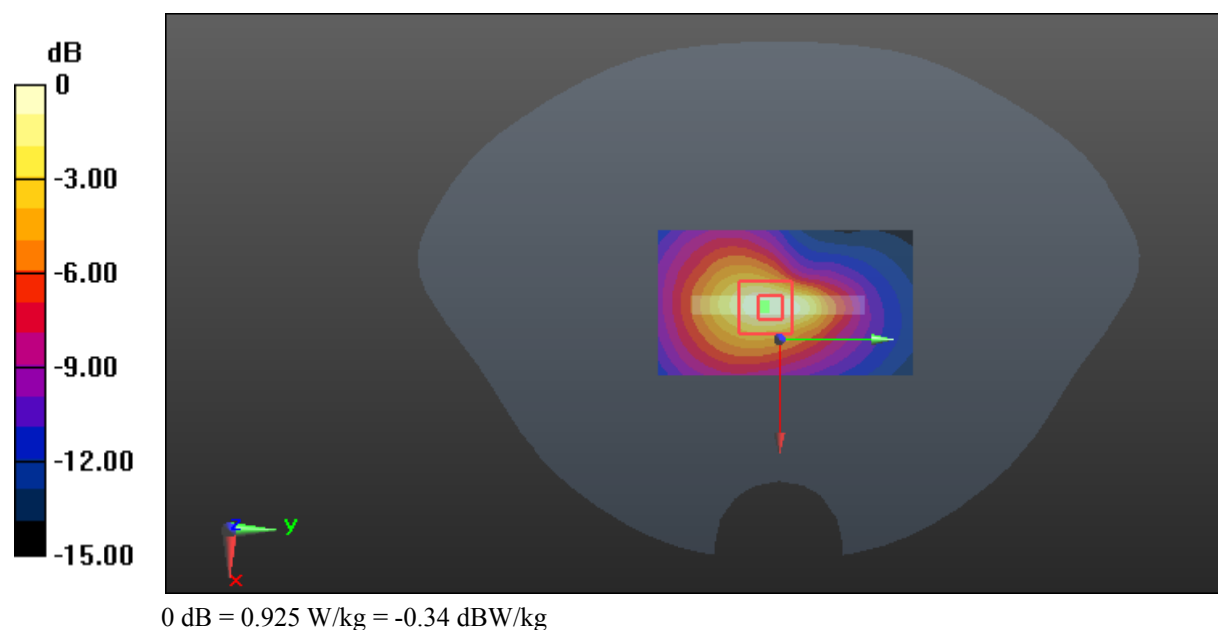
**Zoom Scan (5x5x7)/Cube 0:** Measurement grid: dx=8mm, dy=8mm, dz=5mm

Reference Value = 20.61 V/m; Power Drift = -0.11 dB

Peak SAR (extrapolated) = 1.10 W/kg

**SAR(1 g) = 0.646 W/kg; SAR(10 g) = 0.360 W/kg**

Maximum value of SAR (measured) = 0.925 W/kg



**Test Plot 66#: LTE Band 4\_Body Bottom\_Middle\_50%RB****DUT: Mobile phone; Type: Astro 5N LTE; Serial: 17102000520**

Communication System: Generic FDD-LTE; Frequency: 1732.5 MHz; Duty Cycle: 1:1  
Medium parameters used:  $f = 1732.5$  MHz;  $\sigma = 1.527$  S/m;  $\epsilon_r = 52.782$ ;  $\rho = 1000$  kg/m<sup>3</sup> ;  
Phantom section: Flat Section

DASY5 Configuration:

- Probe: EX3DV4 - SN3619; ConvF(7.28, 7.28, 7.28); Calibrated: 2017/9/25;
- Sensor-Surface: 1.4mm (Mechanical Surface Detection)
- Electronics: DAE4 Sn1459; Calibrated: 2017/9/15
- Phantom: SAM (30deg probe tilt) with CRP v5.0\_20150321; Type: QD000P40CD; Serial: TP:1874
- Measurement SW: DASY52, Version 52.8 (8);

**Area Scan (71x41x1):** Interpolated grid: dx=1.500 mm, dy=1.500 mm

Maximum value of SAR (interpolated) = 0.778 W/kg

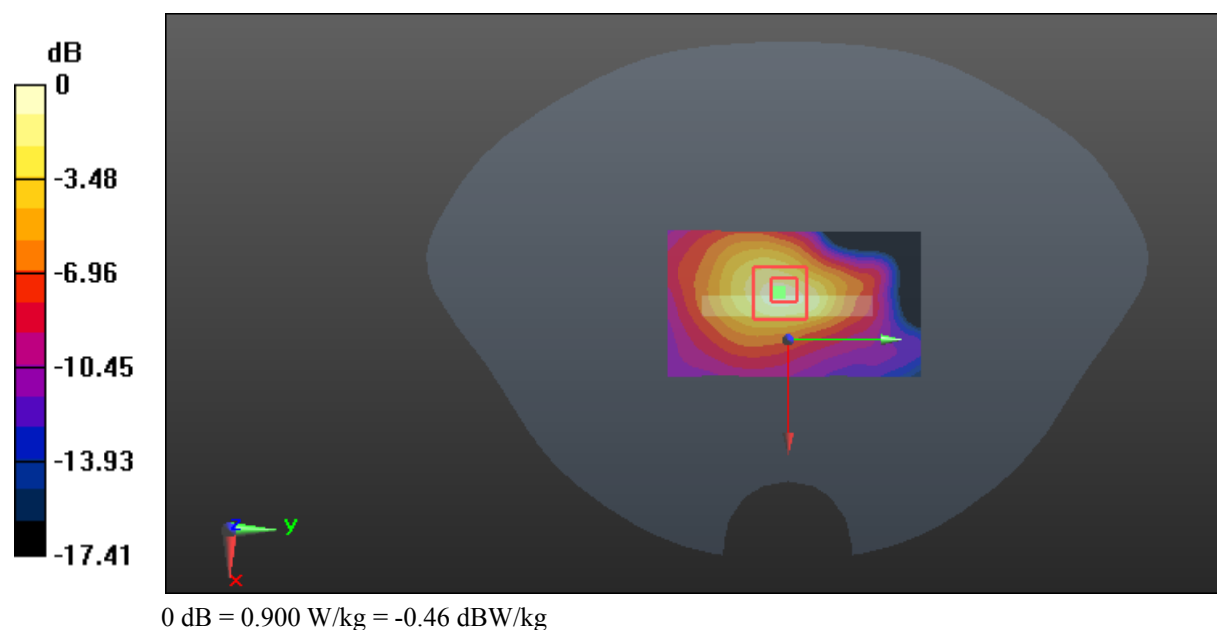
**Zoom Scan (5x5x7)/Cube 0:** Measurement grid: dx=8mm, dy=8mm, dz=5mm

Reference Value = 20.49 V/m; Power Drift = 0.07 dB

Peak SAR (extrapolated) = 1.05 W/kg

**SAR(1 g) = 0.616 W/kg; SAR(10 g) = 0.344 W/kg**

Maximum value of SAR (measured) = 0.900 W/kg



**Test Plot 67#: LTE Band 5\_Head Left Cheek\_Middle\_1RB****DUT: Mobile phone; Type: Astro 5N LTE; Serial: 17102000520**

Communication System: Generic FDD-LTE; Frequency: 836.5 MHz; Duty Cycle: 1:1  
Medium parameters used:  $f = 836.5$  MHz;  $\sigma = 0.877$  S/m;  $\epsilon_r = 42.344$ ;  $\rho = 1000$  kg/m<sup>3</sup> ;  
Phantom section: Left Section

DASY5 Configuration:

- Probe: EX3DV4 - SN3619; ConvF(8.9, 8.9, 8.9); Calibrated: 2017/9/25;
- Sensor-Surface: 1.4mm (Mechanical Surface Detection)
- Electronics: DAE4 Sn1459; Calibrated: 2017/9/15
- Phantom: SAM (30deg probe tilt) with CRP v5.0\_20150321; Type: QD000P40CD; Serial: TP:1874
- Measurement SW: DASY52, Version 52.8 (8);

**Area Scan (71x111x1):** Interpolated grid: dx=1.500 mm, dy=1.500 mm

Maximum value of SAR (interpolated) = 0.174 W/kg


**Zoom Scan (5x5x7)/Cube 0:** Measurement grid: dx=8mm, dy=8mm, dz=5mm

Reference Value = 4.064 V/m; Power Drift = 0.08 dB

Peak SAR (extrapolated) = 0.185 W/kg

**SAR(1 g) = 0.155 W/kg; SAR(10 g) = 0.126 W/kg**

Maximum value of SAR (measured) = 0.175 W/kg



**Test Plot 68#: LTE Band 5\_Head Left Cheek\_Middle\_50%RB****DUT: Mobile phone; Type: Astro 5N LTE; Serial: 17102000520**

Communication System: Generic FDD-LTE; Frequency: 836.5 MHz; Duty Cycle: 1:1  
Medium parameters used:  $f = 836.5$  MHz;  $\sigma = 0.877$  S/m;  $\epsilon_r = 42.344$ ;  $\rho = 1000$  kg/m<sup>3</sup> ;  
Phantom section: Left Section

DASY5 Configuration:

- Probe: EX3DV4 - SN3619; ConvF(8.9, 8.9, 8.9); Calibrated: 2017/9/25;
- Sensor-Surface: 1.4mm (Mechanical Surface Detection)
- Electronics: DAE4 Sn1459; Calibrated: 2017/9/15
- Phantom: SAM (30deg probe tilt) with CRP v5.0\_20150321; Type: QD000P40CD; Serial: TP:1874
- Measurement SW: DASY52, Version 52.8 (8);

**Area Scan (71x111x1):** Interpolated grid: dx=1.500 mm, dy=1.500 mm

Maximum value of SAR (interpolated) = 0.150 W/kg

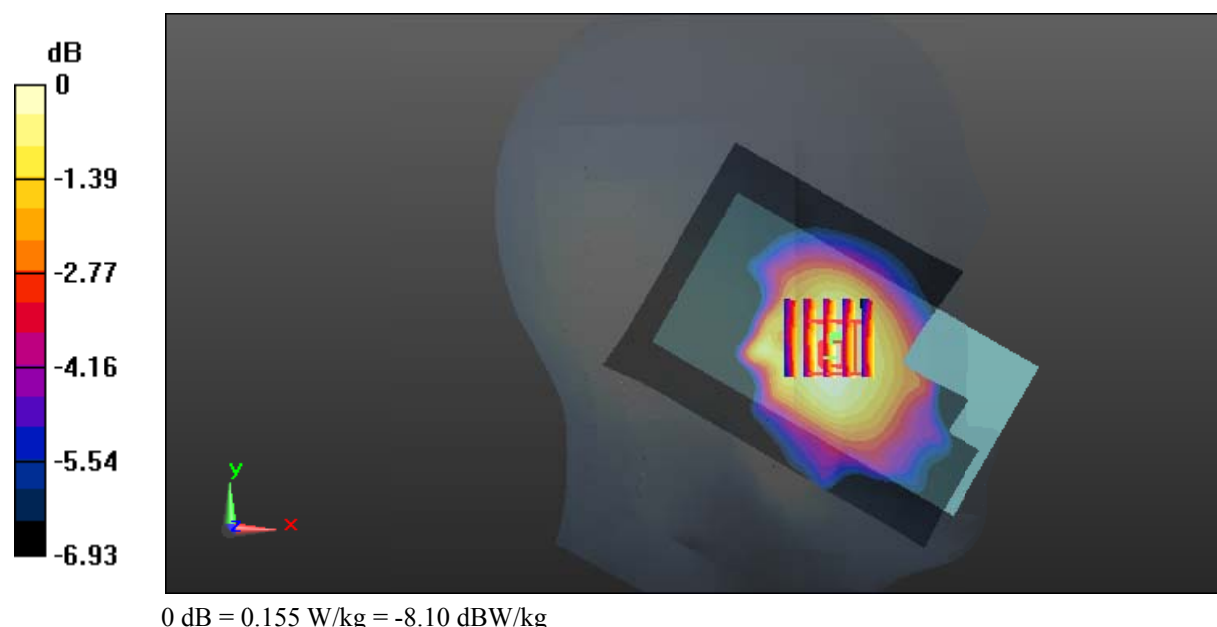
**Zoom Scan (5x5x7)/Cube 0:** Measurement grid: dx=8mm, dy=8mm, dz=5mm

Reference Value = 4.259 V/m; Power Drift = 0.02 dB

Peak SAR (extrapolated) = 0.164 W/kg

**SAR(1 g) = 0.133 W/kg; SAR(10 g) = 0.108 W/kg**

Maximum value of SAR (measured) = 0.155 W/kg



**Test Plot 69#: LTE Band 5\_Head Left Tilt\_Middle\_1RB****DUT: Mobile phone; Type: Astro 5N LTE; Serial: 17102000520**

Communication System: Generic FDD-LTE; Frequency: 836.5 MHz; Duty Cycle: 1:1  
Medium parameters used:  $f = 836.5$  MHz;  $\sigma = 0.877$  S/m;  $\epsilon_r = 42.344$ ;  $\rho = 1000$  kg/m<sup>3</sup> ;  
Phantom section: Left Section

DASY5 Configuration:

- Probe: EX3DV4 - SN3619; ConvF(8.9, 8.9, 8.9); Calibrated: 2017/9/25;
- Sensor-Surface: 1.4mm (Mechanical Surface Detection)
- Electronics: DAE4 Sn1459; Calibrated: 2017/9/15
- Phantom: SAM (30deg probe tilt) with CRP v5.0\_20150321; Type: QD000P40CD; Serial: TP:1874
- Measurement SW: DASY52, Version 52.8 (8);

**Area Scan (71x111x1):** Interpolated grid: dx=1.500 mm, dy=1.500 mm

Maximum value of SAR (interpolated) = 0.0929 W/kg


**Zoom Scan (5x5x7)/Cube 0:** Measurement grid: dx=8mm, dy=8mm, dz=5mm

Reference Value = 5.742 V/m; Power Drift = 0.13 dB

Peak SAR (extrapolated) = 0.101 W/kg

**SAR(1 g) = 0.084 W/kg; SAR(10 g) = 0.068 W/kg**

Maximum value of SAR (measured) = 0.0944 W/kg



**Test Plot 70#: LTE Band 5\_Head Left Tilt\_Middle\_50%RB****DUT: Mobile phone; Type: Astro 5N LTE; Serial: 17102000520**

Communication System: Generic FDD-LTE; Frequency: 836.5 MHz; Duty Cycle: 1:1  
Medium parameters used:  $f = 836.5$  MHz;  $\sigma = 0.877$  S/m;  $\epsilon_r = 42.344$ ;  $\rho = 1000$  kg/m<sup>3</sup> ;  
Phantom section: Left Section

DASY5 Configuration:

- Probe: EX3DV4 - SN3619; ConvF(8.9, 8.9, 8.9); Calibrated: 2017/9/25;
- Sensor-Surface: 1.4mm (Mechanical Surface Detection)
- Electronics: DAE4 Sn1459; Calibrated: 2017/9/15
- Phantom: SAM (30deg probe tilt) with CRP v5.0\_20150321; Type: QD000P40CD; Serial: TP:1874
- Measurement SW: DASY52, Version 52.8 (8);

**Area Scan (71x111x1):** Interpolated grid: dx=1.500 mm, dy=1.500 mm

Maximum value of SAR (interpolated) = 0.0817 W/kg


**Zoom Scan (5x5x7)/Cube 0:** Measurement grid: dx=8mm, dy=8mm, dz=5mm

Reference Value = 5.373 V/m; Power Drift = 0.00 dB

Peak SAR (extrapolated) = 0.0860 W/kg

**SAR(1 g) = 0.072 W/kg; SAR(10 g) = 0.059 W/kg**

Maximum value of SAR (measured) = 0.0807 W/kg



**Test Plot 71#: LTE Band 5\_Head Right Cheek\_Middle\_1RB****DUT: Mobile phone; Type: Astro 5N LTE; Serial: 17102000520**

Communication System: Generic FDD-LTE; Frequency: 836.5 MHz; Duty Cycle: 1:1  
Medium parameters used:  $f = 836.5$  MHz;  $\sigma = 0.877$  S/m;  $\epsilon_r = 42.344$ ;  $\rho = 1000$  kg/m<sup>3</sup> ;  
Phantom section: Right Section

DASY5 Configuration:

- Probe: EX3DV4 - SN3619; ConvF(8.9, 8.9, 8.9); Calibrated: 2017/9/25;
- Sensor-Surface: 1.4mm (Mechanical Surface Detection)
- Electronics: DAE4 Sn1459; Calibrated: 2017/9/15
- Phantom: SAM (30deg probe tilt) with CRP v5.0\_20150321; Type: QD000P40CD; Serial: TP:1874
- Measurement SW: DASY52, Version 52.8 (8);

**Area Scan (71x111x1):** Interpolated grid: dx=1.500 mm, dy=1.500 mm

Maximum value of SAR (interpolated) = 0.179 W/kg


**Zoom Scan (5x5x7)/Cube 0:** Measurement grid: dx=8mm, dy=8mm, dz=5mm

Reference Value = 4.625 V/m; Power Drift = 0.02 dB

Peak SAR (extrapolated) = 0.194 W/kg

**SAR(1 g) = 0.158 W/kg; SAR(10 g) = 0.125 W/kg**

Maximum value of SAR (measured) = 0.181 W/kg



**Test Plot 72#: LTE Band 5\_Head Right Cheek\_Middle\_50%RB****DUT: Mobile phone; Type: Astro 5N LTE; Serial: 17102000520**

Communication System: Generic FDD-LTE; Frequency: 836.5 MHz; Duty Cycle: 1:1  
Medium parameters used:  $f = 836.5$  MHz;  $\sigma = 0.877$  S/m;  $\epsilon_r = 42.344$ ;  $\rho = 1000$  kg/m<sup>3</sup> ;  
Phantom section: Right Section

DASY5 Configuration:

- Probe: EX3DV4 - SN3619; ConvF(8.9, 8.9, 8.9); Calibrated: 2017/9/25;
- Sensor-Surface: 1.4mm (Mechanical Surface Detection)
- Electronics: DAE4 Sn1459; Calibrated: 2017/9/15
- Phantom: SAM (30deg probe tilt) with CRP v5.0\_20150321; Type: QD000P40CD; Serial: TP:1874
- Measurement SW: DASY52, Version 52.8 (8);

**Area Scan (71x111x1):** Interpolated grid: dx=1.500 mm, dy=1.500 mm

Maximum value of SAR (interpolated) = 0.156 W/kg

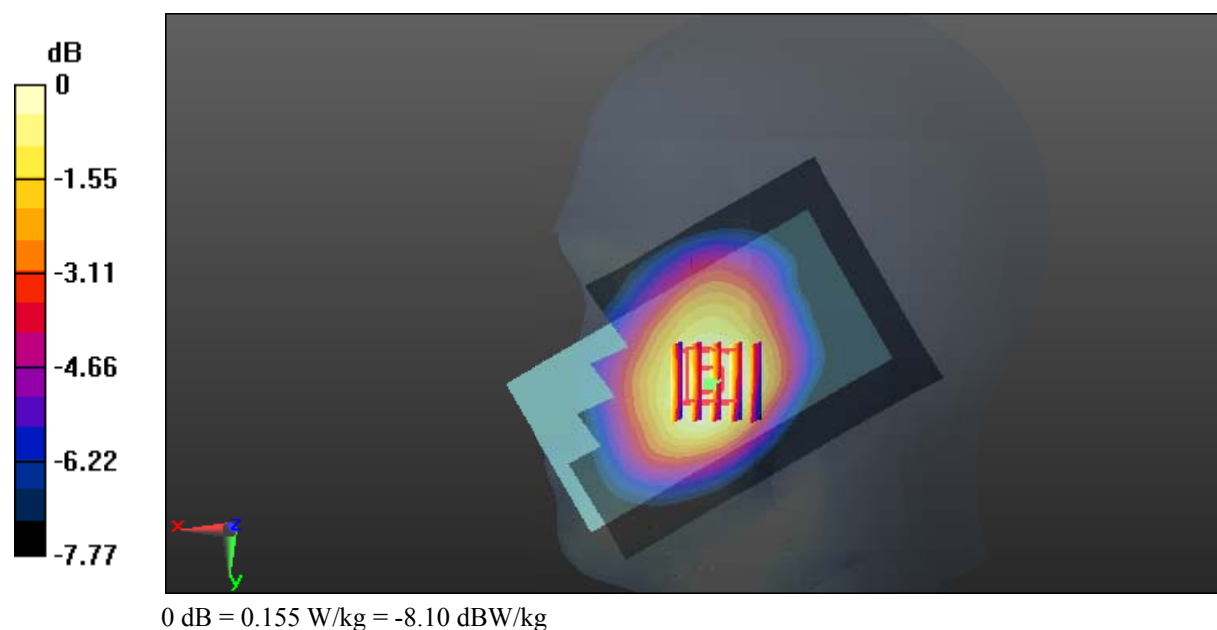
**Zoom Scan (5x5x7)/Cube 0:** Measurement grid: dx=8mm, dy=8mm, dz=5mm

Reference Value = 4.654 V/m; Power Drift = -0.17 dB

Peak SAR (extrapolated) = 0.166 W/kg

**SAR(1 g) = 0.136 W/kg; SAR(10 g) = 0.108 W/kg**

Maximum value of SAR (measured) = 0.155 W/kg





**Test Plot 73#: LTE Band 5\_Head Right Tilt\_Middle\_1RB****DUT: Mobile phone; Type: Astro 5N LTE; Serial: 17102000520**

Communication System: Generic FDD-LTE; Frequency: 836.5 MHz; Duty Cycle: 1:1  
Medium parameters used:  $f = 836.5$  MHz;  $\sigma = 0.877$  S/m;  $\epsilon_r = 42.344$ ;  $\rho = 1000$  kg/m<sup>3</sup> ;  
Phantom section: Right Section

DASY5 Configuration:

- Probe: EX3DV4 - SN3619; ConvF(8.9, 8.9, 8.9); Calibrated: 2017/9/25;
- Sensor-Surface: 1.4mm (Mechanical Surface Detection)
- Electronics: DAE4 Sn1459; Calibrated: 2017/9/15
- Phantom: SAM (30deg probe tilt) with CRP v5.0\_20150321; Type: QD000P40CD; Serial: TP:1874
- Measurement SW: DASY52, Version 52.8 (8);

**Area Scan (71x111x1):** Interpolated grid: dx=1.500 mm, dy=1.500 mm

Maximum value of SAR (interpolated) = 0.0813 W/kg


**Zoom Scan (5x5x7)/Cube 0:** Measurement grid: dx=8mm, dy=8mm, dz=5mm

Reference Value = 5.806 V/m; Power Drift = 0.01 dB

Peak SAR (extrapolated) = 0.0840 W/kg

**SAR(1 g) = 0.071 W/kg; SAR(10 g) = 0.058 W/kg**

Maximum value of SAR (measured) = 0.0803 W/kg



**Test Plot 74#: LTE Band 5\_Head Right Tilt\_Middle\_50%RB****DUT: Mobile phone; Type: Astro 5N LTE; Serial: 17102000520**

Communication System: Generic FDD-LTE; Frequency: 836.5 MHz; Duty Cycle: 1:1  
Medium parameters used:  $f = 836.5$  MHz;  $\sigma = 0.877$  S/m;  $\epsilon_r = 42.344$ ;  $\rho = 1000$  kg/m<sup>3</sup> ;  
Phantom section: Right Section

DASY5 Configuration:

- Probe: EX3DV4 - SN3619; ConvF(8.9, 8.9, 8.9); Calibrated: 2017/9/25;
- Sensor-Surface: 1.4mm (Mechanical Surface Detection)
- Electronics: DAE4 Sn1459; Calibrated: 2017/9/15
- Phantom: SAM (30deg probe tilt) with CRP v5.0\_20150321; Type: QD000P40CD; Serial: TP:1874
- Measurement SW: DASY52, Version 52.8 (8);

**Area Scan (71x111x1):** Interpolated grid: dx=1.500 mm, dy=1.500 mm

Maximum value of SAR (interpolated) = 0.0698 W/kg


**Zoom Scan (5x5x7)/Cube 0:** Measurement grid: dx=8mm, dy=8mm, dz=5mm

Reference Value = 5.442 V/m; Power Drift = 0.13 dB

Peak SAR (extrapolated) = 0.0750 W/kg

**SAR(1 g) = 0.064 W/kg; SAR(10 g) = 0.052 W/kg**

Maximum value of SAR (measured) = 0.0703 W/kg



**Test Plot 75#: LTE Band 5\_Body Back\_Middle\_1RB****DUT: Mobile phone; Type: Astro 5N LTE; Serial: 17102000520**

Communication System: Generic FDD-LTE; Frequency: 836.5 MHz; Duty Cycle: 1:1  
Medium parameters used:  $f = 836.5$  MHz;  $\sigma = 0.956$  S/m;  $\epsilon_r = 57.272$ ;  $\rho = 1000$  kg/m<sup>3</sup> ;  
Phantom section: Flat Section

DASY5 Configuration:

- Probe: EX3DV4 - SN3619; ConvF(8.3, 8.3, 8.3); Calibrated: 2017/9/25;
- Sensor-Surface: 1.4mm (Mechanical Surface Detection)
- Electronics: DAE4 Sn1459; Calibrated: 2017/9/15
- Phantom: SAM (30deg probe tilt) with CRP v5.0\_20150321; Type: QD000P40CD; Serial: TP:1874
- Measurement SW: DASY52, Version 52.8 (8);

**Area Scan (111x71x1):** Interpolated grid: dx=1.500 mm, dy=1.500 mm

Maximum value of SAR (interpolated) = 0.411 W/kg

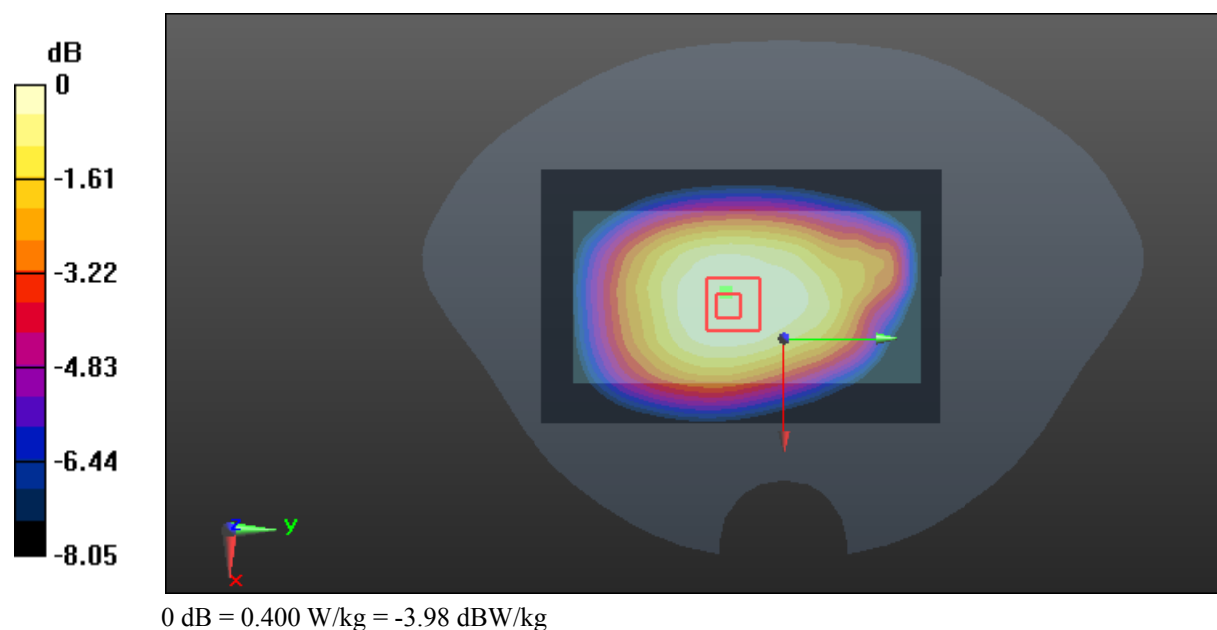
**Zoom Scan (5x5x7)/Cube 0:** Measurement grid: dx=8mm, dy=8mm, dz=5mm

Reference Value = 18.59 V/m; Power Drift = -0.05 dB

Peak SAR (extrapolated) = 0.433 W/kg

**SAR(1 g) = 0.336 W/kg; SAR(10 g) = 0.260 W/kg**

Maximum value of SAR (measured) = 0.400 W/kg



**Test Plot 76#: LTE Band 5\_Body Back\_Middle\_50%RB****DUT: Mobile phone; Type: Astro 5N LTE; Serial: 17102000520**

Communication System: Generic FDD-LTE; Frequency: 836.5 MHz; Duty Cycle: 1:1  
Medium parameters used:  $f = 836.5$  MHz;  $\sigma = 0.956$  S/m;  $\epsilon_r = 57.272$ ;  $\rho = 1000$  kg/m<sup>3</sup> ;  
Phantom section: Flat Section

DASY5 Configuration:

- Probe: EX3DV4 - SN3619; ConvF(8.3, 8.3, 8.3); Calibrated: 2017/9/25;
- Sensor-Surface: 1.4mm (Mechanical Surface Detection)
- Electronics: DAE4 Sn1459; Calibrated: 2017/9/15
- Phantom: SAM (30deg probe tilt) with CRP v5.0\_20150321; Type: QD000P40CD; Serial: TP:1874
- Measurement SW: DASY52, Version 52.8 (8);

**Area Scan (111x71x1):** Interpolated grid: dx=1.500 mm, dy=1.500 mm

Maximum value of SAR (interpolated) = 0.360 W/kg

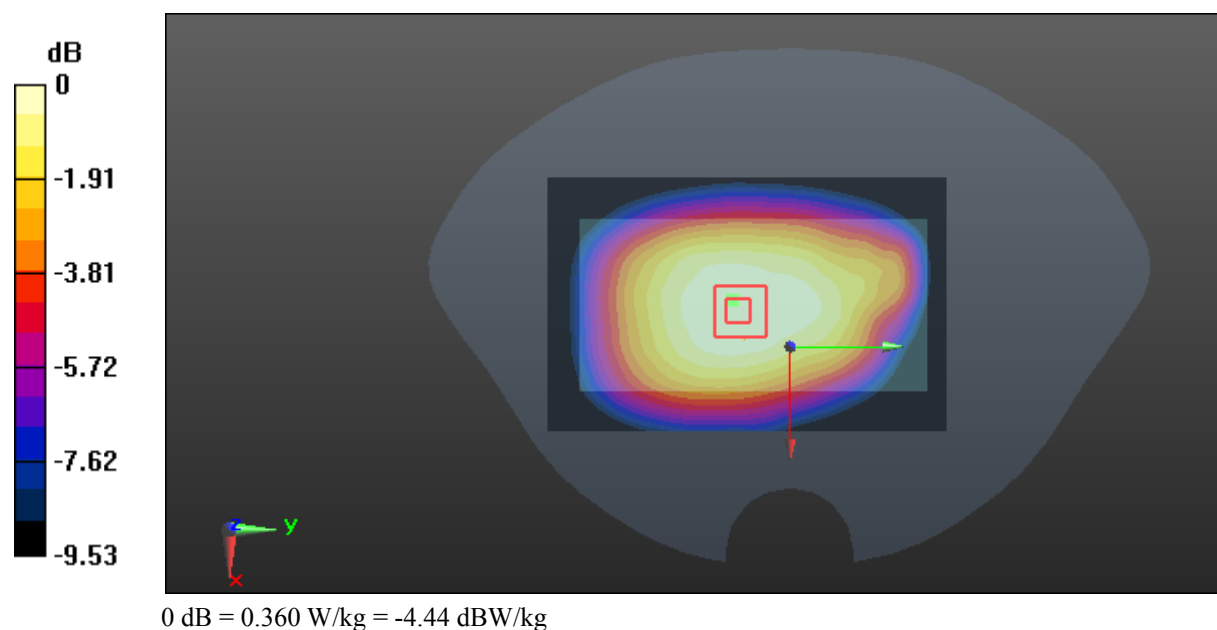
**Zoom Scan (6x6x7)/Cube 0:** Measurement grid: dx=8mm, dy=8mm, dz=5mm

Reference Value = 17.62 V/m; Power Drift = 0.02 dB

Peak SAR (extrapolated) = 0.390 W/kg

**SAR(1 g) = 0.303 W/kg; SAR(10 g) = 0.235 W/kg**

Maximum value of SAR (measured) = 0.360 W/kg



**Test Plot 77#: LTE Band 5\_Body Left\_Middle\_1RB****DUT: Mobile phone; Type: Astro 5N LTE; Serial: 17102000520**

Communication System: Generic FDD-LTE; Frequency: 836.5 MHz; Duty Cycle: 1:1  
Medium parameters used:  $f = 836.5$  MHz;  $\sigma = 0.956$  S/m;  $\epsilon_r = 57.272$ ;  $\rho = 1000$  kg/m<sup>3</sup> ;  
Phantom section: Flat Section

DASY5 Configuration:

- Probe: EX3DV4 - SN3619; ConvF(8.3, 8.3, 8.3); Calibrated: 2017/9/25;
- Sensor-Surface: 1.4mm (Mechanical Surface Detection)
- Electronics: DAE4 Sn1459; Calibrated: 2017/9/15
- Phantom: SAM (30deg probe tilt) with CRP v5.0\_20150321; Type: QD000P40CD; Serial: TP:1874
- Measurement SW: DASY52, Version 52.8 (8);

**Area Scan (111x41x1):** Interpolated grid: dx=1.500 mm, dy=1.500 mm

Maximum value of SAR (interpolated) = 0.160 W/kg

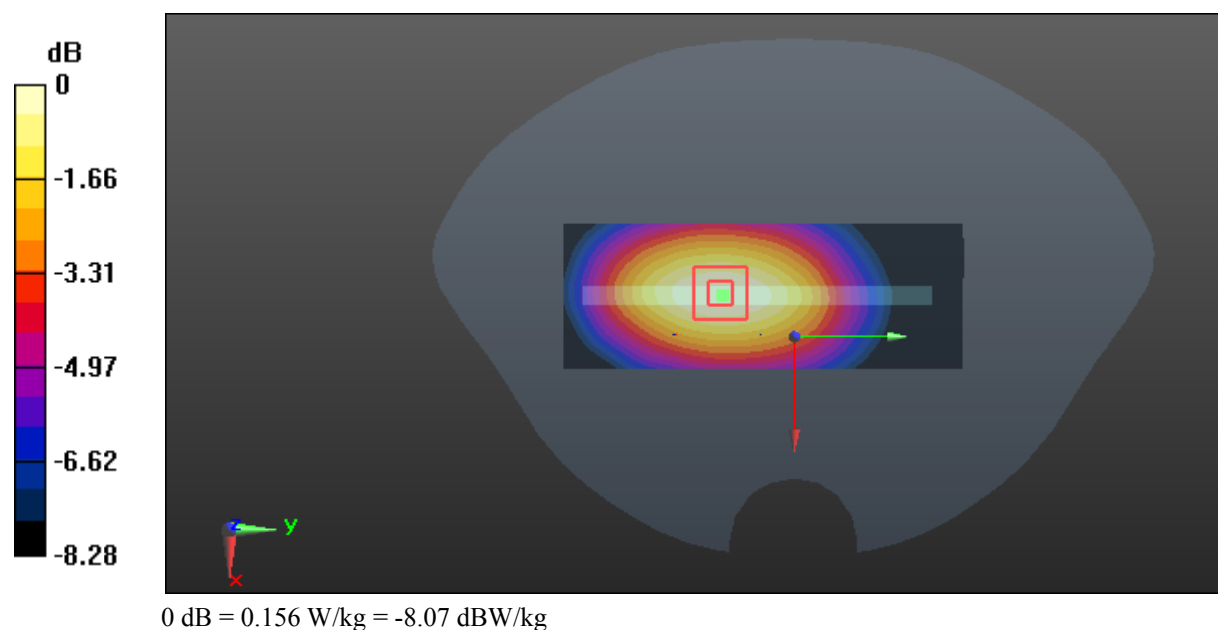
**Zoom Scan (5x6x7)/Cube 0:** Measurement grid: dx=8mm, dy=8mm, dz=5mm

Reference Value = 9.979 V/m; Power Drift = 0.01 dB

Peak SAR (extrapolated) = 0.173 W/kg

**SAR(1 g) = 0.125 W/kg; SAR(10 g) = 0.090 W/kg**

Maximum value of SAR (measured) = 0.156 W/kg



**Test Plot 78#: LTE Band 5\_Body Left\_Middle\_50%RB****DUT: Mobile phone; Type: Astro 5N LTE; Serial: 17102000520**

Communication System: Generic FDD-LTE; Frequency: 836.5 MHz; Duty Cycle: 1:1  
Medium parameters used:  $f = 836.5$  MHz;  $\sigma = 0.956$  S/m;  $\epsilon_r = 57.272$ ;  $\rho = 1000$  kg/m<sup>3</sup> ;  
Phantom section: Flat Section

DASY5 Configuration:

- Probe: EX3DV4 - SN3619; ConvF(8.3, 8.3, 8.3); Calibrated: 2017/9/25;
- Sensor-Surface: 1.4mm (Mechanical Surface Detection)
- Electronics: DAE4 Sn1459; Calibrated: 2017/9/15
- Phantom: SAM (30deg probe tilt) with CRP v5.0\_20150321; Type: QD000P40CD; Serial: TP:1874
- Measurement SW: DASY52, Version 52.8 (8);

**Area Scan (111x41x1):** Interpolated grid: dx=1.500 mm, dy=1.500 mm

Maximum value of SAR (interpolated) = 0.144 W/kg

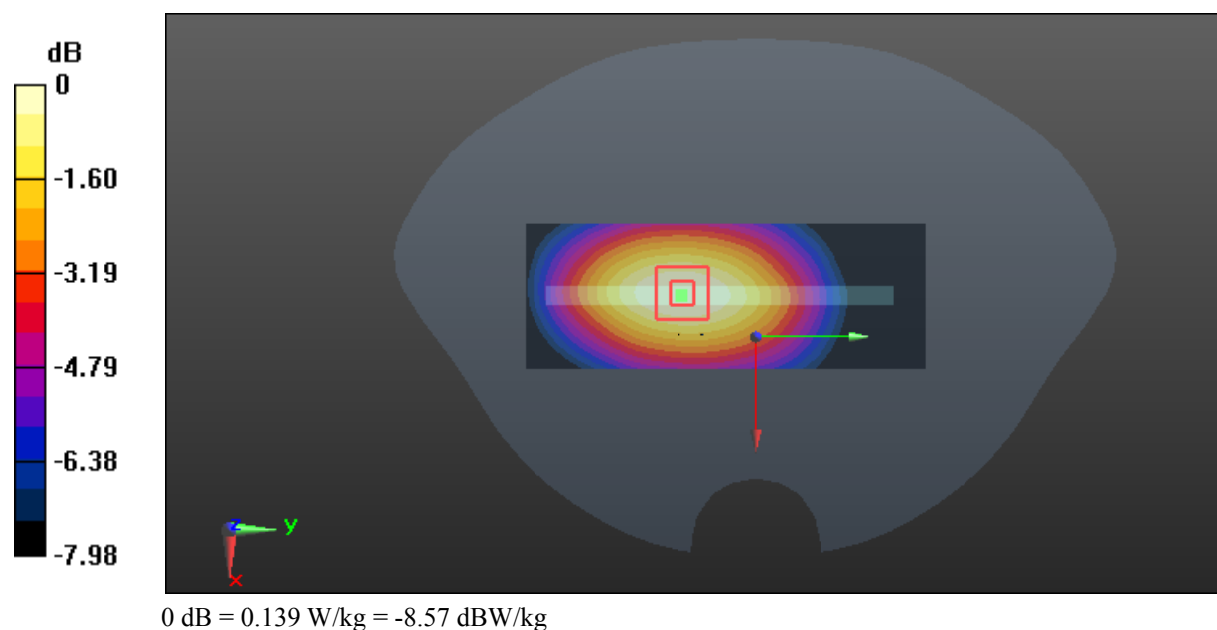
**Zoom Scan (5x5x7)/Cube 0:** Measurement grid: dx=8mm, dy=8mm, dz=5mm

Reference Value = 9.357 V/m; Power Drift = 0.05 dB

Peak SAR (extrapolated) = 0.153 W/kg

**SAR(1 g) = 0.111 W/kg; SAR(10 g) = 0.081 W/kg**

Maximum value of SAR (measured) = 0.139 W/kg



**Test Plot 79#: LTE Band 5\_Body Right\_Middle\_1RB****DUT: Mobile phone; Type: Astro 5N LTE; Serial: 17102000520**

Communication System: Generic FDD-LTE; Frequency: 836.5 MHz; Duty Cycle: 1:1  
Medium parameters used:  $f = 836.5$  MHz;  $\sigma = 0.956$  S/m;  $\epsilon_r = 57.272$ ;  $\rho = 1000$  kg/m<sup>3</sup> ;  
Phantom section: Flat Section

DASY5 Configuration:

- Probe: EX3DV4 - SN3619; ConvF(8.3, 8.3, 8.3); Calibrated: 2017/9/25;
- Sensor-Surface: 1.4mm (Mechanical Surface Detection)
- Electronics: DAE4 Sn1459; Calibrated: 2017/9/15
- Phantom: SAM (30deg probe tilt) with CRP v5.0\_20150321; Type: QD000P40CD; Serial: TP:1874
- Measurement SW: DASY52, Version 52.8 (8);

**Area Scan (111x41x1):** Interpolated grid: dx=1.500 mm, dy=1.500 mm

Maximum value of SAR (interpolated) = 0.182 W/kg

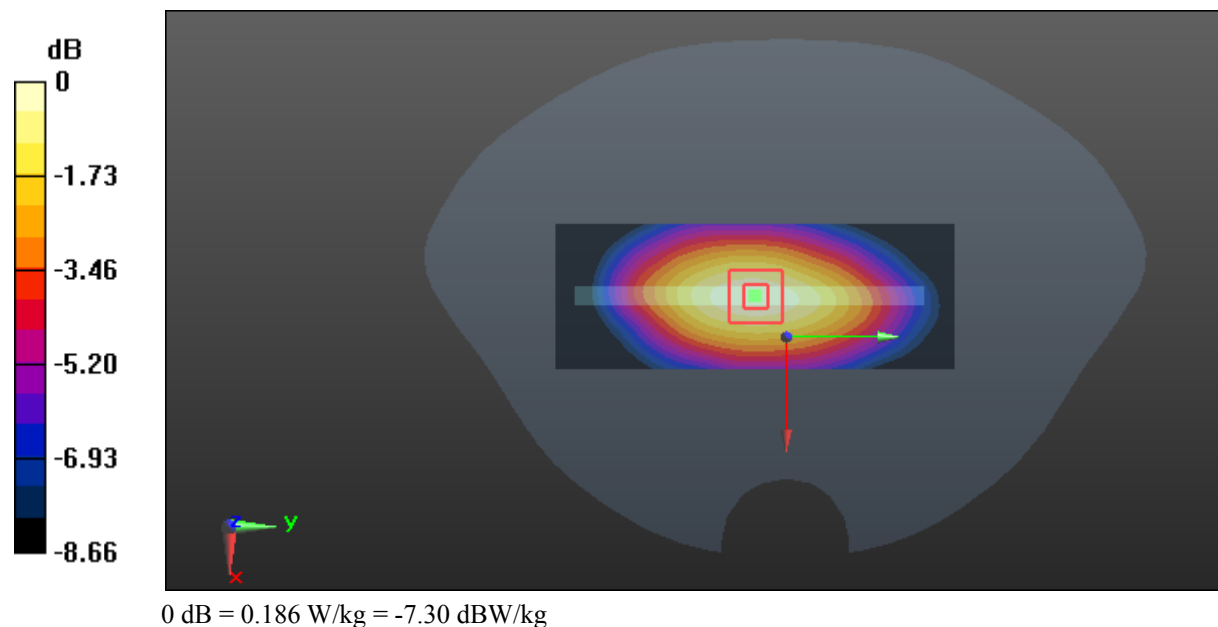
**Zoom Scan (5x5x7)/Cube 0:** Measurement grid: dx=8mm, dy=8mm, dz=5mm

Reference Value = 12.45 V/m; Power Drift = -0.19 dB

Peak SAR (extrapolated) = 0.208 W/kg

**SAR(1 g) = 0.144 W/kg; SAR(10 g) = 0.101 W/kg**

Maximum value of SAR (measured) = 0.186 W/kg



**Test Plot 80#: LTE Band 5\_Body Right\_Middle\_50%RB****DUT: Mobile phone; Type: Astro 5N LTE; Serial: 17102000520**

Communication System: Generic FDD-LTE; Frequency: 836.5 MHz; Duty Cycle: 1:1  
Medium parameters used:  $f = 836.5$  MHz;  $\sigma = 0.956$  S/m;  $\epsilon_r = 57.272$ ;  $\rho = 1000$  kg/m<sup>3</sup> ;  
Phantom section: Flat Section

DASY5 Configuration:

- Probe: EX3DV4 - SN3619; ConvF(8.3, 8.3, 8.3); Calibrated: 2017/9/25;
- Sensor-Surface: 1.4mm (Mechanical Surface Detection)
- Electronics: DAE4 Sn1459; Calibrated: 2017/9/15
- Phantom: SAM (30deg probe tilt) with CRP v5.0\_20150321; Type: QD000P40CD; Serial: TP:1874
- Measurement SW: DASY52, Version 52.8 (8);

**Area Scan (111x41x1):** Interpolated grid: dx=1.500 mm, dy=1.500 mm

Maximum value of SAR (interpolated) = 0.161 W/kg

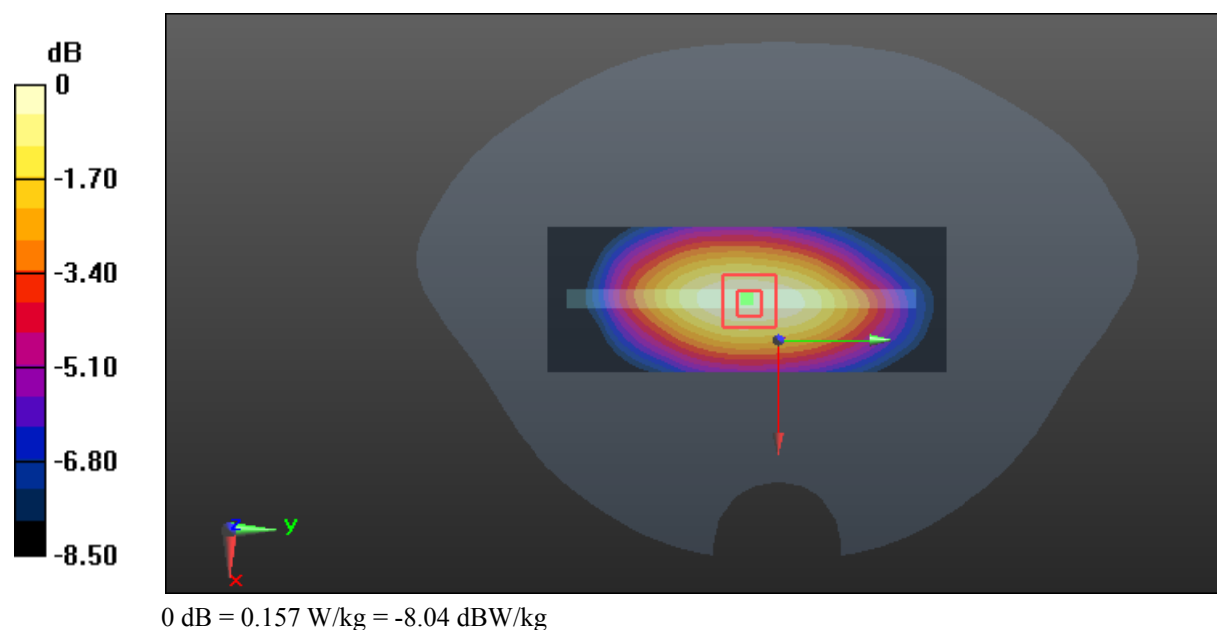
**Zoom Scan (5x5x7)/Cube 0:** Measurement grid: dx=8mm, dy=8mm, dz=5mm

Reference Value = 11.43 V/m; Power Drift = -0.01 dB

Peak SAR (extrapolated) = 0.177 W/kg

**SAR(1 g) = 0.122 W/kg; SAR(10 g) = 0.087 W/kg**

Maximum value of SAR (measured) = 0.157 W/kg





**Test Plot 81#: LTE Band 5\_Body Bottom\_Middle\_1RB****DUT: Mobile phone; Type: Astro 5N LTE; Serial: 17102000520**

Communication System: Generic FDD-LTE; Frequency: 836.5 MHz; Duty Cycle: 1:1  
Medium parameters used:  $f = 836.5$  MHz;  $\sigma = 0.956$  S/m;  $\epsilon_r = 57.272$ ;  $\rho = 1000$  kg/m<sup>3</sup> ;  
Phantom section: Flat Section

DASY5 Configuration:

- Probe: EX3DV4 - SN3619; ConvF(8.3, 8.3, 8.3); Calibrated: 2017/9/25;
- Sensor-Surface: 1.4mm (Mechanical Surface Detection)
- Electronics: DAE4 Sn1459; Calibrated: 2017/9/15
- Phantom: SAM (30deg probe tilt) with CRP v5.0\_20150321; Type: QD000P40CD; Serial: TP:1874
- Measurement SW: DASY52, Version 52.8 (8);

**Area Scan (71x41x1):** Interpolated grid: dx=1.500 mm, dy=1.500 mm

Maximum value of SAR (interpolated) = 0.102 W/kg

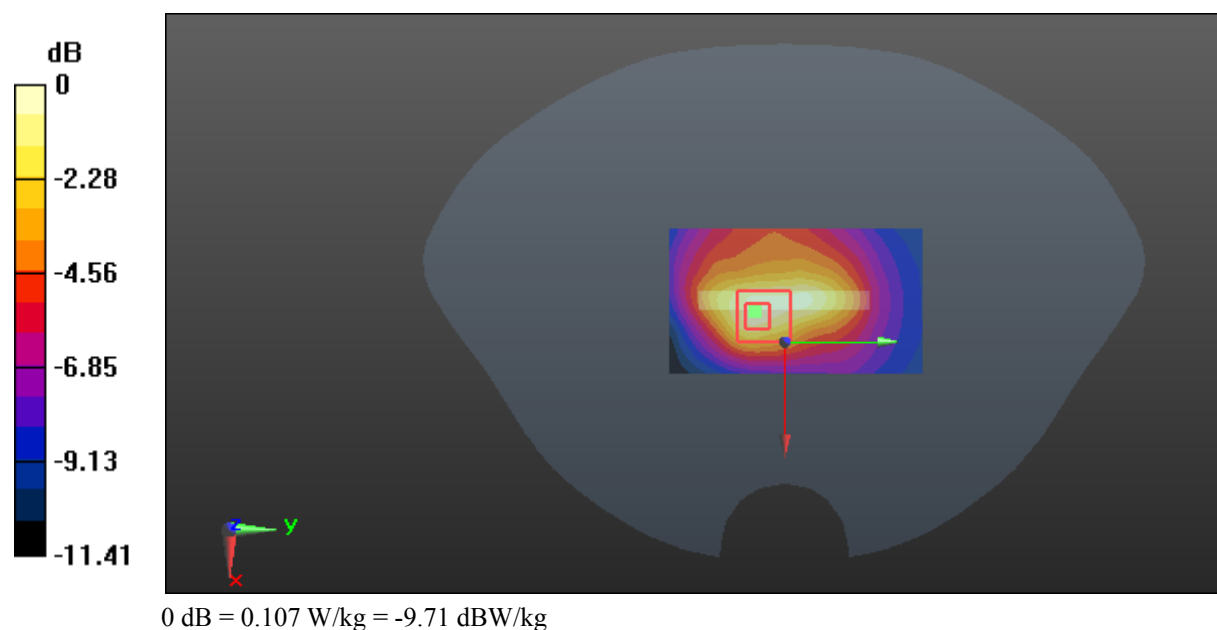
**Zoom Scan (5x6x7)/Cube 0:** Measurement grid: dx=8mm, dy=8mm, dz=5mm

Reference Value = 7.973 V/m; Power Drift = -0.01 dB

Peak SAR (extrapolated) = 0.137 W/kg

**SAR(1 g) = 0.069 W/kg; SAR(10 g) = 0.040 W/kg**

Maximum value of SAR (measured) = 0.107 W/kg



**Test Plot 82#: LTE Band 5\_Body Bottom\_Middle\_50%RB****DUT: Mobile phone; Type: Astro 5N LTE; Serial: 17102000520**

Communication System: Generic FDD-LTE; Frequency: 836.5 MHz; Duty Cycle: 1:1  
Medium parameters used:  $f = 836.5$  MHz;  $\sigma = 0.956$  S/m;  $\epsilon_r = 57.272$ ;  $\rho = 1000$  kg/m<sup>3</sup> ;  
Phantom section: Flat Section

DASY5 Configuration:

- Probe: EX3DV4 - SN3619; ConvF(8.3, 8.3, 8.3); Calibrated: 2017/9/25;
- Sensor-Surface: 1.4mm (Mechanical Surface Detection)
- Electronics: DAE4 Sn1459; Calibrated: 2017/9/15
- Phantom: SAM (30deg probe tilt) with CRP v5.0\_20150321; Type: QD000P40CD; Serial: TP:1874
- Measurement SW: DASY52, Version 52.8 (8);

**Area Scan (71x41x1):** Interpolated grid: dx=1.500 mm, dy=1.500 mm

Maximum value of SAR (interpolated) = 0.0590 W/kg

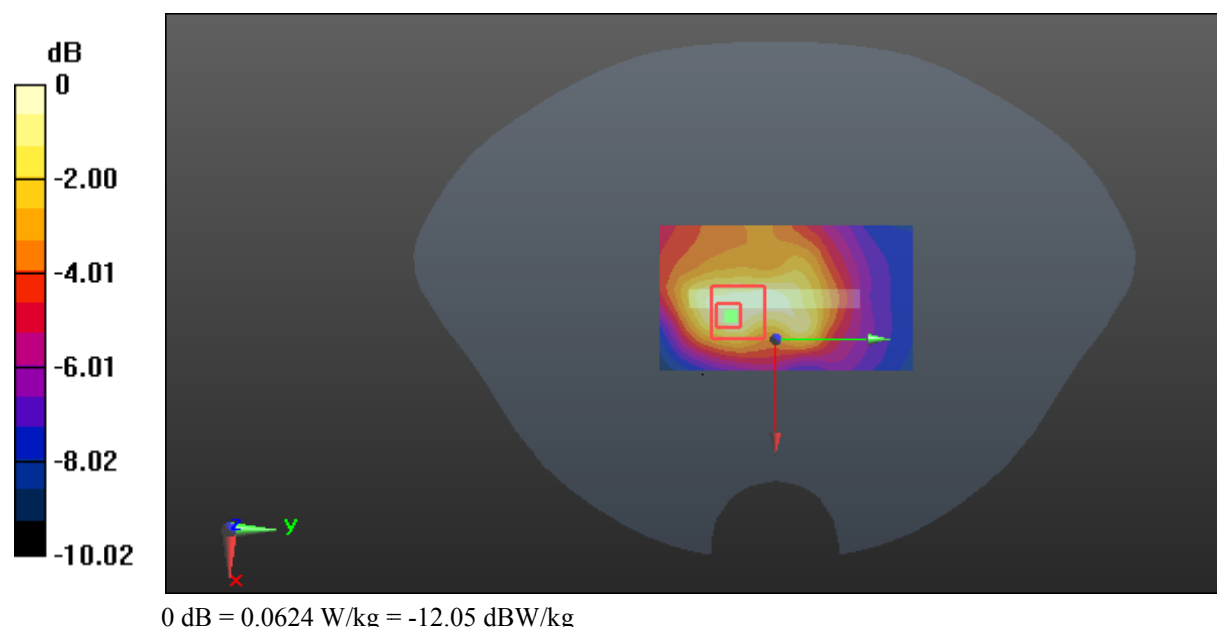
**Zoom Scan (6x6x7)/Cube 0:** Measurement grid: dx=8mm, dy=8mm, dz=5mm

Reference Value = 6.375 V/m; Power Drift = 0.04 dB

Peak SAR (extrapolated) = 0.0790 W/kg

**SAR(1 g) = 0.043 W/kg; SAR(10 g) = 0.027 W/kg**

Maximum value of SAR (measured) = 0.0624 W/kg



**Test Plot 83#: LTE Band 7\_Head Left Cheek\_Middle\_1RB****DUT: Mobile phone; Type: Astro 5N LTE; Serial: 17102000520**

Communication System: Generic FDD-LTE; Frequency: 2535 MHz; Duty Cycle: 1:1  
Medium parameters used:  $f = 2535$  MHz;  $\sigma = 1.922$  S/m;  $\epsilon_r = 37.943$ ;  $\rho = 1000$  kg/m<sup>3</sup> ;  
Phantom section: Left Section

DASY5 Configuration:

- Probe: EX3DV4 - SN3619; ConvF(6.55, 6.55, 6.55); Calibrated: 2017/9/25;
- Sensor-Surface: 1.4mm (Mechanical Surface Detection)
- Electronics: DAE4 Sn1459; Calibrated: 2017/9/15
- Phantom: SAM (30deg probe tilt) with CRP v5.0\_20150321; Type: QD000P40CD; Serial: TP:1874
- Measurement SW: DASY52, Version 52.8 (8);

**Area Scan (141x81x1):** Interpolated grid: dx=1.200 mm, dy=1.200 mm

Maximum value of SAR (interpolated) = 0.359 W/kg

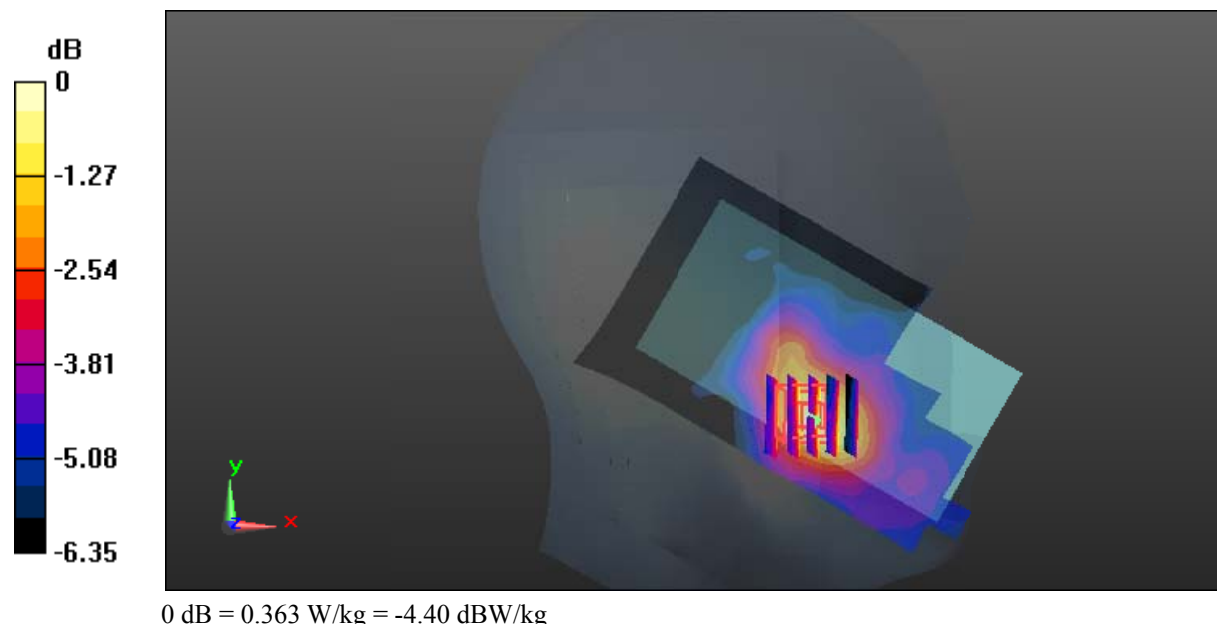
**Zoom Scan (5x5x7)/Cube 0:** Measurement grid: dx=8mm, dy=8mm, dz=5mm

Reference Value = 7.661 V/m; Power Drift = 0.05 dB

Peak SAR (extrapolated) = 0.419 W/kg

**SAR(1 g) = 0.284 W/kg; SAR(10 g) = 0.205 W/kg**

Maximum value of SAR (measured) = 0.363 W/kg



**Test Plot 84#: LTE Band 7\_Head Left Cheek\_Middle\_50%RB****DUT: Mobile phone; Type: Astro 5N LTE; Serial: 17102000520**

Communication System: Generic FDD-LTE; Frequency: 2535 MHz; Duty Cycle: 1:1  
Medium parameters used:  $f = 2535$  MHz;  $\sigma = 1.922$  S/m;  $\epsilon_r = 37.943$ ;  $\rho = 1000$  kg/m<sup>3</sup> ;  
Phantom section: Left Section

DASY5 Configuration:

- Probe: EX3DV4 - SN3619; ConvF(6.55, 6.55, 6.55); Calibrated: 2017/9/25;
- Sensor-Surface: 1.4mm (Mechanical Surface Detection)
- Electronics: DAE4 Sn1459; Calibrated: 2017/9/15
- Phantom: SAM (30deg probe tilt) with CRP v5.0\_20150321; Type: QD000P40CD; Serial: TP:1874
- Measurement SW: DASY52, Version 52.8 (8);

**Area Scan (141x81x1):** Interpolated grid: dx=1.200 mm, dy=1.200 mm

Maximum value of SAR (interpolated) = 0.350 W/kg

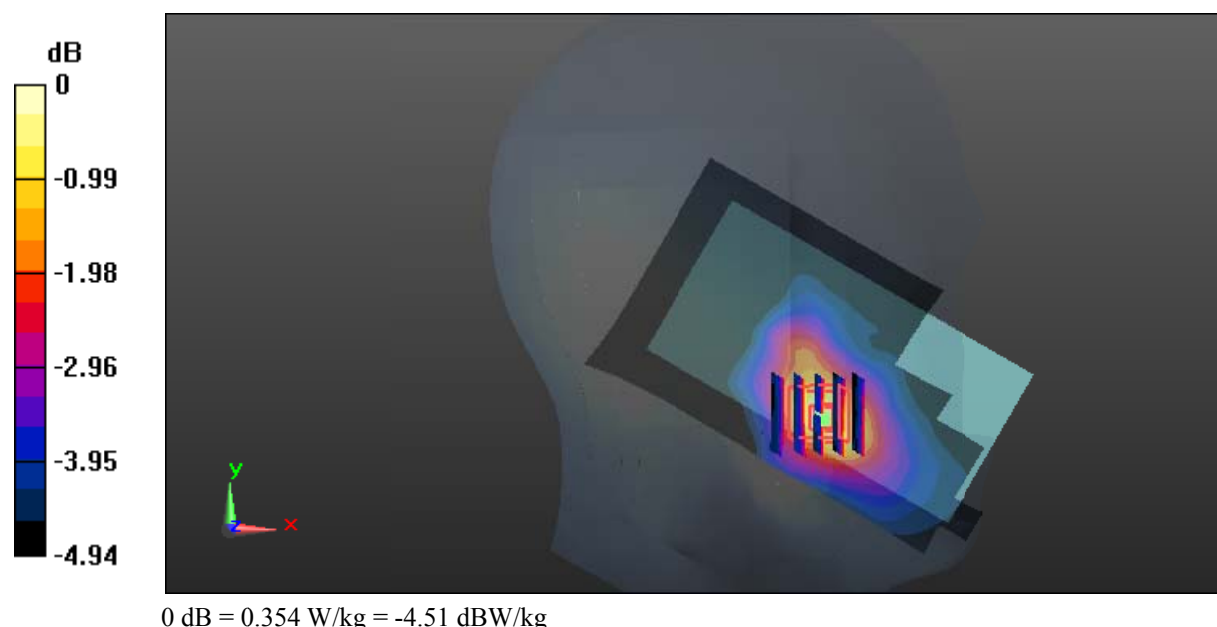
**Zoom Scan (5x5x7)/Cube 0:** Measurement grid: dx=8mm, dy=8mm, dz=5mm

Reference Value = 7.735 V/m; Power Drift = 0.01 dB

Peak SAR (extrapolated) = 0.403 W/kg

**SAR(1 g) = 0.277 W/kg; SAR(10 g) = 0.203 W/kg**

Maximum value of SAR (measured) = 0.354 W/kg



**Test Plot 85#: LTE Band 7\_Head Left Tilt\_Middle\_1RB****DUT: Mobile phone; Type: Astro 5N LTE; Serial: 17102000520**

Communication System: Generic FDD-LTE; Frequency: 2535 MHz; Duty Cycle: 1:1  
Medium parameters used:  $f = 2535$  MHz;  $\sigma = 1.922$  S/m;  $\epsilon_r = 37.943$ ;  $\rho = 1000$  kg/m<sup>3</sup> ;  
Phantom section: Left Section

DASY5 Configuration:

- Probe: EX3DV4 - SN3619; ConvF(6.55, 6.55, 6.55); Calibrated: 2017/9/25;
- Sensor-Surface: 1.4mm (Mechanical Surface Detection)
- Electronics: DAE4 Sn1459; Calibrated: 2017/9/15
- Phantom: SAM (30deg probe tilt) with CRP v5.0\_20150321; Type: QD000P40CD; Serial: TP:1874
- Measurement SW: DASY52, Version 52.8 (8);

**Area Scan (141x81x1):** Interpolated grid: dx=1.200 mm, dy=1.200 mm

Maximum value of SAR (interpolated) = 0.102 W/kg

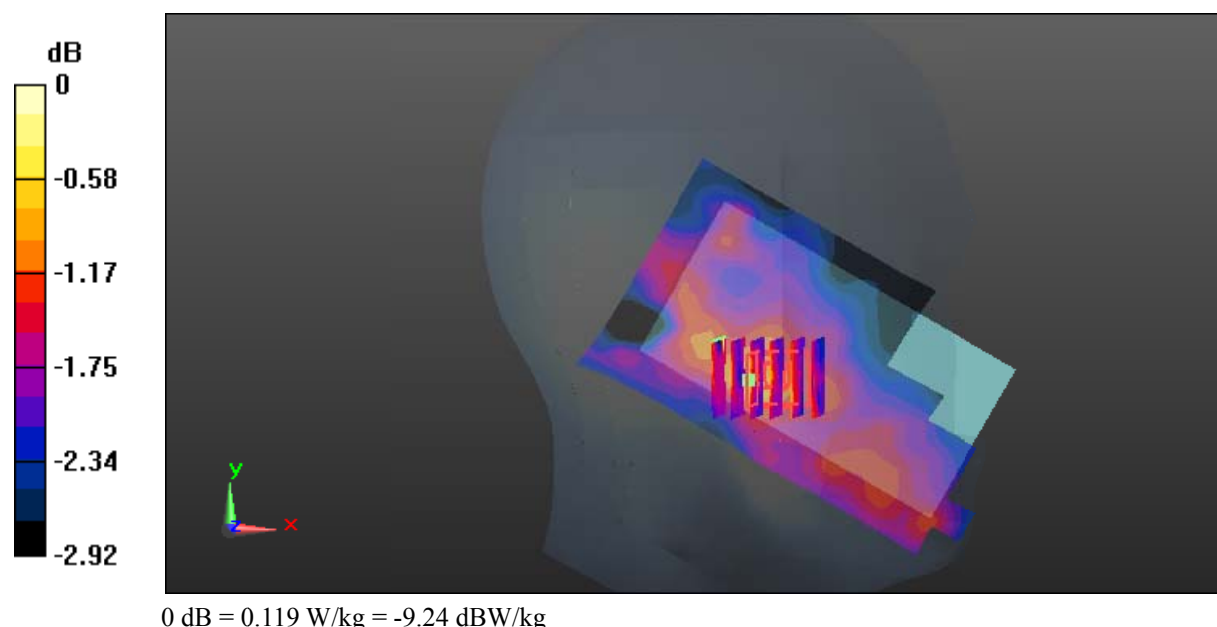
**Zoom Scan (6x5x7)/Cube 0:** Measurement grid: dx=8mm, dy=8mm, dz=5mm

Reference Value = 6.730 V/m; Power Drift = 0.15 dB

Peak SAR (extrapolated) = 0.119 W/kg

**SAR(1 g) = 0.095 W/kg; SAR(10 g) = 0.087 W/kg**

Maximum value of SAR (measured) = 0.119 W/kg



**Test Plot 86#: LTE Band 7\_Head Left Tilt\_Middle\_50%RB****DUT: Mobile phone; Type: Astro 5N LTE; Serial: 17102000520**

Communication System: Generic FDD-LTE; Frequency: 2535 MHz; Duty Cycle: 1:1  
Medium parameters used:  $f = 2535$  MHz;  $\sigma = 1.922$  S/m;  $\epsilon_r = 37.943$ ;  $\rho = 1000$  kg/m<sup>3</sup> ;  
Phantom section: Left Section

DASY5 Configuration:

- Probe: EX3DV4 - SN3619; ConvF(6.55, 6.55, 6.55); Calibrated: 2017/9/25;
- Sensor-Surface: 1.4mm (Mechanical Surface Detection)
- Electronics: DAE4 Sn1459; Calibrated: 2017/9/15
- Phantom: SAM (30deg probe tilt) with CRP v5.0\_20150321; Type: QD000P40CD; Serial: TP:1874
- Measurement SW: DASY52, Version 52.8 (8);

**Area Scan (141x81x1):** Interpolated grid: dx=1.200 mm, dy=1.200 mm

Maximum value of SAR (interpolated) = 0.108 W/kg

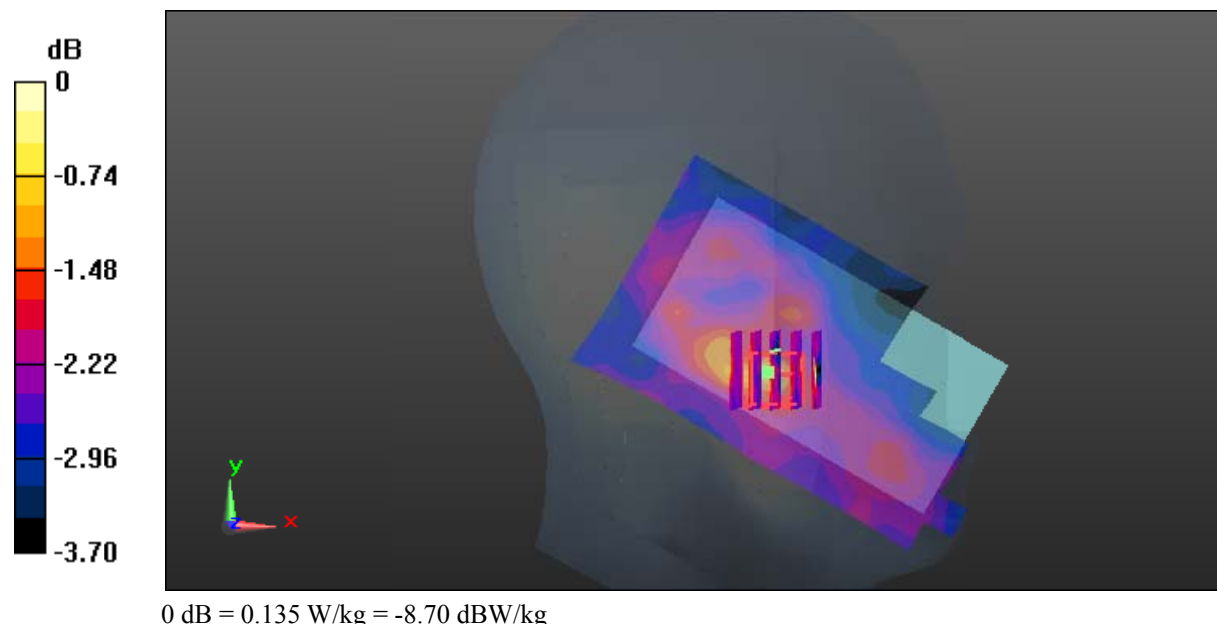
**Zoom Scan (5x5x7)/Cube 0:** Measurement grid: dx=8mm, dy=8mm, dz=5mm

Reference Value = 6.568 V/m; Power Drift = 0.09 dB

Peak SAR (extrapolated) = 0.135 W/kg

**SAR(1 g) = 0.093 W/kg; SAR(10 g) = 0.084 W/kg**

Maximum value of SAR (measured) = 0.135 W/kg



**Test Plot 87#: LTE Band 7\_Head Right Cheek\_Middle\_1RB****DUT: Mobile phone; Type: Astro 5N LTE; Serial: 17102000520**

Communication System: Generic FDD-LTE; Frequency: 2535 MHz; Duty Cycle: 1:1  
Medium parameters used:  $f = 2535$  MHz;  $\sigma = 1.922$  S/m;  $\epsilon_r = 37.943$ ;  $\rho = 1000$  kg/m<sup>3</sup> ;  
Phantom section: Right Section

DASY5 Configuration:

- Probe: EX3DV4 - SN3619; ConvF(6.55, 6.55, 6.55); Calibrated: 2017/9/25;
- Sensor-Surface: 1.4mm (Mechanical Surface Detection)
- Electronics: DAE4 Sn1459; Calibrated: 2017/9/15
- Phantom: SAM (30deg probe tilt) with CRP v5.0\_20150321; Type: QD000P40CD; Serial: TP:1874
- Measurement SW: DASY52, Version 52.8 (8);

**Area Scan (141x81x1):** Interpolated grid: dx=1.200 mm, dy=1.200 mm

Maximum value of SAR (interpolated) = 0.225 W/kg

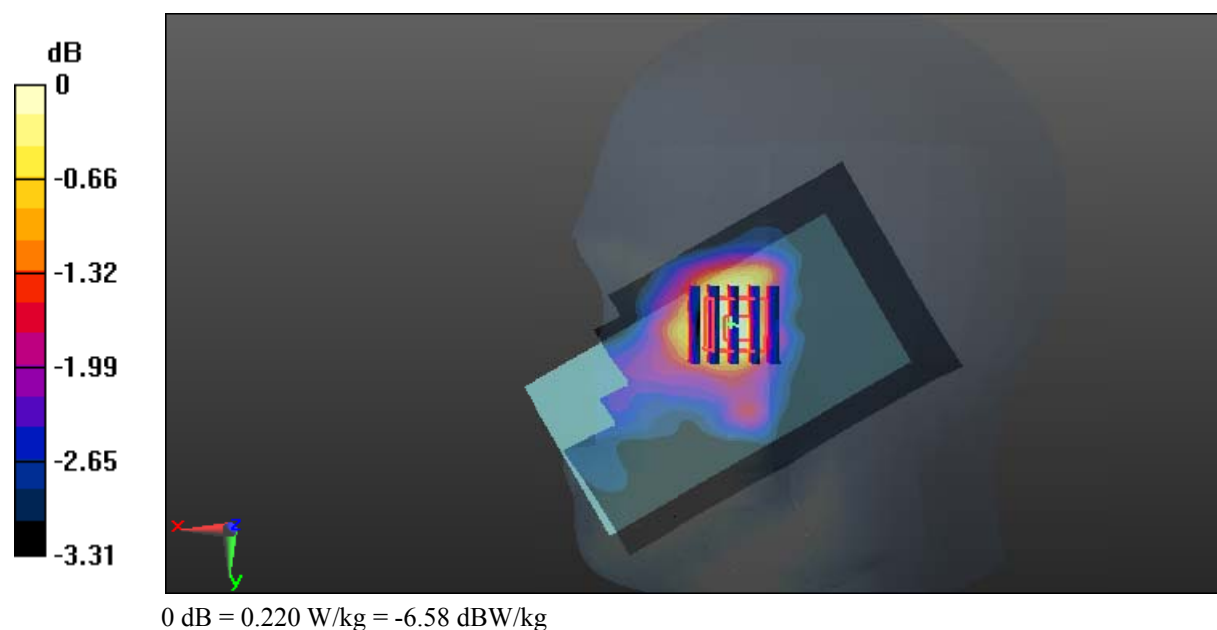
**Zoom Scan (5x5x7)/Cube 0:** Measurement grid: dx=8mm, dy=8mm, dz=5mm

Reference Value = 7.644 V/m; Power Drift = -0.14 dB

Peak SAR (extrapolated) = 0.249 W/kg

**SAR(1 g) = 0.186 W/kg; SAR(10 g) = 0.152 W/kg**

Maximum value of SAR (measured) = 0.220 W/kg



**Test Plot 88#: LTE Band 7\_Head Right Cheek\_Middle\_50%RB****DUT: Mobile phone; Type: Astro 5N LTE; Serial: 17102000520**

Communication System: Generic FDD-LTE; Frequency: 2535 MHz; Duty Cycle: 1:1  
Medium parameters used:  $f = 2535$  MHz;  $\sigma = 1.922$  S/m;  $\epsilon_r = 37.943$ ;  $\rho = 1000$  kg/m<sup>3</sup> ;  
Phantom section: Right Section

DASY5 Configuration:

- Probe: EX3DV4 - SN3619; ConvF(6.55, 6.55, 6.55); Calibrated: 2017/9/25;
- Sensor-Surface: 1.4mm (Mechanical Surface Detection)
- Electronics: DAE4 Sn1459; Calibrated: 2017/9/15
- Phantom: SAM (30deg probe tilt) with CRP v5.0\_20150321; Type: QD000P40CD; Serial: TP:1874
- Measurement SW: DASY52, Version 52.8 (8);

**Area Scan (141x81x1):** Interpolated grid: dx=1.200 mm, dy=1.200 mm

Maximum value of SAR (interpolated) = 0.217 W/kg


**Zoom Scan (5x5x7)/Cube 0:** Measurement grid: dx=8mm, dy=8mm, dz=5mm

Reference Value = 7.152 V/m; Power Drift = 0.10 dB

Peak SAR (extrapolated) = 0.227 W/kg

**SAR(1 g) = 0.178 W/kg; SAR(10 g) = 0.148 W/kg**

Maximum value of SAR (measured) = 0.208 W/kg





**Test Plot 89#: LTE Band 7\_Head Right Tilt\_Middle\_1RB****DUT: Mobile phone; Type: Astro 5N LTE; Serial: 17102000520**

Communication System: Generic FDD-LTE; Frequency: 2535 MHz; Duty Cycle: 1:1  
Medium parameters used:  $f = 2535$  MHz;  $\sigma = 1.922$  S/m;  $\epsilon_r = 37.943$ ;  $\rho = 1000$  kg/m<sup>3</sup> ;  
Phantom section: Right Section

DASY5 Configuration:

- Probe: EX3DV4 - SN3619; ConvF(6.55, 6.55, 6.55); Calibrated: 2017/9/25;
- Sensor-Surface: 1.4mm (Mechanical Surface Detection)
- Electronics: DAE4 Sn1459; Calibrated: 2017/9/15
- Phantom: SAM (30deg probe tilt) with CRP v5.0\_20150321; Type: QD000P40CD; Serial: TP:1874
- Measurement SW: DASY52, Version 52.8 (8);

**Area Scan (141x81x1):** Interpolated grid: dx=1.200 mm, dy=1.200 mm

Maximum value of SAR (interpolated) = 0.107 W/kg

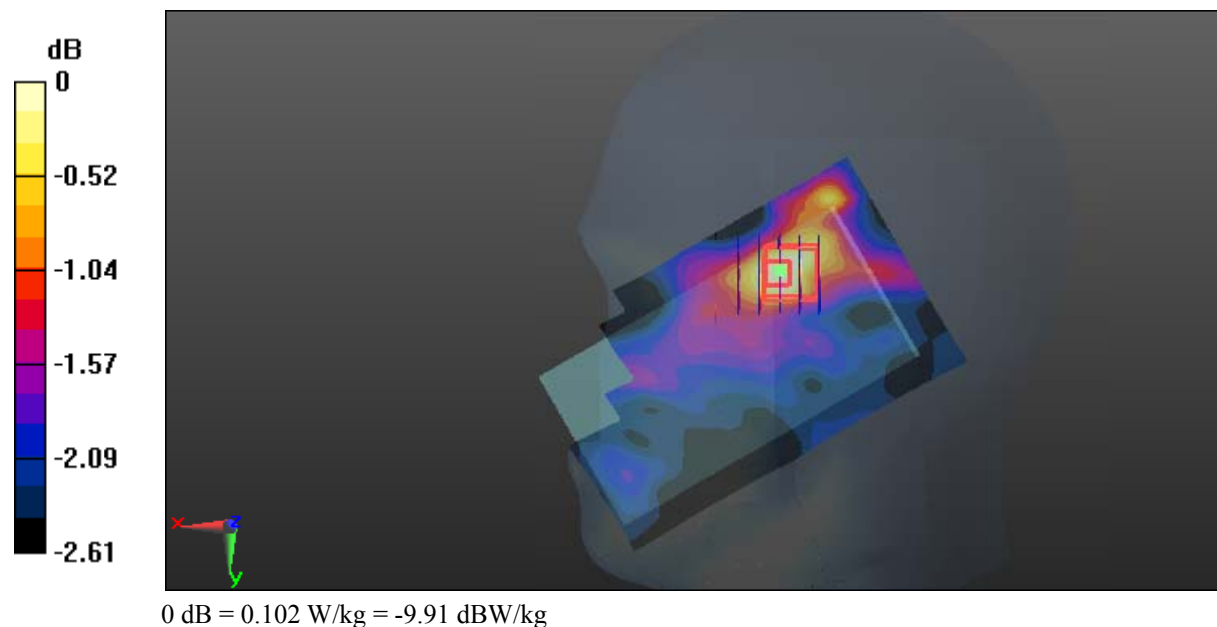
**Zoom Scan (5x5x7)/Cube 0:** Measurement grid: dx=8mm, dy=8mm, dz=5mm

Reference Value = 6.060 V/m; Power Drift = 0.19 dB

Peak SAR (extrapolated) = 0.111 W/kg

**SAR(1 g) = 0.089 W/kg; SAR(10 g) = 0.074 W/kg**

Maximum value of SAR (measured) = 0.102 W/kg



**Test Plot 90#: LTE Band 7\_Head Right Tilt\_Middle\_50%RB****DUT: Mobile phone; Type: Astro 5N LTE; Serial: 17102000520**

Communication System: Generic FDD-LTE; Frequency: 2535 MHz; Duty Cycle: 1:1  
Medium parameters used:  $f = 2535$  MHz;  $\sigma = 1.922$  S/m;  $\epsilon_r = 37.943$ ;  $\rho = 1000$  kg/m<sup>3</sup> ;  
Phantom section: Right Section

DASY5 Configuration:

- Probe: EX3DV4 - SN3619; ConvF(6.55, 6.55, 6.55); Calibrated: 2017/9/25;
- Sensor-Surface: 1.4mm (Mechanical Surface Detection)
- Electronics: DAE4 Sn1459; Calibrated: 2017/9/15
- Phantom: SAM (30deg probe tilt) with CRP v5.0\_20150321; Type: QD000P40CD; Serial: TP:1874
- Measurement SW: DASY52, Version 52.8 (8);

**Area Scan (141x81x1):** Interpolated grid: dx=1.200 mm, dy=1.200 mm

Maximum value of SAR (interpolated) = 0.103 W/kg

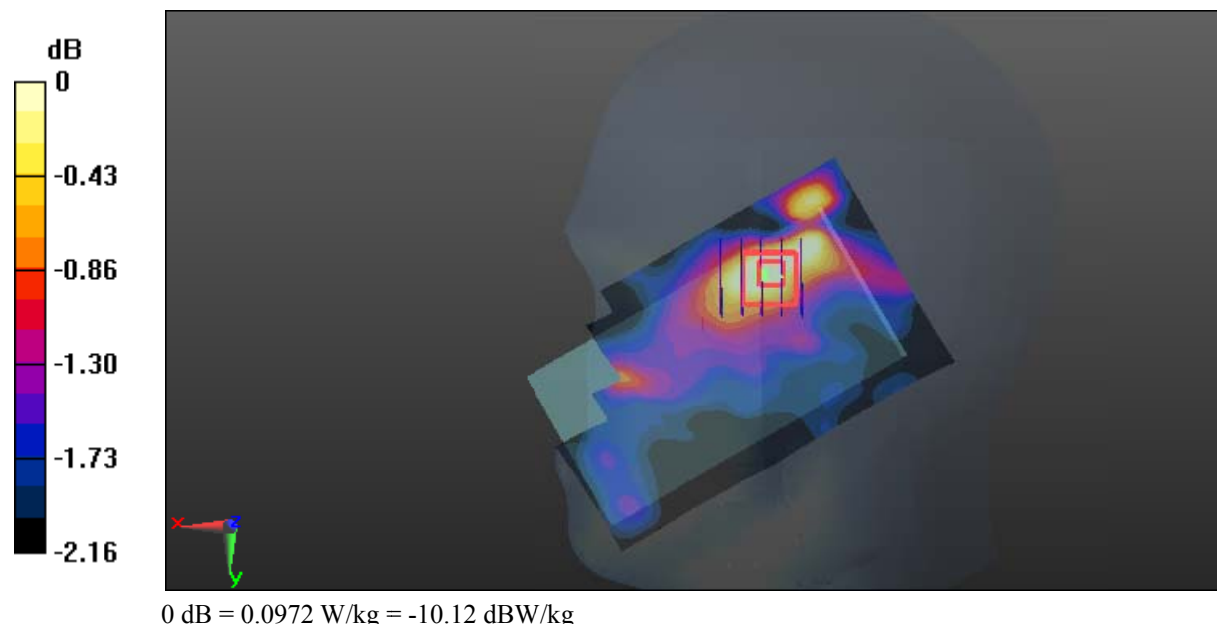
**Zoom Scan (5x5x7)/Cube 0:** Measurement grid: dx=8mm, dy=8mm, dz=5mm

Reference Value = 5.943 V/m; Power Drift = 0.06 dB

Peak SAR (extrapolated) = 0.109 W/kg

**SAR(1 g) = 0.086 W/kg; SAR(10 g) = 0.075 W/kg**

Maximum value of SAR (measured) = 0.0972 W/kg



**Test Plot 91#: LTE Band 7\_Body Back\_Middle\_1RB****DUT: Mobile phone; Type: Astro 5N LTE; Serial: 17102000520**

Communication System: Generic FDD-LTE; Frequency: 2535 MHz; Duty Cycle: 1:1  
Medium parameters used:  $f = 2535$  MHz;  $\sigma = 2.107$  S/m;  $\epsilon_r = 51.344$ ;  $\rho = 1000$  kg/m<sup>3</sup> ;  
Phantom section: Flat Section

DASY5 Configuration:

- Probe: EX3DV4 - SN3619; ConvF(6.52, 6.52, 6.52); Calibrated: 2017/9/25;
- Sensor-Surface: 1.4mm (Mechanical Surface Detection)
- Electronics: DAE4 Sn1459; Calibrated: 2017/9/15
- Phantom: SAM (30deg probe tilt) with CRP v5.0\_20150321; Type: QD000P40CD; Serial: TP:1874
- Measurement SW: DASY52, Version 52.8 (8);

**Area Scan (141x81x1):** Interpolated grid: dx=1.200 mm, dy=1.200 mm

Maximum value of SAR (interpolated) = 0.166 W/kg

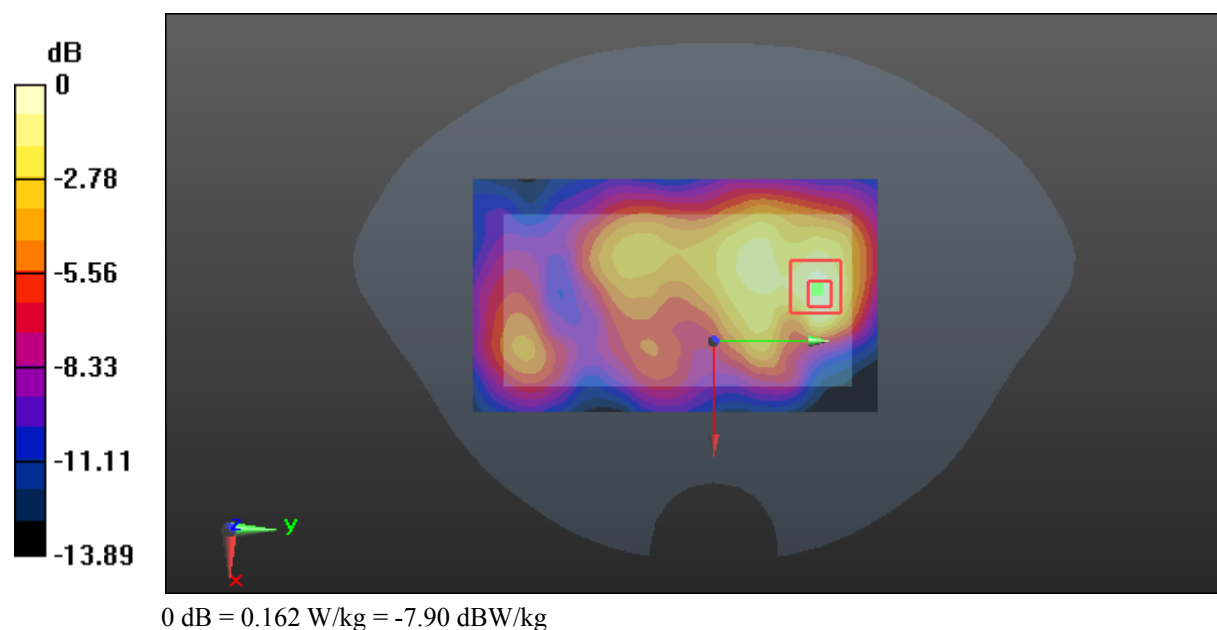
**Zoom Scan (5x5x7)/Cube 0:** Measurement grid: dx=8mm, dy=8mm, dz=5mm

Reference Value = 4.780 V/m; Power Drift = -0.04 dB

Peak SAR (extrapolated) = 0.206 W/kg

**SAR(1 g) = 0.100 W/kg; SAR(10 g) = 0.051 W/kg**

Maximum value of SAR (measured) = 0.162 W/kg



**Test Plot 92#: LTE Band 7\_Body Back\_Middle\_50%RB****DUT: Mobile phone; Type: Astro 5N LTE; Serial: 17102000520**

Communication System: Generic FDD-LTE; Frequency: 2535 MHz; Duty Cycle: 1:1  
Medium parameters used:  $f = 2535$  MHz;  $\sigma = 2.107$  S/m;  $\epsilon_r = 51.344$ ;  $\rho = 1000$  kg/m<sup>3</sup> ;  
Phantom section: Flat Section

DASY5 Configuration:

- Probe: EX3DV4 - SN3619; ConvF(6.52, 6.52, 6.52); Calibrated: 2017/9/25;
- Sensor-Surface: 1.4mm (Mechanical Surface Detection)
- Electronics: DAE4 Sn1459; Calibrated: 2017/9/15
- Phantom: SAM (30deg probe tilt) with CRP v5.0\_20150321; Type: QD000P40CD; Serial: TP:1874
- Measurement SW: DASY52, Version 52.8 (8);

**Area Scan (141x81x1):** Interpolated grid: dx=1.200 mm, dy=1.200 mm

Maximum value of SAR (interpolated) = 0.157 W/kg

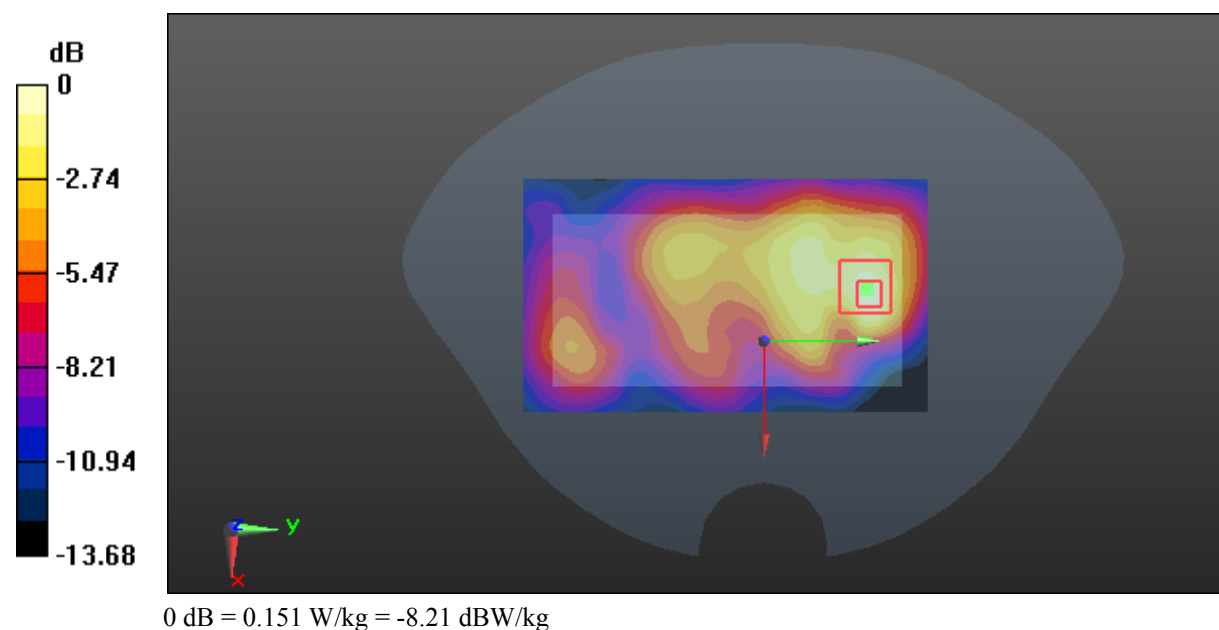
**Zoom Scan (5x5x7)/Cube 0:** Measurement grid: dx=8mm, dy=8mm, dz=5mm

Reference Value = 4.589 V/m; Power Drift = 0.03 dB

Peak SAR (extrapolated) = 0.195 W/kg

**SAR(1 g) = 0.093 W/kg; SAR(10 g) = 0.048 W/kg**

Maximum value of SAR (measured) = 0.151 W/kg



**Test Plot 93#: LTE Band 7\_Body Left\_Middle\_1RB****DUT: Mobile phone; Type: Astro 5N LTE; Serial: 17102000520**

Communication System: Generic FDD-LTE; Frequency: 2535 MHz; Duty Cycle: 1:1  
Medium parameters used:  $f = 2535$  MHz;  $\sigma = 2.107$  S/m;  $\epsilon_r = 51.344$ ;  $\rho = 1000$  kg/m<sup>3</sup> ;  
Phantom section: Flat Section

DASY5 Configuration:

- Probe: EX3DV4 - SN3619; ConvF(6.52, 6.52, 6.52); Calibrated: 2017/9/25;
- Sensor-Surface: 1.4mm (Mechanical Surface Detection)
- Electronics: DAE4 Sn1459; Calibrated: 2017/9/15
- Phantom: SAM (30deg probe tilt) with CRP v5.0\_20150321; Type: QD000P40CD; Serial: TP:1874
- Measurement SW: DASY52, Version 52.8 (8);

**Area Scan (141x41x1):** Interpolated grid: dx=1.200 mm, dy=1.200 mm

Maximum value of SAR (interpolated) = 0.154 W/kg

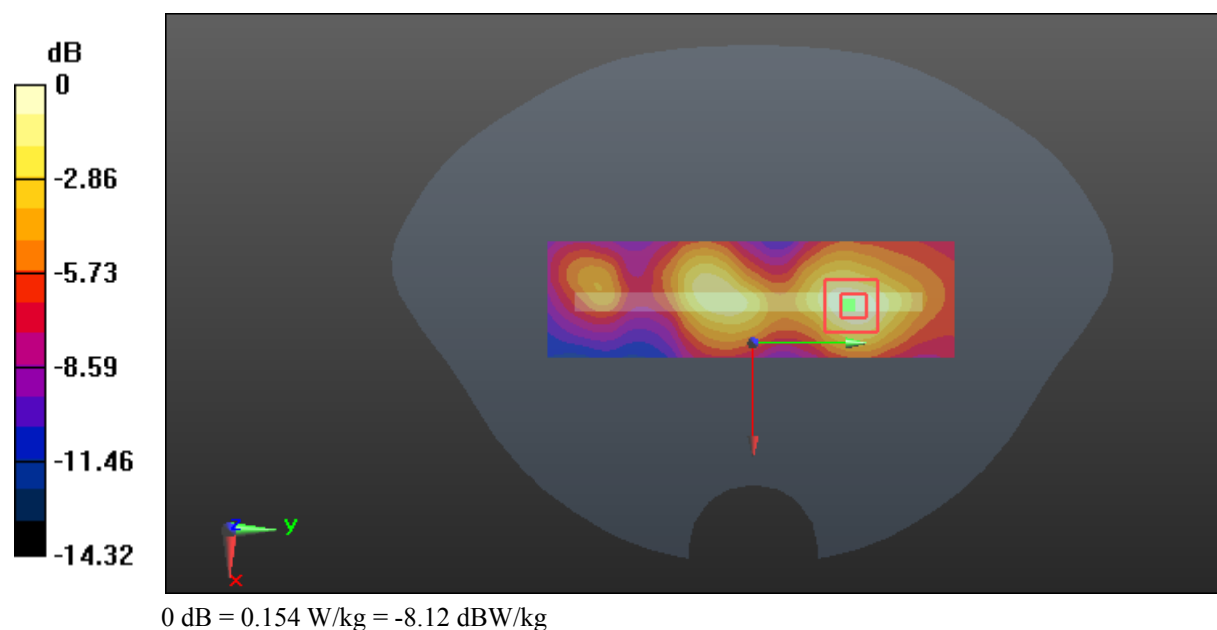
**Zoom Scan (5x5x7)/Cube 0:** Measurement grid: dx=8mm, dy=8mm, dz=5mm

Reference Value = 5.399 V/m; Power Drift = -0.07 dB

Peak SAR (extrapolated) = 0.193 W/kg

**SAR(1 g) = 0.096 W/kg; SAR(10 g) = 0.051 W/kg**

Maximum value of SAR (measured) = 0.154 W/kg



**Test Plot 94#: LTE Band 7\_Body Left\_Middle\_50%RB****DUT: Mobile phone; Type: Astro 5N LTE; Serial: 17102000520**

Communication System: Generic FDD-LTE; Frequency: 2535 MHz; Duty Cycle: 1:1  
Medium parameters used:  $f = 2535$  MHz;  $\sigma = 2.107$  S/m;  $\epsilon_r = 51.344$ ;  $\rho = 1000$  kg/m<sup>3</sup> ;  
Phantom section: Flat Section

DASY5 Configuration:

- Probe: EX3DV4 - SN3619; ConvF(6.52, 6.52, 6.52); Calibrated: 2017/9/25;
- Sensor-Surface: 1.4mm (Mechanical Surface Detection)
- Electronics: DAE4 Sn1459; Calibrated: 2017/9/15
- Phantom: SAM (30deg probe tilt) with CRP v5.0\_20150321; Type: QD000P40CD; Serial: TP:1874
- Measurement SW: DASY52, Version 52.8 (8);

**Area Scan (141x41x1):** Interpolated grid: dx=1.200 mm, dy=1.200 mm

Maximum value of SAR (interpolated) = 0.149 W/kg

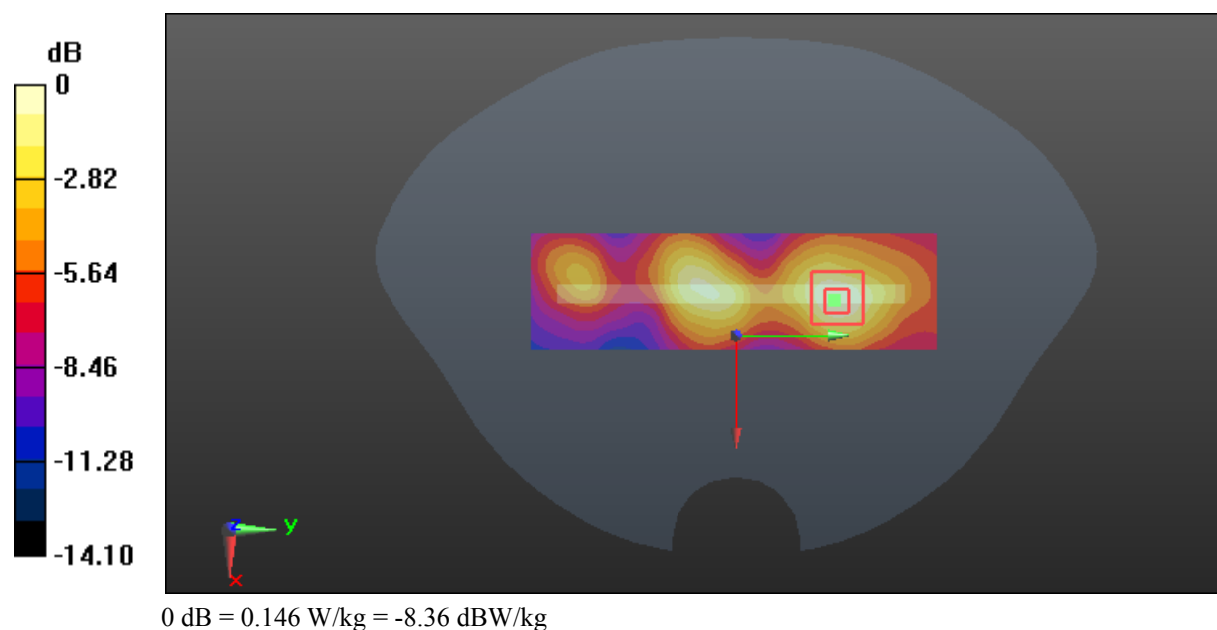
**Zoom Scan (5x5x7)/Cube 0:** Measurement grid: dx=8mm, dy=8mm, dz=5mm

Reference Value = 5.421 V/m; Power Drift = 0.07 dB

Peak SAR (extrapolated) = 0.185 W/kg

**SAR(1 g) = 0.089 W/kg; SAR(10 g) = 0.047 W/kg**

Maximum value of SAR (measured) = 0.146 W/kg



**Test Plot 95#: LTE Band 7\_Body Right\_Middle\_1RB****DUT: Mobile phone; Type: Astro 5N LTE; Serial: 17102000520**

Communication System: Generic FDD-LTE; Frequency: 2535 MHz; Duty Cycle: 1:1  
Medium parameters used:  $f = 2535$  MHz;  $\sigma = 2.107$  S/m;  $\epsilon_r = 51.344$ ;  $\rho = 1000$  kg/m<sup>3</sup> ;  
Phantom section: Flat Section

DASY5 Configuration:

- Probe: EX3DV4 - SN3619; ConvF(6.52, 6.52, 6.52); Calibrated: 2017/9/25;
- Sensor-Surface: 1.4mm (Mechanical Surface Detection)
- Electronics: DAE4 Sn1459; Calibrated: 2017/9/15
- Phantom: SAM (30deg probe tilt) with CRP v5.0\_20150321; Type: QD000P40CD; Serial: TP:1874
- Measurement SW: DASY52, Version 52.8 (8);

**Area Scan (141x41x1):** Interpolated grid: dx=1.200 mm, dy=1.200 mm

Maximum value of SAR (interpolated) = 0.0269 W/kg

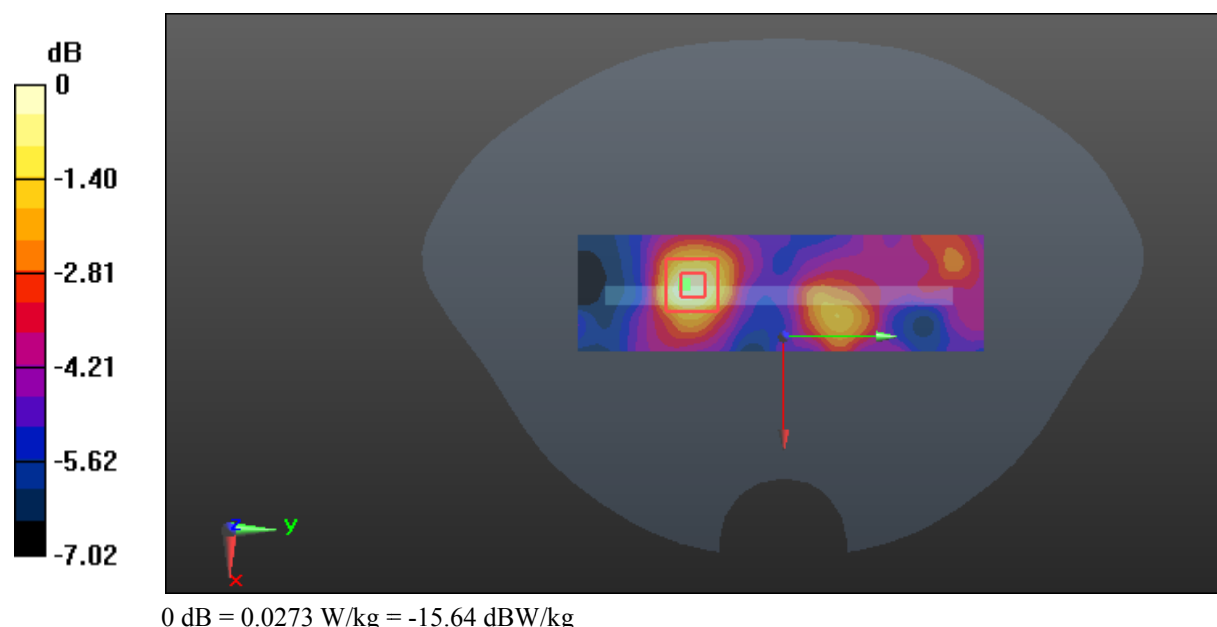
**Zoom Scan (5x5x7)/Cube 0:** Measurement grid: dx=8mm, dy=8mm, dz=5mm

Reference Value = 2.087 V/m; Power Drift = 0.11 dB

Peak SAR (extrapolated) = 0.0350 W/kg

**SAR(1 g) = 0.019 W/kg; SAR(10 g) = 0.013 W/kg**

Maximum value of SAR (measured) = 0.0273 W/kg



**Test Plot 96#: LTE Band 7\_Body Right\_Middle\_50%RB****DUT: Mobile phone; Type: Astro 5N LTE; Serial: 17102000520**

Communication System: Generic FDD-LTE; Frequency: 2535 MHz; Duty Cycle: 1:1  
Medium parameters used:  $f = 2535$  MHz;  $\sigma = 2.107$  S/m;  $\epsilon_r = 51.344$ ;  $\rho = 1000$  kg/m<sup>3</sup> ;  
Phantom section: Flat Section

DASY5 Configuration:

- Probe: EX3DV4 - SN3619; ConvF(6.52, 6.52, 6.52); Calibrated: 2017/9/25;
- Sensor-Surface: 1.4mm (Mechanical Surface Detection)
- Electronics: DAE4 Sn1459; Calibrated: 2017/9/15
- Phantom: SAM (30deg probe tilt) with CRP v5.0\_20150321; Type: QD000P40CD; Serial: TP:1874
- Measurement SW: DASY52, Version 52.8 (8);

**Area Scan (141x41x1):** Interpolated grid: dx=1.200 mm, dy=1.200 mm

Maximum value of SAR (interpolated) = 0.0256 W/kg

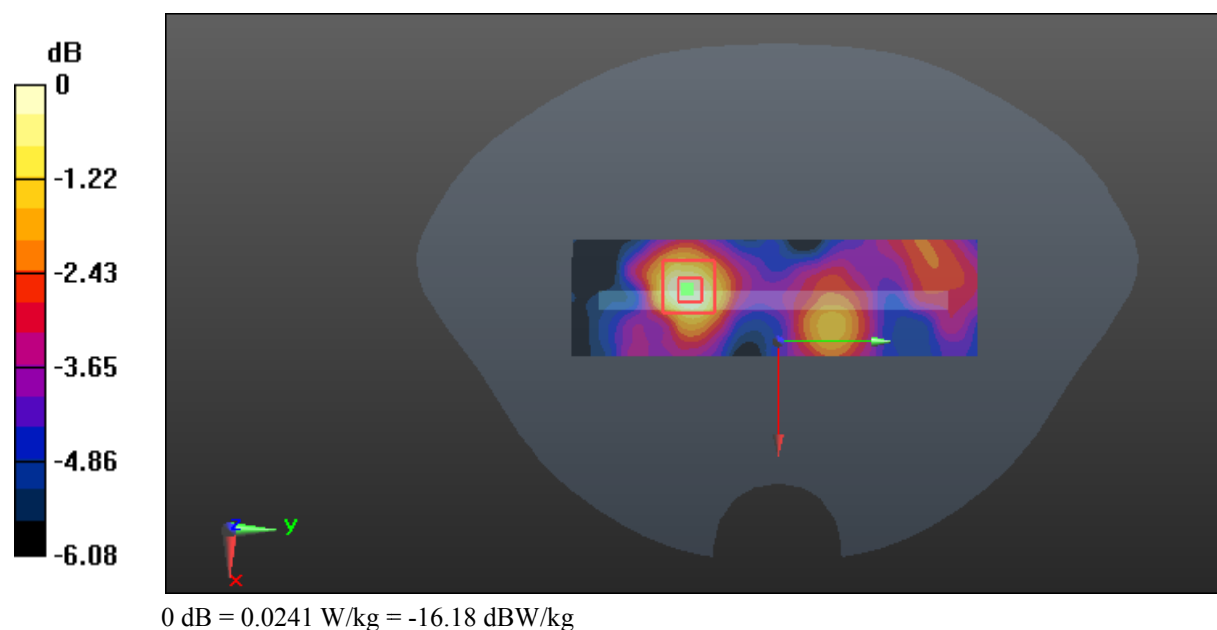
**Zoom Scan (5x5x7)/Cube 0:** Measurement grid: dx=8mm, dy=8mm, dz=5mm

Reference Value = 2.213 V/m; Power Drift = -0.10 dB

Peak SAR (extrapolated) = 0.0300 W/kg

**SAR(1 g) = 0.018 W/kg; SAR(10 g) = 0.013 W/kg**

Maximum value of SAR (measured) = 0.0241 W/kg





**Test Plot 97#: LTE Band 7\_Body Bottom\_Middle\_1RB****DUT: Mobile phone; Type: Astro 5N LTE; Serial: 17102000520**

Communication System: Generic FDD-LTE; Frequency: 2535 MHz; Duty Cycle: 1:1  
Medium parameters used:  $f = 2535$  MHz;  $\sigma = 2.107$  S/m;  $\epsilon_r = 51.344$ ;  $\rho = 1000$  kg/m<sup>3</sup> ;  
Phantom section: Flat Section

DASY5 Configuration:

- Probe: EX3DV4 - SN3619; ConvF(6.52, 6.52, 6.52); Calibrated: 2017/9/25;
- Sensor-Surface: 1.4mm (Mechanical Surface Detection)
- Electronics: DAE4 Sn1459; Calibrated: 2017/9/15
- Phantom: SAM (30deg probe tilt) with CRP v5.0\_20150321; Type: QD000P40CD; Serial: TP:1874
- Measurement SW: DASY52, Version 52.8 (8);

**Area Scan (81x41x1):** Interpolated grid: dx=1.200 mm, dy=1.200 mm

Maximum value of SAR (interpolated) = 0.504 W/kg

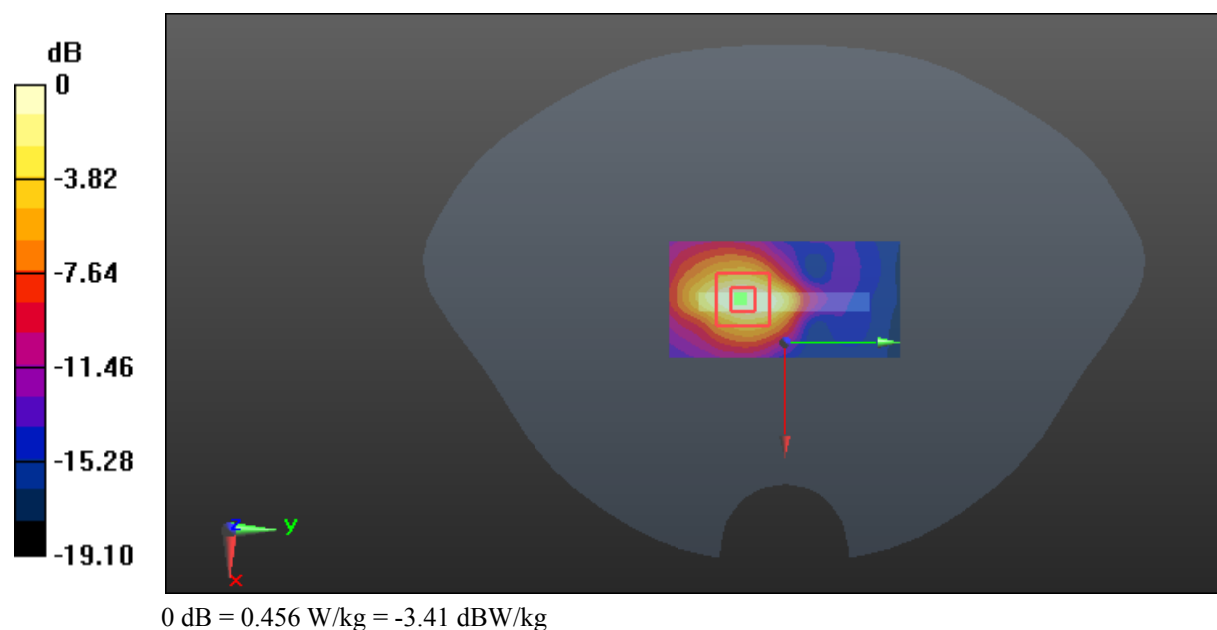
**Zoom Scan (5x5x7)/Cube 0:** Measurement grid: dx=8mm, dy=8mm, dz=5mm

Reference Value = 8.645 V/m; Power Drift = 0.17 dB

Peak SAR (extrapolated) = 0.584 W/kg

**SAR(1 g) = 0.269 W/kg; SAR(10 g) = 0.123 W/kg**

Maximum value of SAR (measured) = 0.456 W/kg



**Test Plot 98#: LTE Band 7\_Body Bottom\_Middle\_50%RB****DUT: Mobile phone; Type: Astro 5N LTE; Serial: 17102000520**

Communication System: Generic FDD-LTE; Frequency: 2535 MHz; Duty Cycle: 1:1  
Medium parameters used:  $f = 2535$  MHz;  $\sigma = 2.107$  S/m;  $\epsilon_r = 51.344$ ;  $\rho = 1000$  kg/m<sup>3</sup> ;  
Phantom section: Flat Section

DASY5 Configuration:

- Probe: EX3DV4 - SN3619; ConvF(6.52, 6.52, 6.52); Calibrated: 2017/9/25;
- Sensor-Surface: 1.4mm (Mechanical Surface Detection)
- Electronics: DAE4 Sn1459; Calibrated: 2017/9/15
- Phantom: SAM (30deg probe tilt) with CRP v5.0\_20150321; Type: QD000P40CD; Serial: TP:1874
- Measurement SW: DASY52, Version 52.8 (8);

**Area Scan (81x41x1):** Interpolated grid: dx=1.200 mm, dy=1.200 mm

Maximum value of SAR (interpolated) = 0.487 W/kg

**Zoom Scan (5x5x7)/Cube 0:** Measurement grid: dx=8mm, dy=8mm, dz=5mm

Reference Value = 9.407 V/m; Power Drift = 0.01 dB

Peak SAR (extrapolated) = 0.577 W/kg

**SAR(1 g) = 0.265 W/kg; SAR(10 g) = 0.121 W/kg**

Maximum value of SAR (measured) = 0.444 W/kg

