

Test Plot 1#: GSM 850_Head Left Cheek_Middle**DUT: Mobile Phone; Type: Astro 5 GO LTE; Serial: 18121800120**

Communication System: Generic GSM; Frequency: 836.6 MHz; Duty Cycle: 1:8
Medium parameters used: $f = 836.6$ MHz; $\sigma = 0.877$ S/m; $\epsilon_r = 42.271$; $\rho = 1000$ kg/m³ ;
Phantom section: Left Section

DASY5 Configuration:

- Probe: EX3DV4 - SN7441; ConvF(10.05, 10.05, 10.05); Calibrated: 2018/12/13;
- Sensor-Surface: 1.4mm (Mechanical Surface Detection)
- Electronics: DAE3 Sn471; Calibrated: 2018/12/3
- Phantom: SAM (30deg probe tilt) with CRP v5.0_20150321; Type: QD000P40CD; Serial: TP:1874
- Measurement SW: DASY52, Version 52.8 (8);

Area Scan (61x111x1): Interpolated grid: dx=1.500 mm, dy=1.500 mm

Maximum value of SAR (interpolated) = 0.356 W/kg

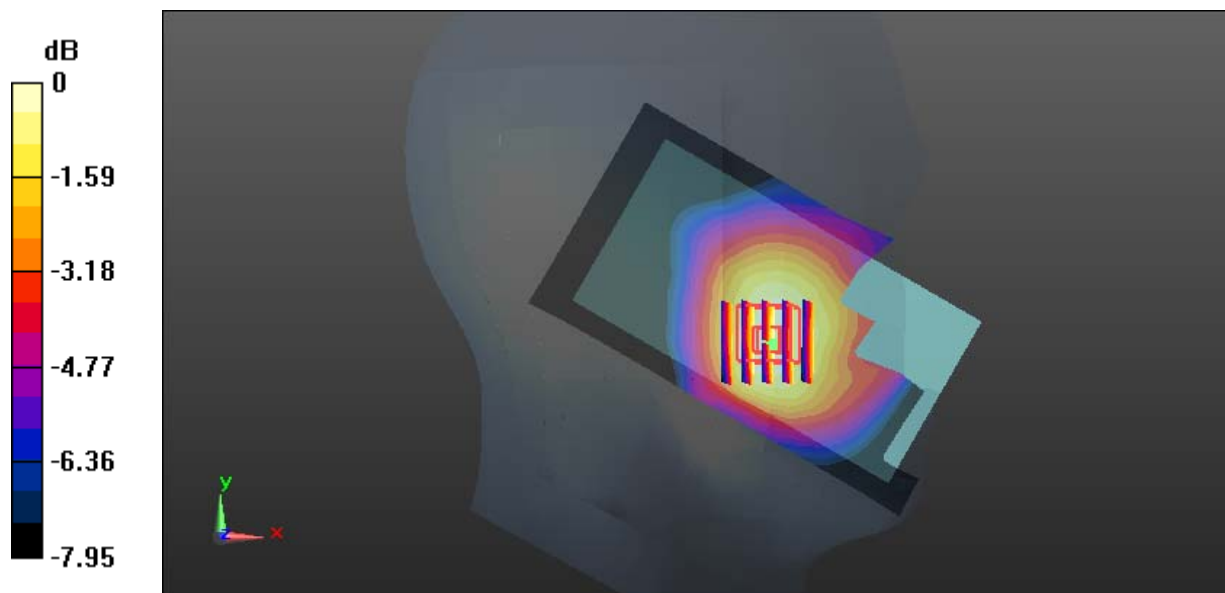
Zoom Scan (5x5x7)/Cube 0: Measurement grid: dx=8mm, dy=8mm, dz=5mm

Reference Value = 5.992 V/m; Power Drift = -0.17 dB

Peak SAR (extrapolated) = 0.379 W/kg

SAR(1 g) = 0.299 W/kg; SAR(10 g) = 0.228 W/kg

Maximum value of SAR (measured) = 0.351 W/kg



Test Plot 2#: GSM 850_Head Left Tilt_Middle**DUT: Mobile Phone; Type: Astro 5 GO LTE; Serial: 18121800120**

Communication System: Generic GSM; Frequency: 836.6 MHz; Duty Cycle: 1:8
Medium parameters used: $f = 836.6$ MHz; $\sigma = 0.877$ S/m; $\epsilon_r = 42.271$; $\rho = 1000$ kg/m³ ;
Phantom section: Left Section

DASY5 Configuration:

- Probe: EX3DV4 - SN7441; ConvF(10.05, 10.05, 10.05); Calibrated: 2018/12/13;
- Sensor-Surface: 1.4mm (Mechanical Surface Detection)
- Electronics: DAE3 Sn471; Calibrated: 2018/12/3
- Phantom: SAM (30deg probe tilt) with CRP v5.0_20150321; Type: QD000P40CD; Serial: TP:1874
- Measurement SW: DASY52, Version 52.8 (8);

Area Scan (61x111x1): Interpolated grid: dx=1.500 mm, dy=1.500 mm

Maximum value of SAR (interpolated) = 0.188 W/kg

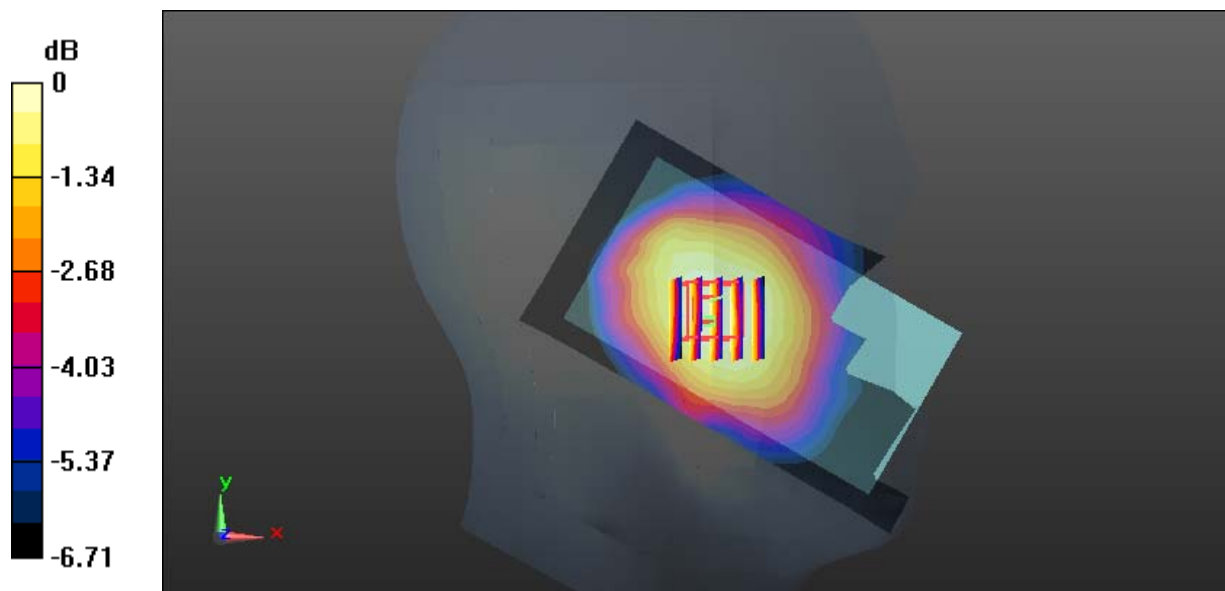
Zoom Scan (5x5x7)/Cube 0: Measurement grid: dx=8mm, dy=8mm, dz=5mm

Reference Value = 8.346 V/m; Power Drift = 0.10 dB

Peak SAR (extrapolated) = 0.200 W/kg

SAR(1 g) = 0.165 W/kg; SAR(10 g) = 0.132 W/kg

Maximum value of SAR (measured) = 0.188 W/kg



0 dB = 0.188 W/kg = -7.26 dBW/kg

Test Plot 3#: GSM 850_Head Right Cheek_Middle**DUT: Mobile Phone; Type: Astro 5 GO LTE; Serial: 18121800120**

Communication System: Generic GSM; Frequency: 836.6 MHz; Duty Cycle: 1:8
Medium parameters used: $f = 836.6$ MHz; $\sigma = 0.877$ S/m; $\epsilon_r = 42.271$; $\rho = 1000$ kg/m³ ;
Phantom section: Right Section

DASY5 Configuration:

- Probe: EX3DV4 - SN7441; ConvF(10.05, 10.05, 10.05); Calibrated: 2018/12/13;
- Sensor-Surface: 1.4mm (Mechanical Surface Detection)
- Electronics: DAE3 Sn471; Calibrated: 2018/12/3
- Phantom: SAM (30deg probe tilt) with CRP v5.0_20150321; Type: QD000P40CD; Serial: TP:1874
- Measurement SW: DASY52, Version 52.8 (8);

Area Scan (61x111x1): Interpolated grid: dx=1.500 mm, dy=1.500 mm

Maximum value of SAR (interpolated) = 0.367 W/kg


Zoom Scan (6x6x7)/Cube 0: Measurement grid: dx=8mm, dy=8mm, dz=5mm

Reference Value = 4.792 V/m; Power Drift = 0.11 dB

Peak SAR (extrapolated) = 0.396 W/kg

SAR(1 g) = 0.310 W/kg; SAR(10 g) = 0.239 W/kg

Maximum value of SAR (measured) = 0.365 W/kg



Test Plot 4#: GSM 850_Head Right Tilt_Middle**DUT: Mobile Phone; Type: Astro 5 GO LTE; Serial: 18121800120**

Communication System: Generic GSM; Frequency: 836.6 MHz; Duty Cycle: 1:8
Medium parameters used: $f = 836.6$ MHz; $\sigma = 0.877$ S/m; $\epsilon_r = 42.271$; $\rho = 1000$ kg/m³ ;
Phantom section: Right Section

DASY5 Configuration:

- Probe: EX3DV4 - SN7441; ConvF(10.05, 10.05, 10.05); Calibrated: 2018/12/13;
- Sensor-Surface: 1.4mm (Mechanical Surface Detection)
- Electronics: DAE3 Sn471; Calibrated: 2018/12/3
- Phantom: SAM (30deg probe tilt) with CRP v5.0_20150321; Type: QD000P40CD; Serial: TP:1874
- Measurement SW: DASY52, Version 52.8 (8);

Area Scan (61x111x1): Interpolated grid: dx=1.500 mm, dy=1.500 mm

Maximum value of SAR (interpolated) = 0.176 W/kg


Zoom Scan (6x6x7)/Cube 0: Measurement grid: dx=8mm, dy=8mm, dz=5mm

Reference Value = 7.492 V/m; Power Drift = -0.11 dB

Peak SAR (extrapolated) = 0.181 W/kg

SAR(1 g) = 0.153 W/kg; SAR(10 g) = 0.123 W/kg

Maximum value of SAR (measured) = 0.172 W/kg



Test Plot 5#: GSM 850_Body Worn Back_Middle**DUT: Mobile Phone; Type: Astro 5 GO LTE; Serial: 18121800120**

Communication System: Generic GSM; Frequency: 836.6 MHz; Duty Cycle: 1:8
 Medium parameters used: $f = 836.6$ MHz; $\sigma = 0.961$ S/m; $\epsilon_r = 57.187$; $\rho = 1000$ kg/m³ ;
 Phantom section: Flat Section

DASY5 Configuration:

- Probe: EX3DV4 - SN7441; ConvF(10.19, 10.19, 10.19); Calibrated: 2018/12/13;
- Sensor-Surface: 1.4mm (Mechanical Surface Detection)
- Electronics: DAE3 Sn471; Calibrated: 2018/12/3
- Phantom: SAM (30deg probe tilt) with CRP v5.0_20150321; Type: QD000P40CD; Serial: TP:1874
- Measurement SW: DASY52, Version 52.8 (8);

Area Scan (61x111x1): Interpolated grid: dx=1.500 mm, dy=1.500 mm

Maximum value of SAR (interpolated) = 0.373 W/kg

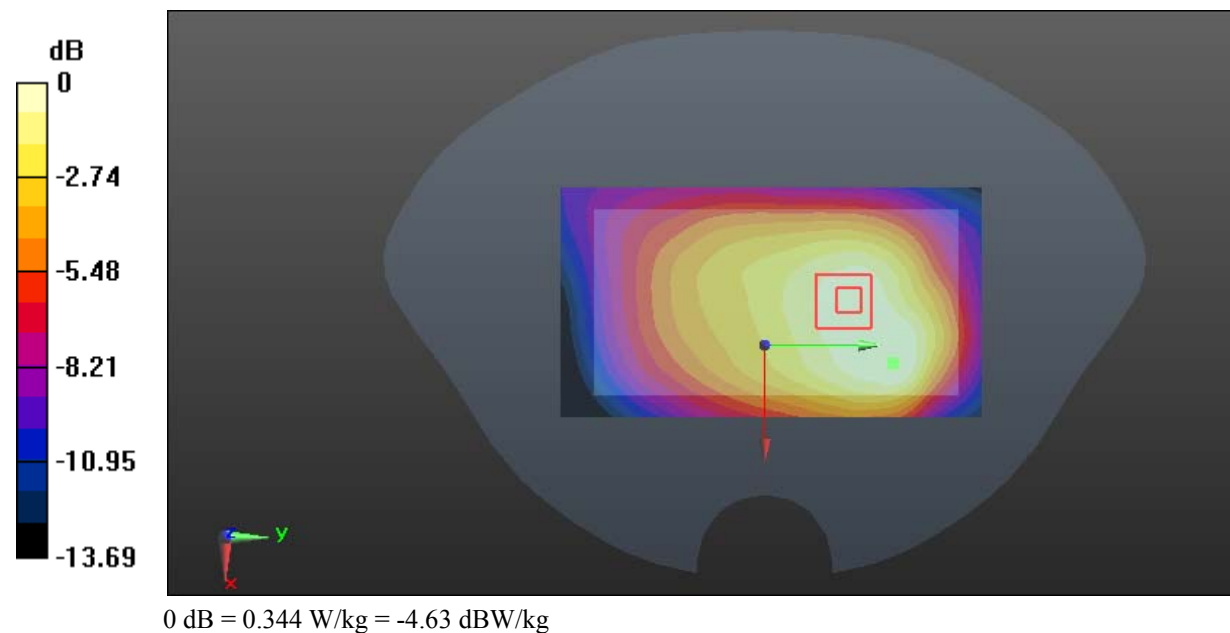
Zoom Scan (8x8x7)/Cube 0: Measurement grid: dx=8mm, dy=8mm, dz=5mm

Reference Value = 13.56 V/m; Power Drift = 0.01 dB

Peak SAR (extrapolated) = 0.408 W/kg

SAR(1 g) = 0.266 W/kg; SAR(10 g) = 0.188 W/kg

Maximum value of SAR (measured) = 0.344 W/kg



Test Plot 6#: GSM 850_Body Back_Middle**DUT: Mobile Phone; Type: Astro 5 GO LTE; Serial: 18121800120**

Communication System: Generic GPRS-2 slots; Frequency: 836.6 MHz; Duty Cycle: 1:4
 Medium parameters used: $f = 836.6$ MHz; $\sigma = 0.961$ S/m; $\epsilon_r = 57.187$; $\rho = 1000$ kg/m³ ;
 Phantom section: Flat Section

DASY5 Configuration:

- Probe: EX3DV4 - SN7441; ConvF(10.19, 10.19, 10.19); Calibrated: 2018/12/13;
- Sensor-Surface: 1.4mm (Mechanical Surface Detection)
- Electronics: DAE3 Sn471; Calibrated: 2018/12/3
- Phantom: SAM (30deg probe tilt) with CRP v5.0_20150321; Type: QD000P40CD; Serial: TP:1874
- Measurement SW: DASY52, Version 52.8 (8);

Area Scan (61x111x1): Interpolated grid: dx=1.500 mm, dy=1.500 mm

Maximum value of SAR (interpolated) = 0.393 W/kg

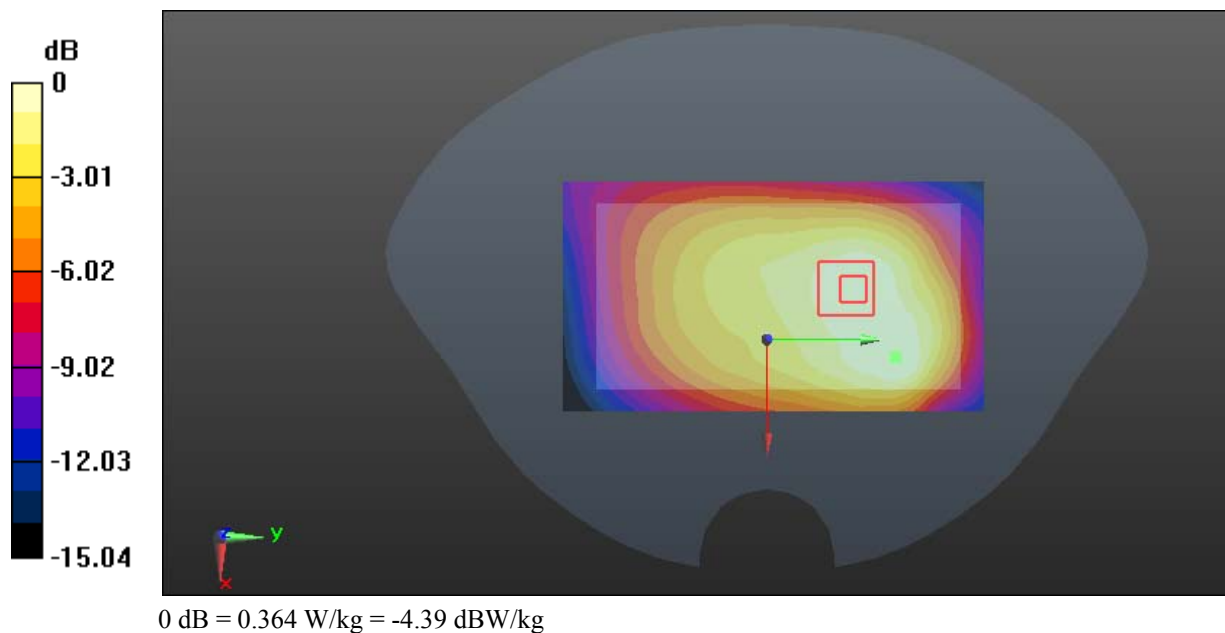
Zoom Scan (8x8x7)/Cube 0: Measurement grid: dx=8mm, dy=8mm, dz=5mm

Reference Value = 15.07 V/m; Power Drift = -0.11 dB

Peak SAR (extrapolated) = 0.425 W/kg

SAR(1 g) = 0.285 W/kg; SAR(10 g) = 0.199 W/kg

Maximum value of SAR (measured) = 0.364 W/kg



Test Plot 7#: GSM 850_Body Right_Middle**DUT: Mobile Phone; Type: Astro 5 GO LTE; Serial: 18121800120**

Communication System: Generic GPRS-2 slots; Frequency: 836.6 MHz; Duty Cycle: 1:4
Medium parameters used: $f = 836.6$ MHz; $\sigma = 0.961$ S/m; $\epsilon_r = 57.187$; $\rho = 1000$ kg/m³ ;
Phantom section: Flat Section

DASY5 Configuration:

- Probe: EX3DV4 - SN7441; ConvF(10.19, 10.19, 10.19); Calibrated: 2018/12/13;
- Sensor-Surface: 1.4mm (Mechanical Surface Detection)
- Electronics: DAE3 Sn471; Calibrated: 2018/12/3
- Phantom: SAM (30deg probe tilt) with CRP v5.0_20150321; Type: QD000P40CD; Serial: TP:1874
- Measurement SW: DASY52, Version 52.8 (8);

Area Scan (41x111x1): Interpolated grid: dx=1.500 mm, dy=1.500 mm

Maximum value of SAR (interpolated) = 0.155 W/kg

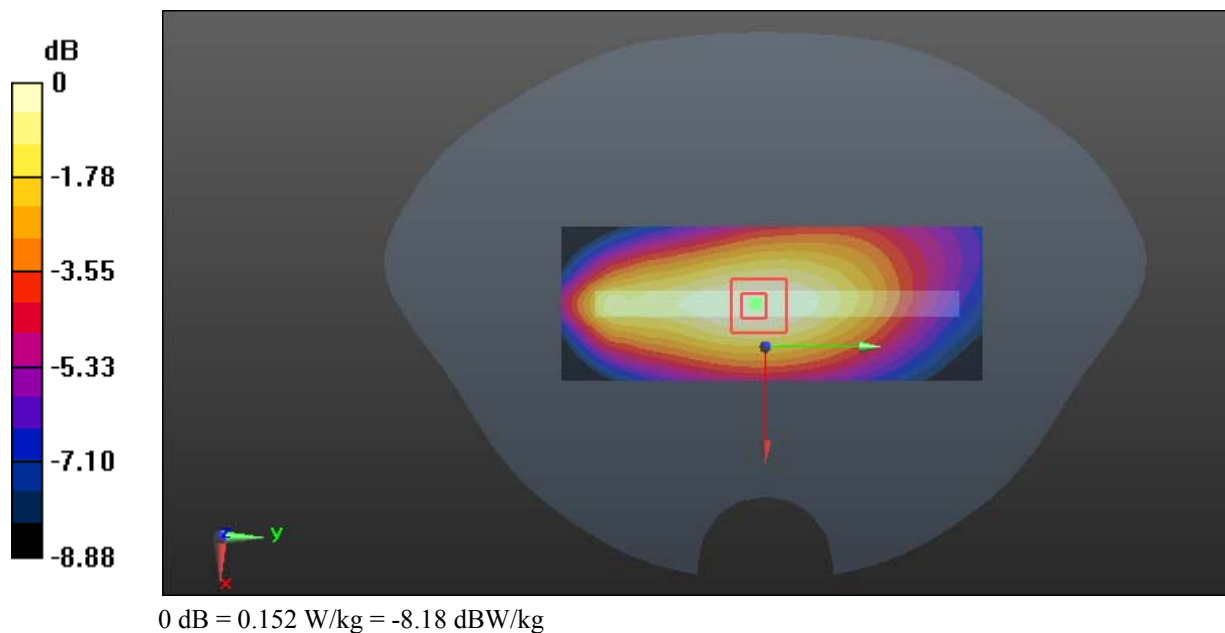
Zoom Scan (5x5x7)/Cube 0: Measurement grid: dx=8mm, dy=8mm, dz=5mm

Reference Value = 11.44 V/m; Power Drift = 0.03 dB

Peak SAR (extrapolated) = 0.171 W/kg

SAR(1 g) = 0.119 W/kg; SAR(10 g) = 0.084 W/kg

Maximum value of SAR (measured) = 0.152 W/kg



Test Plot 8#: GSM 850_Body Bottom_Middle**DUT: Mobile Phone; Type: Astro 5 GO LTE; Serial: 18121800120**

Communication System: Generic GPRS-2 slots; Frequency: 836.6 MHz; Duty Cycle: 1:4
Medium parameters used: $f = 836.6$ MHz; $\sigma = 0.961$ S/m; $\epsilon_r = 57.187$; $\rho = 1000$ kg/m³ ;
Phantom section: Flat Section

DASY5 Configuration:

- Probe: EX3DV4 - SN7441; ConvF(10.19, 10.19, 10.19); Calibrated: 2018/12/13;
- Sensor-Surface: 1.4mm (Mechanical Surface Detection)
- Electronics: DAE3 Sn471; Calibrated: 2018/12/3
- Phantom: SAM (30deg probe tilt) with CRP v5.0_20150321; Type: QD000P40CD; Serial: TP:1874
- Measurement SW: DASY52, Version 52.8 (8);

Area Scan (41x61x1): Interpolated grid: dx=1.500 mm, dy=1.500 mm

Maximum value of SAR (interpolated) = 0.313 W/kg

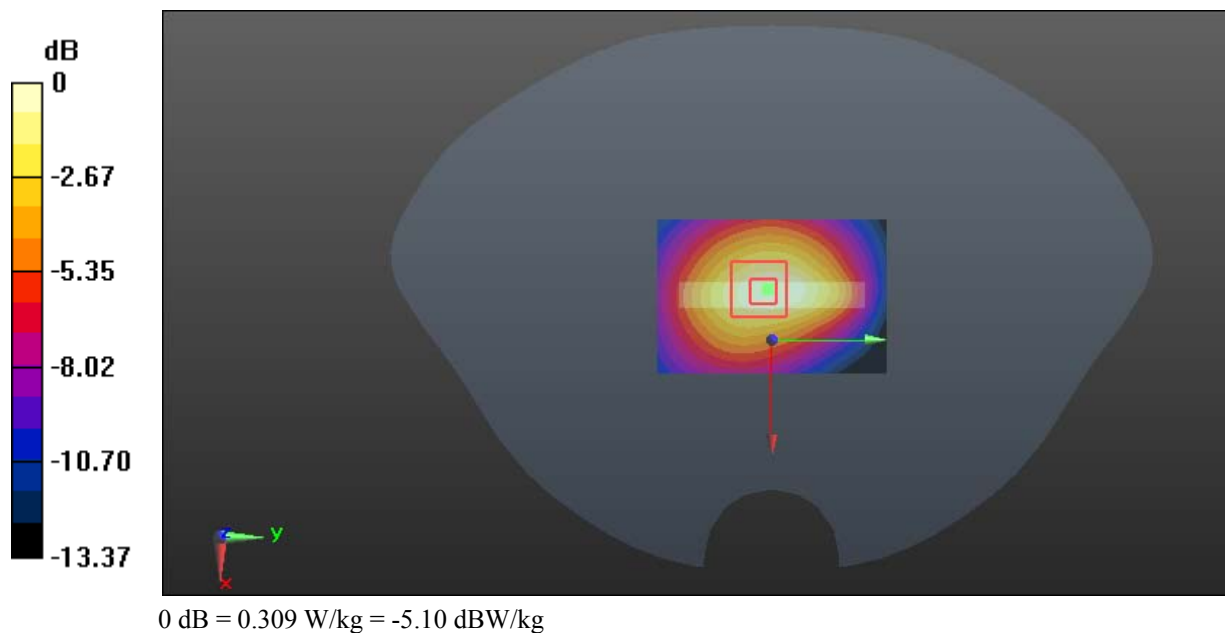
Zoom Scan (5x5x7)/Cube 0: Measurement grid: dx=8mm, dy=8mm, dz=5mm

Reference Value = 14.66 V/m; Power Drift = 0.05 dB

Peak SAR (extrapolated) = 0.384 W/kg

SAR(1 g) = 0.206 W/kg; SAR(10 g) = 0.127 W/kg

Maximum value of SAR (measured) = 0.309 W/kg



Test Plot 9#: GSM 1900_Head Left Cheek_Middle**DUT: Mobile Phone; Type: Astro 5 GO LTE; Serial: 18121800120**

Communication System: Generic GSM; Frequency: 1880 MHz; Duty Cycle: 1:8
Medium parameters used: $f = 1880$ MHz; $\sigma = 1.373$ S/m; $\epsilon_r = 40.384$; $\rho = 1000$ kg/m³ ;
Phantom section: Left Section

DASY5 Configuration:

- Probe: EX3DV4 - SN7441; ConvF(7.97, 7.97, 7.97); Calibrated: 2018/12/13;
- Sensor-Surface: 1.4mm (Mechanical Surface Detection)
- Electronics: DAE3 Sn471; Calibrated: 2018/12/3
- Phantom: SAM (30deg probe tilt) with CRP v5.0_20150321; Type: QD000P40CD; Serial: TP:1874
- Measurement SW: DASY52, Version 52.8 (8);

Area Scan (61x111x1): Interpolated grid: dx=1.500 mm, dy=1.500 mm

Maximum value of SAR (interpolated) = 0.106 W/kg

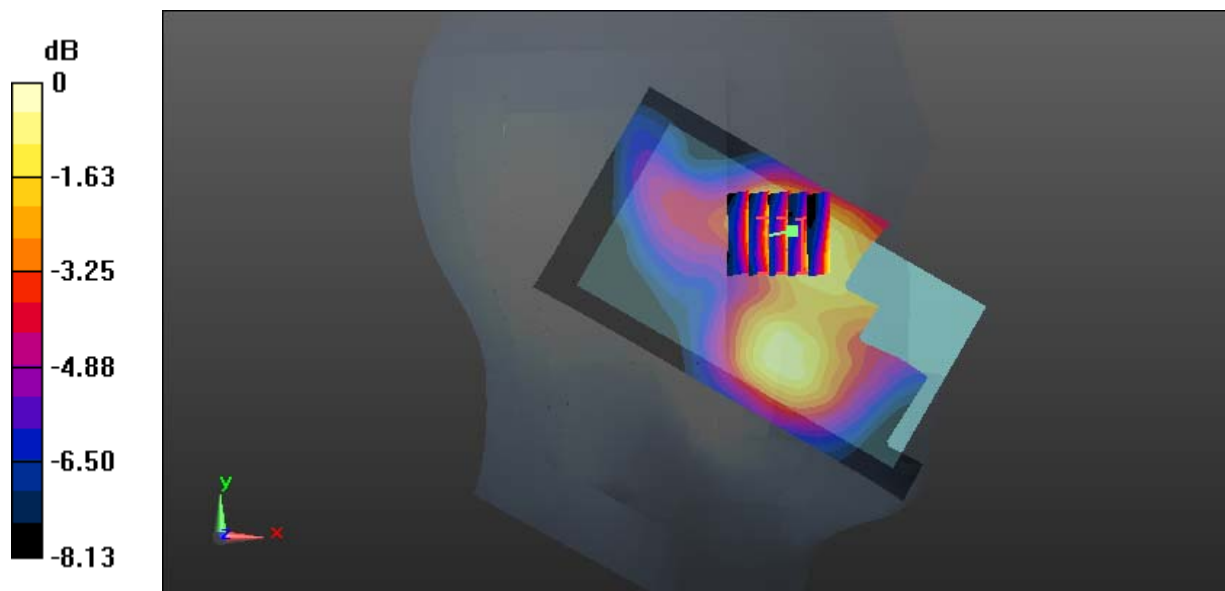
Zoom Scan (5x5x7)/Cube 0: Measurement grid: dx=8mm, dy=8mm, dz=5mm

Reference Value = 4.464 V/m; Power Drift = 0.15 dB

Peak SAR (extrapolated) = 0.123 W/kg

SAR(1 g) = 0.081 W/kg; SAR(10 g) = 0.055 W/kg

Maximum value of SAR (measured) = 0.108 W/kg



0 dB = 0.108 W/kg = -9.67 dBW/kg

Test Plot 10#: GSM 1900_Head Left Tilt_Middle**DUT: Mobile Phone; Type: Astro 5 GO LTE; Serial: 18121800120**

Communication System: Generic GSM; Frequency: 1880 MHz; Duty Cycle: 1:8
Medium parameters used: $f = 1880$ MHz; $\sigma = 1.373$ S/m; $\epsilon_r = 40.384$; $\rho = 1000$ kg/m³ ;
Phantom section: Left Section

DASY5 Configuration:

- Probe: EX3DV4 - SN7441; ConvF(7.97, 7.97, 7.97); Calibrated: 2018/12/13;
- Sensor-Surface: 1.4mm (Mechanical Surface Detection)
- Electronics: DAE3 Sn471; Calibrated: 2018/12/3
- Phantom: SAM (30deg probe tilt) with CRP v5.0_20150321; Type: QD000P40CD; Serial: TP:1874
- Measurement SW: DASY52, Version 52.8 (8);

Area Scan (61x111x1): Interpolated grid: dx=1.500 mm, dy=1.500 mm

Maximum value of SAR (interpolated) = 0.0703 W/kg


Zoom Scan (5x5x7)/Cube 0: Measurement grid: dx=8mm, dy=8mm, dz=5mm

Reference Value = 5.587 V/m; Power Drift = 0.14 dB

Peak SAR (extrapolated) = 0.0800 W/kg

SAR(1 g) = 0.051 W/kg; SAR(10 g) = 0.034 W/kg

Maximum value of SAR (measured) = 0.0685 W/kg



0 dB = 0.0685 W/kg = -11.64 dBW/kg

Test Plot 11#: GSM 1900_Head Right Cheek_Middle**DUT: Mobile Phone; Type: Astro 5 GO LTE; Serial: 18121800120**

Communication System: Generic GSM; Frequency: 1880 MHz; Duty Cycle: 1:8
Medium parameters used: $f = 1880$ MHz; $\sigma = 1.373$ S/m; $\epsilon_r = 40.384$; $\rho = 1000$ kg/m³ ;
Phantom section: Right Section

DASY5 Configuration:

- Probe: EX3DV4 - SN7441; ConvF(7.97, 7.97, 7.97); Calibrated: 2018/12/13;
- Sensor-Surface: 1.4mm (Mechanical Surface Detection)
- Electronics: DAE3 Sn471; Calibrated: 2018/12/3
- Phantom: SAM (30deg probe tilt) with CRP v5.0_20150321; Type: QD000P40CD; Serial: TP:1874
- Measurement SW: DASY52, Version 52.8 (8);

Area Scan (61x111x1): Interpolated grid: dx=1.500 mm, dy=1.500 mm

Maximum value of SAR (interpolated) = 0.244 W/kg


Zoom Scan (6x6x7)/Cube 0: Measurement grid: dx=8mm, dy=8mm, dz=5mm

Reference Value = 3.978 V/m; Power Drift = 0.16 dB

Peak SAR (extrapolated) = 0.275 W/kg

SAR(1 g) = 0.168 W/kg; SAR(10 g) = 0.100 W/kg

Maximum value of SAR (measured) = 0.225 W/kg



0 dB = 0.225 W/kg = -6.48 dBW/kg

Test Plot 12#: GSM 1900_Head Right Tilt_Middle**DUT: Mobile Phone; Type: Astro 5 GO LTE; Serial: 18121800120**

Communication System: Generic GSM; Frequency: 1880 MHz; Duty Cycle: 1:8
Medium parameters used: $f = 1880$ MHz; $\sigma = 1.373$ S/m; $\epsilon_r = 40.384$; $\rho = 1000$ kg/m³ ;
Phantom section: Right Section

DASY5 Configuration:

- Probe: EX3DV4 - SN7441; ConvF(7.97, 7.97, 7.97); Calibrated: 2018/12/13;
- Sensor-Surface: 1.4mm (Mechanical Surface Detection)
- Electronics: DAE3 Sn471; Calibrated: 2018/12/3
- Phantom: SAM (30deg probe tilt) with CRP v5.0_20150321; Type: QD000P40CD; Serial: TP:1874
- Measurement SW: DASY52, Version 52.8 (8);

Area Scan (61x111x1): Interpolated grid: dx=1.500 mm, dy=1.500 mm

Maximum value of SAR (interpolated) = 0.100 W/kg


Zoom Scan (5x5x7)/Cube 0: Measurement grid: dx=8mm, dy=8mm, dz=5mm

Reference Value = 6.121 V/m; Power Drift = -0.15 dB

Peak SAR (extrapolated) = 0.104 W/kg

SAR(1 g) = 0.066 W/kg; SAR(10 g) = 0.042 W/kg

Maximum value of SAR (measured) = 0.0904 W/kg



0 dB = 0.0904 W/kg = -10.44 dBW/kg

Test Plot 13#: GSM 1900_Body Worn Back_Middle**DUT: Mobile Phone; Type: Astro 5 GO LTE; Serial: 18121800120**

Communication System: Generic GSM; Frequency: 1880 MHz; Duty Cycle: 1:8
Medium parameters used: $f = 1880$ MHz; $\sigma = 1.492$ S/m; $\epsilon_r = 54.165$; $\rho = 1000$ kg/m³ ;
Phantom section: Flat Section

DASY5 Configuration:

- Probe: EX3DV4 - SN7441; ConvF(7.7, 7.7, 7.7); Calibrated: 2018/12/13;
- Sensor-Surface: 1.4mm (Mechanical Surface Detection)
- Electronics: DAE3 Sn471; Calibrated: 2018/12/3
- Phantom: SAM (30deg probe tilt) with CRP v5.0_20150321; Type: QD000P40CD; Serial: TP:1874
- Measurement SW: DASY52, Version 52.8 (8);

Area Scan (61x111x1): Interpolated grid: dx=1.500 mm, dy=1.500 mm

Maximum value of SAR (interpolated) = 0.267 W/kg

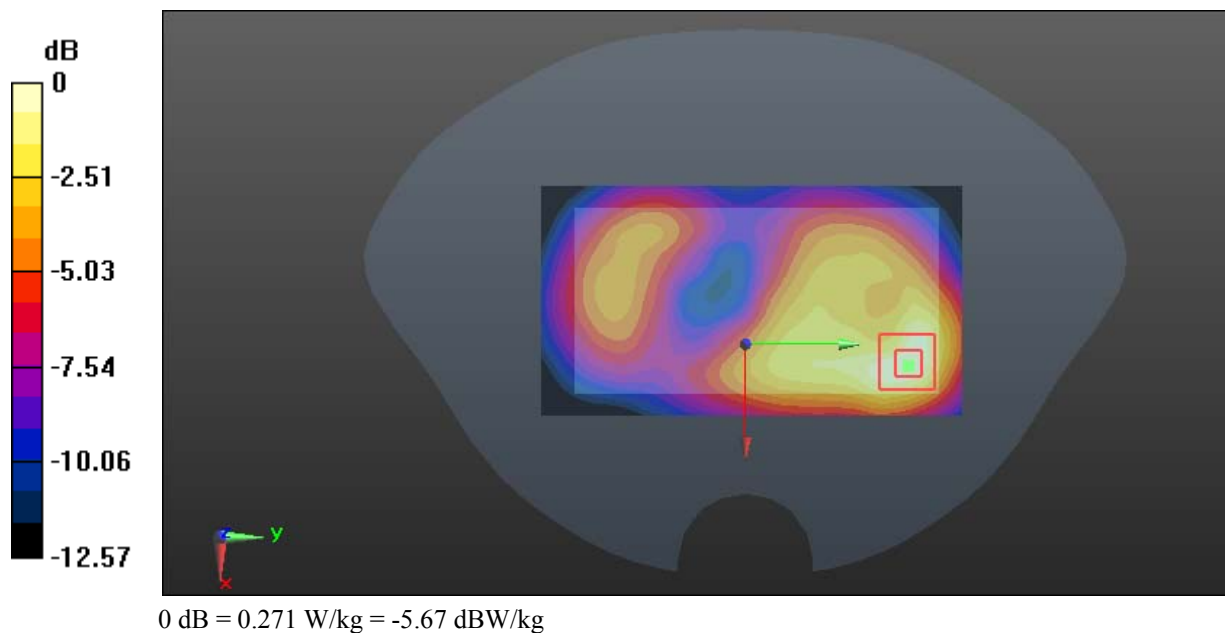
Zoom Scan (5x5x7)/Cube 0: Measurement grid: dx=8mm, dy=8mm, dz=5mm

Reference Value = 4.969 V/m; Power Drift = -0.15 dB

Peak SAR (extrapolated) = 0.321 W/kg

SAR(1 g) = 0.189 W/kg; SAR(10 g) = 0.112 W/kg

Maximum value of SAR (measured) = 0.271 W/kg



Test Plot 14#: GSM 1900_Body Back_Middle**DUT: Mobile Phone; Type: Astro 5 GO LTE; Serial: 18121800120**

Communication System: Generic GPRS-3 slots; Frequency: 1880 MHz; Duty Cycle: 1:2.66
Medium parameters used: $f = 1880$ MHz; $\sigma = 1.492$ S/m; $\epsilon_r = 54.165$; $\rho = 1000$ kg/m³ ;
Phantom section: Flat Section

DASY5 Configuration:

- Probe: EX3DV4 - SN7441; ConvF(7.7, 7.7, 7.7); Calibrated: 2018/12/13;
- Sensor-Surface: 1.4mm (Mechanical Surface Detection)
- Electronics: DAE3 Sn471; Calibrated: 2018/12/3
- Phantom: SAM (30deg probe tilt) with CRP v5.0_20150321; Type: QD000P40CD; Serial: TP:1874
- Measurement SW: DASY52, Version 52.8 (8);

Area Scan (61x111x1): Interpolated grid: dx=1.500 mm, dy=1.500 mm

Maximum value of SAR (interpolated) = 0.526 W/kg

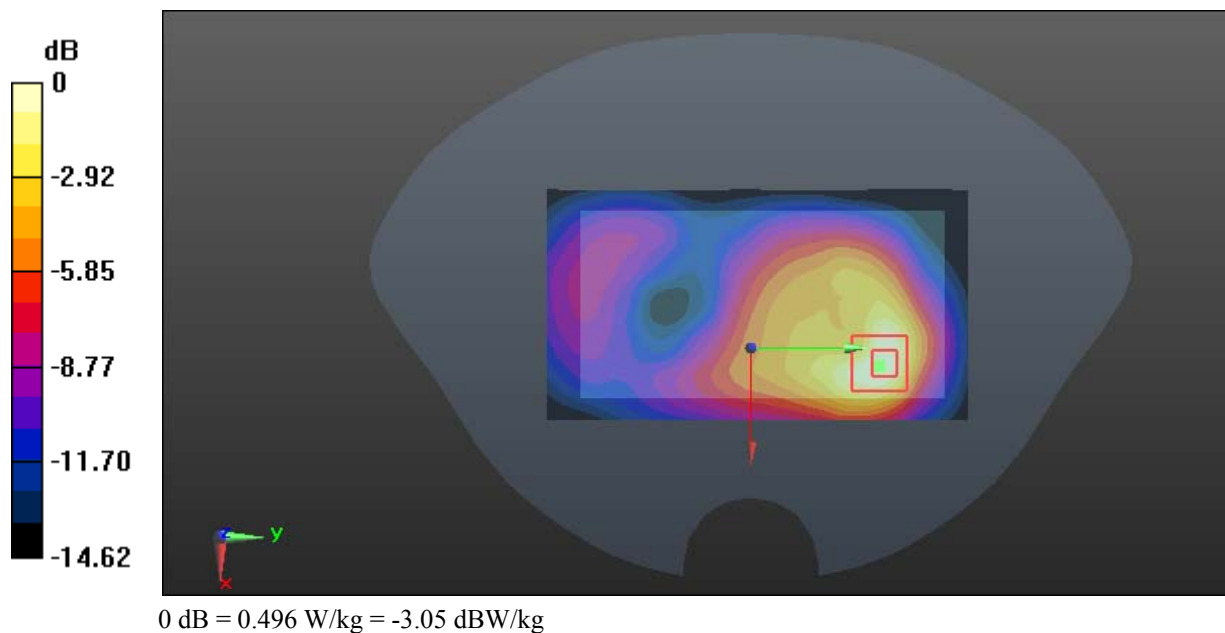
Zoom Scan (5x5x7)/Cube 0: Measurement grid: dx=8mm, dy=8mm, dz=5mm

Reference Value = 8.195 V/m; Power Drift = -0.07 dB

Peak SAR (extrapolated) = 0.585 W/kg

SAR(1 g) = 0.338 W/kg; SAR(10 g) = 0.189 W/kg

Maximum value of SAR (measured) = 0.496 W/kg



Test Plot 15#: GSM 1900_Body Right_Middle**DUT: Mobile Phone; Type: Astro 5 GO LTE; Serial: 18121800120**

Communication System: Generic GPRS-3 slots; Frequency: 1880 MHz; Duty Cycle: 1:2.66
Medium parameters used: $f = 1880$ MHz; $\sigma = 1.492$ S/m; $\epsilon_r = 54.165$; $\rho = 1000$ kg/m³ ;
Phantom section: Flat Section

DASY5 Configuration:

- Probe: EX3DV4 - SN7441; ConvF(7.7, 7.7, 7.7); Calibrated: 2018/12/13;
- Sensor-Surface: 1.4mm (Mechanical Surface Detection)
- Electronics: DAE3 Sn471; Calibrated: 2018/12/3
- Phantom: SAM (30deg probe tilt) with CRP v5.0_20150321; Type: QD000P40CD; Serial: TP:1874
- Measurement SW: DASY52, Version 52.8 (8);

Area Scan (41x111x1): Interpolated grid: dx=1.500 mm, dy=1.500 mm

Maximum value of SAR (interpolated) = 0.111 W/kg

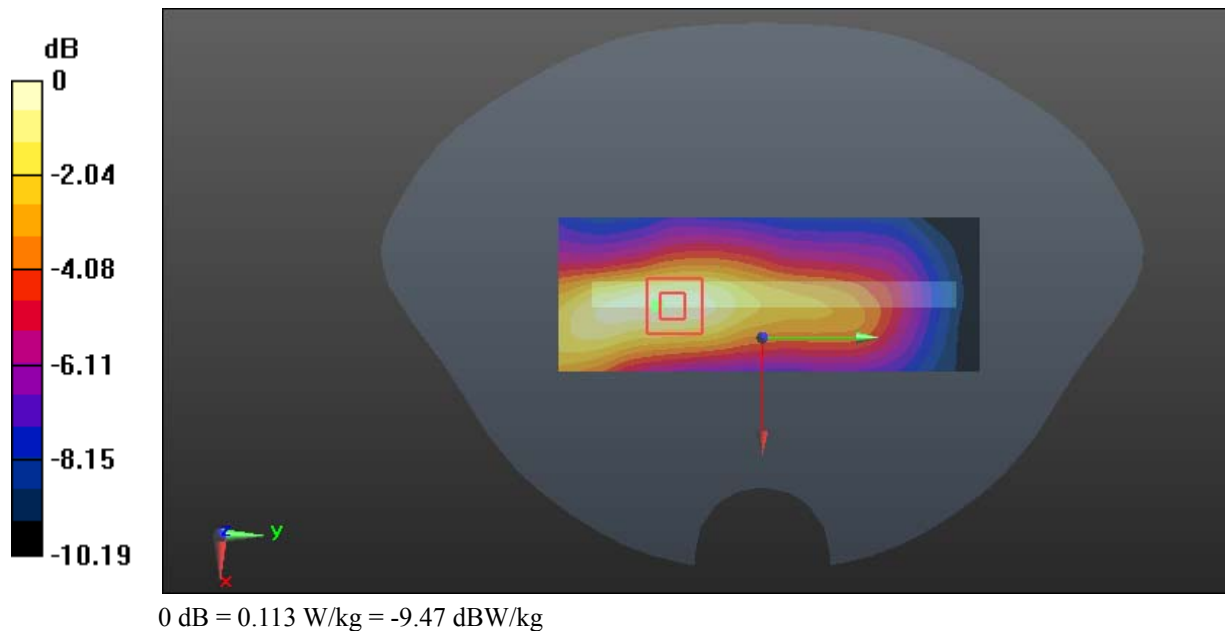
Zoom Scan (5x6x7)/Cube 0: Measurement grid: dx=8mm, dy=8mm, dz=5mm

Reference Value = 6.140 V/m; Power Drift = 0.16 dB

Peak SAR (extrapolated) = 0.131 W/kg

SAR(1 g) = 0.082 W/kg; SAR(10 g) = 0.053 W/kg

Maximum value of SAR (measured) = 0.113 W/kg



Test Plot 16#: GSM 1900_Body Bottom_Middle**DUT: Mobile Phone; Type: Astro 5 GO LTE; Serial: 18121800120**

Communication System: Generic GPRS-3 slots; Frequency: 1880 MHz; Duty Cycle: 1:2.66
Medium parameters used: $f = 1880$ MHz; $\sigma = 1.492$ S/m; $\epsilon_r = 54.165$; $\rho = 1000$ kg/m³ ;
Phantom section: Flat Section

DASY5 Configuration:

- Probe: EX3DV4 - SN7441; ConvF(7.7, 7.7, 7.7); Calibrated: 2018/12/13;
- Sensor-Surface: 1.4mm (Mechanical Surface Detection)
- Electronics: DAE3 Sn471; Calibrated: 2018/12/3
- Phantom: SAM (30deg probe tilt) with CRP v5.0_20150321; Type: QD000P40CD; Serial: TP:1874
- Measurement SW: DASY52, Version 52.8 (8);

Area Scan (41x61x1): Interpolated grid: dx=1.500 mm, dy=1.500 mm

Maximum value of SAR (interpolated) = 0.317 W/kg

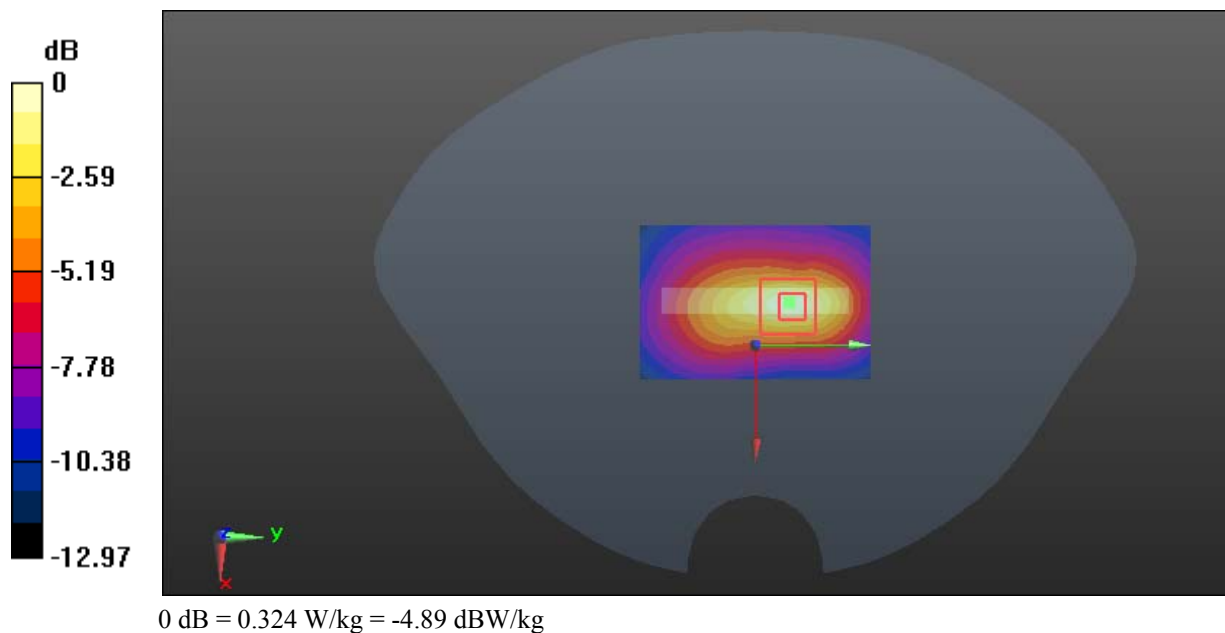
Zoom Scan (5x5x7)/Cube 0: Measurement grid: dx=8mm, dy=8mm, dz=5mm

Reference Value = 11.31 V/m; Power Drift = -0.04 dB

Peak SAR (extrapolated) = 0.379 W/kg

SAR(1 g) = 0.222 W/kg; SAR(10 g) = 0.124 W/kg

Maximum value of SAR (measured) = 0.324 W/kg



Test Plot 17#: WCDMA Band 2_Head Left Cheek_Middle**DUT: Mobile Phone; Type: Astro 5 GO LTE; Serial: 18121800120**

Communication System: WCDMA; Frequency: 1880 MHz; Duty Cycle: 1:1
Medium parameters used: $f = 1880$ MHz; $\sigma = 1.373$ S/m; $\epsilon_r = 40.384$; $\rho = 1000$ kg/m³ ;
Phantom section: Left Section

DASY5 Configuration:

- Probe: EX3DV4 - SN7441; ConvF(7.97, 7.97, 7.97); Calibrated: 2018/12/13;
- Sensor-Surface: 1.4mm (Mechanical Surface Detection)
- Electronics: DAE3 Sn471; Calibrated: 2018/12/3
- Phantom: SAM (30deg probe tilt) with CRP v5.0_20150321; Type: QD000P40CD; Serial: TP:1874
- Measurement SW: DASY52, Version 52.8 (8);

Area Scan (61x111x1): Interpolated grid: dx=1.500 mm, dy=1.500 mm

Maximum value of SAR (interpolated) = 0.202 W/kg

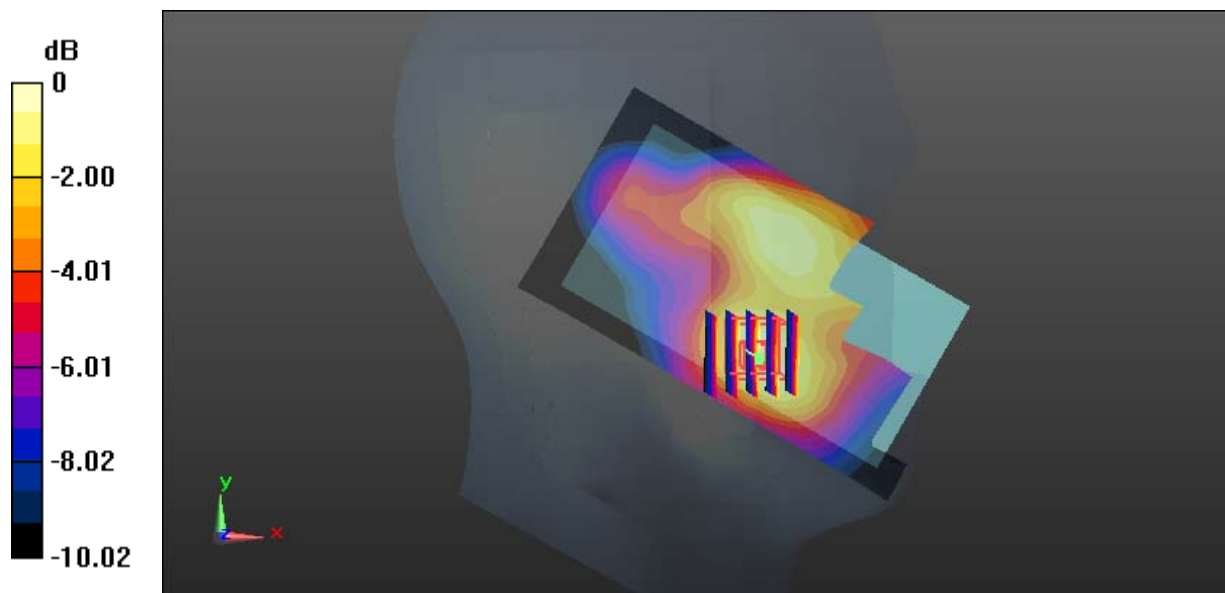
Zoom Scan (5x5x7)/Cube 0: Measurement grid: dx=8mm, dy=8mm, dz=5mm

Reference Value = 6.675 V/m; Power Drift = -0.10 dB

Peak SAR (extrapolated) = 0.247 W/kg

SAR(1 g) = 0.157 W/kg; SAR(10 g) = 0.099 W/kg

Maximum value of SAR (measured) = 0.214 W/kg



Test Plot 18#: WCDMA Band 2_Head Left Tilt_Middle**DUT: Mobile Phone; Type: Astro 5 GO LTE; Serial: 18121800120**

Communication System: WCDMA; Frequency: 1880 MHz; Duty Cycle: 1:1
Medium parameters used: $f = 1880$ MHz; $\sigma = 1.373$ S/m; $\epsilon_r = 40.384$; $\rho = 1000$ kg/m³ ;
Phantom section: Left Section

DASY5 Configuration:

- Probe: EX3DV4 - SN7441; ConvF(7.97, 7.97, 7.97); Calibrated: 2018/12/13;
- Sensor-Surface: 1.4mm (Mechanical Surface Detection)
- Electronics: DAE3 Sn471; Calibrated: 2018/12/3
- Phantom: SAM (30deg probe tilt) with CRP v5.0_20150321; Type: QD000P40CD; Serial: TP:1874
- Measurement SW: DASY52, Version 52.8 (8);

Area Scan (61x111x1): Interpolated grid: dx=1.500 mm, dy=1.500 mm

Maximum value of SAR (interpolated) = 0.175 W/kg


Zoom Scan (5x5x7)/Cube 0: Measurement grid: dx=8mm, dy=8mm, dz=5mm

Reference Value = 9.885 V/m; Power Drift = -0.18 dB

Peak SAR (extrapolated) = 0.190 W/kg

SAR(1 g) = 0.117 W/kg; SAR(10 g) = 0.072 W/kg

Maximum value of SAR (measured) = 0.163 W/kg



0 dB = 0.163 W/kg = -7.88 dBW/kg

Test Plot 19#: WCDMA Band 2_Head Right Cheek_Middle**DUT: Mobile Phone; Type: Astro 5 GO LTE; Serial: 18121800120**

Communication System: WCDMA; Frequency: 1880 MHz; Duty Cycle: 1:1
Medium parameters used: $f = 1880$ MHz; $\sigma = 1.373$ S/m; $\epsilon_r = 40.384$; $\rho = 1000$ kg/m³ ;
Phantom section: Right Section

DASY5 Configuration:

- Probe: EX3DV4 - SN7441; ConvF(7.97, 7.97, 7.97); Calibrated: 2018/12/13;
- Sensor-Surface: 1.4mm (Mechanical Surface Detection)
- Electronics: DAE3 Sn471; Calibrated: 2018/12/3
- Phantom: SAM (30deg probe tilt) with CRP v5.0_20150321; Type: QD000P40CD; Serial: TP:1874
- Measurement SW: DASY52, Version 52.8 (8);

Area Scan (61x111x1): Interpolated grid: dx=1.500 mm, dy=1.500 mm

Maximum value of SAR (interpolated) = 0.374 W/kg


Zoom Scan (6x6x7)/Cube 0: Measurement grid: dx=8mm, dy=8mm, dz=5mm

Reference Value = 5.696 V/m; Power Drift = 0.11 dB

Peak SAR (extrapolated) = 0.395 W/kg

SAR(1 g) = 0.242 W/kg; SAR(10 g) = 0.143 W/kg

Maximum value of SAR (measured) = 0.321 W/kg



0 dB = 0.321 W/kg = -4.93 dBW/kg

Test Plot 20#: WCDMA Band 2_Head Right Tilt_Middle**DUT: Mobile Phone; Type: Astro 5 GO LTE; Serial: 18121800120**

Communication System: WCDMA; Frequency: 1880 MHz; Duty Cycle: 1:1
Medium parameters used: $f = 1880$ MHz; $\sigma = 1.373$ S/m; $\epsilon_r = 40.384$; $\rho = 1000$ kg/m³ ;
Phantom section: Right Section

DASY5 Configuration:

- Probe: EX3DV4 - SN7441; ConvF(7.97, 7.97, 7.97); Calibrated: 2018/12/13;
- Sensor-Surface: 1.4mm (Mechanical Surface Detection)
- Electronics: DAE3 Sn471; Calibrated: 2018/12/3
- Phantom: SAM (30deg probe tilt) with CRP v5.0_20150321; Type: QD000P40CD; Serial: TP:1874
- Measurement SW: DASY52, Version 52.8 (8);

Area Scan (61x111x1): Interpolated grid: dx=1.500 mm, dy=1.500 mm

Maximum value of SAR (interpolated) = 0.135 W/kg

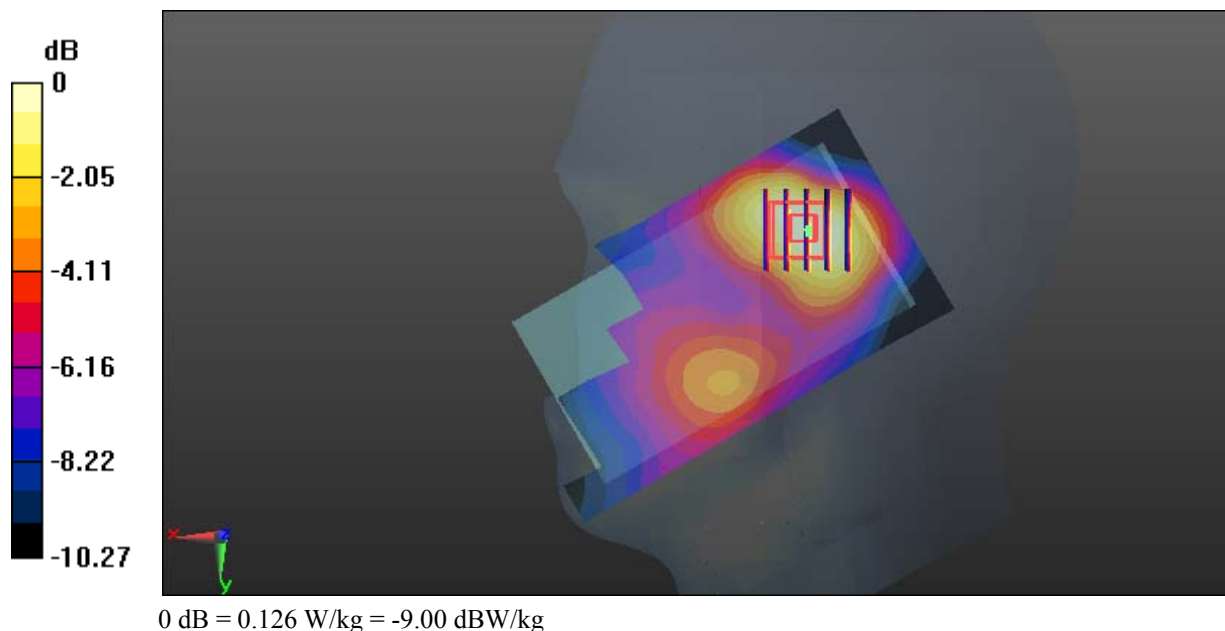
Zoom Scan (5x5x7)/Cube 0: Measurement grid: dx=8mm, dy=8mm, dz=5mm

Reference Value = 7.491 V/m; Power Drift = 0.04 dB

Peak SAR (extrapolated) = 0.143 W/kg

SAR(1 g) = 0.095 W/kg; SAR(10 g) = 0.061 W/kg

Maximum value of SAR (measured) = 0.126 W/kg



Test Plot 21#: WCDMA Band 2_Body Back_Middle**DUT: Mobile Phone; Type: Astro 5 GO LTE; Serial: 18121800120**

Communication System: WCDMA; Frequency: 1880 MHz; Duty Cycle: 1:1
Medium parameters used: $f = 1880$ MHz; $\sigma = 1.492$ S/m; $\epsilon_r = 54.165$; $\rho = 1000$ kg/m³ ;
Phantom section: Flat Section

DASY5 Configuration:

- Probe: EX3DV4 - SN7441; ConvF(7.7, 7.7, 7.7); Calibrated: 2018/12/13;
- Sensor-Surface: 1.4mm (Mechanical Surface Detection)
- Electronics: DAE3 Sn471; Calibrated: 2018/12/3
- Phantom: SAM (30deg probe tilt) with CRP v5.0_20150321; Type: QD000P40CD; Serial: TP:1874
- Measurement SW: DASY52, Version 52.8 (8);

Area Scan (61x111x1): Interpolated grid: dx=1.500 mm, dy=1.500 mm

Maximum value of SAR (interpolated) = 0.536 W/kg

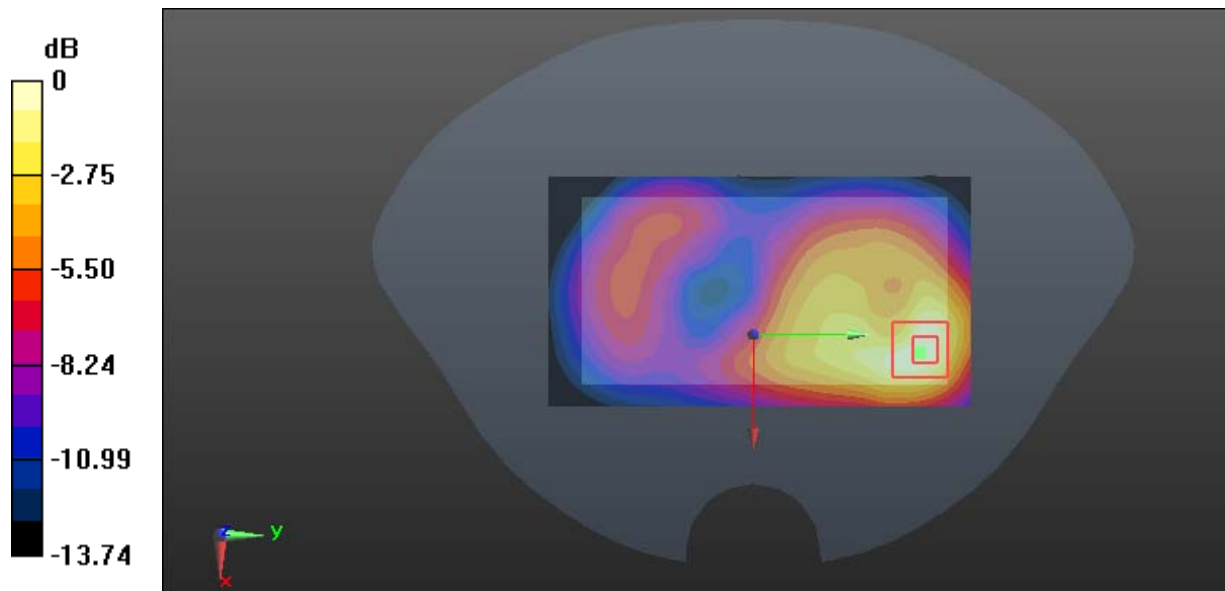
Zoom Scan (5x5x7)/Cube 0: Measurement grid: dx=8mm, dy=8mm, dz=5mm

Reference Value = 6.138 V/m; Power Drift = 0.15 dB

Peak SAR (extrapolated) = 0.644 W/kg

SAR(1 g) = 0.387 W/kg; SAR(10 g) = 0.225 W/kg

Maximum value of SAR (measured) = 0.551 W/kg



Test Plot 22#: WCDMA Band 2_Body Right_Middle**DUT: Mobile Phone; Type: Astro 5 GO LTE; Serial: 18121800120**

Communication System: WCDMA; Frequency: 1880 MHz; Duty Cycle: 1:1
 Medium parameters used: $f = 1880$ MHz; $\sigma = 1.492$ S/m; $\epsilon_r = 54.165$; $\rho = 1000$ kg/m³ ;
 Phantom section: Flat Section

DASY5 Configuration:

- Probe: EX3DV4 - SN7441; ConvF(7.7, 7.7, 7.7); Calibrated: 2018/12/13;
- Sensor-Surface: 1.4mm (Mechanical Surface Detection)
- Electronics: DAE3 Sn471; Calibrated: 2018/12/3
- Phantom: SAM (30deg probe tilt) with CRP v5.0_20150321; Type: QD000P40CD; Serial: TP:1874
- Measurement SW: DASY52, Version 52.8 (8);

Area Scan (41x111x1): Interpolated grid: dx=1.500 mm, dy=1.500 mm

Maximum value of SAR (interpolated) = 0.308 W/kg

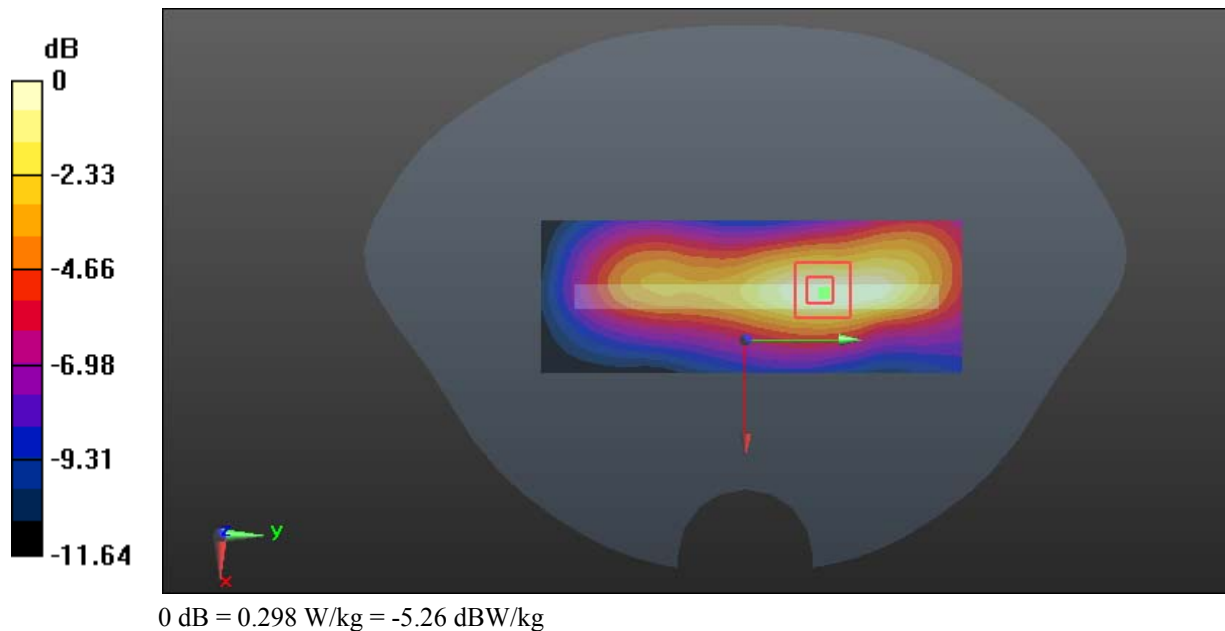
Zoom Scan (5x5x7)/Cube 0: Measurement grid: dx=8mm, dy=8mm, dz=5mm

Reference Value = 9.778 V/m; Power Drift = 0.11 dB

Peak SAR (extrapolated) = 0.350 W/kg

SAR(1 g) = 0.215 W/kg; SAR(10 g) = 0.133 W/kg

Maximum value of SAR (measured) = 0.298 W/kg



Test Plot 23#: WCDMA Band 2_Body Bottom_Middle**DUT: Mobile Phone; Type: Astro 5 GO LTE; Serial: 18121800120**

Communication System: WCDMA; Frequency: 1880 MHz; Duty Cycle: 1:1
Medium parameters used: $f = 1880$ MHz; $\sigma = 1.492$ S/m; $\epsilon_r = 54.165$; $\rho = 1000$ kg/m³ ;
Phantom section: Flat Section

DASY5 Configuration:

- Probe: EX3DV4 - SN7441; ConvF(7.7, 7.7, 7.7); Calibrated: 2018/12/13;
- Sensor-Surface: 1.4mm (Mechanical Surface Detection)
- Electronics: DAE3 Sn471; Calibrated: 2018/12/3
- Phantom: SAM (30deg probe tilt) with CRP v5.0_20150321; Type: QD000P40CD; Serial: TP:1874
- Measurement SW: DASY52, Version 52.8 (8);

Area Scan (41x61x1): Interpolated grid: dx=1.500 mm, dy=1.500 mm

Maximum value of SAR (interpolated) = 0.409 W/kg

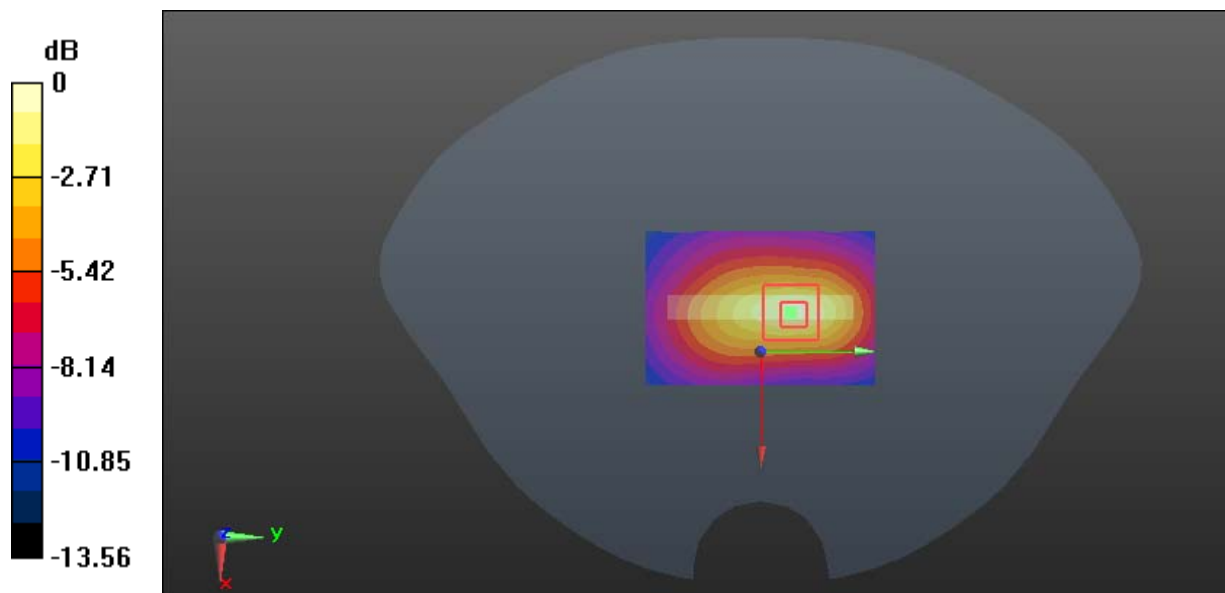
Zoom Scan (5x5x7)/Cube 0: Measurement grid: dx=8mm, dy=8mm, dz=5mm

Reference Value = 13.42 V/m; Power Drift = 0.10 dB

Peak SAR (extrapolated) = 0.545 W/kg

SAR(1 g) = 0.329 W/kg; SAR(10 g) = 0.192 W/kg

Maximum value of SAR (measured) = 0.471 W/kg



Test Plot 24#: WCDMA Band 5_Head Left Cheek_Middle**DUT: Mobile Phone; Type: Astro 5 GO LTE; Serial: 18121800120**

Communication System: WCDMA; Frequency: 836.6 MHz; Duty Cycle: 1:1
Medium parameters used: $f = 836.6$ MHz; $\sigma = 0.877$ S/m; $\epsilon_r = 42.271$; $\rho = 1000$ kg/m³ ;
Phantom section: Left Section

DASY5 Configuration:

- Probe: EX3DV4 - SN7441; ConvF(10.05, 10.05, 10.05); Calibrated: 2018/12/13;
- Sensor-Surface: 1.4mm (Mechanical Surface Detection)
- Electronics: DAE3 Sn471; Calibrated: 2018/12/3
- Phantom: SAM (30deg probe tilt) with CRP v5.0_20150321; Type: QD000P40CD; Serial: TP:1874
- Measurement SW: DASY52, Version 52.8 (8);

Area Scan (61x111x1): Interpolated grid: dx=1.500 mm, dy=1.500 mm

Maximum value of SAR (interpolated) = 0.364 W/kg

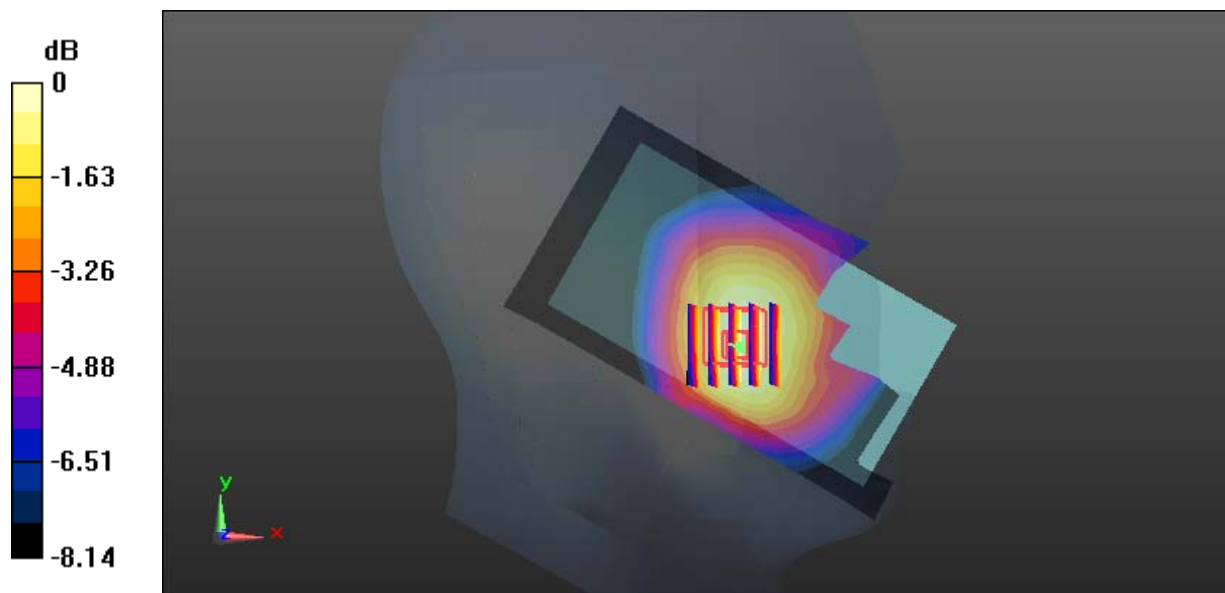
Zoom Scan (5x5x7)/Cube 0: Measurement grid: dx=8mm, dy=8mm, dz=5mm

Reference Value = 4.405 V/m; Power Drift = 0.16 dB

Peak SAR (extrapolated) = 0.397 W/kg

SAR(1 g) = 0.311 W/kg; SAR(10 g) = 0.238 W/kg

Maximum value of SAR (measured) = 0.371 W/kg



0 dB = 0.371 W/kg = -4.31 dBW/kg

Test Plot 25#: WCDMA Band 5_Head Left Tilt_Middle**DUT: Mobile Phone; Type: Astro 5 GO LTE; Serial: 18121800120**

Communication System: WCDMA; Frequency: 836.6 MHz; Duty Cycle: 1:1
Medium parameters used: $f = 836.6$ MHz; $\sigma = 0.877$ S/m; $\epsilon_r = 42.271$; $\rho = 1000$ kg/m³ ;
Phantom section: Left Section

DASY5 Configuration:

- Probe: EX3DV4 - SN7441; ConvF(10.05, 10.05, 10.05); Calibrated: 2018/12/13;
- Sensor-Surface: 1.4mm (Mechanical Surface Detection)
- Electronics: DAE3 Sn471; Calibrated: 2018/12/3
- Phantom: SAM (30deg probe tilt) with CRP v5.0_20150321; Type: QD000P40CD; Serial: TP:1874
- Measurement SW: DASY52, Version 52.8 (8);

Area Scan (61x111x1): Interpolated grid: dx=1.500 mm, dy=1.500 mm

Maximum value of SAR (interpolated) = 0.228 W/kg


Zoom Scan (5x5x7)/Cube 0: Measurement grid: dx=8mm, dy=8mm, dz=5mm

Reference Value = 8.062 V/m; Power Drift = -0.18 dB

Peak SAR (extrapolated) = 0.236 W/kg

SAR(1 g) = 0.193 W/kg; SAR(10 g) = 0.155 W/kg

Maximum value of SAR (measured) = 0.220 W/kg



0 dB = 0.220 W/kg = -6.58 dBW/kg

Test Plot 26#: WCDMA Band 5_Head Right Cheek_Middle**DUT: Mobile Phone; Type: Astro 5 GO LTE; Serial: 18121800120**

Communication System: WCDMA; Frequency: 836.6 MHz; Duty Cycle: 1:1
Medium parameters used: $f = 836.6$ MHz; $\sigma = 0.877$ S/m; $\epsilon_r = 42.271$; $\rho = 1000$ kg/m³ ;
Phantom section: Right Section

DASY5 Configuration:

- Probe: EX3DV4 - SN7441; ConvF(10.05, 10.05, 10.05); Calibrated: 2018/12/13;
- Sensor-Surface: 1.4mm (Mechanical Surface Detection)
- Electronics: DAE3 Sn471; Calibrated: 2018/12/3
- Phantom: SAM (30deg probe tilt) with CRP v5.0_20150321; Type: QD000P40CD; Serial: TP:1874
- Measurement SW: DASY52, Version 52.8 (8);

Area Scan (61x111x1): Interpolated grid: dx=1.500 mm, dy=1.500 mm

Maximum value of SAR (interpolated) = 0.375 W/kg

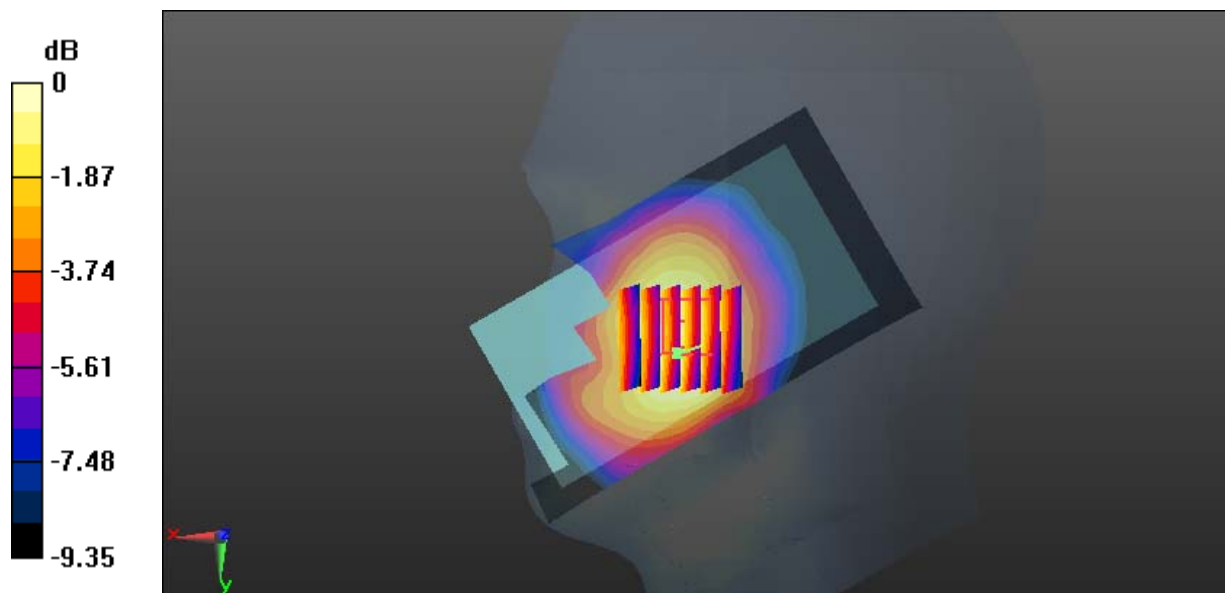
Zoom Scan (6x6x7)/Cube 0: Measurement grid: dx=8mm, dy=8mm, dz=5mm

Reference Value = 5.458 V/m; Power Drift = -0.10 dB

Peak SAR (extrapolated) = 0.413 W/kg

SAR(1 g) = 0.316 W/kg; SAR(10 g) = 0.241 W/kg

Maximum value of SAR (measured) = 0.379 W/kg



0 dB = 0.379 W/kg = -4.21 dBW/kg

Test Plot 27#: WCDMA Band 5_Head Right Tilt_Middle**DUT: Mobile Phone; Type: Astro 5 GO LTE; Serial: 18121800120**

Communication System: WCDMA; Frequency: 836.6 MHz; Duty Cycle: 1:1
Medium parameters used: $f = 836.6$ MHz; $\sigma = 0.877$ S/m; $\epsilon_r = 42.271$; $\rho = 1000$ kg/m³ ;
Phantom section: Right Section

DASY5 Configuration:

- Probe: EX3DV4 - SN7441; ConvF(10.05, 10.05, 10.05); Calibrated: 2018/12/13;
- Sensor-Surface: 1.4mm (Mechanical Surface Detection)
- Electronics: DAE3 Sn471; Calibrated: 2018/12/3
- Phantom: SAM (30deg probe tilt) with CRP v5.0_20150321; Type: QD000P40CD; Serial: TP:1874
- Measurement SW: DASY52, Version 52.8 (8);

Area Scan (61x111x1): Interpolated grid: dx=1.500 mm, dy=1.500 mm

Maximum value of SAR (interpolated) = 0.206 W/kg


Zoom Scan (6x6x7)/Cube 0: Measurement grid: dx=8mm, dy=8mm, dz=5mm

Reference Value = 8.492 V/m; Power Drift = -0.10 dB

Peak SAR (extrapolated) = 0.207 W/kg

SAR(1 g) = 0.173 W/kg; SAR(10 g) = 0.139 W/kg

Maximum value of SAR (measured) = 0.194 W/kg



Test Plot 28#: WCDMA Band 5_Body Back_Middle**DUT: Mobile Phone; Type: Astro 5 GO LTE; Serial: 18121800120**

Communication System: WCDMA; Frequency: 836.6 MHz; Duty Cycle: 1:1
 Medium parameters used: $f = 836.6$ MHz; $\sigma = 0.961$ S/m; $\epsilon_r = 57.187$; $\rho = 1000$ kg/m³ ;
 Phantom section: Flat Section

DASY5 Configuration:

- Probe: EX3DV4 - SN7441; ConvF(10.19, 10.19, 10.19); Calibrated: 2018/12/13;
- Sensor-Surface: 1.4mm (Mechanical Surface Detection)
- Electronics: DAE3 Sn471; Calibrated: 2018/12/3
- Phantom: SAM (30deg probe tilt) with CRP v5.0_20150321; Type: QD000P40CD; Serial: TP:1874
- Measurement SW: DASY52, Version 52.8 (8);

Area Scan (61x111x1): Interpolated grid: dx=1.500 mm, dy=1.500 mm

Maximum value of SAR (interpolated) = 0.337 W/kg

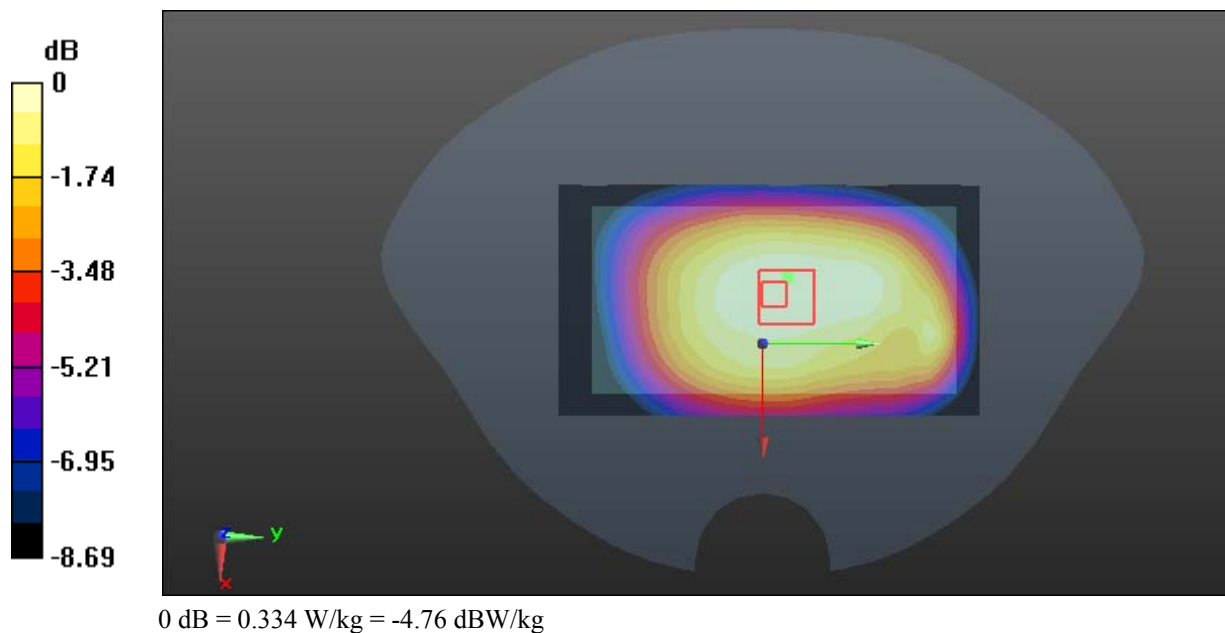
Zoom Scan (6x5x7)/Cube 0: Measurement grid: dx=8mm, dy=8mm, dz=5mm

Reference Value = 17.34 V/m; Power Drift = 0.04 dB

Peak SAR (extrapolated) = 0.363 W/kg

SAR(1 g) = 0.277 W/kg; SAR(10 g) = 0.214 W/kg

Maximum value of SAR (measured) = 0.334 W/kg



Test Plot 29#: WCDMA Band 5_Body Right_Middle**DUT: Mobile Phone; Type: Astro 5 GO LTE; Serial: 18121800120**

Communication System: WCDMA; Frequency: 836.6 MHz; Duty Cycle: 1:1
Medium parameters used: $f = 836.6$ MHz; $\sigma = 0.961$ S/m; $\epsilon_r = 57.187$; $\rho = 1000$ kg/m³ ;
Phantom section: Flat Section

DASY5 Configuration:

- Probe: EX3DV4 - SN7441; ConvF(10.19, 10.19, 10.19); Calibrated: 2018/12/13;
- Sensor-Surface: 1.4mm (Mechanical Surface Detection)
- Electronics: DAE3 Sn471; Calibrated: 2018/12/3
- Phantom: SAM (30deg probe tilt) with CRP v5.0_20150321; Type: QD000P40CD; Serial: TP:1874
- Measurement SW: DASY52, Version 52.8 (8);

Area Scan (41x111x1): Interpolated grid: dx=1.500 mm, dy=1.500 mm

Maximum value of SAR (interpolated) = 0.170 W/kg

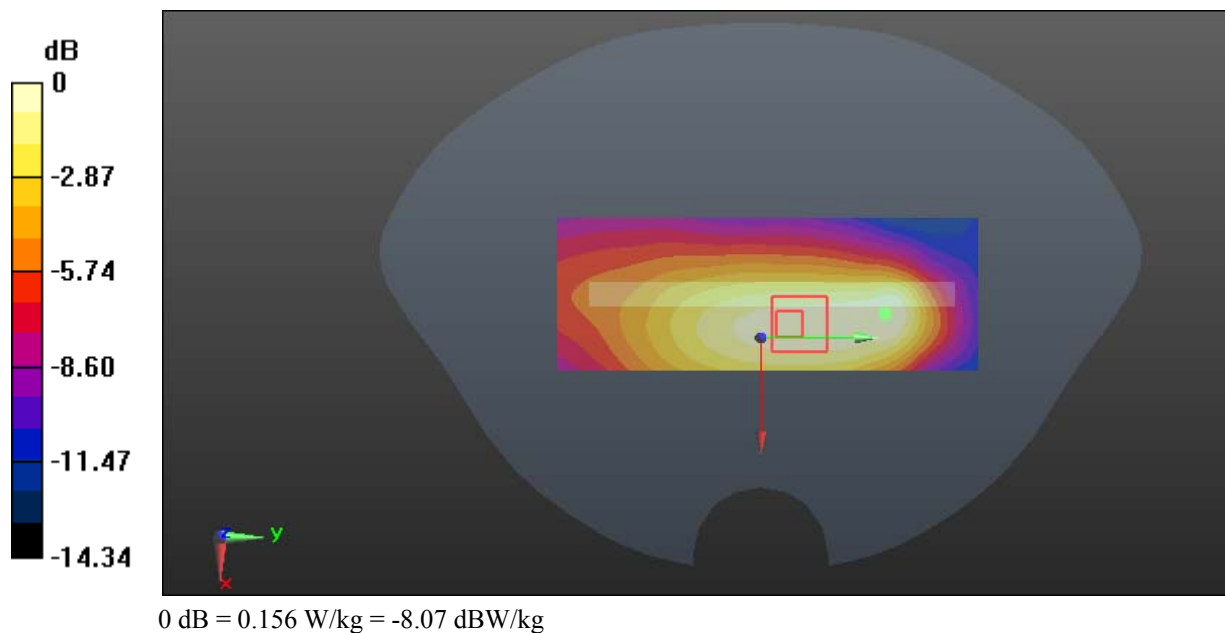
Zoom Scan (6x9x7)/Cube 0: Measurement grid: dx=8mm, dy=8mm, dz=5mm

Reference Value = 9.832 V/m; Power Drift = -0.13 dB

Peak SAR (extrapolated) = 0.219 W/kg

SAR(1 g) = 0.107 W/kg; SAR(10 g) = 0.075 W/kg

Maximum value of SAR (measured) = 0.156 W/kg



Test Plot 30#: WCDMA Band 5_Body Bottom_Middle**DUT: Mobile Phone; Type: Astro 5 GO LTE; Serial: 18121800120**

Communication System: WCDMA; Frequency: 836.6 MHz; Duty Cycle: 1:1
 Medium parameters used: $f = 836.6$ MHz; $\sigma = 0.961$ S/m; $\epsilon_r = 57.187$; $\rho = 1000$ kg/m³ ;
 Phantom section: Flat Section

DASY5 Configuration:

- Probe: EX3DV4 - SN7441; ConvF(10.19, 10.19, 10.19); Calibrated: 2018/12/13;
- Sensor-Surface: 1.4mm (Mechanical Surface Detection)
- Electronics: DAE3 Sn471; Calibrated: 2018/12/3
- Phantom: SAM (30deg probe tilt) with CRP v5.0_20150321; Type: QD000P40CD; Serial: TP:1874
- Measurement SW: DASY52, Version 52.8 (8);

Area Scan (41x61x1): Interpolated grid: dx=1.500 mm, dy=1.500 mm

Maximum value of SAR (interpolated) = 0.314 W/kg

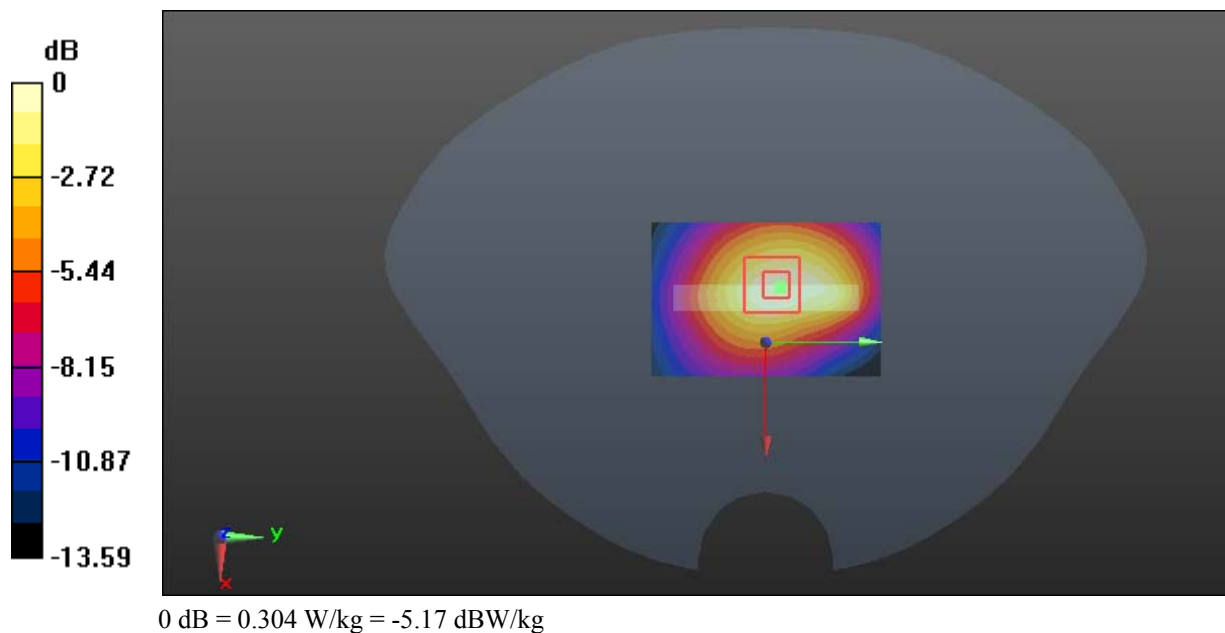
Zoom Scan (5x5x7)/Cube 0: Measurement grid: dx=8mm, dy=8mm, dz=5mm

Reference Value = 14.94 V/m; Power Drift = -0.12 dB

Peak SAR (extrapolated) = 0.375 W/kg

SAR(1 g) = 0.200 W/kg; SAR(10 g) = 0.120 W/kg

Maximum value of SAR (measured) = 0.304 W/kg



Test Plot 31#: LTE Band 2_Head Left Cheek_Middle_1RB**DUT: Mobile Phone; Type: Astro 5 GO LTE; Serial: 18121800120**

Communication System: Generic FDD-LTE; Frequency: 1880 MHz; Duty Cycle: 1:1
Medium parameters used: $f = 1880$ MHz; $\sigma = 1.373$ S/m; $\epsilon_r = 40.384$; $\rho = 1000$ kg/m³ ;
Phantom section: Left Section

DASY5 Configuration:

- Probe: EX3DV4 - SN7441; ConvF(7.97, 7.97, 7.97); Calibrated: 2018/12/13;
- Sensor-Surface: 1.4mm (Mechanical Surface Detection)
- Electronics: DAE3 Sn471; Calibrated: 2018/12/3
- Phantom: SAM (30deg probe tilt) with CRP v5.0_20150321; Type: QD000P40CD; Serial: TP:1874
- Measurement SW: DASY52, Version 52.8 (8);

Area Scan (61x111x1): Interpolated grid: dx=1.500 mm, dy=1.500 mm

Maximum value of SAR (interpolated) = 0.230 W/kg


Zoom Scan (5x5x7)/Cube 0: Measurement grid: dx=8mm, dy=8mm, dz=5mm

Reference Value = 6.148 V/m; Power Drift = -0.02 dB

Peak SAR (extrapolated) = 0.279 W/kg

SAR(1 g) = 0.177 W/kg; SAR(10 g) = 0.117 W/kg

Maximum value of SAR (measured) = 0.230 W/kg



Test Plot 32#: LTE Band 2_Head Left Cheek_Middle_50%RB**DUT: Mobile Phone; Type: Astro 5 GO LTE; Serial: 18121800120**

Communication System: Generic FDD-LTE; Frequency: 1880 MHz; Duty Cycle: 1:1
Medium parameters used: $f = 1880$ MHz; $\sigma = 1.373$ S/m; $\epsilon_r = 40.384$; $\rho = 1000$ kg/m³ ;
Phantom section: Left Section

DASY5 Configuration:

- Probe: EX3DV4 - SN7441; ConvF(7.97, 7.97, 7.97); Calibrated: 2018/12/13;
- Sensor-Surface: 1.4mm (Mechanical Surface Detection)
- Electronics: DAE3 Sn471; Calibrated: 2018/12/3
- Phantom: SAM (30deg probe tilt) with CRP v5.0_20150321; Type: QD000P40CD; Serial: TP:1874
- Measurement SW: DASY52, Version 52.8 (8);

Area Scan (61x111x1): Interpolated grid: dx=1.500 mm, dy=1.500 mm

Maximum value of SAR (interpolated) = 0.222 W/kg

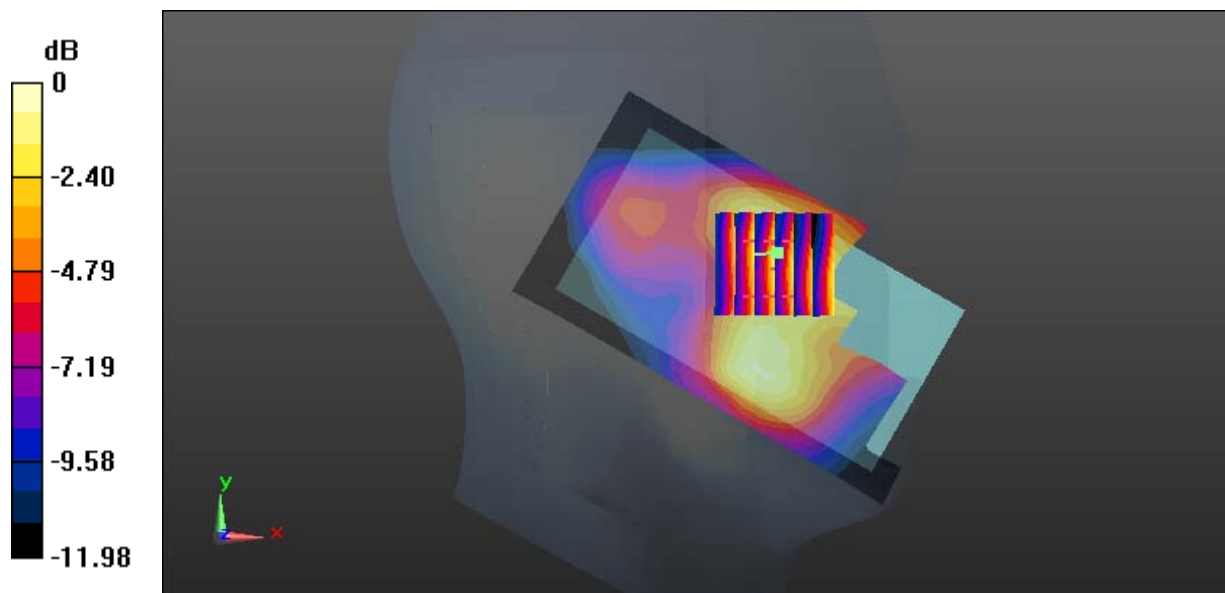
Zoom Scan (6x6x7)/Cube 0: Measurement grid: dx=8mm, dy=8mm, dz=5mm

Reference Value = 5.987 V/m; Power Drift = 0.11 dB

Peak SAR (extrapolated) = 0.268 W/kg

SAR(1 g) = 0.174 W/kg; SAR(10 g) = 0.113 W/kg

Maximum value of SAR (measured) = 0.233 W/kg



Test Plot 33#: LTE Band 2_Head Left Tilt_Middle_1RB**DUT: Mobile Phone; Type: Astro 5 GO LTE; Serial: 18121800120**

Communication System: Generic FDD-LTE; Frequency: 1880 MHz; Duty Cycle: 1:1
Medium parameters used: $f = 1880$ MHz; $\sigma = 1.373$ S/m; $\epsilon_r = 40.384$; $\rho = 1000$ kg/m³ ;
Phantom section: Left Section

DASY5 Configuration:

- Probe: EX3DV4 - SN7441; ConvF(7.97, 7.97, 7.97); Calibrated: 2018/12/13;
- Sensor-Surface: 1.4mm (Mechanical Surface Detection)
- Electronics: DAE3 Sn471; Calibrated: 2018/12/3
- Phantom: SAM (30deg probe tilt) with CRP v5.0_20150321; Type: QD000P40CD; Serial: TP:1874
- Measurement SW: DASY52, Version 52.8 (8);

Area Scan (61x111x1): Interpolated grid: dx=1.500 mm, dy=1.500 mm

Maximum value of SAR (interpolated) = 0.163 W/kg


Zoom Scan (5x5x7)/Cube 0: Measurement grid: dx=8mm, dy=8mm, dz=5mm

Reference Value = 7.689 V/m; Power Drift = -0.15 dB

Peak SAR (extrapolated) = 0.162 W/kg

SAR(1 g) = 0.096 W/kg; SAR(10 g) = 0.057 W/kg

Maximum value of SAR (measured) = 0.138 W/kg



Test Plot 34#: LTE Band 2_Head Left Tilt_Middle_50%RB**DUT: Mobile Phone; Type: Astro 5 GO LTE; Serial: 18121800120**

Communication System: Generic FDD-LTE; Frequency: 1880 MHz; Duty Cycle: 1:1
Medium parameters used: $f = 1880$ MHz; $\sigma = 1.373$ S/m; $\epsilon_r = 40.384$; $\rho = 1000$ kg/m³ ;
Phantom section: Left Section

DASY5 Configuration:

- Probe: EX3DV4 - SN7441; ConvF(7.97, 7.97, 7.97); Calibrated: 2018/12/13;
- Sensor-Surface: 1.4mm (Mechanical Surface Detection)
- Electronics: DAE3 Sn471; Calibrated: 2018/12/3
- Phantom: SAM (30deg probe tilt) with CRP v5.0_20150321; Type: QD000P40CD; Serial: TP:1874
- Measurement SW: DASY52, Version 52.8 (8);

Area Scan (61x111x1): Interpolated grid: dx=1.500 mm, dy=1.500 mm

Maximum value of SAR (interpolated) = 0.148 W/kg

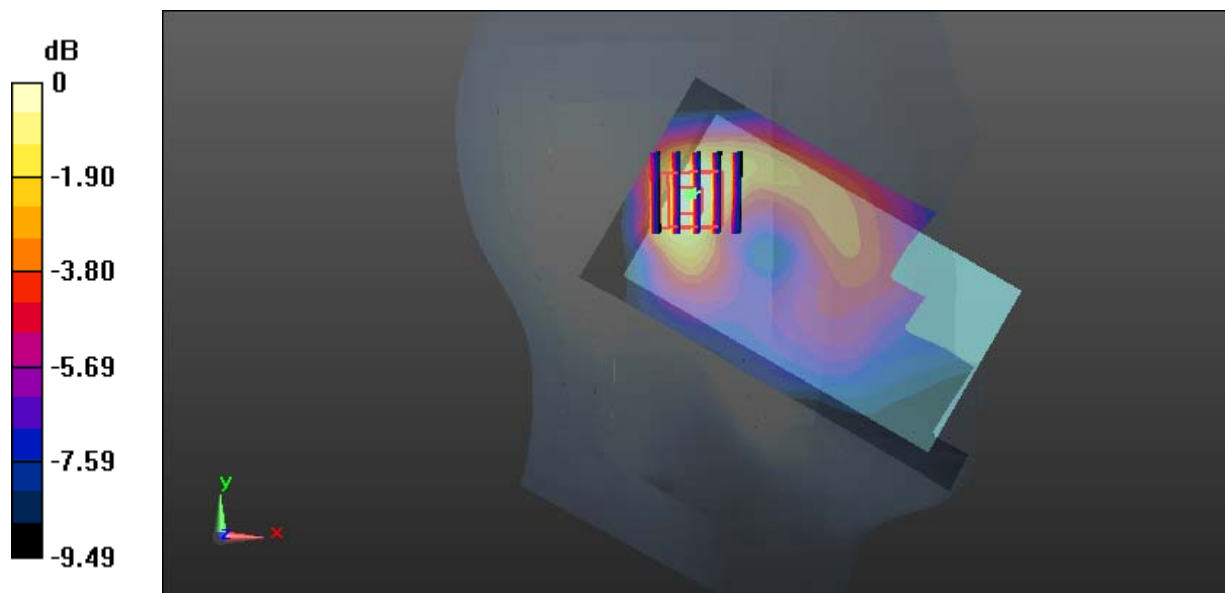
Zoom Scan (5x5x7)/Cube 0: Measurement grid: dx=8mm, dy=8mm, dz=5mm

Reference Value = 8.871 V/m; Power Drift = -0.01 dB

Peak SAR (extrapolated) = 0.157 W/kg

SAR(1 g) = 0.095 W/kg; SAR(10 g) = 0.059 W/kg

Maximum value of SAR (measured) = 0.133 W/kg



0 dB = 0.133 W/kg = -8.76 dBW/kg

Test Plot 35#: LTE Band 2_Head Right Cheek_Middle_1RB**DUT: Mobile Phone; Type: Astro 5 GO LTE; Serial: 18121800120**

Communication System: Generic FDD-LTE; Frequency: 1880 MHz; Duty Cycle: 1:1
Medium parameters used: $f = 1880$ MHz; $\sigma = 1.373$ S/m; $\epsilon_r = 40.384$; $\rho = 1000$ kg/m³ ;
Phantom section: Right Section

DASY5 Configuration:

- Probe: EX3DV4 - SN7441; ConvF(7.97, 7.97, 7.97); Calibrated: 2018/12/13;
- Sensor-Surface: 1.4mm (Mechanical Surface Detection)
- Electronics: DAE3 Sn471; Calibrated: 2018/12/3
- Phantom: SAM (30deg probe tilt) with CRP v5.0_20150321; Type: QD000P40CD; Serial: TP:1874
- Measurement SW: DASY52, Version 52.8 (8);

Area Scan (61x111x1): Interpolated grid: dx=1.500 mm, dy=1.500 mm

Maximum value of SAR (interpolated) = 0.566 W/kg


Zoom Scan (6x5x7)/Cube 0: Measurement grid: dx=8mm, dy=8mm, dz=5mm

Reference Value = 4.532 V/m; Power Drift = 0.15 dB

Peak SAR (extrapolated) = 0.573 W/kg

SAR(1 g) = 0.354 W/kg; SAR(10 g) = 0.213 W/kg

Maximum value of SAR (measured) = 0.491 W/kg



0 dB = 0.491 W/kg = -3.09 dBW/kg

Test Plot 36#: LTE Band 2_Head Right Cheek_Middle_50%RB**DUT: Mobile Phone; Type: Astro 5 GO LTE; Serial: 18121800120**

Communication System: Generic FDD-LTE; Frequency: 1880 MHz; Duty Cycle: 1:1
Medium parameters used: $f = 1880$ MHz; $\sigma = 1.373$ S/m; $\epsilon_r = 40.384$; $\rho = 1000$ kg/m³ ;
Phantom section: Right Section

DASY5 Configuration:

- Probe: EX3DV4 - SN7441; ConvF(7.97, 7.97, 7.97); Calibrated: 2018/12/13;
- Sensor-Surface: 1.4mm (Mechanical Surface Detection)
- Electronics: DAE3 Sn471; Calibrated: 2018/12/3
- Phantom: SAM (30deg probe tilt) with CRP v5.0_20150321; Type: QD000P40CD; Serial: TP:1874
- Measurement SW: DASY52, Version 52.8 (8);

Area Scan (61x111x1): Interpolated grid: dx=1.500 mm, dy=1.500 mm

Maximum value of SAR (interpolated) = 0.553 W/kg


Zoom Scan (6x5x7)/Cube 0: Measurement grid: dx=8mm, dy=8mm, dz=5mm

Reference Value = 4.563 V/m; Power Drift = 0.10 dB

Peak SAR (extrapolated) = 0.550 W/kg

SAR(1 g) = 0.340 W/kg; SAR(10 g) = 0.204 W/kg

Maximum value of SAR (measured) = 0.467 W/kg



0 dB = 0.467 W/kg = -3.31 dBW/kg

Test Plot 37#: LTE Band 2_Head Right Tilt_Middle_1RB**DUT: Mobile Phone; Type: Astro 5 GO LTE; Serial: 18121800120**

Communication System: Generic FDD-LTE; Frequency: 1880 MHz; Duty Cycle: 1:1
Medium parameters used: $f = 1880$ MHz; $\sigma = 1.373$ S/m; $\epsilon_r = 40.384$; $\rho = 1000$ kg/m³ ;
Phantom section: Right Section

DASY5 Configuration:

- Probe: EX3DV4 - SN7441; ConvF(7.97, 7.97, 7.97); Calibrated: 2018/12/13;
- Sensor-Surface: 1.4mm (Mechanical Surface Detection)
- Electronics: DAE3 Sn471; Calibrated: 2018/12/3
- Phantom: SAM (30deg probe tilt) with CRP v5.0_20150321; Type: QD000P40CD; Serial: TP:1874
- Measurement SW: DASY52, Version 52.8 (8);

Area Scan (61x111x1): Interpolated grid: dx=1.500 mm, dy=1.500 mm

Maximum value of SAR (interpolated) = 0.157 W/kg


Zoom Scan (5x5x7)/Cube 0: Measurement grid: dx=8mm, dy=8mm, dz=5mm

Reference Value = 5.592 V/m; Power Drift = 0.15 dB

Peak SAR (extrapolated) = 0.179 W/kg

SAR(1 g) = 0.116 W/kg; SAR(10 g) = 0.071 W/kg

Maximum value of SAR (measured) = 0.155 W/kg



Test Plot 38#: LTE Band 2_Head Right Tilt_Middle_50%RB**DUT: Mobile Phone; Type: Astro 5 GO LTE; Serial: 18121800120**

Communication System: Generic FDD-LTE; Frequency: 1880 MHz; Duty Cycle: 1:1
Medium parameters used: $f = 1880$ MHz; $\sigma = 1.373$ S/m; $\epsilon_r = 40.384$; $\rho = 1000$ kg/m³ ;
Phantom section: Right Section

DASY5 Configuration:

- Probe: EX3DV4 - SN7441; ConvF(7.97, 7.97, 7.97); Calibrated: 2018/12/13;
- Sensor-Surface: 1.4mm (Mechanical Surface Detection)
- Electronics: DAE3 Sn471; Calibrated: 2018/12/3
- Phantom: SAM (30deg probe tilt) with CRP v5.0_20150321; Type: QD000P40CD; Serial: TP:1874
- Measurement SW: DASY52, Version 52.8 (8);

Area Scan (61x111x1): Interpolated grid: dx=1.500 mm, dy=1.500 mm

Maximum value of SAR (interpolated) = 0.144 W/kg


Zoom Scan (5x5x7)/Cube 0: Measurement grid: dx=8mm, dy=8mm, dz=5mm

Reference Value = 6.084 V/m; Power Drift = -0.15 dB

Peak SAR (extrapolated) = 0.158 W/kg

SAR(1 g) = 0.101 W/kg; SAR(10 g) = 0.063 W/kg

Maximum value of SAR (measured) = 0.138 W/kg



0 dB = 0.138 W/kg = -8.60 dBW/kg

Test Plot 39#: LTE Band 2_Body Back_Middle_1RB**DUT: Mobile Phone; Type: Astro 5 GO LTE; Serial: 18121800120**

Communication System: Generic FDD-LTE; Frequency: 1880 MHz; Duty Cycle: 1:1
Medium parameters used: $f = 1880$ MHz; $\sigma = 1.492$ S/m; $\epsilon_r = 54.165$; $\rho = 1000$ kg/m³ ;
Phantom section: Flat Section

DASY5 Configuration:

- Probe: EX3DV4 - SN7441; ConvF(7.7, 7.7, 7.7); Calibrated: 2018/12/13;
- Sensor-Surface: 1.4mm (Mechanical Surface Detection)
- Electronics: DAE3 Sn471; Calibrated: 2018/12/3
- Phantom: SAM (30deg probe tilt) with CRP v5.0_20150321; Type: QD000P40CD; Serial: TP:1874
- Measurement SW: DASY52, Version 52.8 (8);

Area Scan (61x111x1): Interpolated grid: dx=1.500 mm, dy=1.500 mm

Maximum value of SAR (interpolated) = 0.490 W/kg

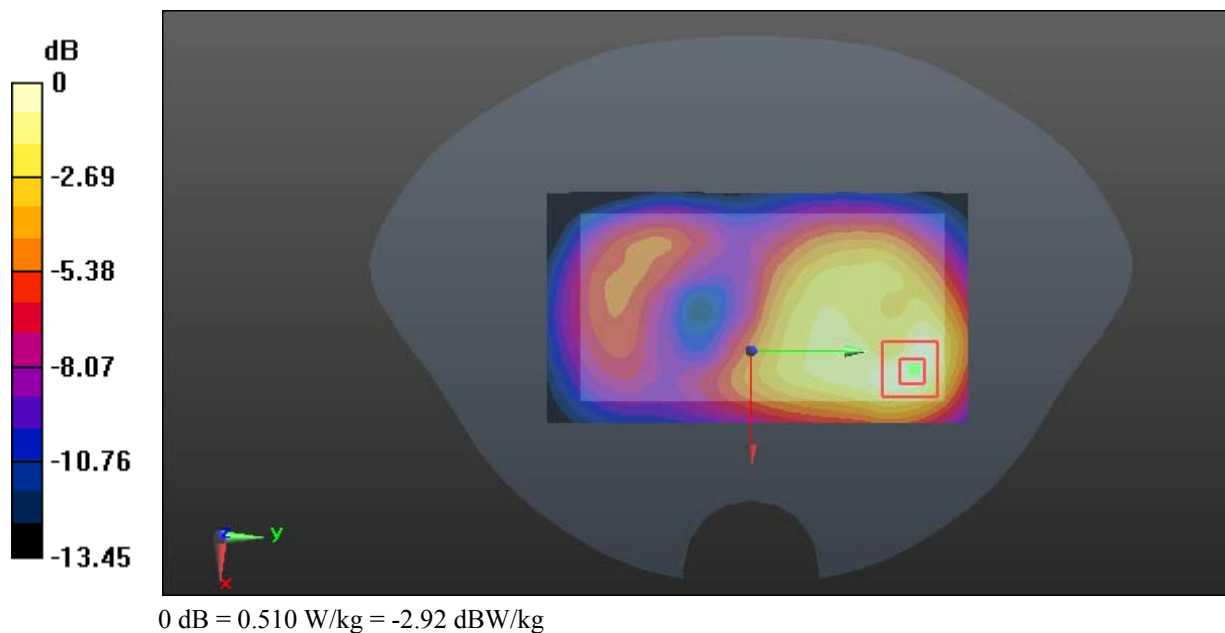
Zoom Scan (5x5x7)/Cube 0: Measurement grid: dx=8mm, dy=8mm, dz=5mm

Reference Value = 7.763 V/m; Power Drift = 0.14 dB

Peak SAR (extrapolated) = 0.591 W/kg

SAR(1 g) = 0.362 W/kg; SAR(10 g) = 0.220 W/kg

Maximum value of SAR (measured) = 0.510 W/kg



Test Plot 40#: LTE Band 2_Body Back_Middle_50%RB**DUT: Mobile Phone; Type: Astro 5 GO LTE; Serial: 18121800120**

Communication System: Generic FDD-LTE; Frequency: 1880 MHz; Duty Cycle: 1:1
Medium parameters used: $f = 1880$ MHz; $\sigma = 1.492$ S/m; $\epsilon_r = 54.165$; $\rho = 1000$ kg/m³ ;
Phantom section: Flat Section

DASY5 Configuration:

- Probe: EX3DV4 - SN7441; ConvF(7.7, 7.7, 7.7); Calibrated: 2018/12/13;
- Sensor-Surface: 1.4mm (Mechanical Surface Detection)
- Electronics: DAE3 Sn471; Calibrated: 2018/12/3
- Phantom: SAM (30deg probe tilt) with CRP v5.0_20150321; Type: QD000P40CD; Serial: TP:1874
- Measurement SW: DASY52, Version 52.8 (8);

Area Scan (61x111x1): Interpolated grid: dx=1.500 mm, dy=1.500 mm

Maximum value of SAR (interpolated) = 0.437 W/kg

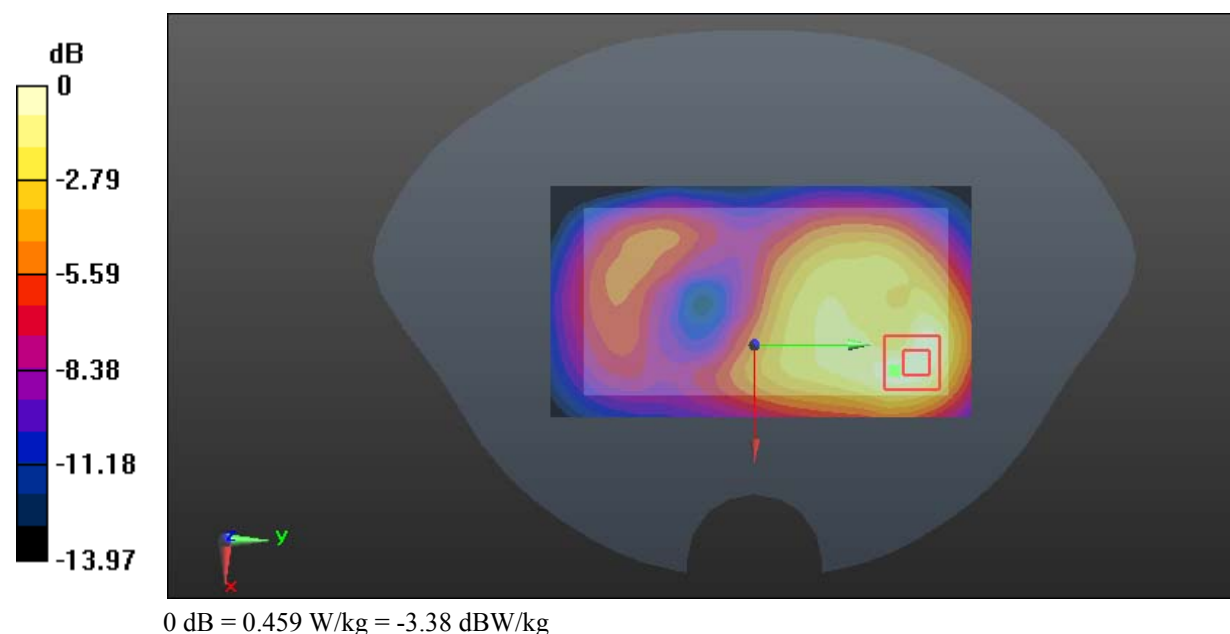
Zoom Scan (6x6x7)/Cube 0: Measurement grid: dx=8mm, dy=8mm, dz=5mm

Reference Value = 7.581 V/m; Power Drift = 0.12 dB

Peak SAR (extrapolated) = 0.548 W/kg

SAR(1 g) = 0.330 W/kg; SAR(10 g) = 0.198 W/kg

Maximum value of SAR (measured) = 0.459 W/kg



Test Plot 41#: LTE Band 2_Body Right_Middle_1RB**DUT: Mobile Phone; Type: Astro 5 GO LTE; Serial: 18121800120**

Communication System: Generic FDD-LTE; Frequency: 1880 MHz; Duty Cycle: 1:1
Medium parameters used: $f = 1880$ MHz; $\sigma = 1.492$ S/m; $\epsilon_r = 54.165$; $\rho = 1000$ kg/m³ ;
Phantom section: Flat Section

DASY5 Configuration:

- Probe: EX3DV4 - SN7441; ConvF(7.7, 7.7, 7.7); Calibrated: 2018/12/13;
- Sensor-Surface: 1.4mm (Mechanical Surface Detection)
- Electronics: DAE3 Sn471; Calibrated: 2018/12/3
- Phantom: SAM (30deg probe tilt) with CRP v5.0_20150321; Type: QD000P40CD; Serial: TP:1874
- Measurement SW: DASY52, Version 52.8 (8);

Area Scan (41x111x1): Interpolated grid: dx=1.500 mm, dy=1.500 mm

Maximum value of SAR (interpolated) = 0.266 W/kg

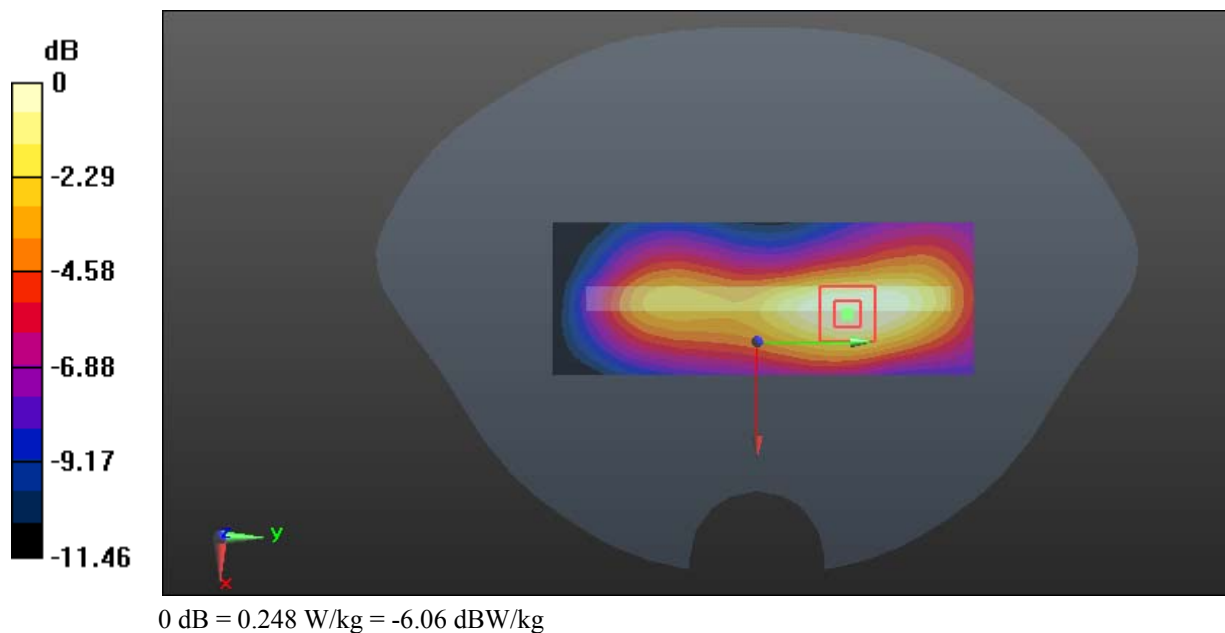
Zoom Scan (5x5x7)/Cube 0: Measurement grid: dx=8mm, dy=8mm, dz=5mm

Reference Value = 8.247 V/m; Power Drift = -0.11 dB

Peak SAR (extrapolated) = 0.286 W/kg

SAR(1 g) = 0.180 W/kg; SAR(10 g) = 0.113 W/kg

Maximum value of SAR (measured) = 0.248 W/kg



Test Plot 42#: LTE Band 2_Body Right_Middle_50%RB**DUT: Mobile Phone; Type: Astro 5 GO LTE; Serial: 18121800120**

Communication System: Generic FDD-LTE; Frequency: 1880 MHz; Duty Cycle: 1:1
 Medium parameters used: $f = 1880$ MHz; $\sigma = 1.492$ S/m; $\epsilon_r = 54.165$; $\rho = 1000$ kg/m³ ;
 Phantom section: Flat Section

DASY5 Configuration:

- Probe: EX3DV4 - SN7441; ConvF(7.7, 7.7, 7.7); Calibrated: 2018/12/13;
- Sensor-Surface: 1.4mm (Mechanical Surface Detection)
- Electronics: DAE3 Sn471; Calibrated: 2018/12/3
- Phantom: SAM (30deg probe tilt) with CRP v5.0_20150321; Type: QD000P40CD; Serial: TP:1874
- Measurement SW: DASY52, Version 52.8 (8);

Area Scan (41x111x1): Interpolated grid: dx=1.500 mm, dy=1.500 mm

Maximum value of SAR (interpolated) = 0.233 W/kg

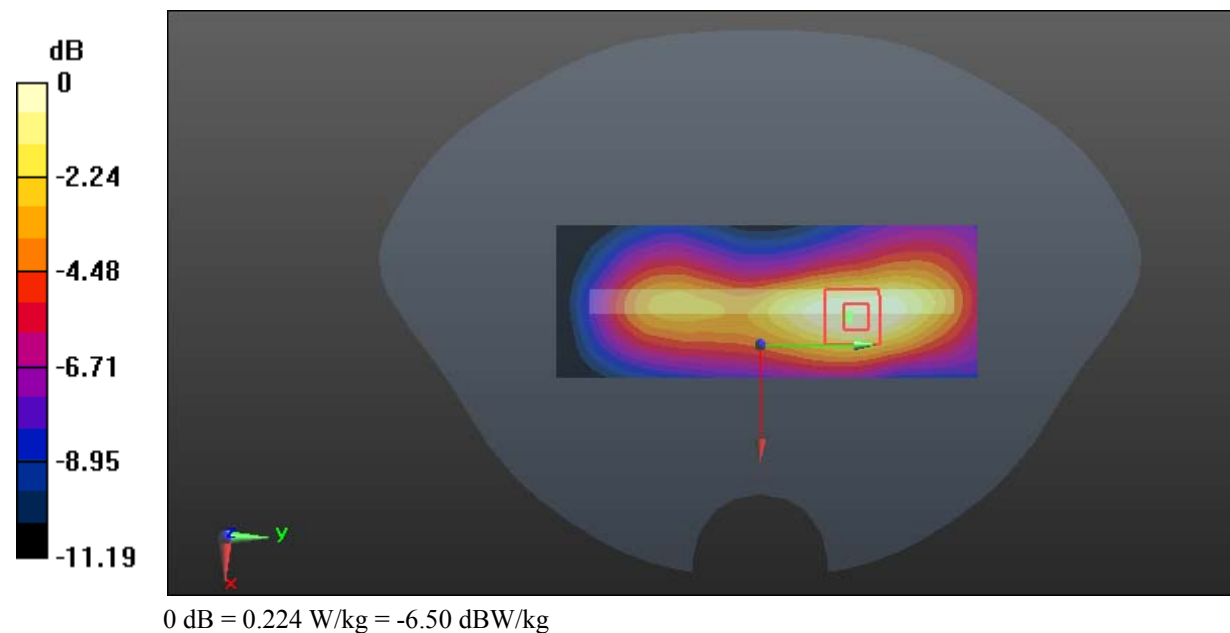
Zoom Scan (5x5x7)/Cube 0: Measurement grid: dx=8mm, dy=8mm, dz=5mm

Reference Value = 7.748 V/m; Power Drift = -0.09 dB

Peak SAR (extrapolated) = 0.260 W/kg

SAR(1 g) = 0.162 W/kg; SAR(10 g) = 0.102 W/kg

Maximum value of SAR (measured) = 0.224 W/kg



Test Plot 43#: LTE Band 2_Body Bottom_Middle_1RB**DUT: Mobile Phone; Type: Astro 5 GO LTE; Serial: 18121800120**

Communication System: Generic FDD-LTE; Frequency: 1880 MHz; Duty Cycle: 1:1
Medium parameters used: $f = 1880$ MHz; $\sigma = 1.492$ S/m; $\epsilon_r = 54.165$; $\rho = 1000$ kg/m³ ;
Phantom section: Flat Section

DASY5 Configuration:

- Probe: EX3DV4 - SN7441; ConvF(7.7, 7.7, 7.7); Calibrated: 2018/12/13;
- Sensor-Surface: 1.4mm (Mechanical Surface Detection)
- Electronics: DAE3 Sn471; Calibrated: 2018/12/3
- Phantom: SAM (30deg probe tilt) with CRP v5.0_20150321; Type: QD000P40CD; Serial: TP:1874
- Measurement SW: DASY52, Version 52.8 (8);

Area Scan (41x61x1): Interpolated grid: dx=1.500 mm, dy=1.500 mm

Maximum value of SAR (interpolated) = 0.515 W/kg

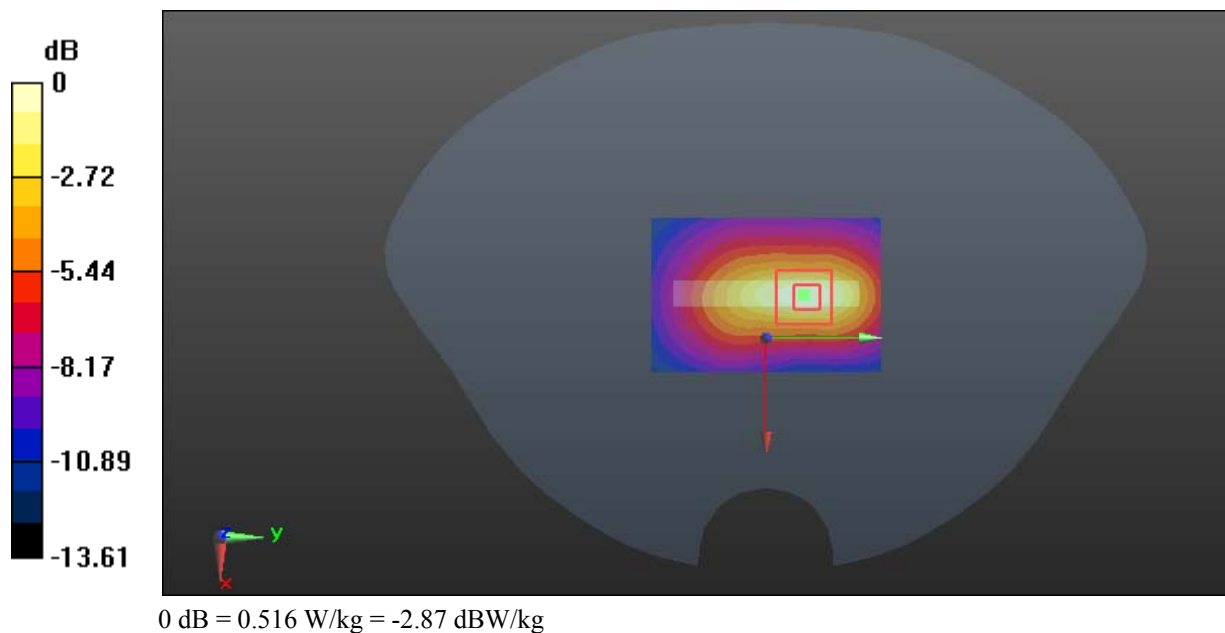
Zoom Scan (5x5x7)/Cube 0: Measurement grid: dx=8mm, dy=8mm, dz=5mm

Reference Value = 13.95 V/m; Power Drift = -0.04 dB

Peak SAR (extrapolated) = 0.599 W/kg

SAR(1 g) = 0.359 W/kg; SAR(10 g) = 0.204 W/kg

Maximum value of SAR (measured) = 0.516 W/kg



Test Plot 44#: LTE Band 2_Body Bottom_Middle_50%RB**DUT: Mobile Phone; Type: Astro 5 GO LTE; Serial: 18121800120**

Communication System: Generic FDD-LTE; Frequency: 1880 MHz; Duty Cycle: 1:1
Medium parameters used: $f = 1880$ MHz; $\sigma = 1.492$ S/m; $\epsilon_r = 54.165$; $\rho = 1000$ kg/m³ ;
Phantom section: Flat Section

DASY5 Configuration:

- Probe: EX3DV4 - SN7441; ConvF(7.7, 7.7, 7.7); Calibrated: 2018/12/13;
- Sensor-Surface: 1.4mm (Mechanical Surface Detection)
- Electronics: DAE3 Sn471; Calibrated: 2018/12/3
- Phantom: SAM (30deg probe tilt) with CRP v5.0_20150321; Type: QD000P40CD; Serial: TP:1874
- Measurement SW: DASY52, Version 52.8 (8);

Area Scan (41x61x1): Interpolated grid: dx=1.500 mm, dy=1.500 mm

Maximum value of SAR (interpolated) = 0.465 W/kg

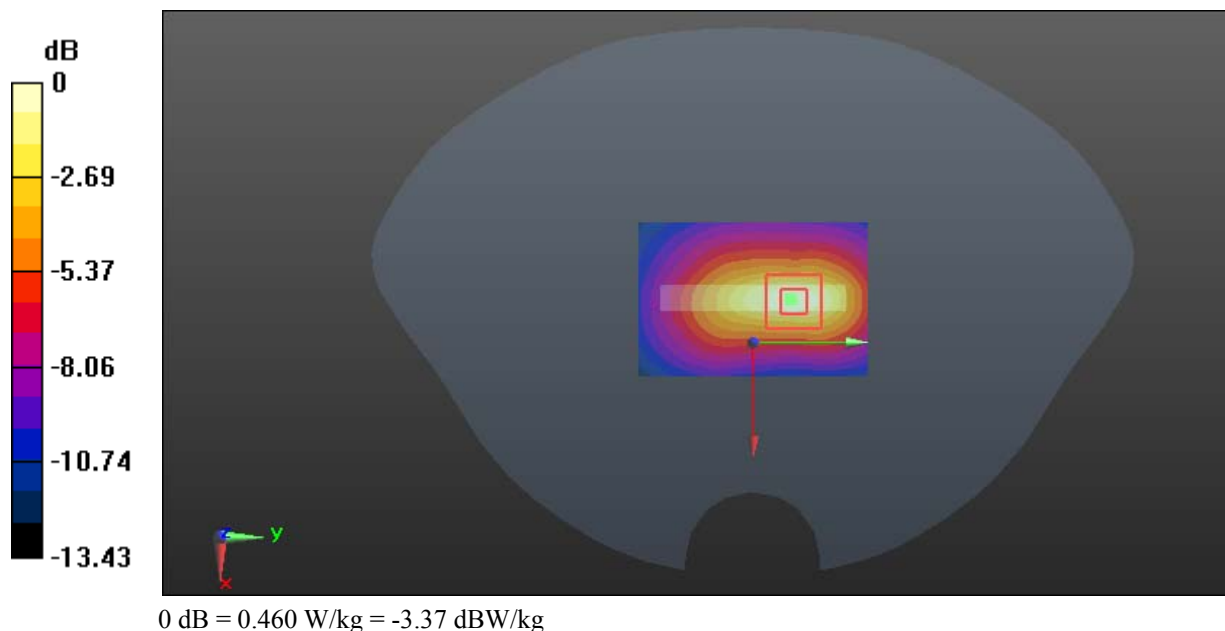
Zoom Scan (5x5x7)/Cube 0: Measurement grid: dx=8mm, dy=8mm, dz=5mm

Reference Value = 13.10 V/m; Power Drift = -0.07 dB

Peak SAR (extrapolated) = 0.535 W/kg

SAR(1 g) = 0.322 W/kg; SAR(10 g) = 0.183 W/kg

Maximum value of SAR (measured) = 0.460 W/kg



Test Plot 45#: LTE Band 4_Head Left Cheek_Middle_1RB**DUT: Mobile Phone; Type: Astro 5 GO LTE; Serial: 18121800120**

Communication System: Generic FDD-LTE; Frequency: 1732.5 MHz; Duty Cycle: 1:1
Medium parameters used: $f = 1732.5$ MHz; $\sigma = 1.341$ S/m; $\epsilon_r = 41.137$; $\rho = 1000$ kg/m³;
Phantom section: Left Section

DASY5 Configuration:

- Probe: EX3DV4 - SN7441; ConvF(8.31, 8.31, 8.31); Calibrated: 2018/12/13;
- Sensor-Surface: 1.4mm (Mechanical Surface Detection)
- Electronics: DAE3 Sn471; Calibrated: 2018/12/3
- Phantom: SAM (30deg probe tilt) with CRP v5.0_20150321; Type: QD000P40CD; Serial: TP:1874
- Measurement SW: DASY52, Version 52.8 (8);

Area Scan (61x111x1): Interpolated grid: dx=1.500 mm, dy=1.500 mm

Maximum value of SAR (interpolated) = 0.716 W/kg


Zoom Scan (5x5x7)/Cube 0: Measurement grid: dx=8mm, dy=8mm, dz=5mm

Reference Value = 4.845 V/m; Power Drift = 0.15 dB

Peak SAR (extrapolated) = 0.855 W/kg

SAR(1 g) = 0.543 W/kg; SAR(10 g) = 0.340 W/kg

Maximum value of SAR (measured) = 0.718 W/kg



0 dB = 0.718 W/kg = -1.44 dBW/kg

Test Plot 46#: LTE Band 4_Head Left Cheek_Middle_50%RB**DUT: Mobile Phone; Type: Astro 5 GO LTE; Serial: 18121800120**

Communication System: Generic FDD-LTE; Frequency: 1732.5 MHz; Duty Cycle: 1:1
Medium parameters used: $f = 1732.5$ MHz; $\sigma = 1.341$ S/m; $\epsilon_r = 41.137$; $\rho = 1000$ kg/m³;
Phantom section: Left Section

DASY5 Configuration:

- Probe: EX3DV4 - SN7441; ConvF(8.31, 8.31, 8.31); Calibrated: 2018/12/13;
- Sensor-Surface: 1.4mm (Mechanical Surface Detection)
- Electronics: DAE3 Sn471; Calibrated: 2018/12/3
- Phantom: SAM (30deg probe tilt) with CRP v5.0_20150321; Type: QD000P40CD; Serial: TP:1874
- Measurement SW: DASY52, Version 52.8 (8);

Area Scan (61x111x1): Interpolated grid: dx=1.500 mm, dy=1.500 mm

Maximum value of SAR (interpolated) = 0.523 W/kg

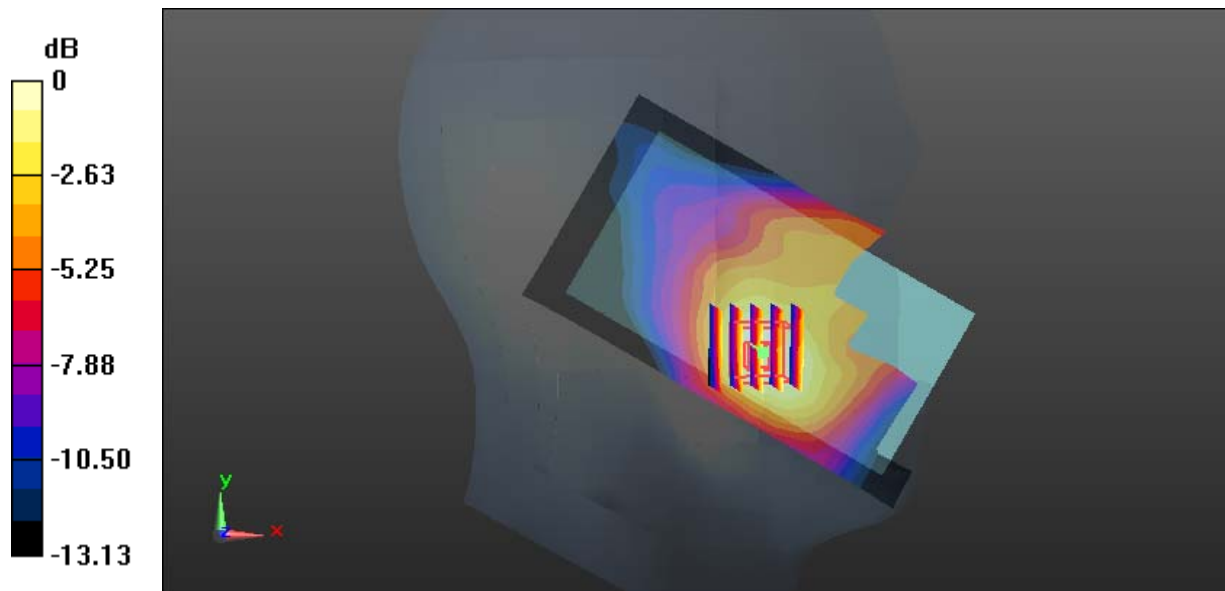
Zoom Scan (5x5x7)/Cube 0: Measurement grid: dx=8mm, dy=8mm, dz=5mm

Reference Value = 4.461 V/m; Power Drift = 0.16 dB

Peak SAR (extrapolated) = 0.643 W/kg

SAR(1 g) = 0.407 W/kg; SAR(10 g) = 0.257 W/kg

Maximum value of SAR (measured) = 0.536 W/kg



0 dB = 0.536 W/kg = -2.71 dBW/kg

Test Plot 47#: LTE Band 4_Head Left Tilt_Middle_1RB**DUT: Mobile Phone; Type: Astro 5 GO LTE; Serial: 18121800120**

Communication System: Generic FDD-LTE; Frequency: 1732.5 MHz; Duty Cycle: 1:1
Medium parameters used: $f = 1732.5$ MHz; $\sigma = 1.341$ S/m; $\epsilon_r = 41.137$; $\rho = 1000$ kg/m³;
Phantom section: Left Section

DASY5 Configuration:

- Probe: EX3DV4 - SN7441; ConvF(8.31, 8.31, 8.31); Calibrated: 2018/12/13;
- Sensor-Surface: 1.4mm (Mechanical Surface Detection)
- Electronics: DAE3 Sn471; Calibrated: 2018/12/3
- Phantom: SAM (30deg probe tilt) with CRP v5.0_20150321; Type: QD000P40CD; Serial: TP:1874
- Measurement SW: DASY52, Version 52.8 (8);

Area Scan (61x111x1): Interpolated grid: dx=1.500 mm, dy=1.500 mm

Maximum value of SAR (interpolated) = 0.151 W/kg

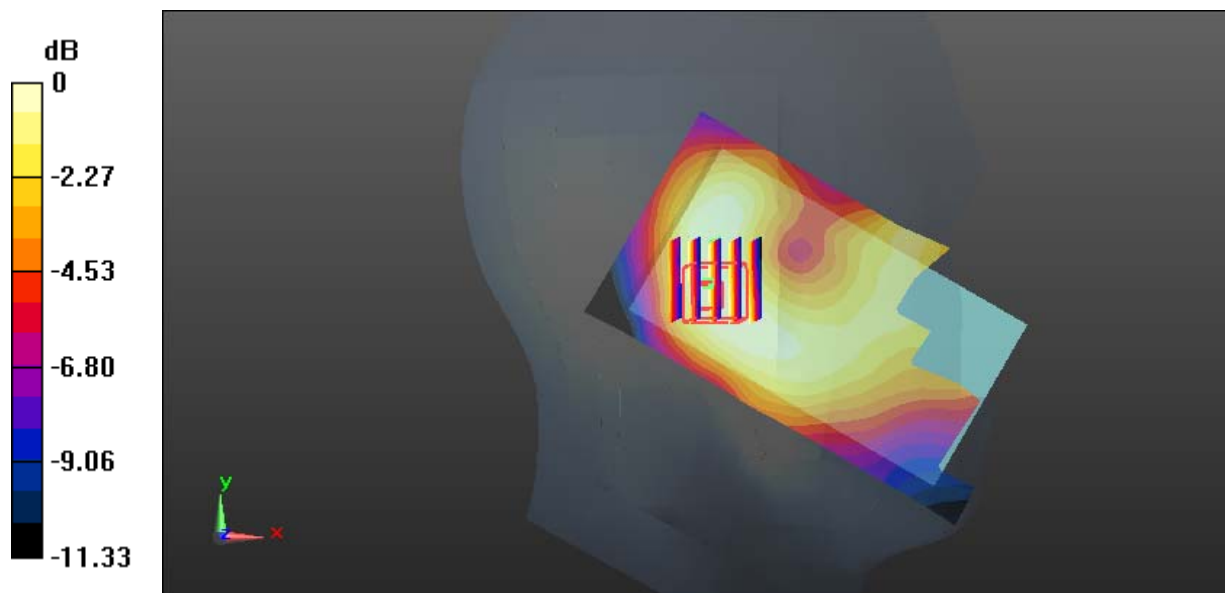
Zoom Scan (5x5x7)/Cube 0: Measurement grid: dx=8mm, dy=8mm, dz=5mm

Reference Value = 8.327 V/m; Power Drift = 0.19 dB

Peak SAR (extrapolated) = 0.156 W/kg

SAR(1 g) = 0.103 W/kg; SAR(10 g) = 0.069 W/kg

Maximum value of SAR (measured) = 0.135 W/kg



0 dB = 0.135 W/kg = -8.70 dBW/kg

Test Plot 48#: LTE Band 4_Head Left Tilt_Middle_50%RB**DUT: Mobile Phone; Type: Astro 5 GO LTE; Serial: 18121800120**

Communication System: Generic FDD-LTE; Frequency: 1732.5 MHz; Duty Cycle: 1:1
Medium parameters used: $f = 1732.5$ MHz; $\sigma = 1.341$ S/m; $\epsilon_r = 41.137$; $\rho = 1000$ kg/m³ ;
Phantom section: Left Section

DASY5 Configuration:

- Probe: EX3DV4 - SN7441; ConvF(8.31, 8.31, 8.31); Calibrated: 2018/12/13;
- Sensor-Surface: 1.4mm (Mechanical Surface Detection)
- Electronics: DAE3 Sn471; Calibrated: 2018/12/3
- Phantom: SAM (30deg probe tilt) with CRP v5.0_20150321; Type: QD000P40CD; Serial: TP:1874
- Measurement SW: DASY52, Version 52.8 (8);

Area Scan (61x111x1): Interpolated grid: dx=1.500 mm, dy=1.500 mm

Maximum value of SAR (interpolated) = 0.123 W/kg

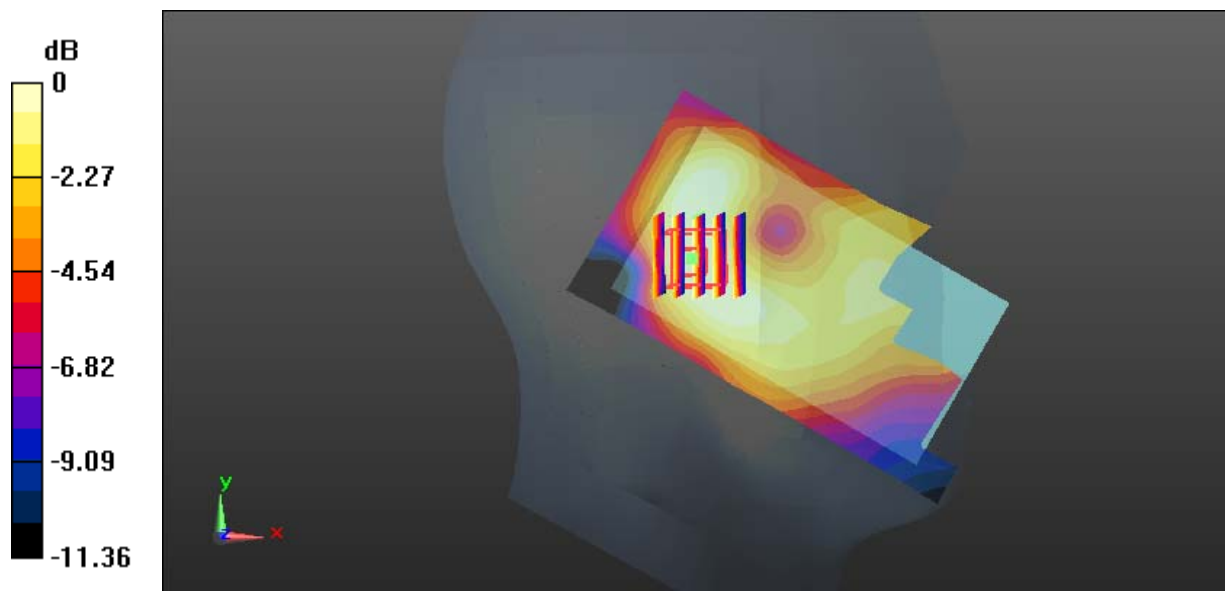
Zoom Scan (5x5x7)/Cube 0: Measurement grid: dx=8mm, dy=8mm, dz=5mm

Reference Value = 7.322 V/m; Power Drift = 0.10 dB

Peak SAR (extrapolated) = 0.123 W/kg

SAR(1 g) = 0.079 W/kg; SAR(10 g) = 0.053 W/kg

Maximum value of SAR (measured) = 0.106 W/kg



0 dB = 0.106 W/kg = -9.75 dBW/kg

Test Plot 49#: LTE Band 4_Head Right Cheek_Middle_1RB**DUT: Mobile Phone; Type: Astro 5 GO LTE; Serial: 18121800120**

Communication System: Generic FDD-LTE; Frequency: 1732.5 MHz; Duty Cycle: 1:1
Medium parameters used: $f = 1732.5$ MHz; $\sigma = 1.341$ S/m; $\epsilon_r = 41.137$; $\rho = 1000$ kg/m³;
Phantom section: Right Section

DASY5 Configuration:

- Probe: EX3DV4 - SN7441; ConvF(8.31, 8.31, 8.31); Calibrated: 2018/12/13;
- Sensor-Surface: 1.4mm (Mechanical Surface Detection)
- Electronics: DAE3 Sn471; Calibrated: 2018/12/3
- Phantom: SAM (30deg probe tilt) with CRP v5.0_20150321; Type: QD000P40CD; Serial: TP:1874
- Measurement SW: DASY52, Version 52.8 (8);

Area Scan (61x111x1): Interpolated grid: dx=1.500 mm, dy=1.500 mm

Maximum value of SAR (interpolated) = 0.836 W/kg

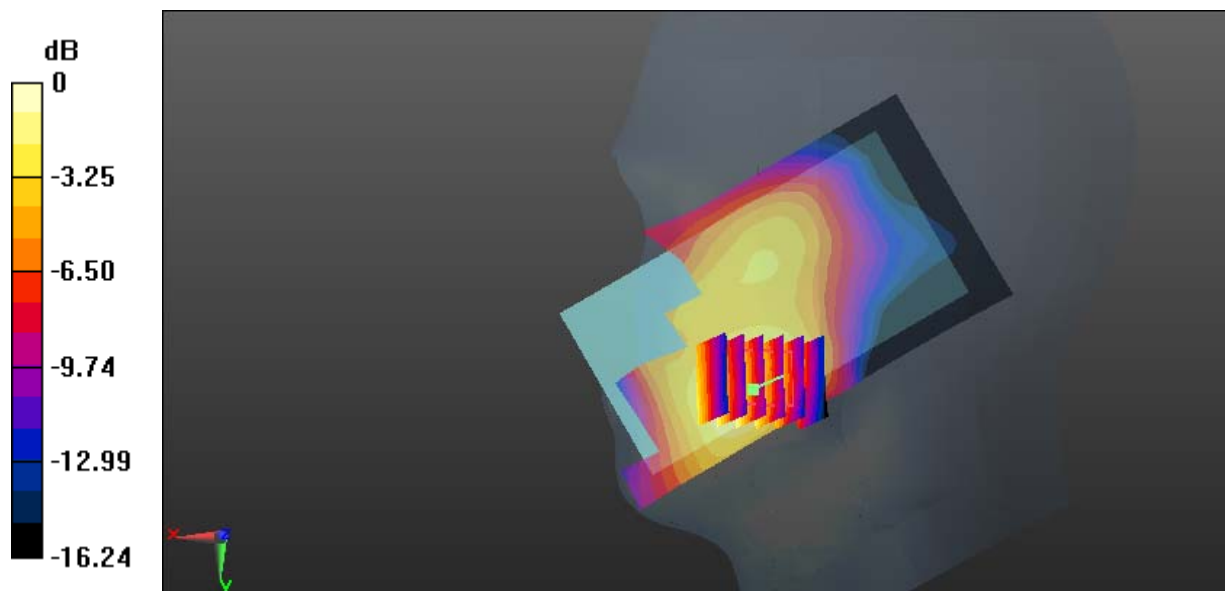
Zoom Scan (6x5x7)/Cube 0: Measurement grid: dx=8mm, dy=8mm, dz=5mm

Reference Value = 3.935 V/m; Power Drift = 0.14 dB

Peak SAR (extrapolated) = 0.930 W/kg

SAR(1 g) = 0.593 W/kg; SAR(10 g) = 0.373 W/kg

Maximum value of SAR (measured) = 0.814 W/kg



Test Plot 50#: LTE Band 4_Head Right Cheek_Middle_50%RB**DUT: Mobile Phone; Type: Astro 5 GO LTE; Serial: 18121800120**

Communication System: Generic FDD-LTE; Frequency: 1732.5 MHz; Duty Cycle: 1:1
Medium parameters used: $f = 1732.5$ MHz; $\sigma = 1.341$ S/m; $\epsilon_r = 41.137$; $\rho = 1000$ kg/m³ ;
Phantom section: Right Section

DASY5 Configuration:

- Probe: EX3DV4 - SN7441; ConvF(8.31, 8.31, 8.31); Calibrated: 2018/12/13;
- Sensor-Surface: 1.4mm (Mechanical Surface Detection)
- Electronics: DAE3 Sn471; Calibrated: 2018/12/3
- Phantom: SAM (30deg probe tilt) with CRP v5.0_20150321; Type: QD000P40CD; Serial: TP:1874
- Measurement SW: DASY52, Version 52.8 (8);

Area Scan (61x111x1): Interpolated grid: dx=1.500 mm, dy=1.500 mm

Maximum value of SAR (interpolated) = 0.656 W/kg


Zoom Scan (6x5x7)/Cube 0: Measurement grid: dx=8mm, dy=8mm, dz=5mm

Reference Value = 4.001 V/m; Power Drift = -0.15 dB

Peak SAR (extrapolated) = 0.708 W/kg

SAR(1 g) = 0.457 W/kg; SAR(10 g) = 0.288 W/kg

Maximum value of SAR (measured) = 0.622 W/kg



Test Plot 51#: LTE Band 4_Head Right Tilt_Middle_1RB**DUT: Mobile Phone; Type: Astro 5 GO LTE; Serial: 18121800120**

Communication System: Generic FDD-LTE; Frequency: 1732.5 MHz; Duty Cycle: 1:1
Medium parameters used: $f = 1732.5$ MHz; $\sigma = 1.341$ S/m; $\epsilon_r = 41.137$; $\rho = 1000$ kg/m³ ;
Phantom section: Right Section

DASY5 Configuration:

- Probe: EX3DV4 - SN7441; ConvF(8.31, 8.31, 8.31); Calibrated: 2018/12/13;
- Sensor-Surface: 1.4mm (Mechanical Surface Detection)
- Electronics: DAE3 Sn471; Calibrated: 2018/12/3
- Phantom: SAM (30deg probe tilt) with CRP v5.0_20150321; Type: QD000P40CD; Serial: TP:1874
- Measurement SW: DASY52, Version 52.8 (8);

Area Scan (61x111x1): Interpolated grid: dx=1.500 mm, dy=1.500 mm

Maximum value of SAR (interpolated) = 0.252 W/kg

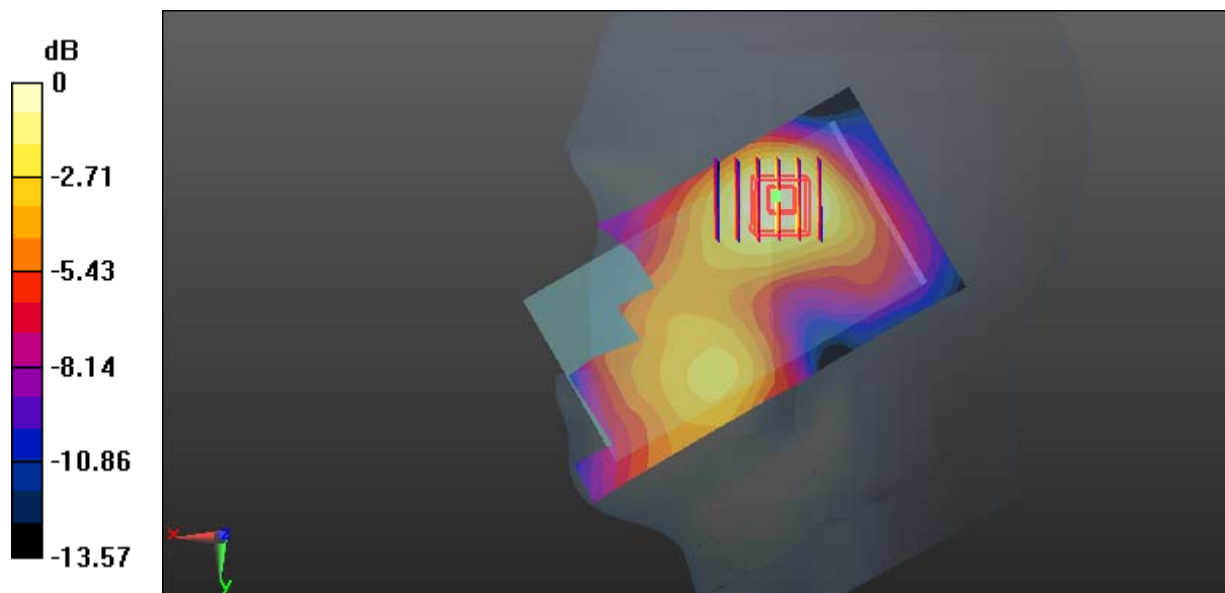
Zoom Scan (6x5x7)/Cube 0: Measurement grid: dx=8mm, dy=8mm, dz=5mm

Reference Value = 7.397 V/m; Power Drift = -0.12 dB

Peak SAR (extrapolated) = 0.274 W/kg

SAR(1 g) = 0.185 W/kg; SAR(10 g) = 0.123 W/kg

Maximum value of SAR (measured) = 0.245 W/kg



0 dB = 0.245 W/kg = -6.11 dBW/kg

Test Plot 52#: LTE Band 4_Head Right Tilt_Middle_50%RB**DUT: Mobile Phone; Type: Astro 5 GO LTE; Serial: 18121800120**

Communication System: Generic FDD-LTE; Frequency: 1732.5 MHz; Duty Cycle: 1:1
Medium parameters used: $f = 1732.5$ MHz; $\sigma = 1.341$ S/m; $\epsilon_r = 41.137$; $\rho = 1000$ kg/m³;
Phantom section: Right Section

DASY5 Configuration:

- Probe: EX3DV4 - SN7441; ConvF(8.31, 8.31, 8.31); Calibrated: 2018/12/13;
- Sensor-Surface: 1.4mm (Mechanical Surface Detection)
- Electronics: DAE3 Sn471; Calibrated: 2018/12/3
- Phantom: SAM (30deg probe tilt) with CRP v5.0_20150321; Type: QD000P40CD; Serial: TP:1874
- Measurement SW: DASY52, Version 52.8 (8);

Area Scan (61x111x1): Interpolated grid: dx=1.500 mm, dy=1.500 mm

Maximum value of SAR (interpolated) = 0.198 W/kg

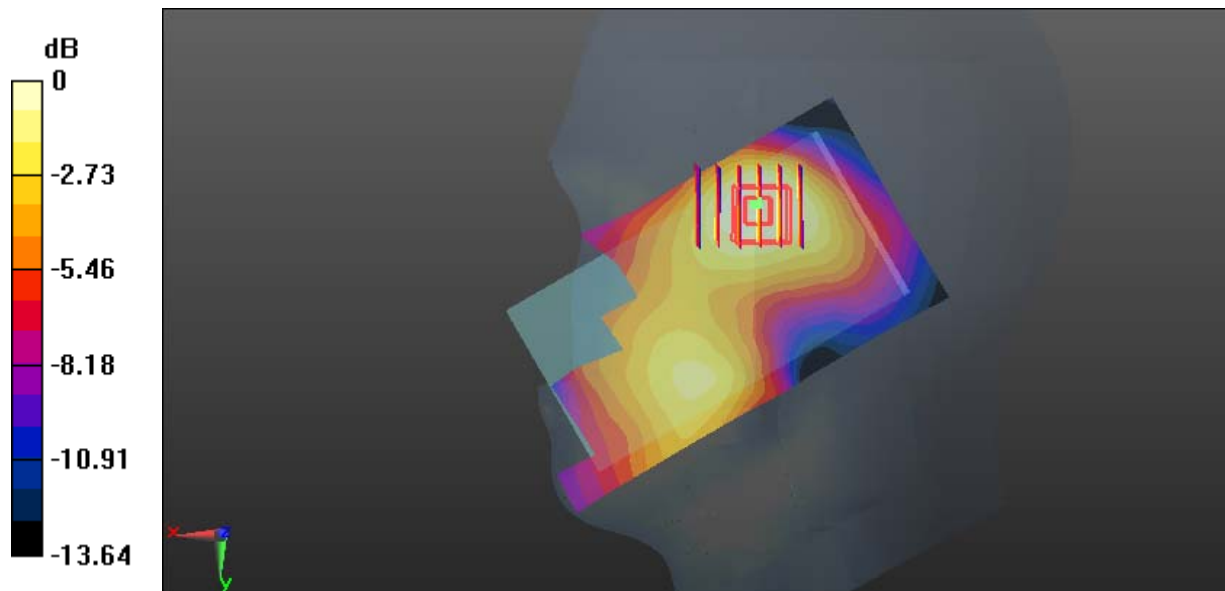
Zoom Scan (6x5x7)/Cube 0: Measurement grid: dx=8mm, dy=8mm, dz=5mm

Reference Value = 6.354 V/m; Power Drift = 0.04 dB

Peak SAR (extrapolated) = 0.200 W/kg

SAR(1 g) = 0.138 W/kg; SAR(10 g) = 0.091 W/kg

Maximum value of SAR (measured) = 0.174 W/kg



0 dB = 0.174 W/kg = -7.59 dBW/kg

Test Plot 53#: LTE Band 4_Body Back_Low_1RB**DUT: Mobile Phone; Type: Astro 5 GO LTE; Serial: 18121800120**

Communication System: Generic FDD-LTE; Frequency: 1720 MHz; Duty Cycle: 1:1
Medium parameters used: $f = 1720$ MHz; $\sigma = 1.517$ S/m; $\epsilon_r = 52.828$; $\rho = 1000$ kg/m³ ;
Phantom section: Flat Section

DASY5 Configuration:

- Probe: EX3DV4 - SN7441; ConvF(8.01, 8.01, 8.01); Calibrated: 2018/12/13;
- Sensor-Surface: 1.4mm (Mechanical Surface Detection)
- Electronics: DAE3 Sn471; Calibrated: 2018/12/3
- Phantom: SAM (30deg probe tilt) with CRP v5.0_20150321; Type: QD000P40CD; Serial: TP:1874
- Measurement SW: DASY52, Version 52.8 (8);

Area Scan (61x111x1): Interpolated grid: dx=1.500 mm, dy=1.500 mm

Maximum value of SAR (interpolated) = 1.17 W/kg

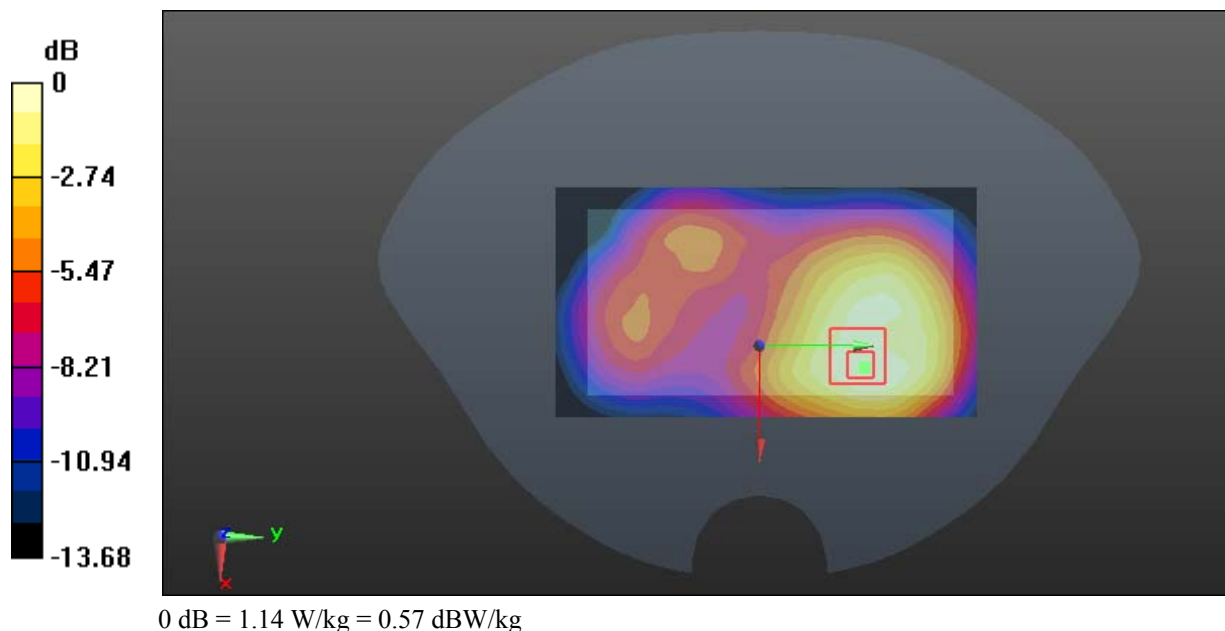
Zoom Scan (5x5x7)/Cube 0: Measurement grid: dx=8mm, dy=8mm, dz=5mm

Reference Value = 11.09 V/m; Power Drift = -0.15 dB

Peak SAR (extrapolated) = 1.33 W/kg

SAR(1 g) = 0.803 W/kg; SAR(10 g) = 0.510 W/kg

Maximum value of SAR (measured) = 1.14 W/kg



Test Plot 54#: LTE Band 4_Body Back_Middle_1RB**DUT: Mobile Phone; Type: Astro 5 GO LTE; Serial: 18121800120**

Communication System: Generic FDD-LTE; Frequency: 1732.5 MHz; Duty Cycle: 1:1
Medium parameters used: $f = 1732.5$ MHz; $\sigma = 1.526$ S/m; $\epsilon_r = 52.825$; $\rho = 1000$ kg/m³;
Phantom section: Flat Section

DASY5 Configuration:

- Probe: EX3DV4 - SN7441; ConvF(8.01, 8.01, 8.01); Calibrated: 2018/12/13;
- Sensor-Surface: 1.4mm (Mechanical Surface Detection)
- Electronics: DAE3 Sn471; Calibrated: 2018/12/3
- Phantom: SAM (30deg probe tilt) with CRP v5.0_20150321; Type: QD000P40CD; Serial: TP:1874
- Measurement SW: DASY52, Version 52.8 (8);

Area Scan (61x111x1): Interpolated grid: dx=1.500 mm, dy=1.500 mm

Maximum value of SAR (interpolated) = 1.15 W/kg

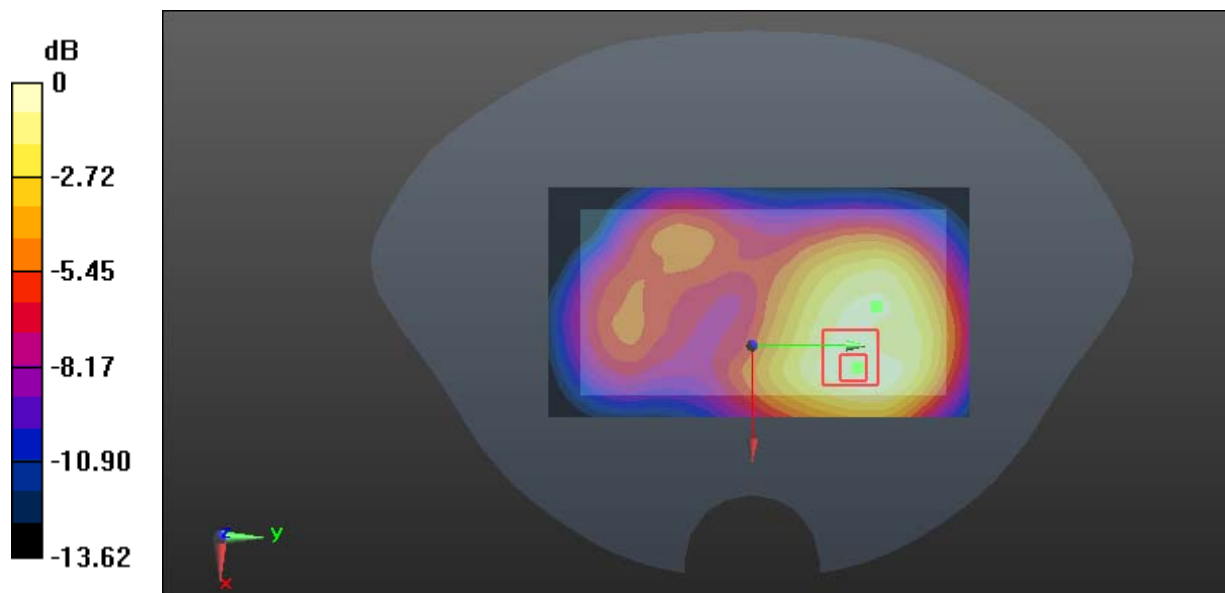
Zoom Scan (5x5x7)/Cube 0: Measurement grid: dx=8mm, dy=8mm, dz=5mm

Reference Value = 11.22 V/m; Power Drift = -0.01 dB

Peak SAR (extrapolated) = 1.32 W/kg

SAR(1 g) = 0.801 W/kg; SAR(10 g) = 0.510 W/kg

Maximum value of SAR (measured) = 1.13 W/kg



0 dB = 1.13 W/kg = 0.53 dBW/kg

Test Plot 55#: LTE Band 4_Body Back_High_1RB**DUT: Mobile Phone; Type: Astro 5 GO LTE; Serial: 18121800120**

Communication System: Generic FDD-LTE; Frequency: 1745 MHz; Duty Cycle: 1:1
Medium parameters used: $f = 1745$ MHz; $\sigma = 1.532$ S/m; $\epsilon_r = 52.652$; $\rho = 1000$ kg/m³ ;
Phantom section: Flat Section

DASY5 Configuration:

- Probe: EX3DV4 - SN7441; ConvF(8.01, 8.01, 8.01); Calibrated: 2018/12/13;
- Sensor-Surface: 1.4mm (Mechanical Surface Detection)
- Electronics: DAE3 Sn471; Calibrated: 2018/12/3
- Phantom: SAM (30deg probe tilt) with CRP v5.0_20150321; Type: QD000P40CD; Serial: TP:1874
- Measurement SW: DASY52, Version 52.8 (8);

Area Scan (61x111x1): Interpolated grid: dx=1.500 mm, dy=1.500 mm

Maximum value of SAR (interpolated) = 1.13 W/kg

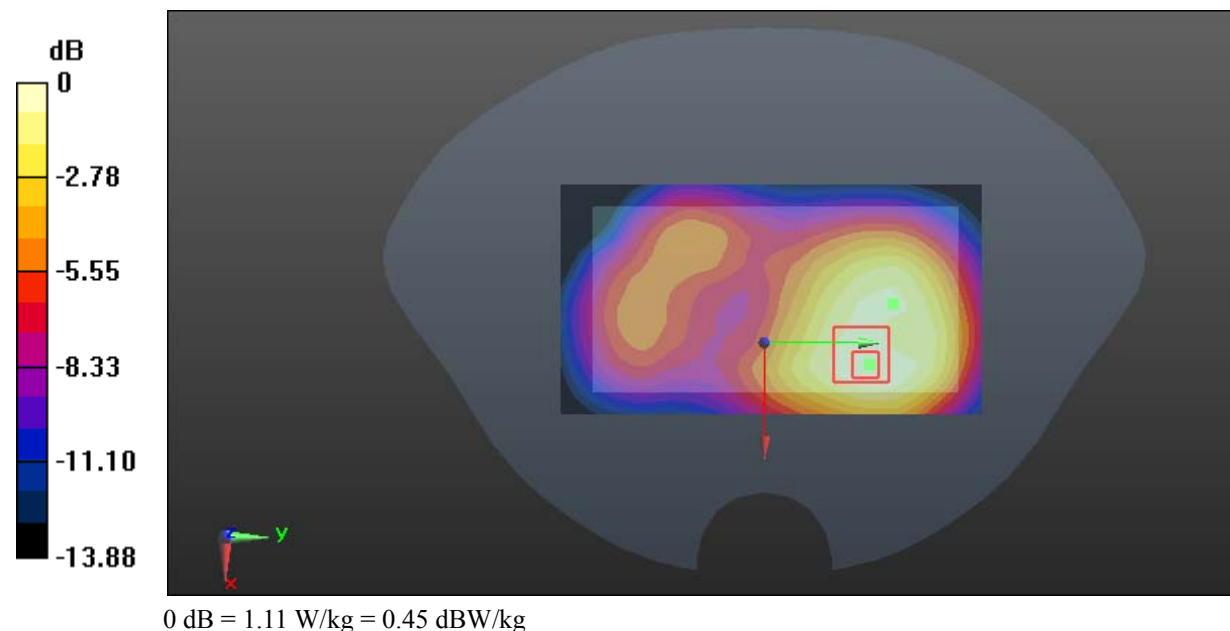
Zoom Scan (5x5x7)/Cube 0: Measurement grid: dx=8mm, dy=8mm, dz=5mm

Reference Value = 11.04 V/m; Power Drift = 0.04 dB

Peak SAR (extrapolated) = 1.31 W/kg

SAR(1 g) = 0.783 W/kg; SAR(10 g) = 0.495 W/kg

Maximum value of SAR (measured) = 1.11 W/kg



Test Plot 56#: LTE Band 4_Body Back_Middle_50%RB**DUT: Mobile Phone; Type: Astro 5 GO LTE; Serial: 18121800120**

Communication System: Generic FDD-LTE; Frequency: 1732.5 MHz; Duty Cycle: 1:1
 Medium parameters used: $f = 1732.5$ MHz; $\sigma = 1.526$ S/m; $\epsilon_r = 52.825$; $\rho = 1000$ kg/m³;
 Phantom section: Flat Section

DASY5 Configuration:

- Probe: EX3DV4 - SN7441; ConvF(8.01, 8.01, 8.01); Calibrated: 2018/12/13;
- Sensor-Surface: 1.4mm (Mechanical Surface Detection)
- Electronics: DAE3 Sn471; Calibrated: 2018/12/3
- Phantom: SAM (30deg probe tilt) with CRP v5.0_20150321; Type: QD000P40CD; Serial: TP:1874
- Measurement SW: DASY52, Version 52.8 (8);

Area Scan (61x111x1): Interpolated grid: dx=1.500 mm, dy=1.500 mm

Maximum value of SAR (interpolated) = 0.876 W/kg

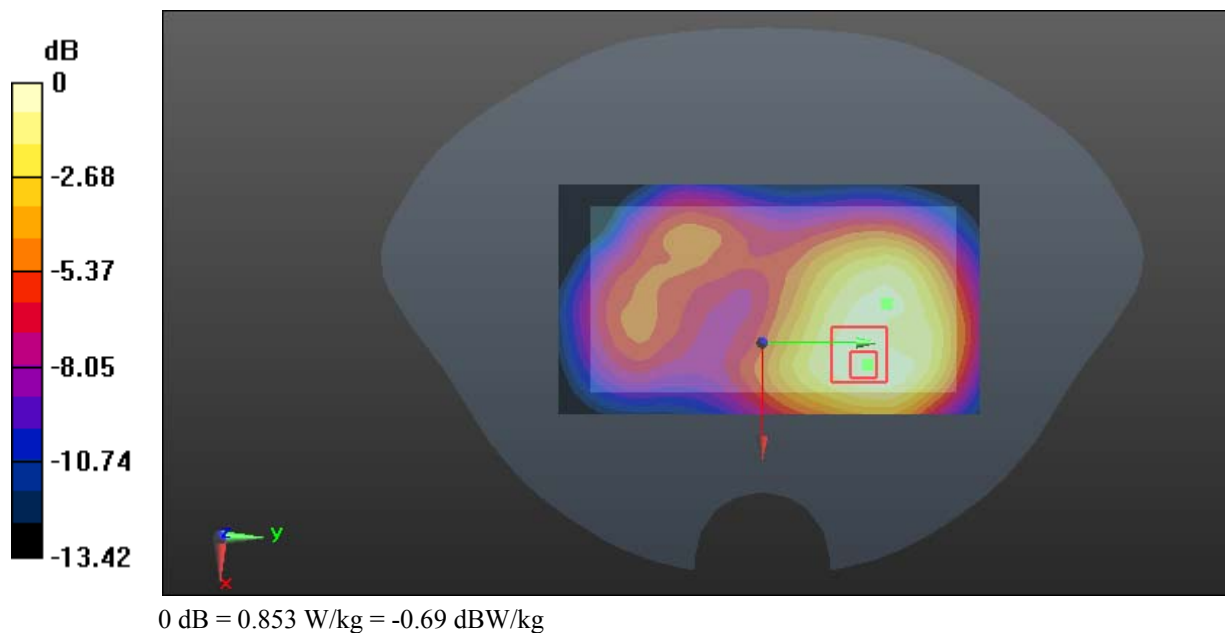
Zoom Scan (5x5x7)/Cube 0: Measurement grid: dx=8mm, dy=8mm, dz=5mm

Reference Value = 9.783 V/m; Power Drift = -0.04 dB

Peak SAR (extrapolated) = 1.00 W/kg

SAR(1 g) = 0.599 W/kg; SAR(10 g) = 0.380 W/kg

Maximum value of SAR (measured) = 0.853 W/kg



Test Plot 57#: LTE Band 4_Body Right_Middle_1RB**DUT: Mobile Phone; Type: Astro 5 GO LTE; Serial: 18121800120**

Communication System: Generic FDD-LTE; Frequency: 1732.5 MHz; Duty Cycle: 1:1
 Medium parameters used: $f = 1732.5$ MHz; $\sigma = 1.526$ S/m; $\epsilon_r = 52.825$; $\rho = 1000$ kg/m³;
 Phantom section: Flat Section

DASY5 Configuration:

- Probe: EX3DV4 - SN7441; ConvF(8.01, 8.01, 8.01); Calibrated: 2018/12/13;
- Sensor-Surface: 1.4mm (Mechanical Surface Detection)
- Electronics: DAE3 Sn471; Calibrated: 2018/12/3
- Phantom: SAM (30deg probe tilt) with CRP v5.0_20150321; Type: QD000P40CD; Serial: TP:1874
- Measurement SW: DASY52, Version 52.8 (8);

Area Scan (41x111x1): Interpolated grid: dx=1.500 mm, dy=1.500 mm

Maximum value of SAR (interpolated) = 0.563 W/kg

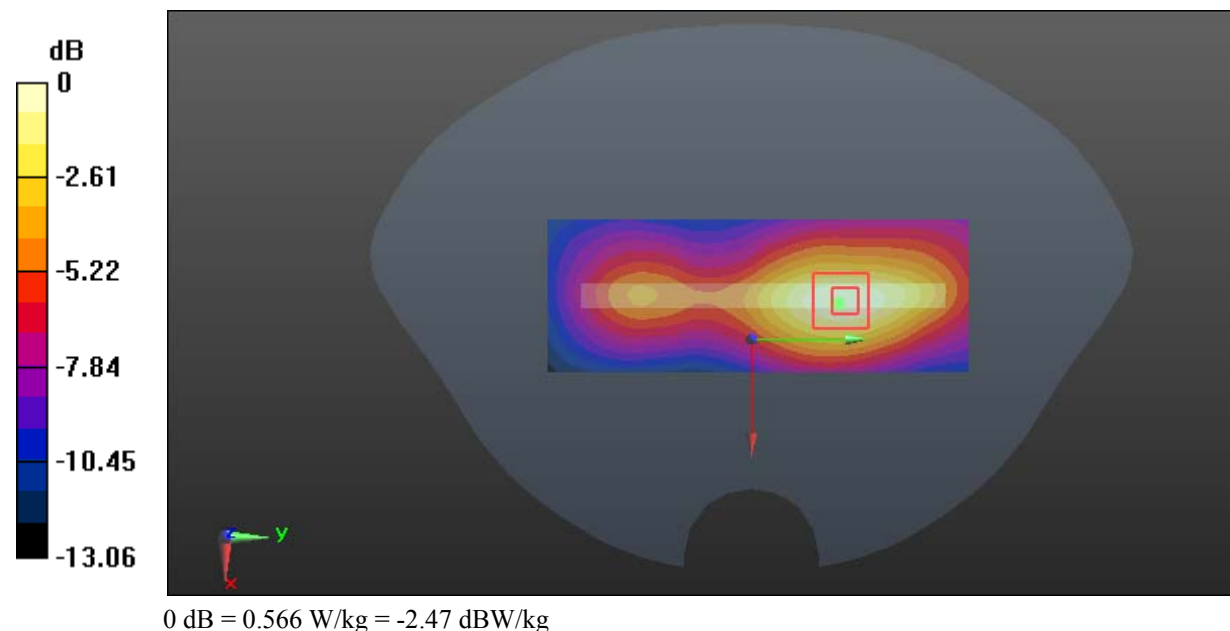
Zoom Scan (5x5x7)/Cube 0: Measurement grid: dx=8mm, dy=8mm, dz=5mm

Reference Value = 10.86 V/m; Power Drift = -0.06 dB

Peak SAR (extrapolated) = 0.672 W/kg

SAR(1 g) = 0.399 W/kg; SAR(10 g) = 0.243 W/kg

Maximum value of SAR (measured) = 0.566 W/kg



Test Plot 58#: LTE Band 4_Body Right_Middle_50%RB**DUT: Mobile Phone; Type: Astro 5 GO LTE; Serial: 18121800120**

Communication System: Generic FDD-LTE; Frequency: 1732.5 MHz; Duty Cycle: 1:1
Medium parameters used: $f = 1732.5$ MHz; $\sigma = 1.526$ S/m; $\epsilon_r = 52.825$; $\rho = 1000$ kg/m³ ;
Phantom section: Flat Section

DASY5 Configuration:

- Probe: EX3DV4 - SN7441; ConvF(8.01, 8.01, 8.01); Calibrated: 2018/12/13;
- Sensor-Surface: 1.4mm (Mechanical Surface Detection)
- Electronics: DAE3 Sn471; Calibrated: 2018/12/3
- Phantom: SAM (30deg probe tilt) with CRP v5.0_20150321; Type: QD000P40CD; Serial: TP:1874
- Measurement SW: DASY52, Version 52.8 (8);

Area Scan (41x111x1): Interpolated grid: dx=1.500 mm, dy=1.500 mm

Maximum value of SAR (interpolated) = 0.425 W/kg

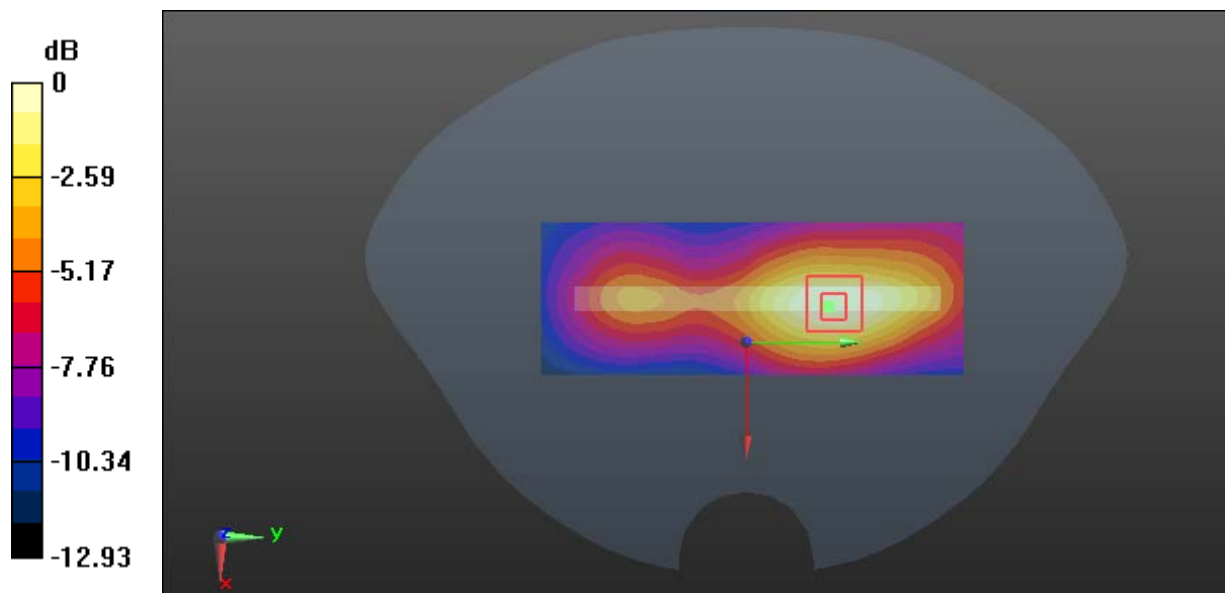
Zoom Scan (5x5x7)/Cube 0: Measurement grid: dx=8mm, dy=8mm, dz=5mm

Reference Value = 9.413 V/m; Power Drift = 0.01 dB

Peak SAR (extrapolated) = 0.480 W/kg

SAR(1 g) = 0.290 W/kg; SAR(10 g) = 0.178 W/kg

Maximum value of SAR (measured) = 0.406 W/kg



Test Plot 59#: LTE Band 4_Body Bottom_Middle_1RB**DUT: Mobile Phone; Type: Astro 5 GO LTE; Serial: 18121800120**

Communication System: Generic FDD-LTE; Frequency: 1732.5 MHz; Duty Cycle: 1:1
Medium parameters used: $f = 1732.5$ MHz; $\sigma = 1.526$ S/m; $\epsilon_r = 52.825$; $\rho = 1000$ kg/m³;
Phantom section: Flat Section

DASY5 Configuration:

- Probe: EX3DV4 - SN7441; ConvF(8.01, 8.01, 8.01); Calibrated: 2018/12/13;
- Sensor-Surface: 1.4mm (Mechanical Surface Detection)
- Electronics: DAE3 Sn471; Calibrated: 2018/12/3
- Phantom: SAM (30deg probe tilt) with CRP v5.0_20150321; Type: QD000P40CD; Serial: TP:1874
- Measurement SW: DASY52, Version 52.8 (8);

Area Scan (41x61x1): Interpolated grid: dx=1.500 mm, dy=1.500 mm

Maximum value of SAR (interpolated) = 0.996 W/kg

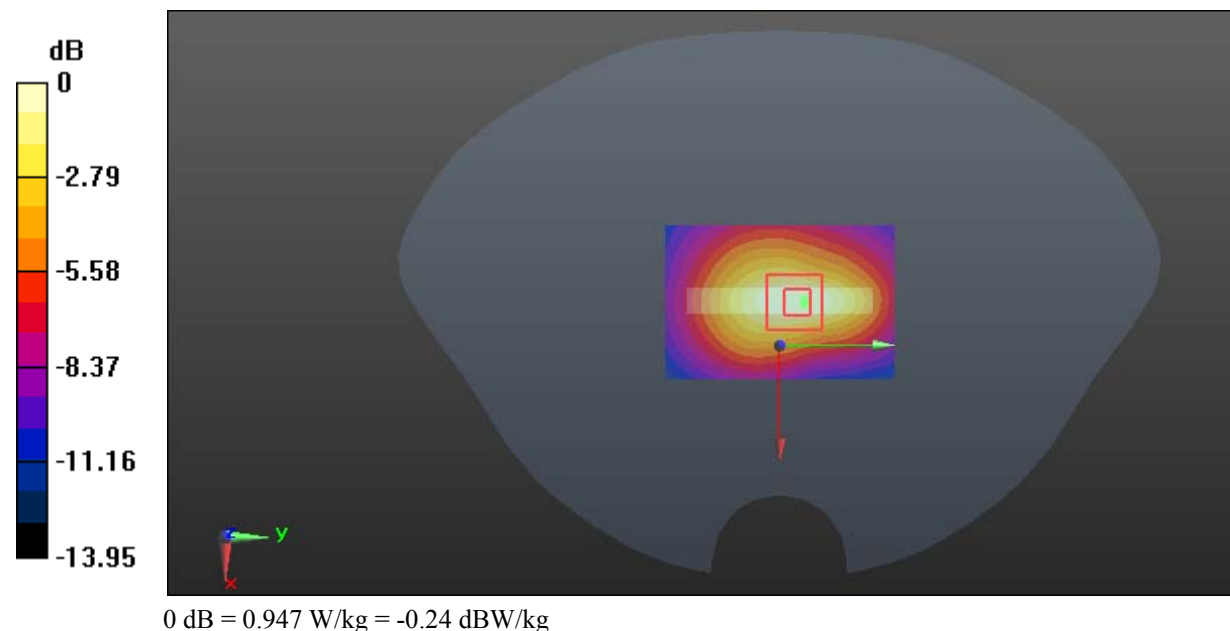
Zoom Scan (5x5x7)/Cube 0: Measurement grid: dx=8mm, dy=8mm, dz=5mm

Reference Value = 21.21 V/m; Power Drift = -0.02 dB

Peak SAR (extrapolated) = 1.13 W/kg

SAR(1 g) = 0.661 W/kg; SAR(10 g) = 0.386 W/kg

Maximum value of SAR (measured) = 0.947 W/kg



Test Plot 60#: LTE Band 4_Body Bottom_Middle_50%RB**DUT: Mobile Phone; Type: Astro 5 GO LTE; Serial: 18121800120**

Communication System: Generic FDD-LTE; Frequency: 1732.5 MHz; Duty Cycle: 1:1
Medium parameters used: $f = 1732.5$ MHz; $\sigma = 1.526$ S/m; $\epsilon_r = 52.825$; $\rho = 1000$ kg/m³;
Phantom section: Flat Section

DASY5 Configuration:

- Probe: EX3DV4 - SN7441; ConvF(8.01, 8.01, 8.01); Calibrated: 2018/12/13;
- Sensor-Surface: 1.4mm (Mechanical Surface Detection)
- Electronics: DAE3 Sn471; Calibrated: 2018/12/3
- Phantom: SAM (30deg probe tilt) with CRP v5.0_20150321; Type: QD000P40CD; Serial: TP:1874
- Measurement SW: DASY52, Version 52.8 (8);

Area Scan (41x61x1): Interpolated grid: dx=1.500 mm, dy=1.500 mm

Maximum value of SAR (interpolated) = 0.724 W/kg

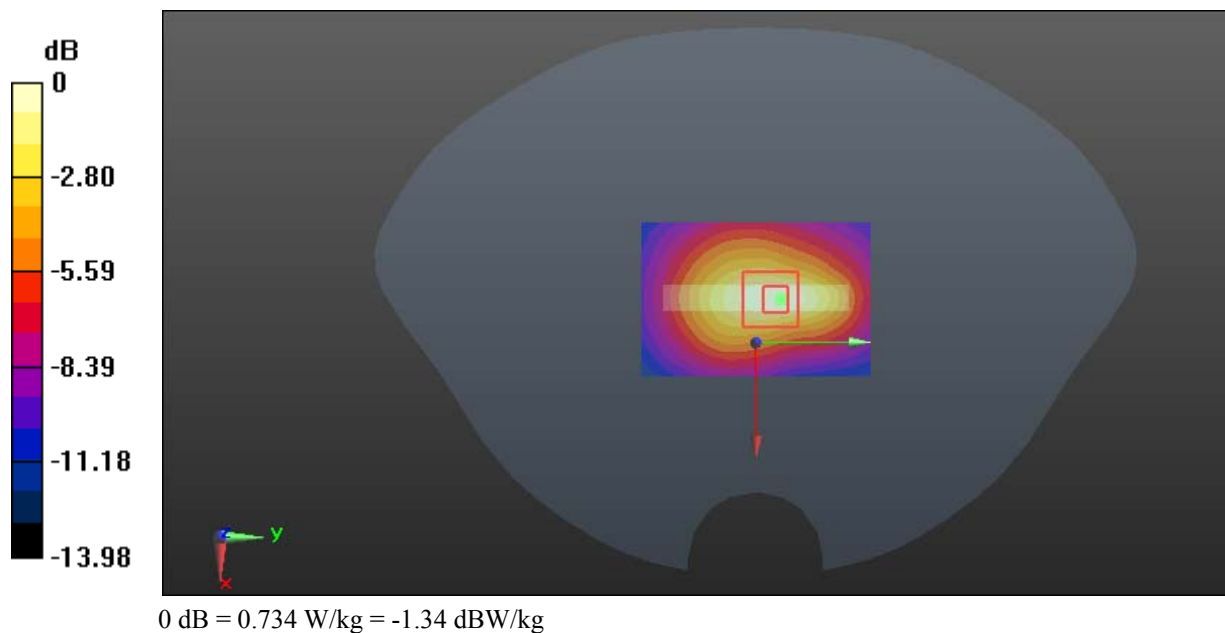
Zoom Scan (5x5x7)/Cube 0: Measurement grid: dx=8mm, dy=8mm, dz=5mm

Reference Value = 18.16 V/m; Power Drift = 0.06 dB

Peak SAR (extrapolated) = 0.873 W/kg

SAR(1 g) = 0.500 W/kg; SAR(10 g) = 0.290 W/kg

Maximum value of SAR (measured) = 0.734 W/kg



Test Plot 61#: LTE Band 5_Head Left Cheek_Middle_1RB**DUT: Mobile Phone; Type: Astro 5 GO LTE; Serial: 18121800120**

Communication System: Generic FDD-LTE; Frequency: 836.5 MHz; Duty Cycle: 1:1
Medium parameters used: $f = 836.5$ MHz; $\sigma = 0.875$ S/m; $\epsilon_r = 42.347$; $\rho = 1000$ kg/m³ ;
Phantom section: Left Section

DASY5 Configuration:

- Probe: EX3DV4 - SN7441; ConvF(10.05, 10.05, 10.05); Calibrated: 2018/12/13;
- Sensor-Surface: 1.4mm (Mechanical Surface Detection)
- Electronics: DAE3 Sn471; Calibrated: 2018/12/3
- Phantom: SAM (30deg probe tilt) with CRP v5.0_20150321; Type: QD000P40CD; Serial: TP:1874
- Measurement SW: DASY52, Version 52.8 (8);

Area Scan (61x111x1): Interpolated grid: dx=1.500 mm, dy=1.500 mm

Maximum value of SAR (interpolated) = 0.279 W/kg

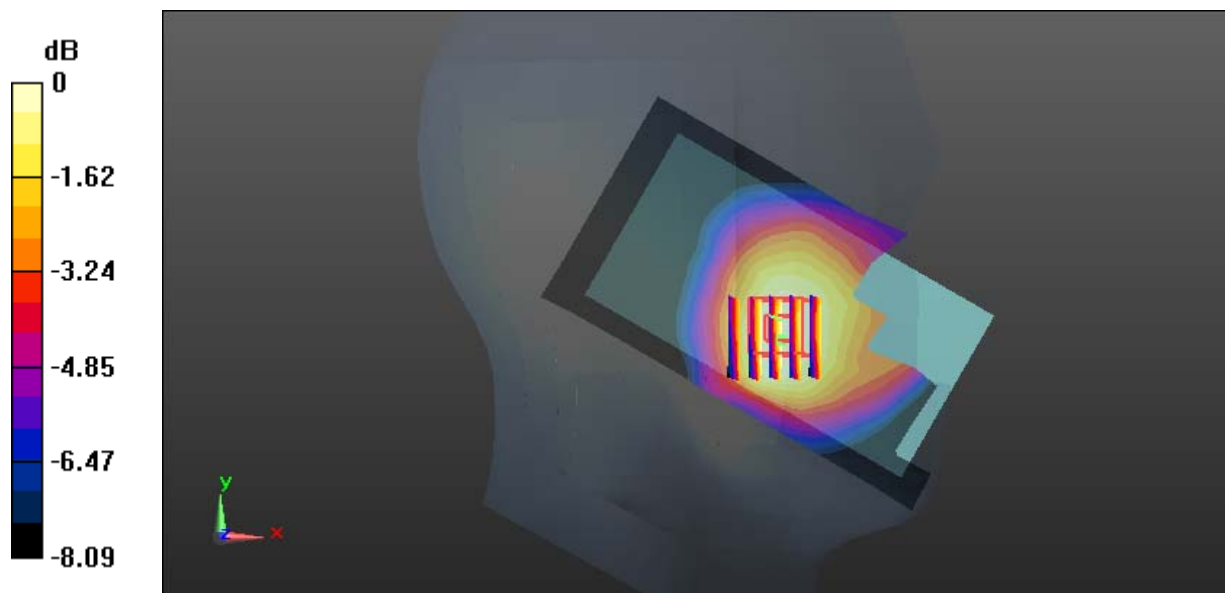
Zoom Scan (5x5x7)/Cube 0: Measurement grid: dx=8mm, dy=8mm, dz=5mm

Reference Value = 4.141 V/m; Power Drift = -0.16 dB

Peak SAR (extrapolated) = 0.283 W/kg

SAR(1 g) = 0.222 W/kg; SAR(10 g) = 0.173 W/kg

Maximum value of SAR (measured) = 0.256 W/kg



Test Plot 62#: LTE Band 5_Head Left Cheek_Middle_50%RB**DUT: Mobile Phone; Type: Astro 5 GO LTE; Serial: 18121800120**

Communication System: Generic FDD-LTE; Frequency: 836.5 MHz; Duty Cycle: 1:1
Medium parameters used: $f = 836.5$ MHz; $\sigma = 0.875$ S/m; $\epsilon_r = 42.347$; $\rho = 1000$ kg/m³ ;
Phantom section: Left Section

DASY5 Configuration:

- Probe: EX3DV4 - SN7441; ConvF(10.05, 10.05, 10.05); Calibrated: 2018/12/13;
- Sensor-Surface: 1.4mm (Mechanical Surface Detection)
- Electronics: DAE3 Sn471; Calibrated: 2018/12/3
- Phantom: SAM (30deg probe tilt) with CRP v5.0_20150321; Type: QD000P40CD; Serial: TP:1874
- Measurement SW: DASY52, Version 52.8 (8);

Area Scan (61x111x1): Interpolated grid: dx=1.500 mm, dy=1.500 mm

Maximum value of SAR (interpolated) = 0.252 W/kg

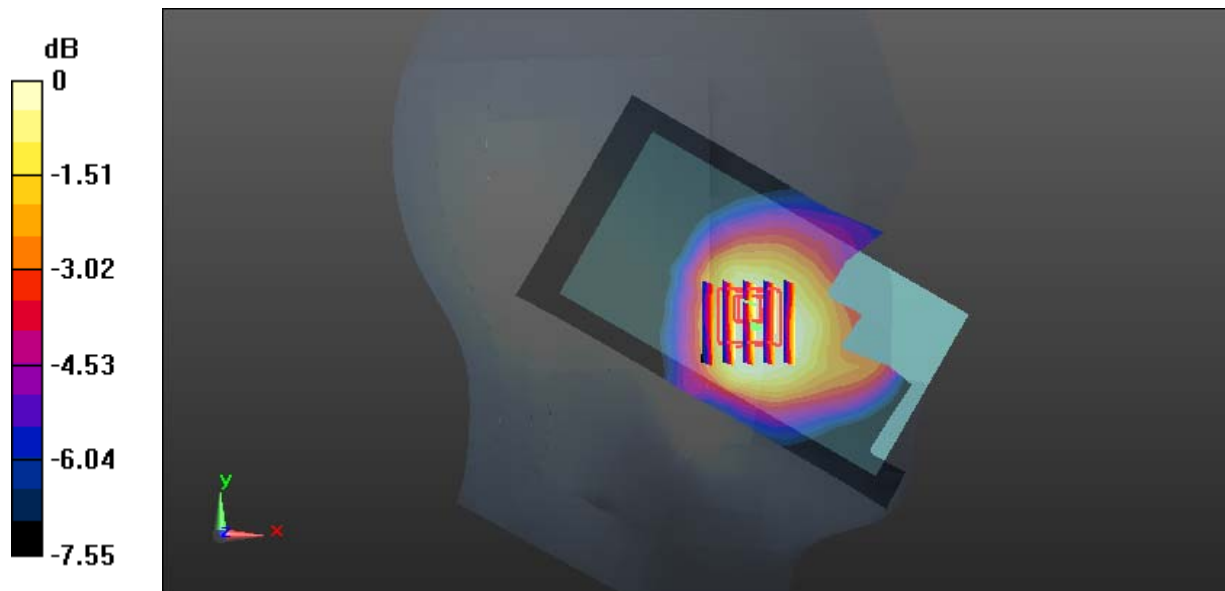
Zoom Scan (5x5x7)/Cube 0: Measurement grid: dx=8mm, dy=8mm, dz=5mm

Reference Value = 2.865 V/m; Power Drift = 0.19 dB

Peak SAR (extrapolated) = 0.236 W/kg

SAR(1 g) = 0.188 W/kg; SAR(10 g) = 0.143 W/kg

Maximum value of SAR (measured) = 0.222 W/kg



Test Plot 63#: LTE Band 5_Head Left Tilt_Middle_1RB**DUT: Mobile Phone; Type: Astro 5 GO LTE; Serial: 18121800120**

Communication System: Generic FDD-LTE; Frequency: 836.5 MHz; Duty Cycle: 1:1
Medium parameters used: $f = 836.5$ MHz; $\sigma = 0.875$ S/m; $\epsilon_r = 42.347$; $\rho = 1000$ kg/m³ ;
Phantom section: Left Section

DASY5 Configuration:

- Probe: EX3DV4 - SN7441; ConvF(10.05, 10.05, 10.05); Calibrated: 2018/12/13;
- Sensor-Surface: 1.4mm (Mechanical Surface Detection)
- Electronics: DAE3 Sn471; Calibrated: 2018/12/3
- Phantom: SAM (30deg probe tilt) with CRP v5.0_20150321; Type: QD000P40CD; Serial: TP:1874
- Measurement SW: DASY52, Version 52.8 (8);

Area Scan (61x111x1): Interpolated grid: dx=1.500 mm, dy=1.500 mm

Maximum value of SAR (interpolated) = 0.112 W/kg

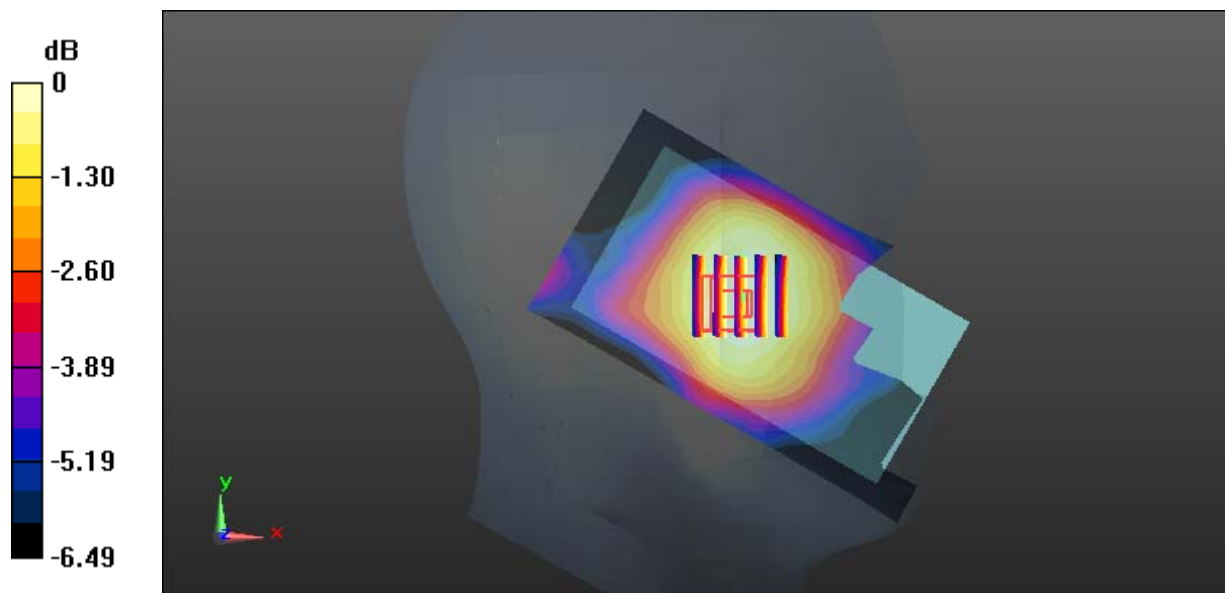
Zoom Scan (5x5x7)/Cube 0: Measurement grid: dx=8mm, dy=8mm, dz=5mm

Reference Value = 5.744 V/m; Power Drift = 0.13 dB

Peak SAR (extrapolated) = 0.118 W/kg

SAR(1 g) = 0.099 W/kg; SAR(10 g) = 0.079 W/kg

Maximum value of SAR (measured) = 0.111 W/kg



Test Plot 64#: LTE Band 5_Head Left Tilt_Middle_50%RB**DUT: Mobile Phone; Type: Astro 5 GO LTE; Serial: 18121800120**

Communication System: Generic FDD-LTE; Frequency: 836.5 MHz; Duty Cycle: 1:1
Medium parameters used: $f = 836.5$ MHz; $\sigma = 0.875$ S/m; $\epsilon_r = 42.347$; $\rho = 1000$ kg/m³ ;
Phantom section: Left Section

DASY5 Configuration:

- Probe: EX3DV4 - SN7441; ConvF(10.05, 10.05, 10.05); Calibrated: 2018/12/13;
- Sensor-Surface: 1.4mm (Mechanical Surface Detection)
- Electronics: DAE3 Sn471; Calibrated: 2018/12/3
- Phantom: SAM (30deg probe tilt) with CRP v5.0_20150321; Type: QD000P40CD; Serial: TP:1874
- Measurement SW: DASY52, Version 52.8 (8);

Area Scan (61x111x1): Interpolated grid: dx=1.500 mm, dy=1.500 mm

Maximum value of SAR (interpolated) = 0.111 W/kg

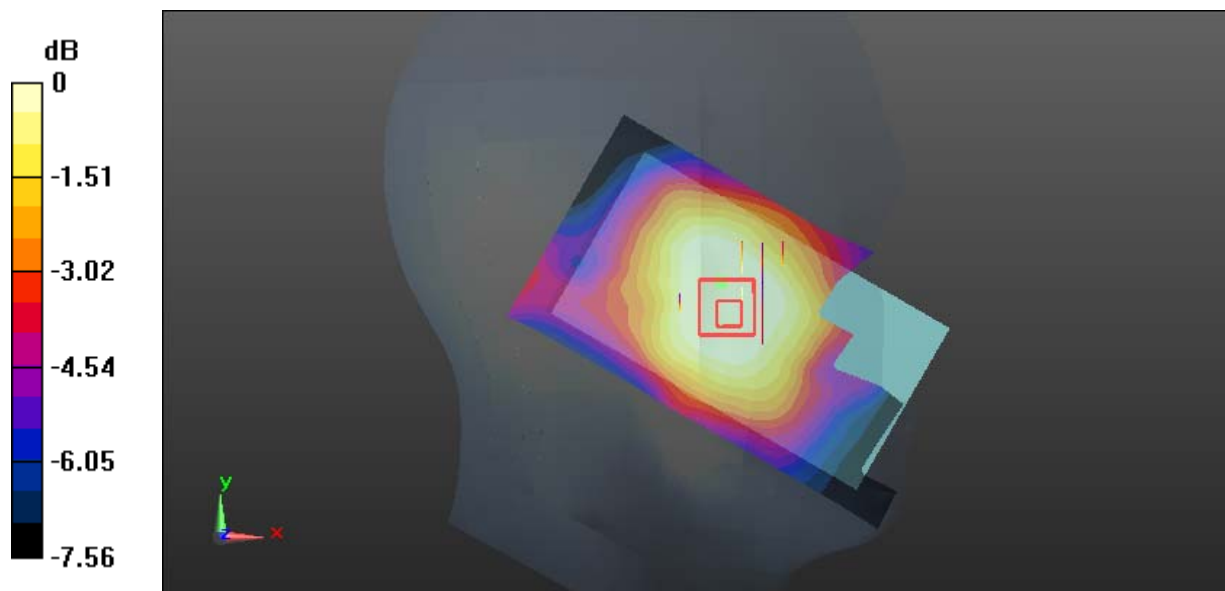
Zoom Scan (6x6x7)/Cube 0: Measurement grid: dx=8mm, dy=8mm, dz=5mm

Reference Value = 6.212 V/m; Power Drift = -0.17 dB

Peak SAR (extrapolated) = 0.103 W/kg

SAR(1 g) = 0.086 W/kg; SAR(10 g) = 0.068 W/kg

Maximum value of SAR (measured) = 0.0970 W/kg



Test Plot 65#: LTE Band 5_Head Right Cheek_Middle_1RB**DUT: Mobile Phone; Type: Astro 5 GO LTE; Serial: 18121800120**

Communication System: Generic FDD-LTE; Frequency: 836.5 MHz; Duty Cycle: 1:1
Medium parameters used: $f = 836.5$ MHz; $\sigma = 0.875$ S/m; $\epsilon_r = 42.347$; $\rho = 1000$ kg/m³;
Phantom section: Right Section

DASY5 Configuration:

- Probe: EX3DV4 - SN7441; ConvF(10.05, 10.05, 10.05); Calibrated: 2018/12/13;
- Sensor-Surface: 1.4mm (Mechanical Surface Detection)
- Electronics: DAE3 Sn471; Calibrated: 2018/12/3
- Phantom: SAM (30deg probe tilt) with CRP v5.0_20150321; Type: QD000P40CD; Serial: TP:1874
- Measurement SW: DASY52, Version 52.8 (8);

Area Scan (61x111x1): Interpolated grid: dx=1.500 mm, dy=1.500 mm

Maximum value of SAR (interpolated) = 0.418 W/kg

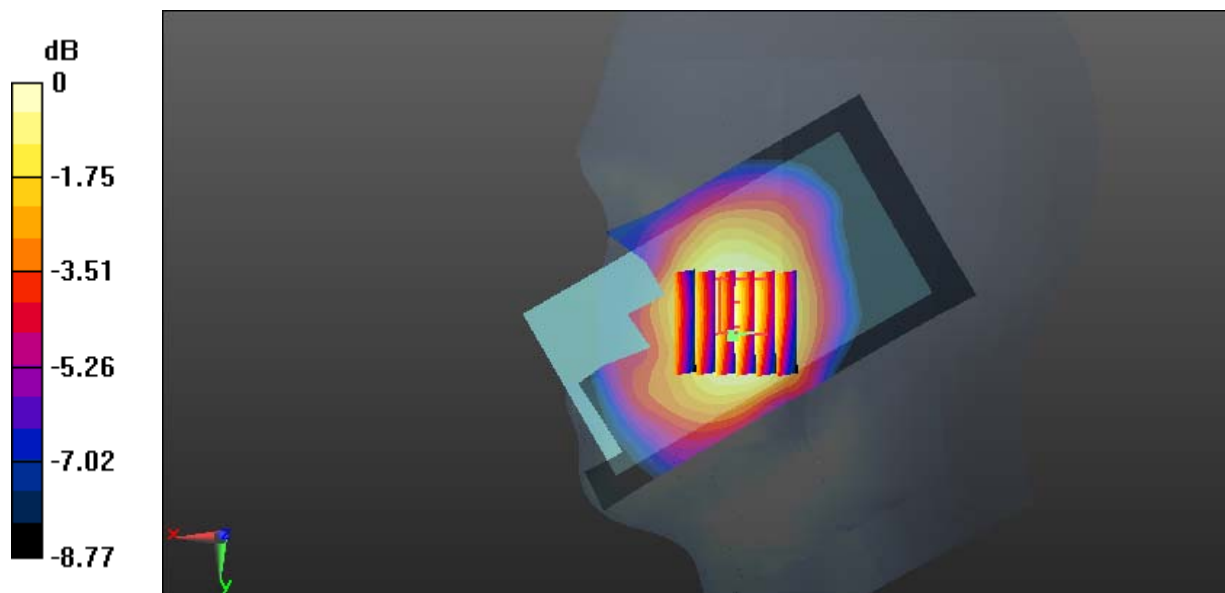
Zoom Scan (6x6x7)/Cube 0: Measurement grid: dx=8mm, dy=8mm, dz=5mm

Reference Value = 5.082 V/m; Power Drift = -0.18 dB

Peak SAR (extrapolated) = 0.417 W/kg

SAR(1 g) = 0.337 W/kg; SAR(10 g) = 0.264 W/kg

Maximum value of SAR (measured) = 0.389 W/kg



Test Plot 66#: LTE Band 5_Head Right Cheek_Middle_50%RB**DUT: Mobile Phone; Type: Astro 5 GO LTE; Serial: 18121800120**

Communication System: Generic FDD-LTE; Frequency: 836.5 MHz; Duty Cycle: 1:1
Medium parameters used: $f = 836.5$ MHz; $\sigma = 0.875$ S/m; $\epsilon_r = 42.347$; $\rho = 1000$ kg/m³ ;
Phantom section: Right Section

DASY5 Configuration:

- Probe: EX3DV4 - SN7441; ConvF(10.05, 10.05, 10.05); Calibrated: 2018/12/13;
- Sensor-Surface: 1.4mm (Mechanical Surface Detection)
- Electronics: DAE3 Sn471; Calibrated: 2018/12/3
- Phantom: SAM (30deg probe tilt) with CRP v5.0_20150321; Type: QD000P40CD; Serial: TP:1874
- Measurement SW: DASY52, Version 52.8 (8);

Area Scan (61x111x1): Interpolated grid: dx=1.500 mm, dy=1.500 mm

Maximum value of SAR (interpolated) = 0.308 W/kg


Zoom Scan (6x6x7)/Cube 0: Measurement grid: dx=8mm, dy=8mm, dz=5mm

Reference Value = 4.106 V/m; Power Drift = 0.10 dB

Peak SAR (extrapolated) = 0.317 W/kg

SAR(1 g) = 0.254 W/kg; SAR(10 g) = 0.199 W/kg

Maximum value of SAR (measured) = 0.293 W/kg



Test Plot 67#: LTE Band 5_Head Right Tilt_Middle_1RB**DUT: Mobile Phone; Type: Astro 5 GO LTE; Serial: 18121800120**

Communication System: Generic FDD-LTE; Frequency: 836.5 MHz; Duty Cycle: 1:1
Medium parameters used: $f = 836.5$ MHz; $\sigma = 0.875$ S/m; $\epsilon_r = 42.347$; $\rho = 1000$ kg/m³ ;
Phantom section: Right Section

DASY5 Configuration:

- Probe: EX3DV4 - SN7441; ConvF(10.05, 10.05, 10.05); Calibrated: 2018/12/13;
- Sensor-Surface: 1.4mm (Mechanical Surface Detection)
- Electronics: DAE3 Sn471; Calibrated: 2018/12/3
- Phantom: SAM (30deg probe tilt) with CRP v5.0_20150321; Type: QD000P40CD; Serial: TP:1874
- Measurement SW: DASY52, Version 52.8 (8);

Area Scan (61x111x1): Interpolated grid: dx=1.500 mm, dy=1.500 mm

Maximum value of SAR (interpolated) = 0.171 W/kg


Zoom Scan (6x6x7)/Cube 0: Measurement grid: dx=8mm, dy=8mm, dz=5mm

Reference Value = 7.313 V/m; Power Drift = 0.17 dB

Peak SAR (extrapolated) = 0.182 W/kg

SAR(1 g) = 0.151 W/kg; SAR(10 g) = 0.120 W/kg

Maximum value of SAR (measured) = 0.170 W/kg



Test Plot 68#: LTE Band 5_Head Right Tilt_Middle_50%RB**DUT: Mobile Phone; Type: Astro 5 GO LTE; Serial: 18121800120**

Communication System: Generic FDD-LTE; Frequency: 836.5 MHz; Duty Cycle: 1:1
Medium parameters used: $f = 836.5$ MHz; $\sigma = 0.875$ S/m; $\epsilon_r = 42.347$; $\rho = 1000$ kg/m³ ;
Phantom section: Right Section

DASY5 Configuration:

- Probe: EX3DV4 - SN7441; ConvF(10.05, 10.05, 10.05); Calibrated: 2018/12/13;
- Sensor-Surface: 1.4mm (Mechanical Surface Detection)
- Electronics: DAE3 Sn471; Calibrated: 2018/12/3
- Phantom: SAM (30deg probe tilt) with CRP v5.0_20150321; Type: QD000P40CD; Serial: TP:1874
- Measurement SW: DASY52, Version 52.8 (8);

Area Scan (61x111x1): Interpolated grid: dx=1.500 mm, dy=1.500 mm

Maximum value of SAR (interpolated) = 0.148 W/kg


Zoom Scan (6x6x7)/Cube 0: Measurement grid: dx=8mm, dy=8mm, dz=5mm

Reference Value = 6.630 V/m; Power Drift = 0.19 dB

Peak SAR (extrapolated) = 0.150 W/kg

SAR(1 g) = 0.124 W/kg; SAR(10 g) = 0.100 W/kg

Maximum value of SAR (measured) = 0.140 W/kg



0 dB = 0.140 W/kg = -8.54 dBW/kg

Test Plot 69#: LTE Band 5_Body Back_Middle_1RB**DUT: Mobile Phone; Type: Astro 5 GO LTE; Serial: 18121800120**

Communication System: Generic FDD-LTE; Frequency: 836.5 MHz; Duty Cycle: 1:1
 Medium parameters used: $f = 836.5$ MHz; $\sigma = 0.956$ S/m; $\epsilon_r = 57.21$; $\rho = 1000$ kg/m³ ;
 Phantom section: Flat Section

DASY5 Configuration:

- Probe: EX3DV4 - SN7441; ConvF(10.19, 10.19, 10.19); Calibrated: 2018/12/13;
- Sensor-Surface: 1.4mm (Mechanical Surface Detection)
- Electronics: DAE3 Sn471; Calibrated: 2018/12/3
- Phantom: SAM (30deg probe tilt) with CRP v5.0_20150321; Type: QD000P40CD; Serial: TP:1874
- Measurement SW: DASY52, Version 52.8 (8);

Area Scan (61x111x1): Interpolated grid: dx=1.500 mm, dy=1.500 mm

Maximum value of SAR (interpolated) = 0.287 W/kg

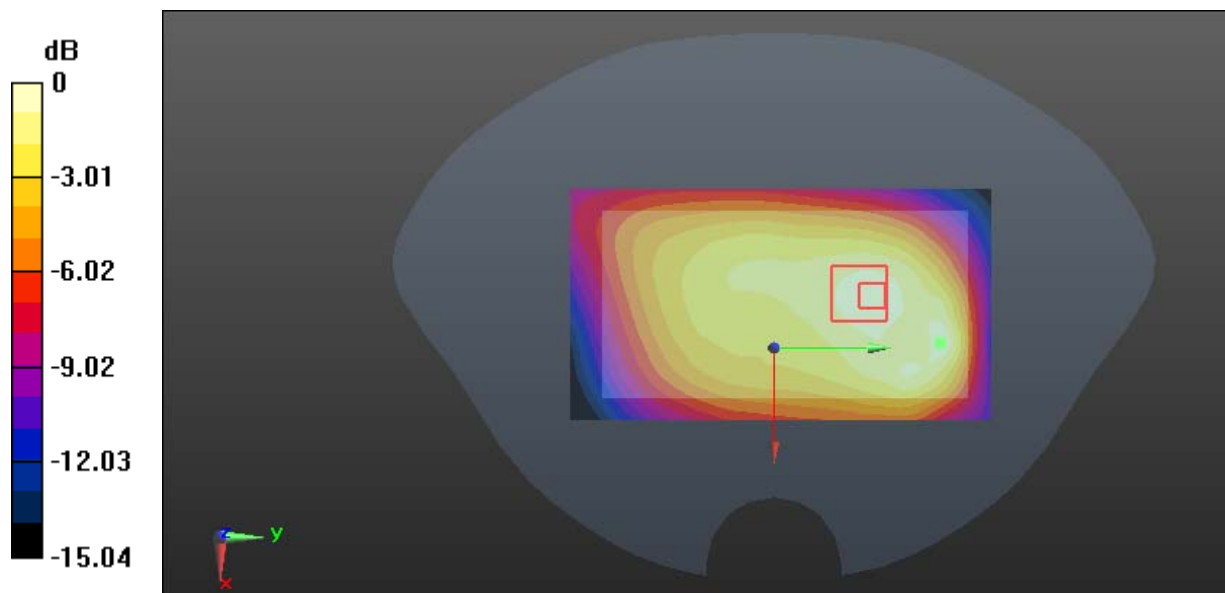
Zoom Scan (8x9x7)/Cube 0: Measurement grid: dx=8mm, dy=8mm, dz=5mm

Reference Value = 13.32 V/m; Power Drift = -0.16 dB

Peak SAR (extrapolated) = 0.376 W/kg

SAR(1 g) = 0.219 W/kg; SAR(10 g) = 0.155 W/kg

Maximum value of SAR (measured) = 0.301 W/kg



Test Plot 70#: LTE Band 5_Body Back_Middle_50%RB**DUT: Mobile Phone; Type: Astro 5 GO LTE; Serial: 18121800120**

Communication System: Generic FDD-LTE; Frequency: 836.5 MHz; Duty Cycle: 1:1
 Medium parameters used: $f = 836.5$ MHz; $\sigma = 0.956$ S/m; $\epsilon_r = 57.21$; $\rho = 1000$ kg/m³ ;
 Phantom section: Flat Section

DASY5 Configuration:

- Probe: EX3DV4 - SN7441; ConvF(10.19, 10.19, 10.19); Calibrated: 2018/12/13;
- Sensor-Surface: 1.4mm (Mechanical Surface Detection)
- Electronics: DAE3 Sn471; Calibrated: 2018/12/3
- Phantom: SAM (30deg probe tilt) with CRP v5.0_20150321; Type: QD000P40CD; Serial: TP:1874
- Measurement SW: DASY52, Version 52.8 (8);

Area Scan (61x111x1): Interpolated grid: dx=1.500 mm, dy=1.500 mm

Maximum value of SAR (interpolated) = 0.233 W/kg

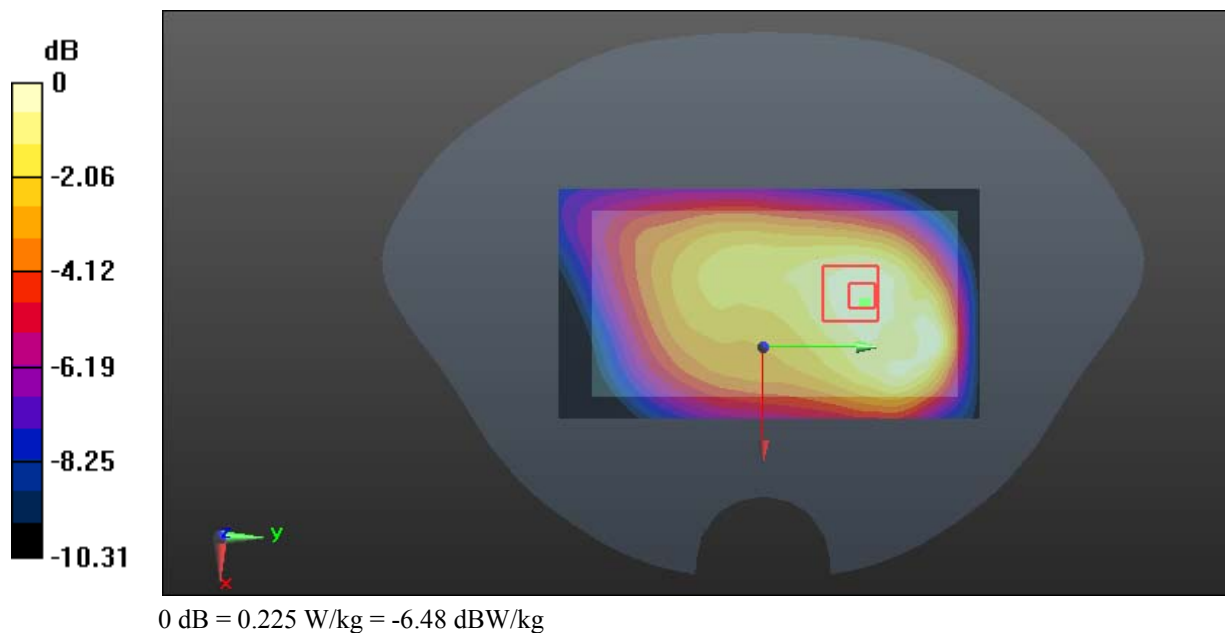
Zoom Scan (6x6x7)/Cube 0: Measurement grid: dx=8mm, dy=8mm, dz=5mm

Reference Value = 11.69 V/m; Power Drift = -0.09 dB

Peak SAR (extrapolated) = 0.253 W/kg

SAR(1 g) = 0.178 W/kg; SAR(10 g) = 0.126 W/kg

Maximum value of SAR (measured) = 0.225 W/kg



Test Plot 71#: LTE Band 5_Body Right_Middle_1RB**DUT: Mobile Phone; Type: Astro 5 GO LTE; Serial: 18121800120**

Communication System: Generic FDD-LTE; Frequency: 836.5 MHz; Duty Cycle: 1:1
Medium parameters used: $f = 836.5$ MHz; $\sigma = 0.956$ S/m; $\epsilon_r = 57.21$; $\rho = 1000$ kg/m³ ;
Phantom section: Flat Section

DASY5 Configuration:

- Probe: EX3DV4 - SN7441; ConvF(10.19, 10.19, 10.19); Calibrated: 2018/12/13;
- Sensor-Surface: 1.4mm (Mechanical Surface Detection)
- Electronics: DAE3 Sn471; Calibrated: 2018/12/3
- Phantom: SAM (30deg probe tilt) with CRP v5.0_20150321; Type: QD000P40CD; Serial: TP:1874
- Measurement SW: DASY52, Version 52.8 (8);

Area Scan (41x111x1): Interpolated grid: dx=1.500 mm, dy=1.500 mm

Maximum value of SAR (interpolated) = 0.248 W/kg

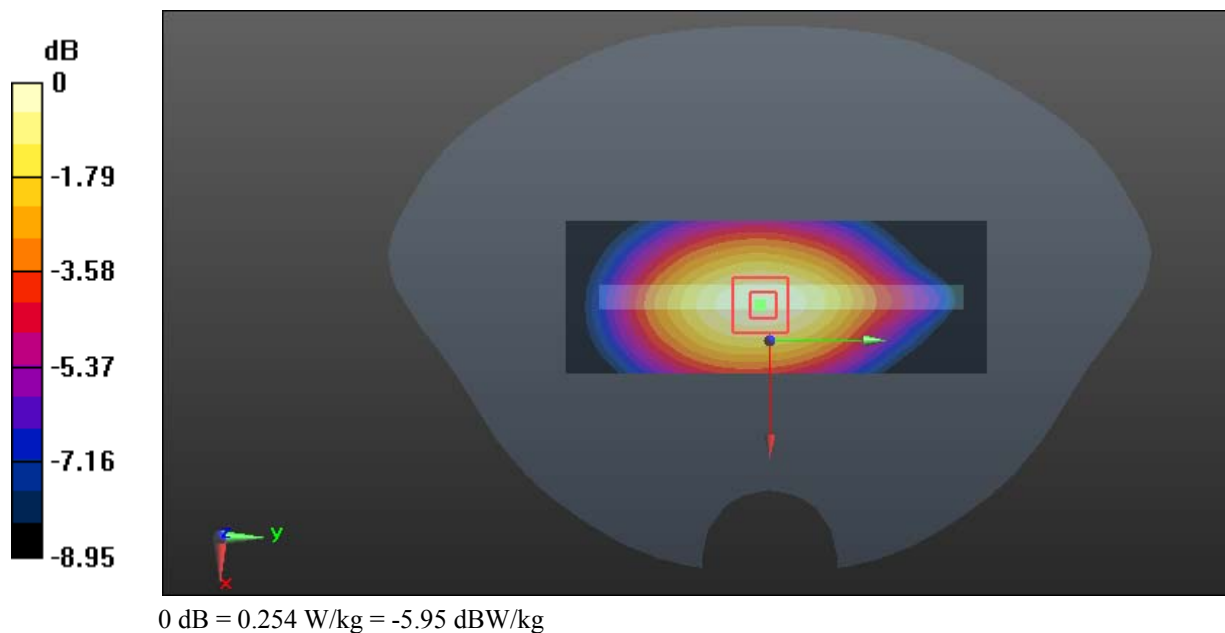
Zoom Scan (5x5x7)/Cube 0: Measurement grid: dx=8mm, dy=8mm, dz=5mm

Reference Value = 14.46 V/m; Power Drift = 0.03 dB

Peak SAR (extrapolated) = 0.285 W/kg

SAR(1 g) = 0.195 W/kg; SAR(10 g) = 0.137 W/kg

Maximum value of SAR (measured) = 0.254 W/kg



Test Plot 72#: LTE Band 5_Body Right_Middle_50%RB**DUT: Mobile Phone; Type: Astro 5 GO LTE; Serial: 18121800120**

Communication System: Generic FDD-LTE; Frequency: 836.5 MHz; Duty Cycle: 1:1
Medium parameters used: $f = 836.5$ MHz; $\sigma = 0.956$ S/m; $\epsilon_r = 57.21$; $\rho = 1000$ kg/m³ ;
Phantom section: Flat Section

DASY5 Configuration:

- Probe: EX3DV4 - SN7441; ConvF(10.19, 10.19, 10.19); Calibrated: 2018/12/13;
- Sensor-Surface: 1.4mm (Mechanical Surface Detection)
- Electronics: DAE3 Sn471; Calibrated: 2018/12/3
- Phantom: SAM (30deg probe tilt) with CRP v5.0_20150321; Type: QD000P40CD; Serial: TP:1874
- Measurement SW: DASY52, Version 52.8 (8);

Area Scan (41x111x1): Interpolated grid: dx=1.500 mm, dy=1.500 mm

Maximum value of SAR (interpolated) = 0.0987 W/kg

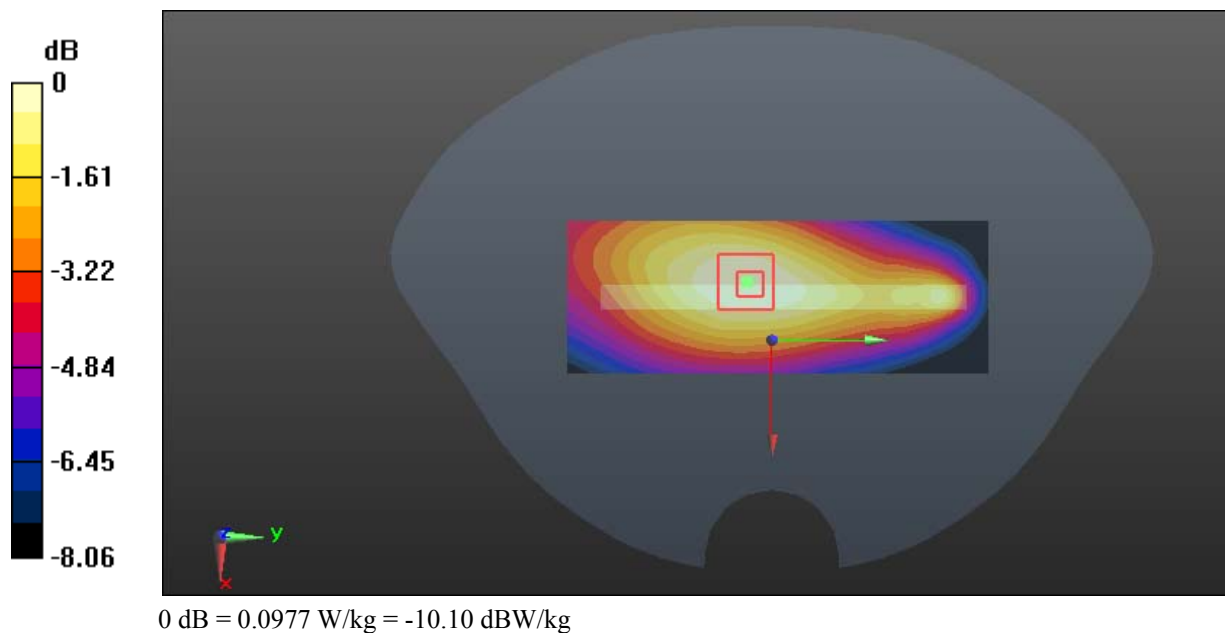
Zoom Scan (5x5x7)/Cube 0: Measurement grid: dx=8mm, dy=8mm, dz=5mm

Reference Value = 8.956 V/m; Power Drift = 0.01 dB

Peak SAR (extrapolated) = 0.109 W/kg

SAR(1 g) = 0.076 W/kg; SAR(10 g) = 0.055 W/kg

Maximum value of SAR (measured) = 0.0977 W/kg



Test Plot 73#: LTE Band 5_Body Bottom_Middle_1RB**DUT: Mobile Phone; Type: Astro 5 GO LTE; Serial: 18121800120**

Communication System: Generic FDD-LTE; Frequency: 836.5 MHz; Duty Cycle: 1:1
Medium parameters used: $f = 836.5$ MHz; $\sigma = 0.956$ S/m; $\epsilon_r = 57.21$; $\rho = 1000$ kg/m³ ;
Phantom section: Flat Section

DASY5 Configuration:

- Probe: EX3DV4 - SN7441; ConvF(10.19, 10.19, 10.19); Calibrated: 2018/12/13;
- Sensor-Surface: 1.4mm (Mechanical Surface Detection)
- Electronics: DAE3 Sn471; Calibrated: 2018/12/3
- Phantom: SAM (30deg probe tilt) with CRP v5.0_20150321; Type: QD000P40CD; Serial: TP:1874
- Measurement SW: DASY52, Version 52.8 (8);

Area Scan (41x61x1): Interpolated grid: dx=1.500 mm, dy=1.500 mm

Maximum value of SAR (interpolated) = 0.263 W/kg

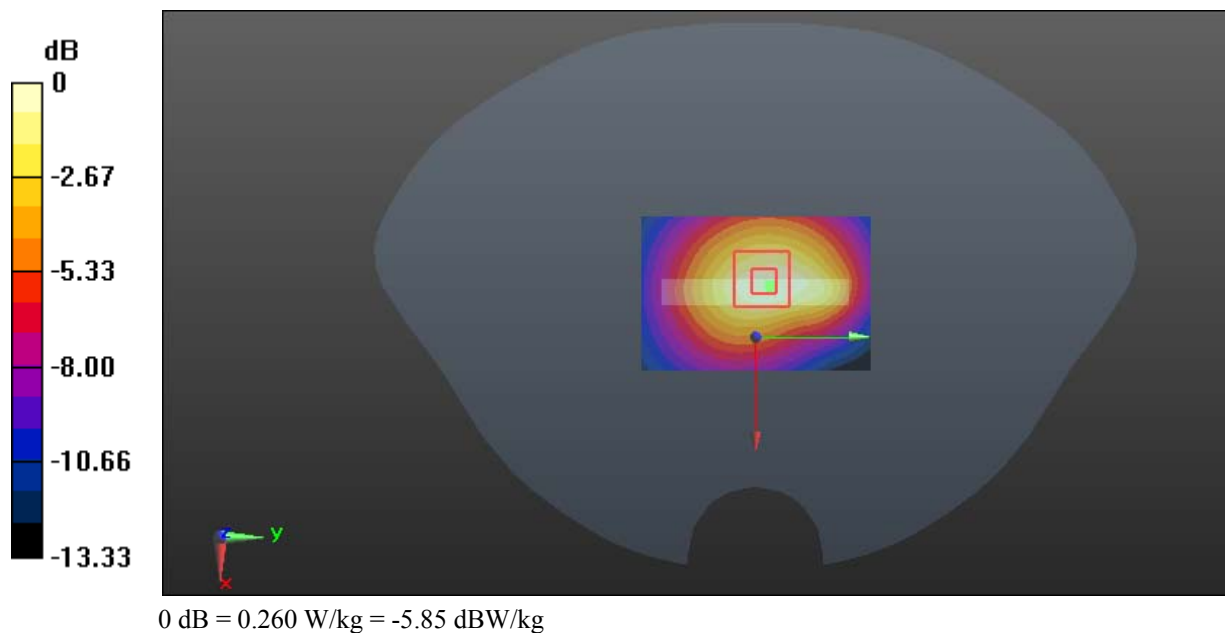
Zoom Scan (5x5x7)/Cube 0: Measurement grid: dx=8mm, dy=8mm, dz=5mm

Reference Value = 13.43 V/m; Power Drift = 0.06 dB

Peak SAR (extrapolated) = 0.319 W/kg

SAR(1 g) = 0.175 W/kg; SAR(10 g) = 0.108 W/kg

Maximum value of SAR (measured) = 0.260 W/kg



Test Plot 74#: LTE Band 5_Body Bottom_Middle_50%RB**DUT: Mobile Phone; Type: Astro 5 GO LTE; Serial: 18121800120**

Communication System: Generic FDD-LTE; Frequency: 836.5 MHz; Duty Cycle: 1:1
Medium parameters used: $f = 836.5$ MHz; $\sigma = 0.956$ S/m; $\epsilon_r = 57.21$; $\rho = 1000$ kg/m³ ;
Phantom section: Flat Section

DASY5 Configuration:

- Probe: EX3DV4 - SN7441; ConvF(10.19, 10.19, 10.19); Calibrated: 2018/12/13;
- Sensor-Surface: 1.4mm (Mechanical Surface Detection)
- Electronics: DAE3 Sn471; Calibrated: 2018/12/3
- Phantom: SAM (30deg probe tilt) with CRP v5.0_20150321; Type: QD000P40CD; Serial: TP:1874
- Measurement SW: DASY52, Version 52.8 (8);

Area Scan (41x61x1): Interpolated grid: dx=1.500 mm, dy=1.500 mm

Maximum value of SAR (interpolated) = 0.221 W/kg

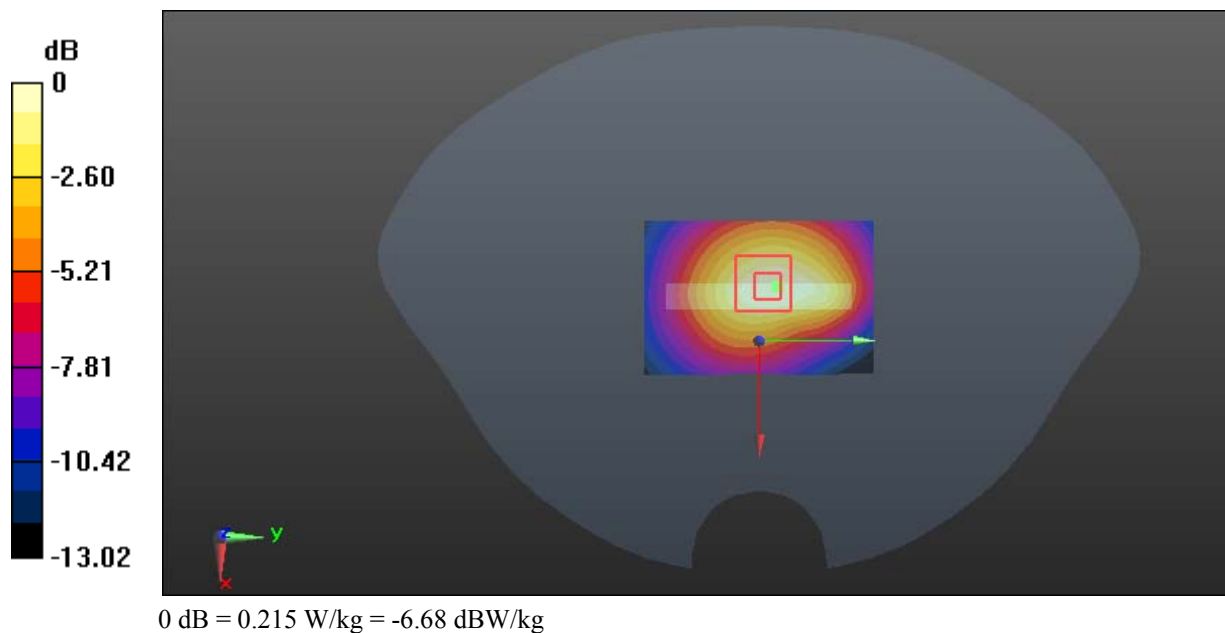
Zoom Scan (5x6x7)/Cube 0: Measurement grid: dx=8mm, dy=8mm, dz=5mm

Reference Value = 12.27 V/m; Power Drift = 0.10 dB

Peak SAR (extrapolated) = 0.264 W/kg

SAR(1 g) = 0.147 W/kg; SAR(10 g) = 0.091 W/kg

Maximum value of SAR (measured) = 0.215 W/kg



Test Plot 75#: LTE Band 7_Head Left Cheek_Middle_1RB**DUT: Mobile Phone; Type: Astro 5 GO LTE; Serial: 18121800120**

Communication System: Generic FDD-LTE; Frequency: 2535 MHz; Duty Cycle: 1:1
Medium parameters used: $f = 2535$ MHz; $\sigma = 1.903$ S/m; $\epsilon_r = 39.938$; $\rho = 1000$ kg/m³ ;
Phantom section: Left Section

DASY5 Configuration:

- Probe: EX3DV4 - SN7441; ConvF(7.49, 7.49, 7.49); Calibrated: 2018/12/13;
- Sensor-Surface: 1.4mm (Mechanical Surface Detection)
- Electronics: DAE3 Sn471; Calibrated: 2018/12/3
- Phantom: SAM (30deg probe tilt) with CRP v5.0_20150321; Type: QD000P40CD; Serial: TP:1874
- Measurement SW: DASY52, Version 52.8 (8);

Area Scan (81x111x1): Interpolated grid: $dx=1.200$ mm, $dy=1.200$ mm

Maximum value of SAR (interpolated) = 0.498 W/kg

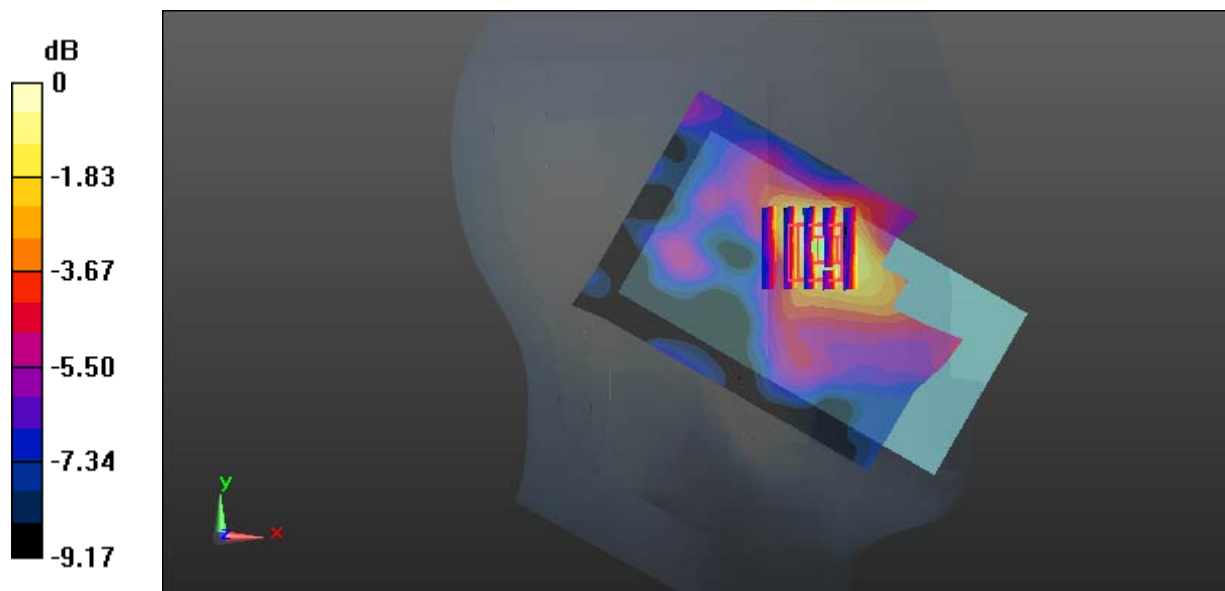
Zoom Scan (5x5x7)/Cube 0: Measurement grid: $dx=8$ mm, $dy=8$ mm, $dz=5$ mm

Reference Value = 8.801 V/m; Power Drift = 0.03 dB

Peak SAR (extrapolated) = 0.549 W/kg

SAR(1 g) = 0.341 W/kg; SAR(10 g) = 0.227 W/kg

Maximum value of SAR (measured) = 0.469 W/kg



0 dB = 0.469 W/kg = -3.29 dBW/kg

Test Plot 76#: LTE Band 7_Head Left Cheek_Middle_50%RB**DUT: Mobile Phone; Type: Astro 5 GO LTE; Serial: 18121800120**

Communication System: Generic FDD-LTE; Frequency: 2535 MHz; Duty Cycle: 1:1
Medium parameters used: $f = 2535$ MHz; $\sigma = 1.903$ S/m; $\epsilon_r = 39.938$; $\rho = 1000$ kg/m³ ;
Phantom section: Left Section

DASY5 Configuration:

- Probe: EX3DV4 - SN7441; ConvF(7.49, 7.49, 7.49); Calibrated: 2018/12/13;
- Sensor-Surface: 1.4mm (Mechanical Surface Detection)
- Electronics: DAE3 Sn471; Calibrated: 2018/12/3
- Phantom: SAM (30deg probe tilt) with CRP v5.0_20150321; Type: QD000P40CD; Serial: TP:1874
- Measurement SW: DASY52, Version 52.8 (8);

Area Scan (81x111x1): Interpolated grid: dx=1.200 mm, dy=1.200 mm

Maximum value of SAR (interpolated) = 0.466 W/kg


Zoom Scan (6x6x7)/Cube 0: Measurement grid: dx=8mm, dy=8mm, dz=5mm

Reference Value = 8.130 V/m; Power Drift = 0.19 dB

Peak SAR (extrapolated) = 0.493 W/kg

SAR(1 g) = 0.315 W/kg; SAR(10 g) = 0.216 W/kg

Maximum value of SAR (measured) = 0.392 W/kg



0 dB = 0.392 W/kg = -4.07 dBW/kg

Test Plot 77#: LTE Band 7_Head Left Tilt_Middle_1RB**DUT: Mobile Phone; Type: Astro 5 GO LTE; Serial: 18121800120**

Communication System: Generic FDD-LTE; Frequency: 2535 MHz; Duty Cycle: 1:1
Medium parameters used: $f = 2535$ MHz; $\sigma = 1.903$ S/m; $\epsilon_r = 39.938$; $\rho = 1000$ kg/m³ ;
Phantom section: Left Section

DASY5 Configuration:

- Probe: EX3DV4 - SN7441; ConvF(7.49, 7.49, 7.49); Calibrated: 2018/12/13;
- Sensor-Surface: 1.4mm (Mechanical Surface Detection)
- Electronics: DAE3 Sn471; Calibrated: 2018/12/3
- Phantom: SAM (30deg probe tilt) with CRP v5.0_20150321; Type: QD000P40CD; Serial: TP:1874
- Measurement SW: DASY52, Version 52.8 (8);

Area Scan (81x111x1): Interpolated grid: dx=1.200 mm, dy=1.200 mm

Maximum value of SAR (interpolated) = 0.156 W/kg


Zoom Scan (5x6x7)/Cube 0: Measurement grid: dx=8mm, dy=8mm, dz=5mm

Reference Value = 6.818 V/m; Power Drift = 0.19 dB

Peak SAR (extrapolated) = 0.239 W/kg

SAR(1 g) = 0.141 W/kg; SAR(10 g) = 0.087 W/kg

Maximum value of SAR (measured) = 0.194 W/kg



0 dB = 0.194 W/kg = -7.12 dBW/kg

Test Plot 78#: LTE Band 7_Head Left Tilt_Middle_50%RB**DUT: Mobile Phone; Type: Astro 5 GO LTE; Serial: 18121800120**

Communication System: Generic FDD-LTE; Frequency: 2535 MHz; Duty Cycle: 1:1
Medium parameters used: $f = 2535$ MHz; $\sigma = 1.903$ S/m; $\epsilon_r = 39.938$; $\rho = 1000$ kg/m³ ;
Phantom section: Left Section

DASY5 Configuration:

- Probe: EX3DV4 - SN7441; ConvF(7.49, 7.49, 7.49); Calibrated: 2018/12/13;
- Sensor-Surface: 1.4mm (Mechanical Surface Detection)
- Electronics: DAE3 Sn471; Calibrated: 2018/12/3
- Phantom: SAM (30deg probe tilt) with CRP v5.0_20150321; Type: QD000P40CD; Serial: TP:1874
- Measurement SW: DASY52, Version 52.8 (8);

Area Scan (81x111x1): Interpolated grid: dx=1.200 mm, dy=1.200 mm

Maximum value of SAR (interpolated) = 0.0983 W/kg


Zoom Scan (5x6x7)/Cube 0: Measurement grid: dx=8mm, dy=8mm, dz=5mm

Reference Value = 5.775 V/m; Power Drift = 0.18 dB

Peak SAR (extrapolated) = 0.131 W/kg

SAR(1 g) = 0.074 W/kg; SAR(10 g) = 0.053 W/kg

Maximum value of SAR (measured) = 0.0943 W/kg



0 dB = 0.0943 W/kg = -10.25 dBW/kg

Test Plot 79#: LTE Band 7_Head Right Cheek_Middle_1RB**DUT: Mobile Phone; Type: Astro 5 GO LTE; Serial: 18121800120**

Communication System: Generic FDD-LTE; Frequency: 2535 MHz; Duty Cycle: 1:1
Medium parameters used: $f = 2535$ MHz; $\sigma = 1.903$ S/m; $\epsilon_r = 39.938$; $\rho = 1000$ kg/m³ ;
Phantom section: Right Section

DASY5 Configuration:

- Probe: EX3DV4 - SN7441; ConvF(7.49, 7.49, 7.49); Calibrated: 2018/12/13;
- Sensor-Surface: 1.4mm (Mechanical Surface Detection)
- Electronics: DAE3 Sn471; Calibrated: 2018/12/3
- Phantom: SAM (30deg probe tilt) with CRP v5.0_20150321; Type: QD000P40CD; Serial: TP:1874
- Measurement SW: DASY52, Version 52.8 (8);

Area Scan (81x111x1): Interpolated grid: dx=1.200 mm, dy=1.200 mm

Maximum value of SAR (interpolated) = 0.655 W/kg


Zoom Scan (5x5x7)/Cube 0: Measurement grid: dx=8mm, dy=8mm, dz=5mm

Reference Value = 4.725 V/m; Power Drift = 0.12 dB

Peak SAR (extrapolated) = 0.739 W/kg

SAR(1 g) = 0.416 W/kg; SAR(10 g) = 0.230 W/kg

Maximum value of SAR (measured) = 0.606 W/kg



Test Plot 80#: LTE Band 7_Head Right Cheek_Middle_50%RB**DUT: Mobile Phone; Type: Astro 5 GO LTE; Serial: 18121800120**

Communication System: Generic FDD-LTE; Frequency: 2535 MHz; Duty Cycle: 1:1
Medium parameters used: $f = 2535$ MHz; $\sigma = 1.903$ S/m; $\epsilon_r = 39.938$; $\rho = 1000$ kg/m³ ;
Phantom section: Right Section

DASY5 Configuration:

- Probe: EX3DV4 - SN7441; ConvF(7.49, 7.49, 7.49); Calibrated: 2018/12/13;
- Sensor-Surface: 1.4mm (Mechanical Surface Detection)
- Electronics: DAE3 Sn471; Calibrated: 2018/12/3
- Phantom: SAM (30deg probe tilt) with CRP v5.0_20150321; Type: QD000P40CD; Serial: TP:1874
- Measurement SW: DASY52, Version 52.8 (8);

Area Scan (81x111x1): Interpolated grid: dx=1.200 mm, dy=1.200 mm

Maximum value of SAR (interpolated) = 0.510 W/kg


Zoom Scan (5x5x7)/Cube 0: Measurement grid: dx=8mm, dy=8mm, dz=5mm

Reference Value = 4.178 V/m; Power Drift = 0.11 dB

Peak SAR (extrapolated) = 0.562 W/kg

SAR(1 g) = 0.318 W/kg; SAR(10 g) = 0.182 W/kg

Maximum value of SAR (measured) = 0.458 W/kg



Test Plot 81#: LTE Band 7_Head Right Tilt_Middle_1RB**DUT: Mobile Phone; Type: Astro 5 GO LTE; Serial: 18121800120**

Communication System: Generic FDD-LTE; Frequency: 2535 MHz; Duty Cycle: 1:1
Medium parameters used: $f = 2535$ MHz; $\sigma = 1.903$ S/m; $\epsilon_r = 39.938$; $\rho = 1000$ kg/m³ ;
Phantom section: Right Section

DASY5 Configuration:

- Probe: EX3DV4 - SN7441; ConvF(7.49, 7.49, 7.49); Calibrated: 2018/12/13;
- Sensor-Surface: 1.4mm (Mechanical Surface Detection)
- Electronics: DAE3 Sn471; Calibrated: 2018/12/3
- Phantom: SAM (30deg probe tilt) with CRP v5.0_20150321; Type: QD000P40CD; Serial: TP:1874
- Measurement SW: DASY52, Version 52.8 (8);

Area Scan (81x111x1): Interpolated grid: dx=1.200 mm, dy=1.200 mm

Maximum value of SAR (interpolated) = 0.131 W/kg

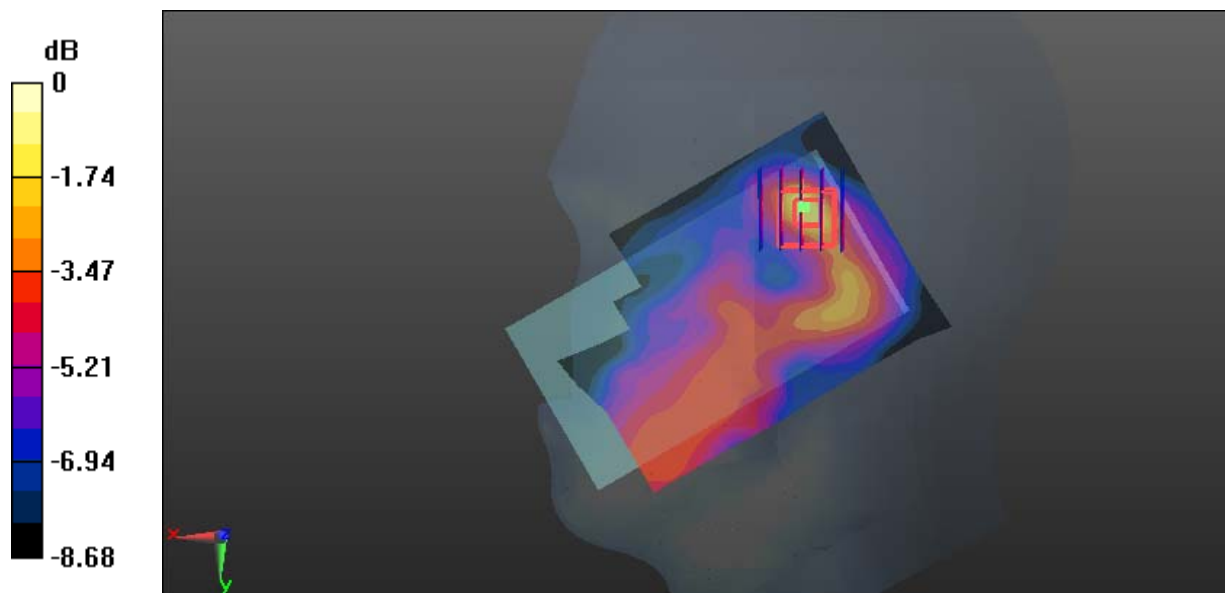
Zoom Scan (5x5x7)/Cube 0: Measurement grid: dx=8mm, dy=8mm, dz=5mm

Reference Value = 5.618 V/m; Power Drift = 0.08 dB

Peak SAR (extrapolated) = 0.202 W/kg

SAR(1 g) = 0.110 W/kg; SAR(10 g) = 0.065 W/kg

Maximum value of SAR (measured) = 0.162 W/kg



0 dB = 0.162 W/kg = -7.90 dBW/kg

Test Plot 82#: LTE Band 7_Head Right Tilt_Middle_50%RB**DUT: Mobile Phone; Type: Astro 5 GO LTE; Serial: 18121800120**

Communication System: Generic FDD-LTE; Frequency: 2535 MHz; Duty Cycle: 1:1
Medium parameters used: $f = 2535$ MHz; $\sigma = 1.903$ S/m; $\epsilon_r = 39.938$; $\rho = 1000$ kg/m³ ;
Phantom section: Right Section

DASY5 Configuration:

- Probe: EX3DV4 - SN7441; ConvF(7.49, 7.49, 7.49); Calibrated: 2018/12/13;
- Sensor-Surface: 1.4mm (Mechanical Surface Detection)
- Electronics: DAE3 Sn471; Calibrated: 2018/12/3
- Phantom: SAM (30deg probe tilt) with CRP v5.0_20150321; Type: QD000P40CD; Serial: TP:1874
- Measurement SW: DASY52, Version 52.8 (8);

Area Scan (81x111x1): Interpolated grid: dx=1.200 mm, dy=1.200 mm

Maximum value of SAR (interpolated) = 0.120 W/kg


Zoom Scan (5x5x7)/Cube 0: Measurement grid: dx=8mm, dy=8mm, dz=5mm

Reference Value = 5.482 V/m; Power Drift = 0.10 dB

Peak SAR (extrapolated) = 0.139 W/kg

SAR(1 g) = 0.076 W/kg; SAR(10 g) = 0.046 W/kg

Maximum value of SAR (measured) = 0.117 W/kg



0 dB = 0.117 W/kg = -9.32 dBW/kg

Test Plot 83#: LTE Band 7_Body Back_Low_1RB**DUT: Mobile Phone; Type: Astro 5 GO LTE; Serial: 18121800120**

Communication System: Generic FDD-LTE; Frequency: 2510 MHz; Duty Cycle: 1:1
Medium parameters used: $f = 2510$ MHz; $\sigma = 1.993$ S/m; $\epsilon_r = 53.23$; $\rho = 1000$ kg/m³;
Phantom section: Flat Section

DASY5 Configuration:

- Probe: EX3DV4 - SN7441; ConvF(7.43, 7.43, 7.43); Calibrated: 2018/12/13;
- Sensor-Surface: 1.4mm (Mechanical Surface Detection)
- Electronics: DAE3 Sn471; Calibrated: 2018/12/3
- Phantom: SAM (30deg probe tilt) with CRP v5.0_20150321; Type: QD000P40CD; Serial: TP:1874
- Measurement SW: DASY52, Version 52.8 (8);

Area Scan (81x141x1): Interpolated grid: $dx=1.200$ mm, $dy=1.200$ mm

Maximum value of SAR (interpolated) = 1.82 W/kg

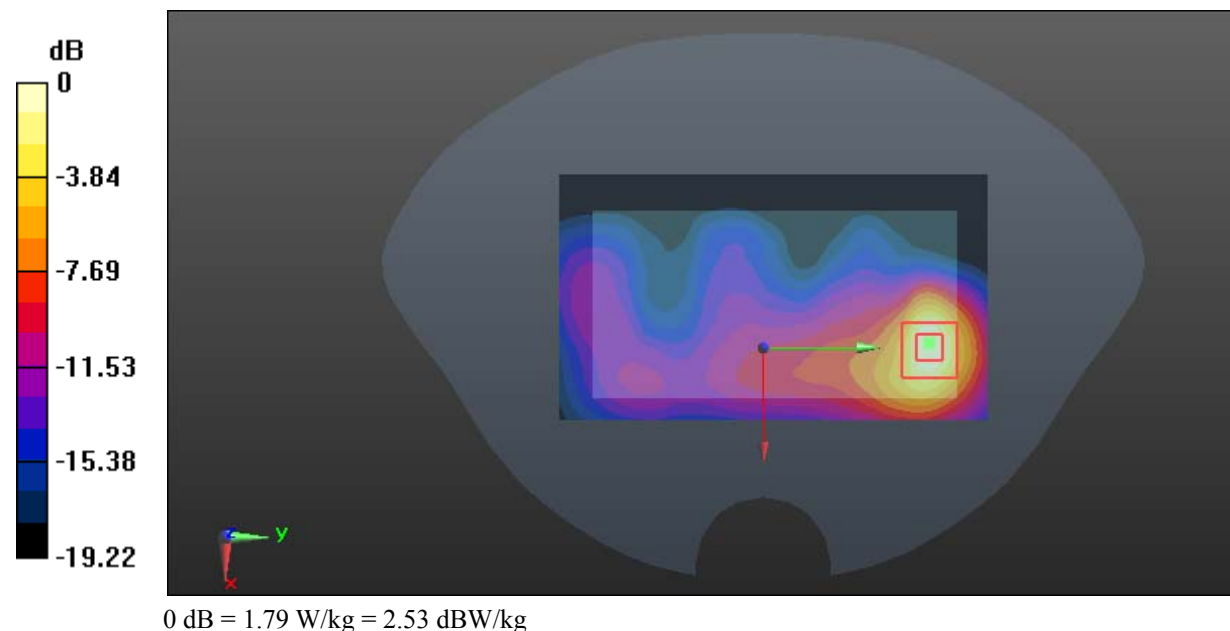
Zoom Scan (5x5x7)/Cube 0: Measurement grid: $dx=8$ mm, $dy=8$ mm, $dz=5$ mm

Reference Value = 5.964 V/m; Power Drift = 0.06 dB

Peak SAR (extrapolated) = 2.22 W/kg

SAR(1 g) = 1.13 W/kg; SAR(10 g) = 0.535 W/kg

Maximum value of SAR (measured) = 1.79 W/kg



Test Plot 84#: LTE Band 7_Body Back_Middle_1RB**DUT: Mobile Phone; Type: Astro 5 GO LTE; Serial: 18121800120**

Communication System: Generic FDD-LTE; Frequency: 2535 MHz; Duty Cycle: 1:1
Medium parameters used: $f = 2535$ MHz; $\sigma = 2.111$ S/m; $\epsilon_r = 53.156$; $\rho = 1000$ kg/m³ ;
Phantom section: Flat Section

DASY5 Configuration:

- Probe: EX3DV4 - SN7441; ConvF(7.43, 7.43, 7.43); Calibrated: 2018/12/13;
- Sensor-Surface: 1.4mm (Mechanical Surface Detection)
- Electronics: DAE3 Sn471; Calibrated: 2018/12/3
- Phantom: SAM (30deg probe tilt) with CRP v5.0_20150321; Type: QD000P40CD; Serial: TP:1874
- Measurement SW: DASY52, Version 52.8 (8);

Area Scan (81x141x1): Interpolated grid: dx=1.200 mm, dy=1.200 mm

Maximum value of SAR (interpolated) = 1.92 W/kg

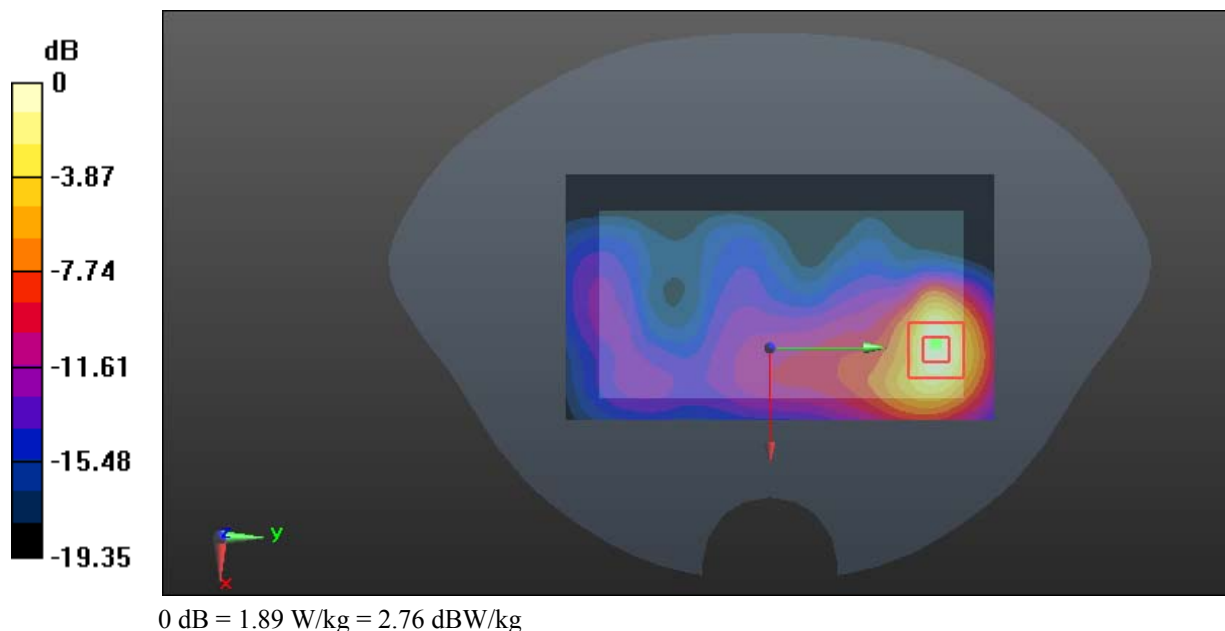
Zoom Scan (5x5x7)/Cube 0: Measurement grid: dx=8mm, dy=8mm, dz=5mm

Reference Value = 5.472 V/m; Power Drift = 0.17 dB

Peak SAR (extrapolated) = 2.34 W/kg

SAR(1 g) = 1.17 W/kg; SAR(10 g) = 0.549 W/kg

Maximum value of SAR (measured) = 1.89 W/kg



Test Plot 85#: LTE Band 7_Body Back_High_1RB**DUT: Mobile Phone; Type: Astro 5 GO LTE; Serial: 18121800120**

Communication System: Generic FDD-LTE; Frequency: 2560 MHz; Duty Cycle: 1:1
 Medium parameters used: $f = 2560$ MHz; $\sigma = 2.144$ S/m; $\epsilon_r = 52.686$; $\rho = 1000$ kg/m³ ;
 Phantom section: Flat Section

DASY5 Configuration:

- Probe: EX3DV4 - SN7441; ConvF(7.17, 7.17, 7.17); Calibrated: 2018/12/13;
- Sensor-Surface: 1.4mm (Mechanical Surface Detection)
- Electronics: DAE3 Sn471; Calibrated: 2018/12/3
- Phantom: SAM (30deg probe tilt) with CRP v5.0_20150321; Type: QD000P40CD; Serial: TP:1874
- Measurement SW: DASY52, Version 52.8 (8);

Area Scan (81x141x1): Interpolated grid: dx=1.200 mm, dy=1.200 mm

Maximum value of SAR (interpolated) = 2.00 W/kg

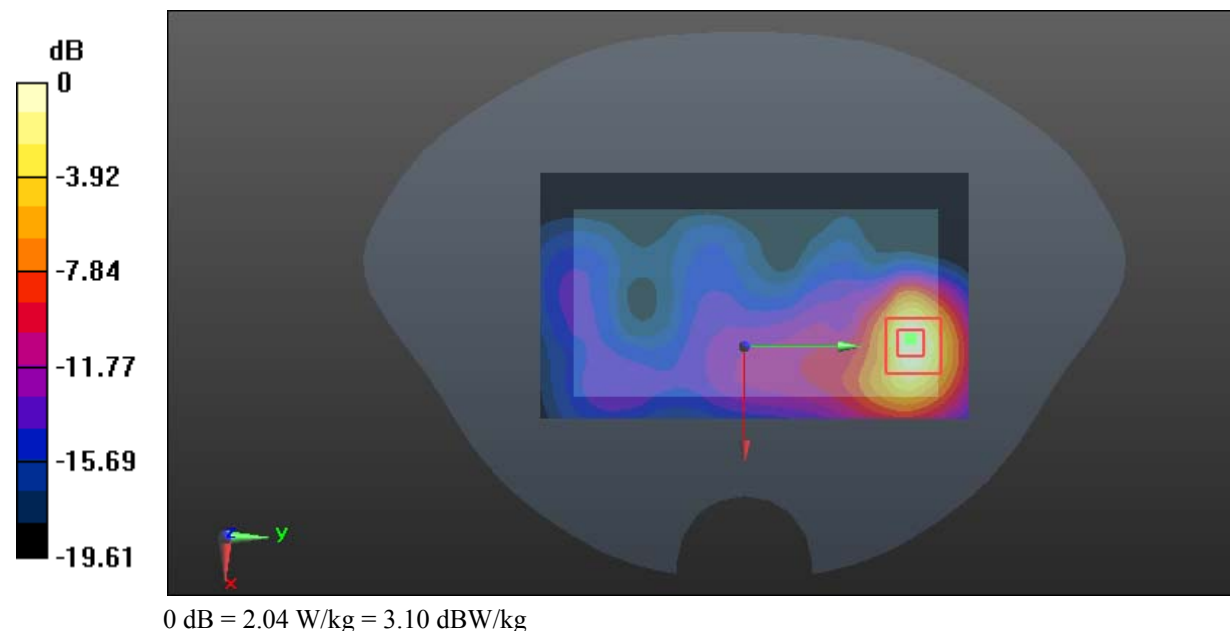
Zoom Scan (5x5x7)/Cube 0: Measurement grid: dx=8mm, dy=8mm, dz=5mm

Reference Value = 4.961 V/m; Power Drift = 0.11 dB

Peak SAR (extrapolated) = 2.56 W/kg

SAR(1 g) = 1.24 W/kg; SAR(10 g) = 0.564 W/kg

Maximum value of SAR (measured) = 2.04 W/kg



Test Plot 86#: LTE Band 7_Body Back_Low_50%RB**DUT: Mobile Phone; Type: Astro 5 GO LTE; Serial: 18121800120**

Communication System: Generic FDD-LTE; Frequency: 2510 MHz; Duty Cycle: 1:1
Medium parameters used: $f = 2510$ MHz; $\sigma = 1.993$ S/m; $\epsilon_r = 53.23$; $\rho = 1000$ kg/m³ ;
Phantom section: Flat Section

DASY5 Configuration:

- Probe: EX3DV4 - SN7441; ConvF(7.43, 7.43, 7.43); Calibrated: 2018/12/13;
- Sensor-Surface: 1.4mm (Mechanical Surface Detection)
- Electronics: DAE3 Sn471; Calibrated: 2018/12/3
- Phantom: SAM (30deg probe tilt) with CRP v5.0_20150321; Type: QD000P40CD; Serial: TP:1874
- Measurement SW: DASY52, Version 52.8 (8);

Area Scan (81x141x1): Interpolated grid: dx=1.200 mm, dy=1.200 mm

Maximum value of SAR (interpolated) = 1.20 W/kg

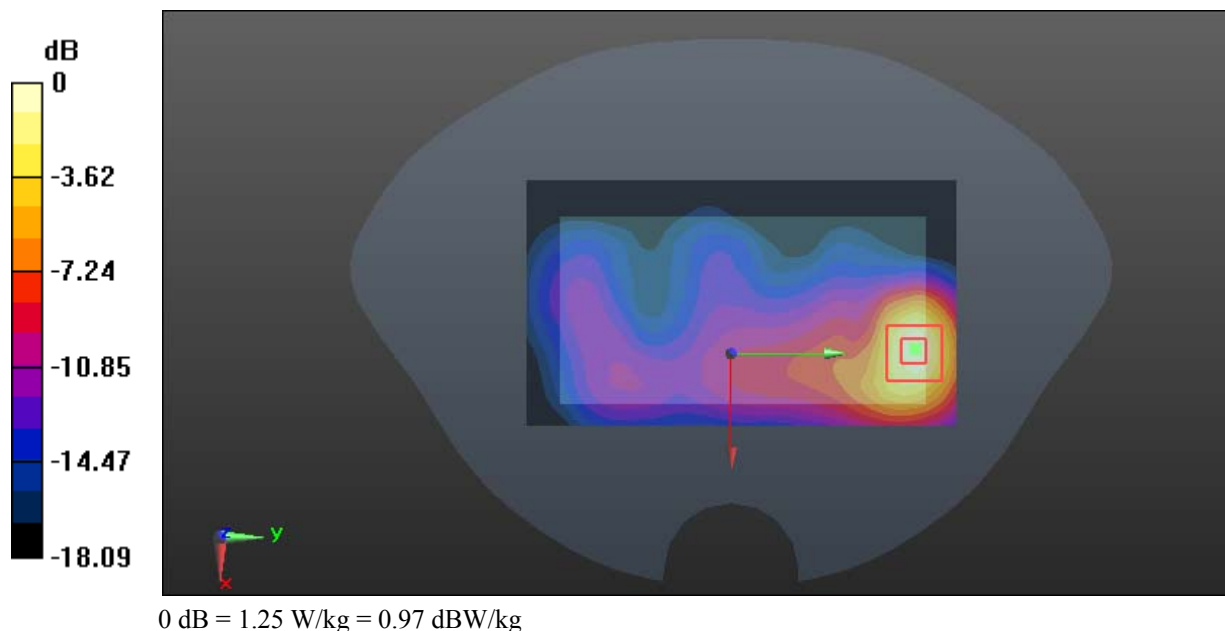
Zoom Scan (5x5x7)/Cube 0: Measurement grid: dx=8mm, dy=8mm, dz=5mm

Reference Value = 5.819 V/m; Power Drift = 0.13 dB

Peak SAR (extrapolated) = 1.52 W/kg

SAR(1 g) = 0.783 W/kg; SAR(10 g) = 0.375 W/kg

Maximum value of SAR (measured) = 1.25 W/kg



Test Plot 87#: LTE Band 7_Body Back_Middle_50%RB**DUT: Mobile Phone; Type: Astro 5 GO LTE; Serial: 18121800120**

Communication System: Generic FDD-LTE; Frequency: 2535 MHz; Duty Cycle: 1:1
Medium parameters used: $f = 2535$ MHz; $\sigma = 2.111$ S/m; $\epsilon_r = 53.156$; $\rho = 1000$ kg/m³ ;
Phantom section: Flat Section

DASY5 Configuration:

- Probe: EX3DV4 - SN7441; ConvF(7.43, 7.43, 7.43); Calibrated: 2018/12/13;
- Sensor-Surface: 1.4mm (Mechanical Surface Detection)
- Electronics: DAE3 Sn471; Calibrated: 2018/12/3
- Phantom: SAM (30deg probe tilt) with CRP v5.0_20150321; Type: QD000P40CD; Serial: TP:1874
- Measurement SW: DASY52, Version 52.8 (8);

Area Scan (81x141x1): Interpolated grid: dx=1.200 mm, dy=1.200 mm

Maximum value of SAR (interpolated) = 1.55 W/kg

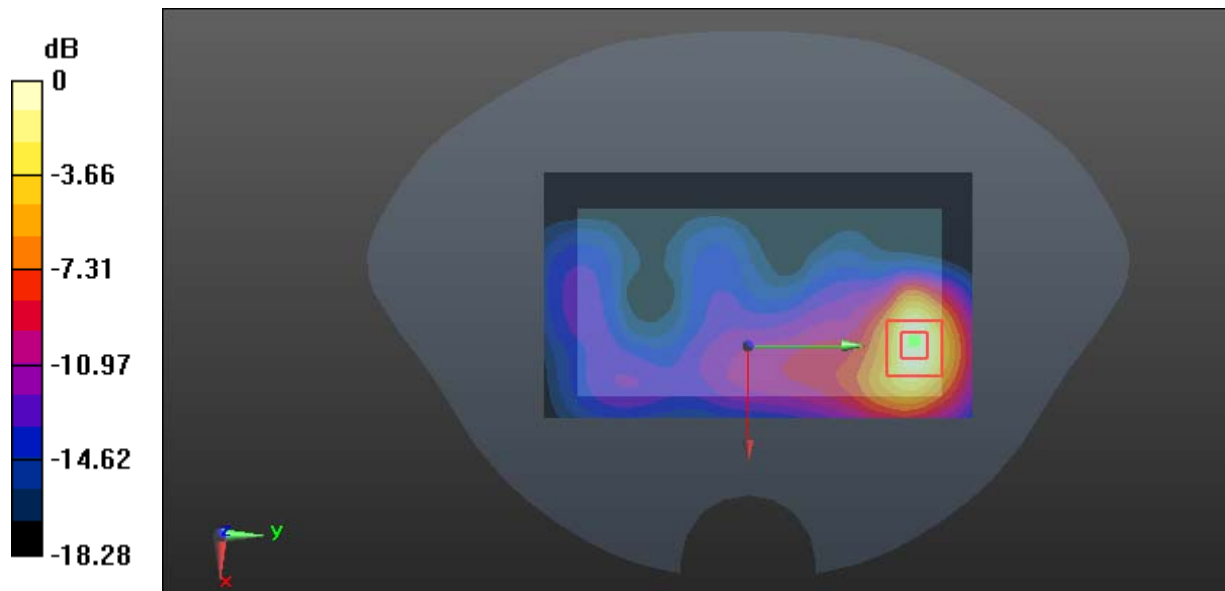
Zoom Scan (5x5x7)/Cube 0: Measurement grid: dx=8mm, dy=8mm, dz=5mm

Reference Value = 4.965 V/m; Power Drift = 0.10 dB

Peak SAR (extrapolated) = 1.85 W/kg

SAR(1 g) = 0.932 W/kg; SAR(10 g) = 0.437 W/kg

Maximum value of SAR (measured) = 1.49 W/kg



0 dB = 1.49 W/kg = 1.73 dBW/kg

Test Plot 88#: LTE Band 7_Body Back_High_50%RB**DUT: Mobile Phone; Type: Astro 5 GO LTE; Serial: 18121800120**

Communication System: Generic FDD-LTE; Frequency: 2560 MHz; Duty Cycle: 1:1
Medium parameters used: $f = 2560$ MHz; $\sigma = 2.144$ S/m; $\epsilon_r = 52.686$; $\rho = 1000$ kg/m³ ;
Phantom section: Flat Section

DASY5 Configuration:

- Probe: EX3DV4 - SN7441; ConvF(7.17, 7.17, 7.17); Calibrated: 2018/12/13;
- Sensor-Surface: 1.4mm (Mechanical Surface Detection)
- Electronics: DAE3 Sn471; Calibrated: 2018/12/3
- Phantom: SAM (30deg probe tilt) with CRP v5.0_20150321; Type: QD000P40CD; Serial: TP:1874
- Measurement SW: DASY52, Version 52.8 (8);

Area Scan (81x141x1): Interpolated grid: dx=1.200 mm, dy=1.200 mm

Maximum value of SAR (interpolated) = 1.44 W/kg

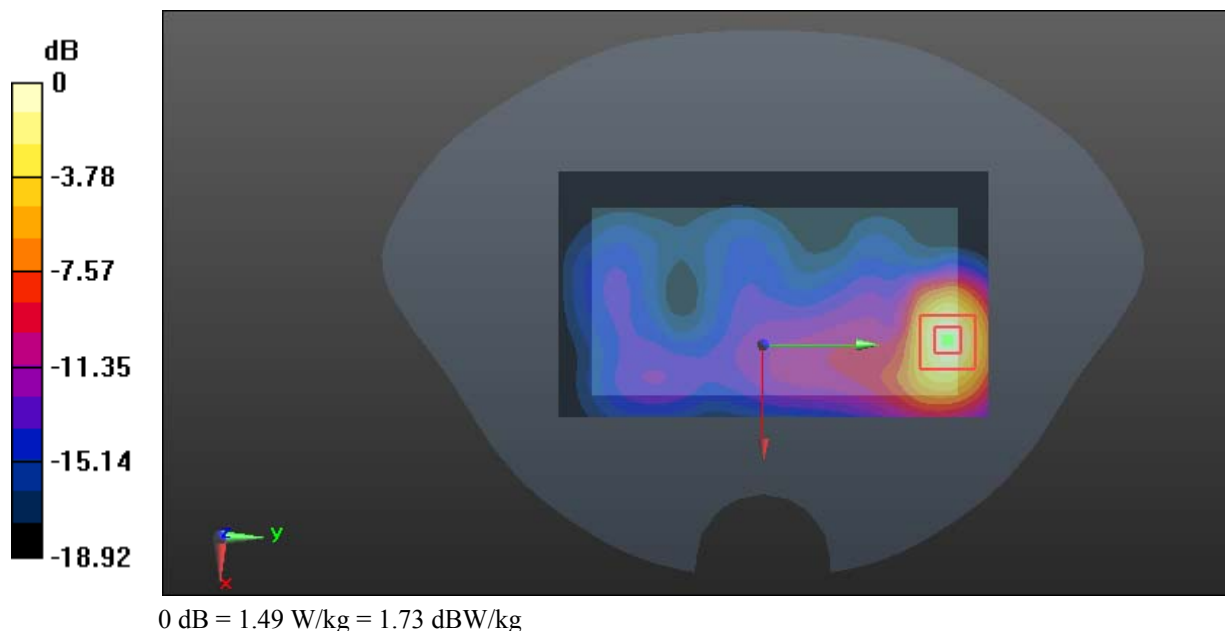
Zoom Scan (5x5x7)/Cube 0: Measurement grid: dx=8mm, dy=8mm, dz=5mm

Reference Value = 5.047 V/m; Power Drift = 0.15 dB

Peak SAR (extrapolated) = 1.83 W/kg

SAR(1 g) = 0.910 W/kg; SAR(10 g) = 0.422 W/kg

Maximum value of SAR (measured) = 1.49 W/kg



Test Plot 89#: LTE Band 7_Body Back_High_100%RB**DUT: Mobile Phone; Type: Astro 5 GO LTE; Serial: 18121800120**

Communication System: Generic FDD-LTE; Frequency: 2560 MHz; Duty Cycle: 1:1
 Medium parameters used: $f = 2560$ MHz; $\sigma = 2.144$ S/m; $\epsilon_r = 52.686$; $\rho = 1000$ kg/m³ ;
 Phantom section: Flat Section

DASY5 Configuration:

- Probe: EX3DV4 - SN7441; ConvF(7.17, 7.17, 7.17); Calibrated: 2018/12/13;
- Sensor-Surface: 1.4mm (Mechanical Surface Detection)
- Electronics: DAE3 Sn471; Calibrated: 2018/12/3
- Phantom: SAM (30deg probe tilt) with CRP v5.0_20150321; Type: QD000P40CD; Serial: TP:1874
- Measurement SW: DASY52, Version 52.8 (8);

Area Scan (81x141x1): Interpolated grid: dx=1.200 mm, dy=1.200 mm

Maximum value of SAR (interpolated) = 1.44 W/kg

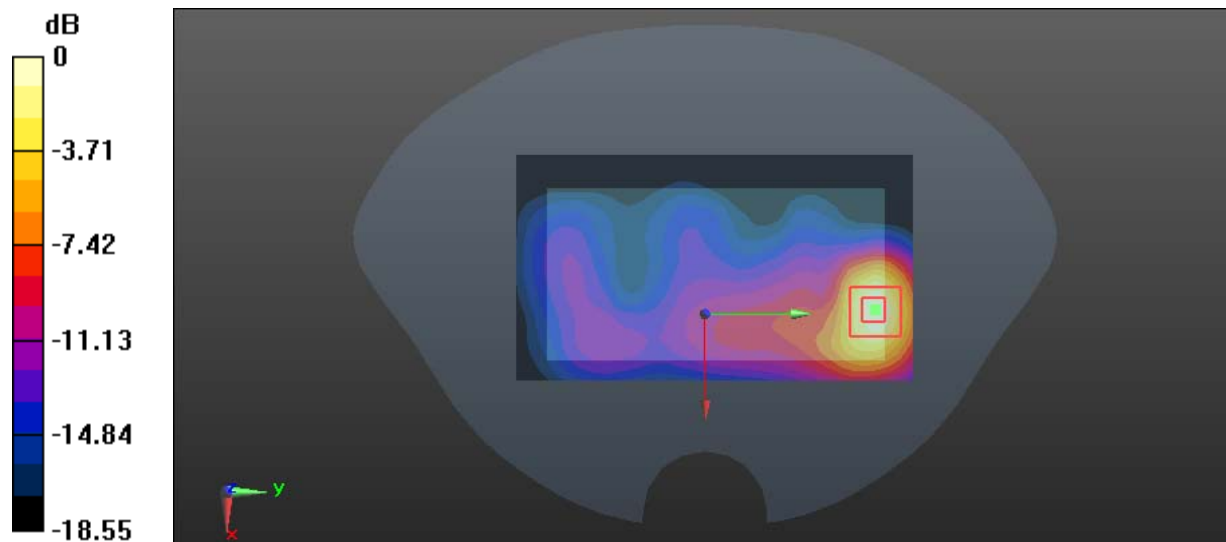
Zoom Scan (5x5x7)/Cube 0: Measurement grid: dx=8mm, dy=8mm, dz=5mm

Reference Value = 5.540 V/m; Power Drift = 0.08 dB

Peak SAR (extrapolated) = 1.76 W/kg

SAR(1 g) = 0.887 W/kg; SAR(10 g) = 0.420 W/kg

Maximum value of SAR (measured) = 1.44 W/kg



0 dB = 1.44 W/kg = 1.58 dBW/kg

Test Plot 90#: LTE Band 7_Body Right_Middle_1RB**DUT: Mobile Phone; Type: Astro 5 GO LTE; Serial: 18121800120**

Communication System: Generic FDD-LTE; Frequency: 2535 MHz; Duty Cycle: 1:1
Medium parameters used: $f = 2535$ MHz; $\sigma = 2.111$ S/m; $\epsilon_r = 53.156$; $\rho = 1000$ kg/m³ ;
Phantom section: Flat Section

DASY5 Configuration:

- Probe: EX3DV4 - SN7441; ConvF(7.43, 7.43, 7.43); Calibrated: 2018/12/13;
- Sensor-Surface: 1.4mm (Mechanical Surface Detection)
- Electronics: DAE3 Sn471; Calibrated: 2018/12/3
- Phantom: SAM (30deg probe tilt) with CRP v5.0_20150321; Type: QD000P40CD; Serial: TP:1874
- Measurement SW: DASY52, Version 52.8 (8);

Area Scan (51x141x1): Interpolated grid: $dx=1.200$ mm, $dy=1.200$ mm

Maximum value of SAR (interpolated) = 0.471 W/kg

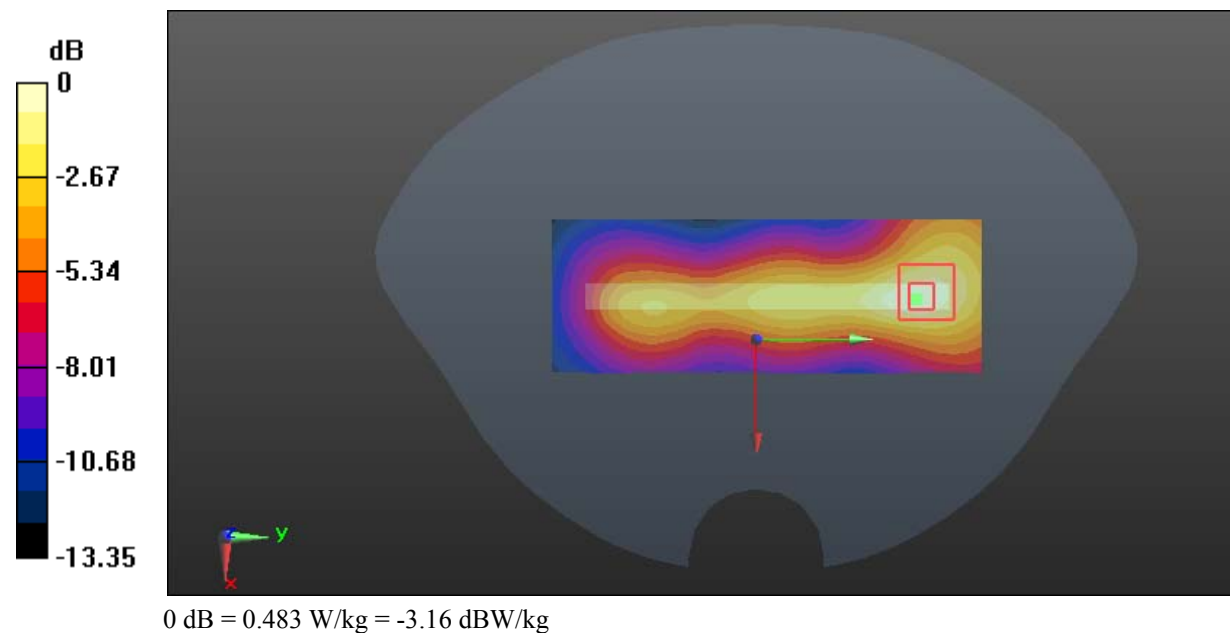
Zoom Scan (5x5x7)/Cube 0: Measurement grid: $dx=8$ mm, $dy=8$ mm, $dz=5$ mm

Reference Value = 9.919 V/m; Power Drift = -0.10 dB

Peak SAR (extrapolated) = 0.588 W/kg

SAR(1 g) = 0.306 W/kg; SAR(10 g) = 0.168 W/kg

Maximum value of SAR (measured) = 0.483 W/kg



Test Plot 91#: LTE Band 7_Body Right_Middle_50%RB**DUT: Mobile Phone; Type: Astro 5 GO LTE; Serial: 18121800120**

Communication System: Generic FDD-LTE; Frequency: 2535 MHz; Duty Cycle: 1:1
 Medium parameters used: $f = 2535$ MHz; $\sigma = 2.111$ S/m; $\epsilon_r = 53.156$; $\rho = 1000$ kg/m³ ;
 Phantom section: Flat Section

DASY5 Configuration:

- Probe: EX3DV4 - SN7441; ConvF(7.43, 7.43, 7.43); Calibrated: 2018/12/13;
- Sensor-Surface: 1.4mm (Mechanical Surface Detection)
- Electronics: DAE3 Sn471; Calibrated: 2018/12/3
- Phantom: SAM (30deg probe tilt) with CRP v5.0_20150321; Type: QD000P40CD; Serial: TP:1874
- Measurement SW: DASY52, Version 52.8 (8);

Area Scan (51x141x1): Interpolated grid: dx=1.200 mm, dy=1.200 mm

Maximum value of SAR (interpolated) = 0.347 W/kg

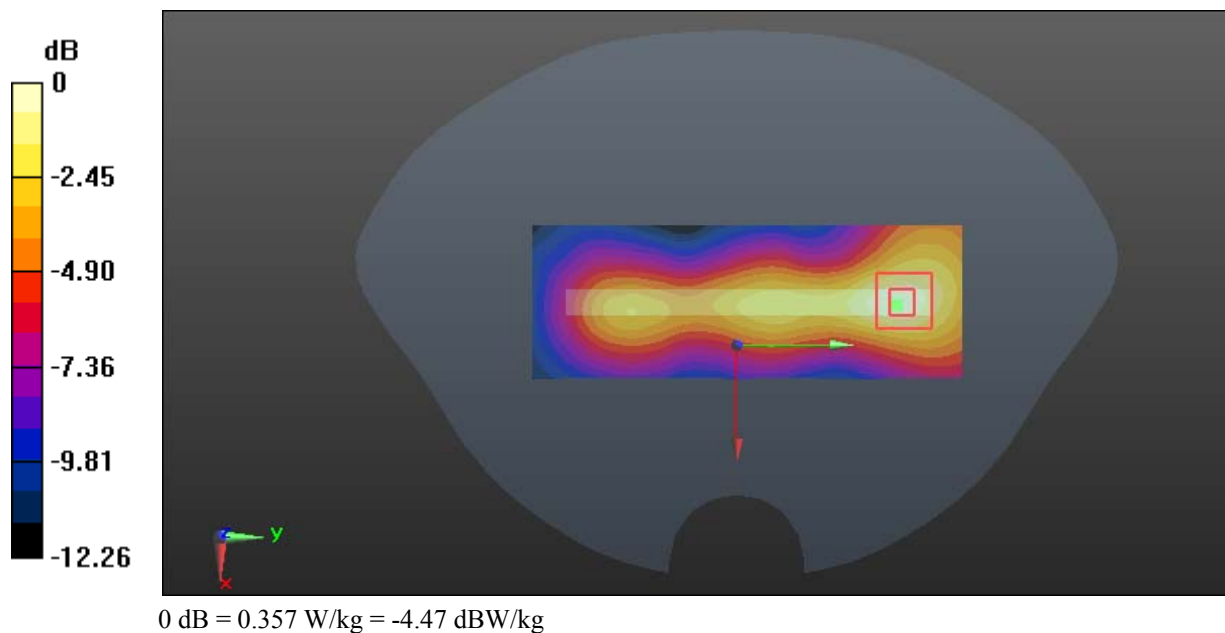
Zoom Scan (5x5x7)/Cube 0: Measurement grid: dx=8mm, dy=8mm, dz=5mm

Reference Value = 8.517 V/m; Power Drift = -0.01 dB

Peak SAR (extrapolated) = 0.436 W/kg

SAR(1 g) = 0.231 W/kg; SAR(10 g) = 0.131 W/kg

Maximum value of SAR (measured) = 0.357 W/kg



Test Plot 92#: LTE Band 7_Body Bottom_Low_1RB**DUT: Mobile Phone; Type: Astro 5 GO LTE; Serial: 18121800120**

Communication System: Generic FDD-LTE; Frequency: 2510 MHz; Duty Cycle: 1:1
Medium parameters used: $f = 2510$ MHz; $\sigma = 1.993$ S/m; $\epsilon_r = 53.23$; $\rho = 1000$ kg/m³ ;
Phantom section: Flat Section

DASY5 Configuration:

- Probe: EX3DV4 - SN7441; ConvF(7.43, 7.43, 7.43); Calibrated: 2018/12/13;
- Sensor-Surface: 1.4mm (Mechanical Surface Detection)
- Electronics: DAE3 Sn471; Calibrated: 2018/12/3
- Phantom: SAM (30deg probe tilt) with CRP v5.0_20150321; Type: QD000P40CD; Serial: TP:1874
- Measurement SW: DASY52, Version 52.8 (8);

Area Scan (51x81x1): Interpolated grid: dx=1.200 mm, dy=1.200 mm

Maximum value of SAR (interpolated) = 1.89 W/kg

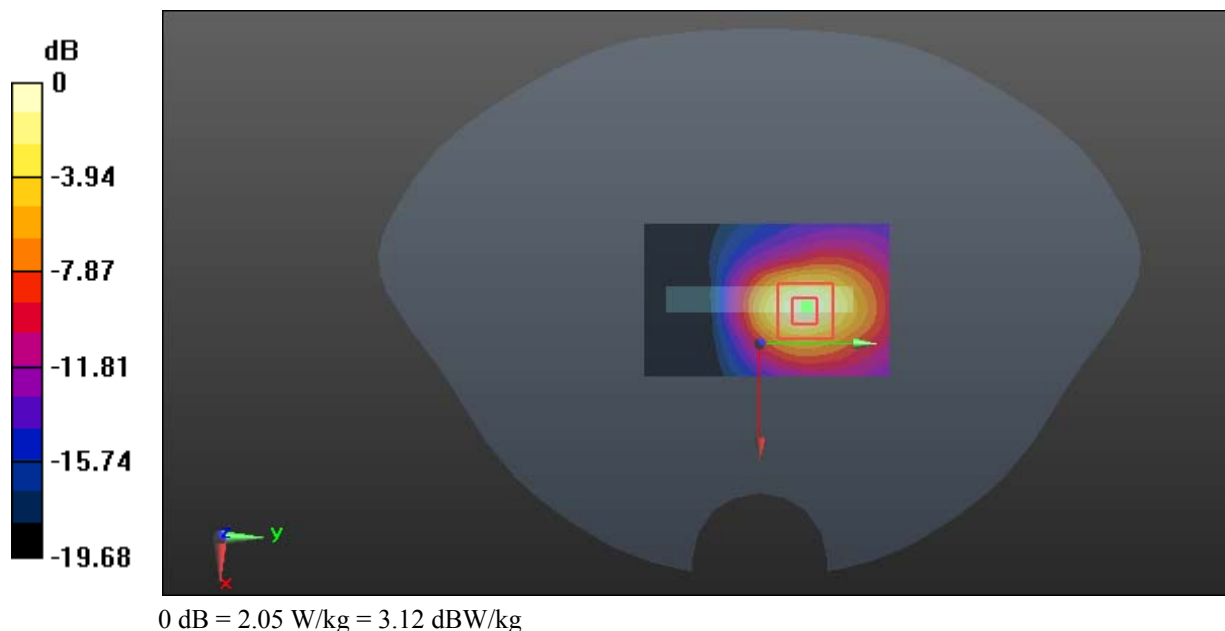
Zoom Scan (5x5x7)/Cube 0: Measurement grid: dx=8mm, dy=8mm, dz=5mm

Reference Value = 14.39 V/m; Power Drift = 0.14 dB

Peak SAR (extrapolated) = 2.55 W/kg

SAR(1 g) = 1.25 W/kg; SAR(10 g) = 0.577 W/kg

Maximum value of SAR (measured) = 2.05 W/kg



Test Plot 93#: LTE Band 7_Body Bottom_Middle_1RB**DUT: Mobile Phone; Type: Astro 5 GO LTE; Serial: 18121800120**

Communication System: Generic FDD-LTE; Frequency: 2535 MHz; Duty Cycle: 1:1
Medium parameters used: $f = 2535$ MHz; $\sigma = 2.111$ S/m; $\epsilon_r = 53.156$; $\rho = 1000$ kg/m³ ;
Phantom section: Flat Section

DASY5 Configuration:

- Probe: EX3DV4 - SN7441; ConvF(7.43, 7.43, 7.43); Calibrated: 2018/12/13;
- Sensor-Surface: 1.4mm (Mechanical Surface Detection)
- Electronics: DAE3 Sn471; Calibrated: 2018/12/3
- Phantom: SAM (30deg probe tilt) with CRP v5.0_20150321; Type: QD000P40CD; Serial: TP:1874
- Measurement SW: DASY52, Version 52.8 (8);

Area Scan (51x81x1): Interpolated grid: dx=1.200 mm, dy=1.200 mm

Maximum value of SAR (interpolated) = 2.16 W/kg

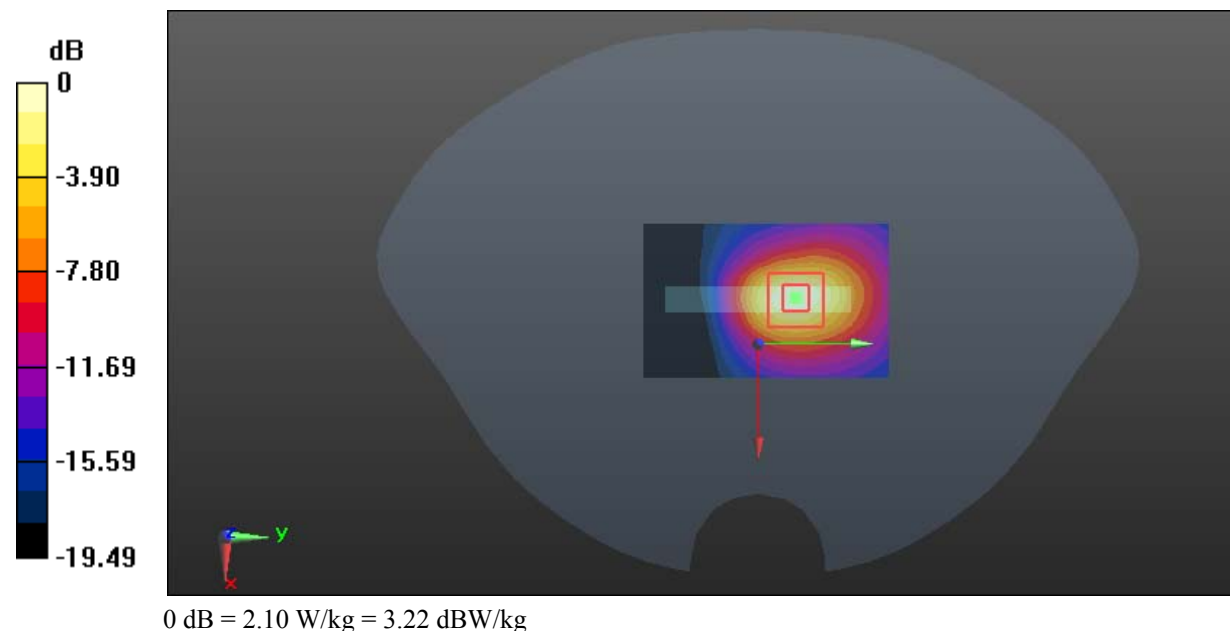
Zoom Scan (5x5x7)/Cube 0: Measurement grid: dx=8mm, dy=8mm, dz=5mm

Reference Value = 17.58 V/m; Power Drift = 0.01 dB

Peak SAR (extrapolated) = 2.59 W/kg

SAR(1 g) = 1.27 W/kg; SAR(10 g) = 0.587 W/kg

Maximum value of SAR (measured) = 2.10 W/kg



Test Plot 94#: LTE Band 7_Body Bottom_High_1RB**DUT: Mobile Phone; Type: Astro 5 GO LTE; Serial: 18121800120**

Communication System: Generic FDD-LTE; Frequency: 2560 MHz; Duty Cycle: 1:1
 Medium parameters used: $f = 2560$ MHz; $\sigma = 2.144$ S/m; $\epsilon_r = 52.686$; $\rho = 1000$ kg/m³ ;
 Phantom section: Flat Section

DASY5 Configuration:

- Probe: EX3DV4 - SN7441; ConvF(7.17, 7.17, 7.17); Calibrated: 2018/12/13;
- Sensor-Surface: 1.4mm (Mechanical Surface Detection)
- Electronics: DAE3 Sn471; Calibrated: 2018/12/3
- Phantom: SAM (30deg probe tilt) with CRP v5.0_20150321; Type: QD000P40CD; Serial: TP:1874
- Measurement SW: DASY52, Version 52.8 (8);

Area Scan (51x81x1): Interpolated grid: dx=1.200 mm, dy=1.200 mm

Maximum value of SAR (interpolated) = 2.17 W/kg

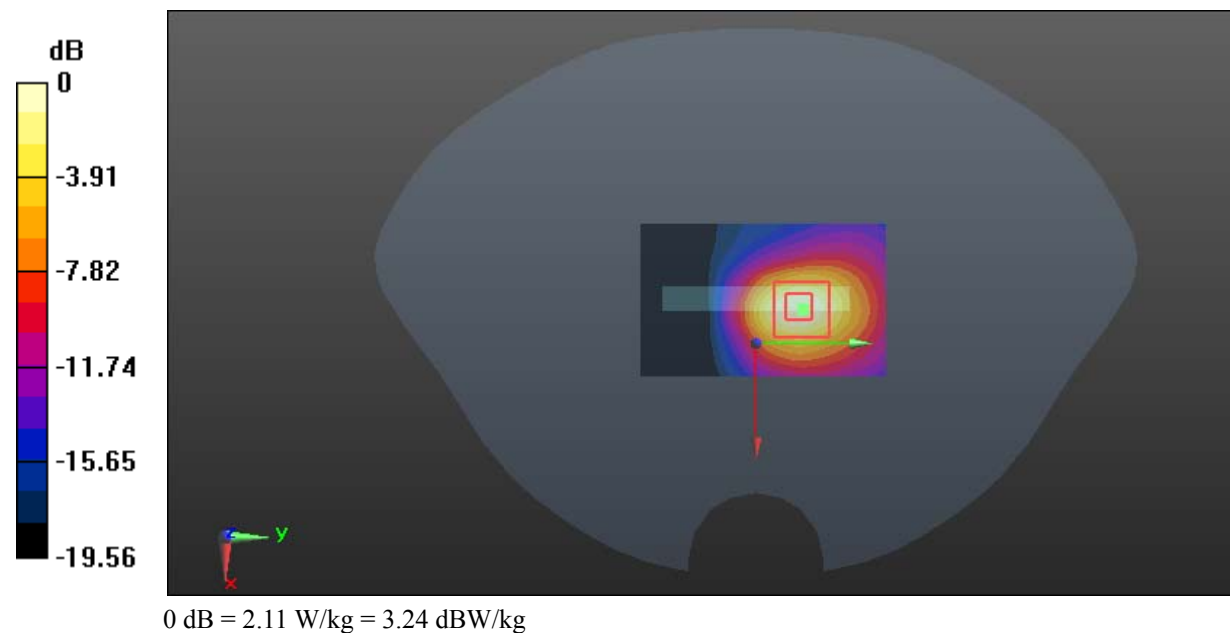
Zoom Scan (5x5x7)/Cube 0: Measurement grid: dx=8mm, dy=8mm, dz=5mm

Reference Value = 14.90 V/m; Power Drift = -0.08 dB

Peak SAR (extrapolated) = 2.63 W/kg

SAR(1 g) = 1.29 W/kg; SAR(10 g) = 0.599 W/kg

Maximum value of SAR (measured) = 2.11 W/kg



Test Plot 95#: LTE Band 7_Body Bottom_Low_50%RB**DUT: Mobile Phone; Type: Astro 5 GO LTE; Serial: 18121800120**

Communication System: Generic FDD-LTE; Frequency: 2510 MHz; Duty Cycle: 1:1
Medium parameters used: $f = 2510$ MHz; $\sigma = 1.993$ S/m; $\epsilon_r = 53.23$; $\rho = 1000$ kg/m³;
Phantom section: Flat Section

DASY5 Configuration:

- Probe: EX3DV4 - SN7441; ConvF(7.43, 7.43, 7.43); Calibrated: 2018/12/13;
- Sensor-Surface: 1.4mm (Mechanical Surface Detection)
- Electronics: DAE3 Sn471; Calibrated: 2018/12/3
- Phantom: SAM (30deg probe tilt) with CRP v5.0_20150321; Type: QD000P40CD; Serial: TP:1874
- Measurement SW: DASY52, Version 52.8 (8);

Area Scan (51x81x1): Interpolated grid: dx=1.200 mm, dy=1.200 mm

Maximum value of SAR (interpolated) = 1.64 W/kg

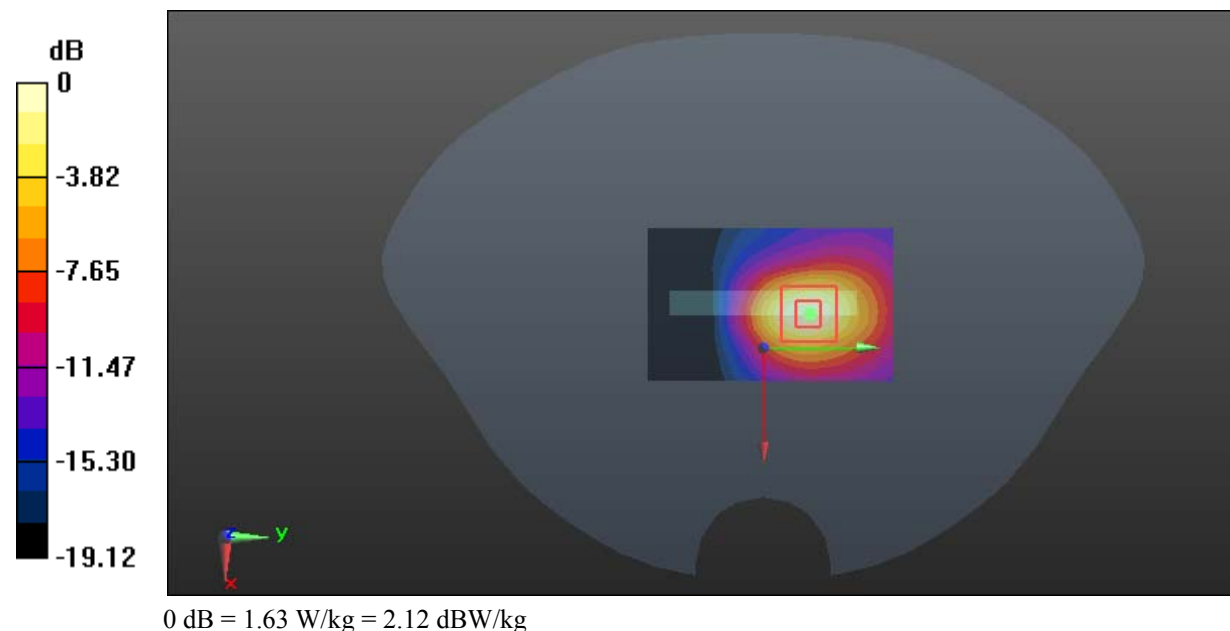
Zoom Scan (5x5x7)/Cube 0: Measurement grid: dx=8mm, dy=8mm, dz=5mm

Reference Value = 13.80 V/m; Power Drift = -0.05 dB

Peak SAR (extrapolated) = 2.00 W/kg

SAR(1 g) = 0.998 W/kg; SAR(10 g) = 0.470 W/kg

Maximum value of SAR (measured) = 1.63 W/kg



Test Plot 96#: LTE Band 7_Body Bottom_Middle_50%RB**DUT: Mobile Phone; Type: Astro 5 GO LTE; Serial: 18121800120**

Communication System: Generic FDD-LTE; Frequency: 2535 MHz; Duty Cycle: 1:1
Medium parameters used: $f = 2535$ MHz; $\sigma = 2.111$ S/m; $\epsilon_r = 53.156$; $\rho = 1000$ kg/m³ ;
Phantom section: Flat Section

DASY5 Configuration:

- Probe: EX3DV4 - SN7441; ConvF(7.43, 7.43, 7.43); Calibrated: 2018/12/13;
- Sensor-Surface: 1.4mm (Mechanical Surface Detection)
- Electronics: DAE3 Sn471; Calibrated: 2018/12/3
- Phantom: SAM (30deg probe tilt) with CRP v5.0_20150321; Type: QD000P40CD; Serial: TP:1874
- Measurement SW: DASY52, Version 52.8 (8);

Area Scan (51x81x1): Interpolated grid: dx=1.200 mm, dy=1.200 mm

Maximum value of SAR (interpolated) = 1.82 W/kg

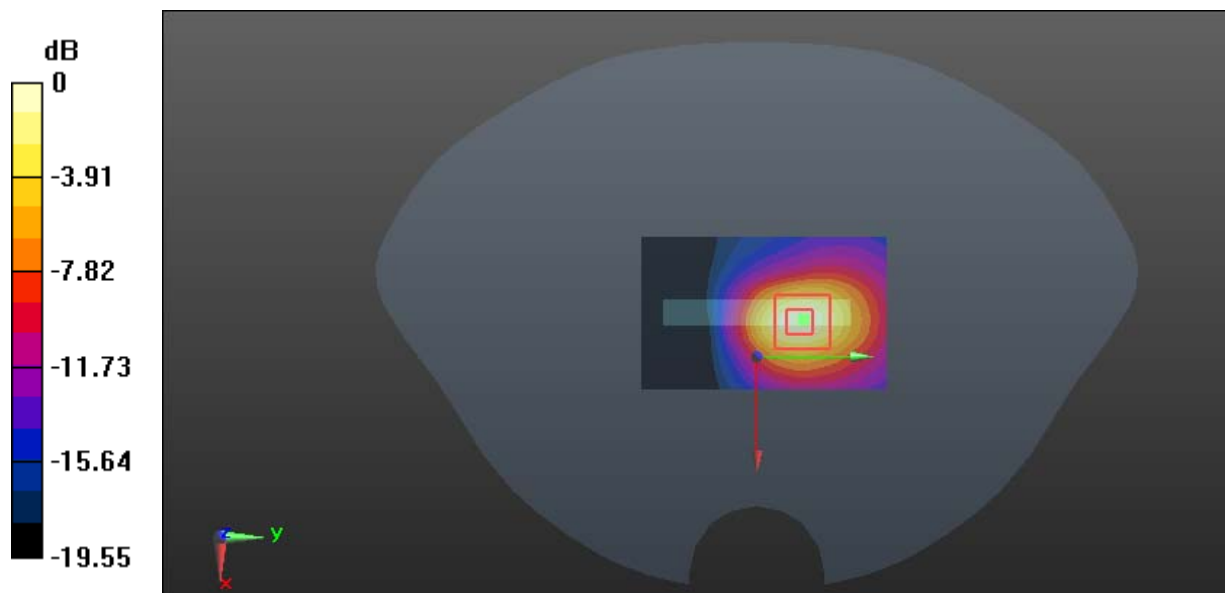
Zoom Scan (5x5x7)/Cube 0: Measurement grid: dx=8mm, dy=8mm, dz=5mm

Reference Value = 13.96 V/m; Power Drift = -0.07 dB

Peak SAR (extrapolated) = 2.32 W/kg

SAR(1 g) = 1.14 W/kg; SAR(10 g) = 0.530 W/kg

Maximum value of SAR (measured) = 1.87 W/kg



Test Plot 97#: LTE Band 7_Body Bottom_High_50%RB**DUT: Mobile Phone; Type: Astro 5 GO LTE; Serial: 18121800120**

Communication System: Generic FDD-LTE; Frequency: 2560 MHz; Duty Cycle: 1:1
Medium parameters used: $f = 2560$ MHz; $\sigma = 2.144$ S/m; $\epsilon_r = 52.686$; $\rho = 1000$ kg/m³ ;
Phantom section: Flat Section

DASY5 Configuration:

- Probe: EX3DV4 - SN7441; ConvF(7.17, 7.17, 7.17); Calibrated: 2018/12/13;
- Sensor-Surface: 1.4mm (Mechanical Surface Detection)
- Electronics: DAE3 Sn471; Calibrated: 2018/12/3
- Phantom: SAM (30deg probe tilt) with CRP v5.0_20150321; Type: QD000P40CD; Serial: TP:1874
- Measurement SW: DASY52, Version 52.8 (8);

Area Scan (51x81x1): Interpolated grid: dx=1.200 mm, dy=1.200 mm

Maximum value of SAR (interpolated) = 1.92 W/kg

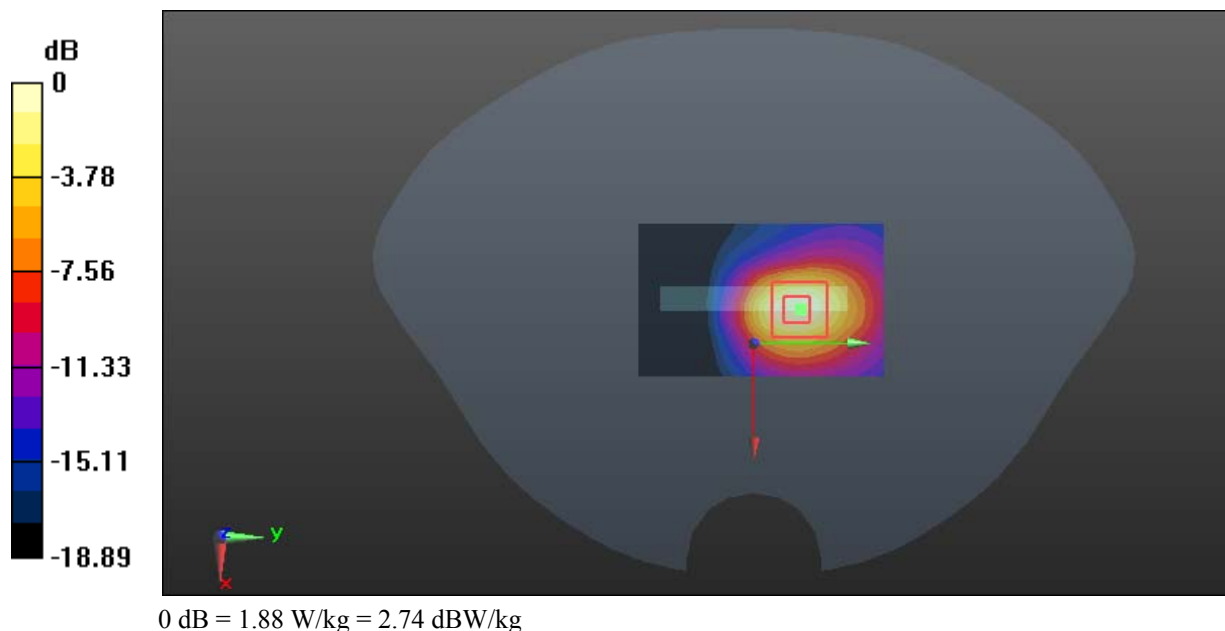
Zoom Scan (5x5x7)/Cube 0: Measurement grid: dx=8mm, dy=8mm, dz=5mm

Reference Value = 13.49 V/m; Power Drift = -0.04 dB

Peak SAR (extrapolated) = 2.35 W/kg

SAR(1 g) = 1.13 W/kg; SAR(10 g) = 0.522 W/kg

Maximum value of SAR (measured) = 1.88 W/kg



Test Plot 98#: LTE Band 7_Body Bottom_High_100%RB**DUT: Mobile Phone; Type: Astro 5 GO LTE; Serial: 18121800120**

Communication System: Generic FDD-LTE; Frequency: 2560 MHz; Duty Cycle: 1:1
 Medium parameters used: $f = 2560$ MHz; $\sigma = 2.144$ S/m; $\epsilon_r = 52.686$; $\rho = 1000$ kg/m³ ;
 Phantom section: Flat Section

DASY5 Configuration:

- Probe: EX3DV4 - SN7441; ConvF(7.17, 7.17, 7.17); Calibrated: 2018/12/13;
- Sensor-Surface: 1.4mm (Mechanical Surface Detection)
- Electronics: DAE3 Sn471; Calibrated: 2018/12/3
- Phantom: SAM (30deg probe tilt) with CRP v5.0_20150321; Type: QD000P40CD; Serial: TP:1874
- Measurement SW: DASY52, Version 52.8 (8);

Area Scan (51x81x1): Interpolated grid: dx=1.200 mm, dy=1.200 mm

Maximum value of SAR (interpolated) = 1.86 W/kg

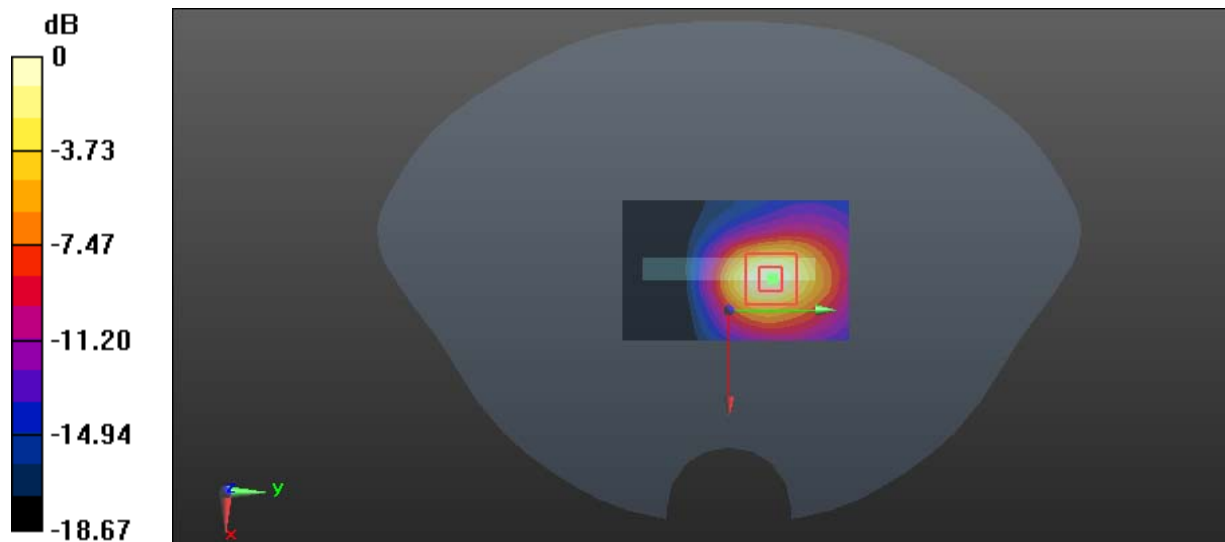
Zoom Scan (5x5x7)/Cube 0: Measurement grid: dx=8mm, dy=8mm, dz=5mm

Reference Value = 13.35 V/m; Power Drift = -0.12 dB

Peak SAR (extrapolated) = 2.28 W/kg

SAR(1 g) = 1.10 W/kg; SAR(10 g) = 0.509 W/kg

Maximum value of SAR (measured) = 1.83 W/kg



0 dB = 1.83 W/kg = 2.62 dBW/kg