



Wistron NeWeb Corp.

Dual band Antenna Data Sheet

Customer Name:

Date: 06/04/2015

Doc. Version: 1

OEM P/N	
WNC P/N	
Description	
Version	Dual band Antenna

Provided By Wistron NeWeb Corp	Reviewed By Wistron NeWeb Corp	Approved By Customer
Iris Tu	Neil Peng	

Wistron NeWeb Corporation
20 Park Avenue II,
Hsinchu Science Park,
Hsinchu 308, Taiwan, R.O.C.
TEL: +886-3-666-7799
FAX: +886-3-666-7321
<http://www.wneweb.com>

啟碁科技股份有限公司
新竹市 308 科學園區園區二路 20 號
電話：(03) 666-7799
傳真：(03) 666-7321

Index


- 1. Introduction**
- 2. Revision History**
- 3. Product Specifications**
- 4. Antenna Performance**

1. Introduction

Antenna for Dual band system

Dual band antenna (Dipole type)

1. Cable length of Dual band antenna: 205 mm, Black (connector with Φ 1.37mm RF cable)
2. PCB size: 35*8*0.8 mm

	Dual band Antenna
Antenna Type	Dipole type
Cable	Cable color : Black 1.37 (dia) x 205 mm, RF connector
Photo	

2. Revision History

Date	Version	Change Description
06/04/15	A01	Release to file

3. Product Specifications

3.1 Specifications of Antenna Design

Measure environment LCD angle 110 degree

3.1.1 VSWR

WLAN Main	2400 MHz ~ 2500 MHz	5150 MHz ~ 5850 MHz
VSWR	<2	<2

3.1.2 Antenna specification

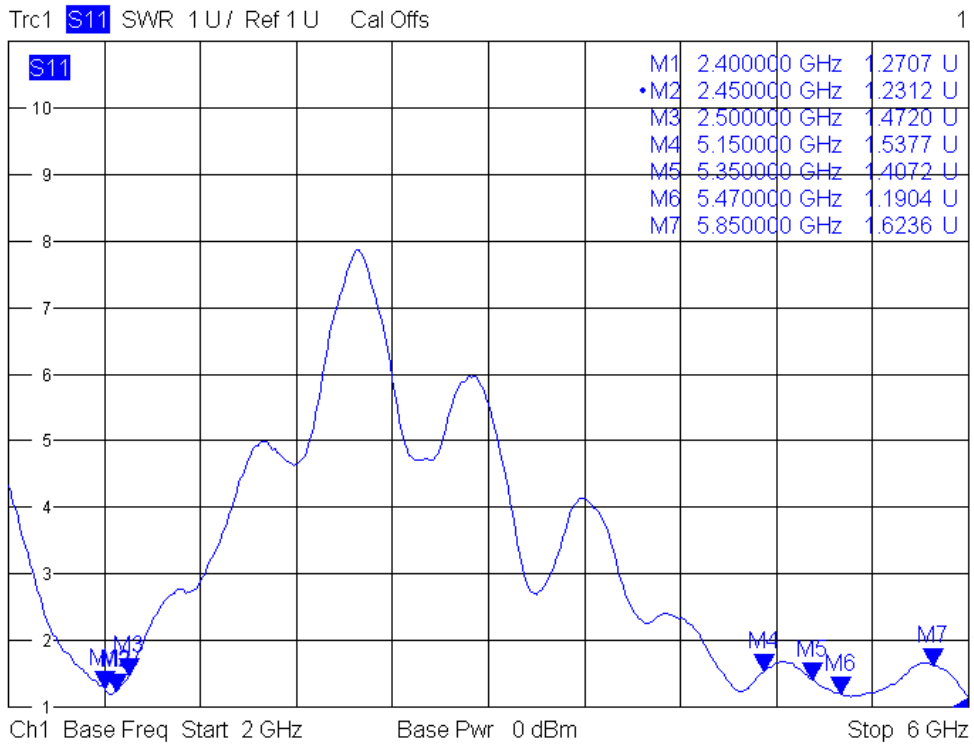
WLAN Main	2400 MHz ~ 2500 MHz	5150 MHz ~ 5850 MHz
Peak dBi	<2	<1

3.3 Antenna Material List

Dual band Antenna
1. PCB
2. Coaxial cable and RF connector
3. Adhesive Tape
4. Weight: 1.19 g

4 Antenna Performance

4.1 VSWR



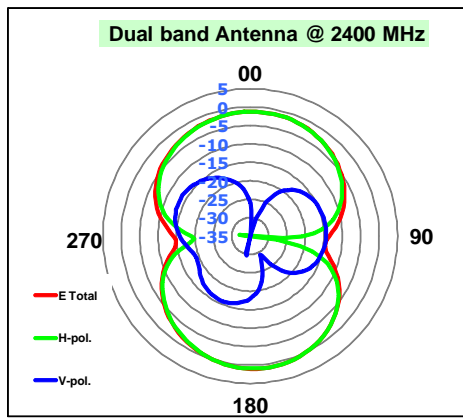
4.2 Antenna Efficiency

Dual band Antenna Efficiency		
Frequency	Efficiency	Efficiency(dB)
2400	74.23	-1.29
2450	74.71	-1.27
2500	74.00	-1.31
5150	68.99	-1.61
5250	66.59	-1.77
5350	68.16	-1.66
5470	71.39	-1.46
5600	72.17	-1.42
5725	71.18	-1.48
5750	70.31	-1.53
5850	66.58	-1.77

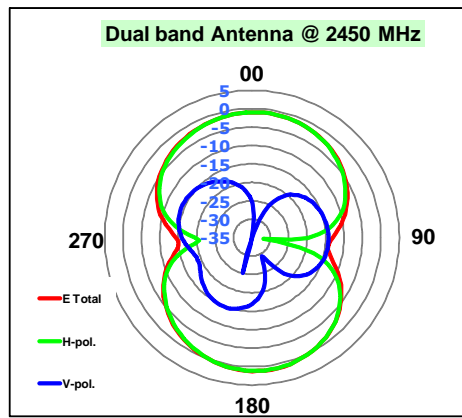
4.3 Antenna Peak Gain and Average Gain

Dual band Antenna Gain						
Frequency (MHz)	Max value			Average		
	H-pol	V-pol	Total (H-pol+V-pol)	H-pol	V-pol	Total (H-pol+V-pol)
2400	1.02	-13.55	1.06	-4.28	-17.61	-3.89
2450	1.21	-14.18	1.26	-4.07	-17.59	-3.69
2500	1.49	-13.11	1.55	-4.07	-17.90	-3.73
5150	-0.89	-7.02	-0.55	-5.07	-12.57	-4.04
5250	-0.37	-7.28	-0.32	-5.06	-13.31	-4.11
5350	-0.10	-9.93	-0.08	-5.00	-14.89	-4.32
5470	0.40	-9.49	0.50	-4.96	-15.94	-4.42
5600	0.59	-8.41	0.87	-4.94	-14.62	-4.25
5725	0.29	-7.02	0.71	-4.72	-12.65	-3.72
5750	0.87	-6.97	1.26	-4.65	-12.61	-3.70
5850	0.71	-6.34	0.74	-5.12	-11.91	-3.78

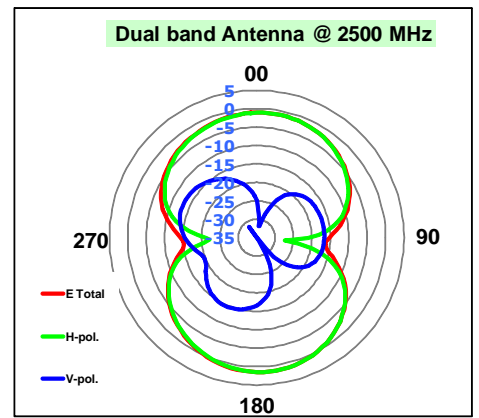
4.4 Antenna Pattern



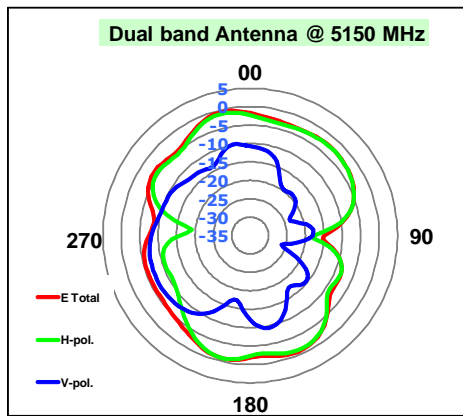
	H-pol	V pol
Peak Gain	1.02	-13.55



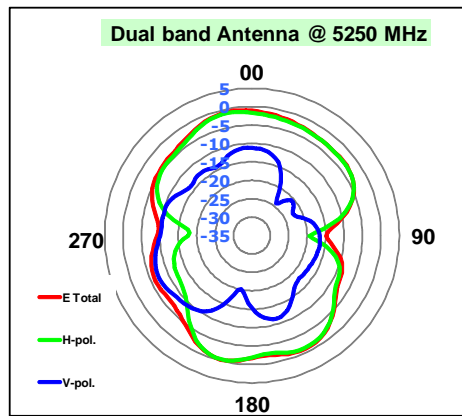
	H-pol	V pol
Peak Gain	1.21	-14.18



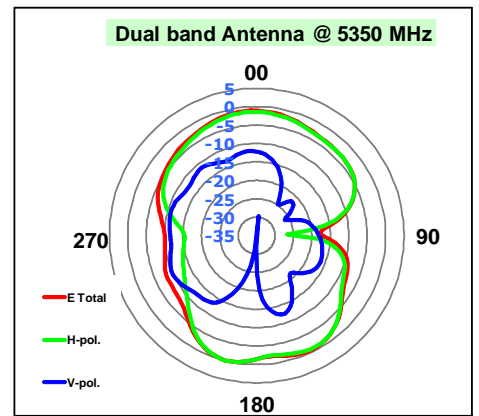
	H-pol	V pol
Peak Gain	1.49	-13.11



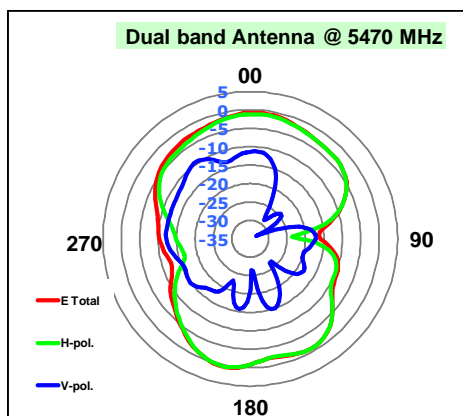
	H-pol	V pol
Peak Gain	-0.89	-7.02



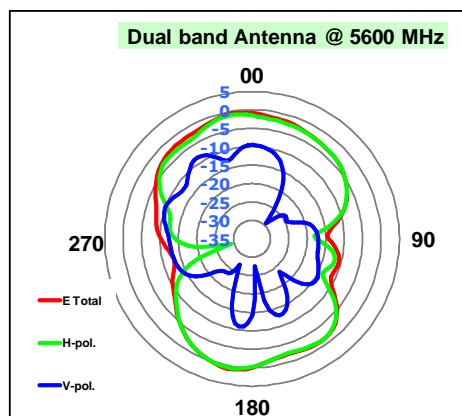
	H-pol	V pol
Peak Gain	-0.37	-7.28



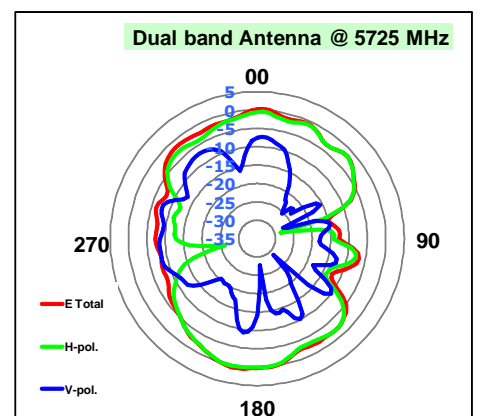
	H-pol	V pol
Peak Gain	-0.10	-9.93



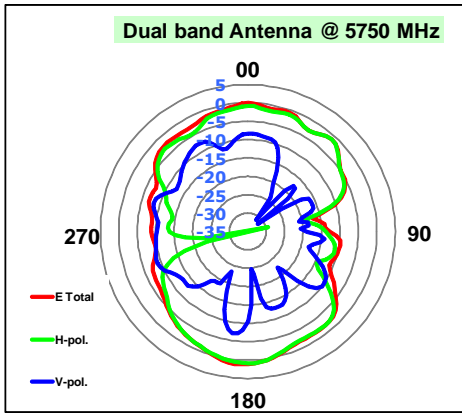
	H-pol	V pol
Peak Gain	0.40	-9.49



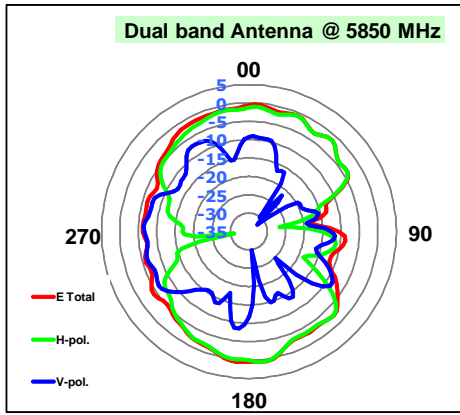
	H-pol	V pol
Peak Gain	0.59	-8.41



	H-pol	V pol
Peak Gain	0.29	-7.02



	H-pol	V pol
Peak Gain	0.87	-6.97



	H-pol	V pol
Peak Gain	0.71	-6.34