



Kenbotong Technology Co., Ltd.

SPECIFICATION

Vendor Name	Shenzhen kenhaitong antenna technology co, Ltd.				
Customer Name	Particle				
Sample Name	PD-MORPH-WIFI-V02				
Part Number					
Specification					
Inspection Item	Performance	Total Appearance	structure	Others	Inspection Result
Remark					
QA Audit		Engineer Audit		Sales Confirm	
The following are filled by Customer					
Customer Evaluation					
Signation/ Chapter by Customer	date:				



Kenbotong Technology Co., Ltd.

1、 Antenna Picture

Kenbotong Technology Co., Ltd.

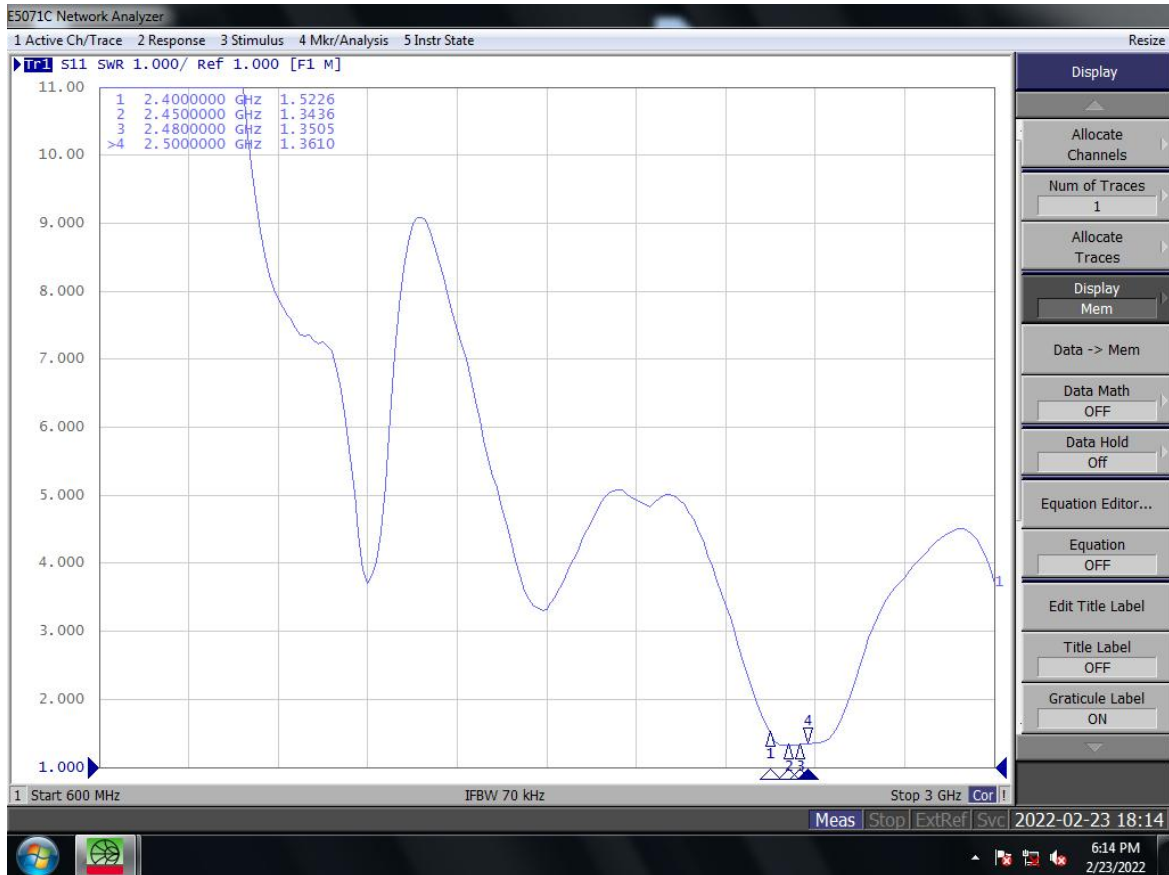
2.Measurement information

Band	WIFI
Frequency(MHz)	2400-2500
Max VSWR	≤1.5
Max Return loss(dB)	-17
Peak Gain(dB)	2.83
Efficiency(%)	58.88
Average Gain(dB)	1.5
Radiation Properties	Omnidirectional
Max Input Power(watts)	5
Polarization	Linear
Impedance(Ohms)	50
MECHANICAL	
Dimensions(mm)	48.2*23.87*0.8mm
Material	Flexible Polymer
Connector and Cable	U.FL and 1.13mm mini coax
Cable Length	113mm
ENVIRONMENTAL	
Operation Temperature	-40℃ to 85℃
Storage Temperature	-40℃ to 85℃
Relative Humidity	-40℃ to 95℃
ROHS Compliant	YES

Kenbotong Technology Co., Ltd.

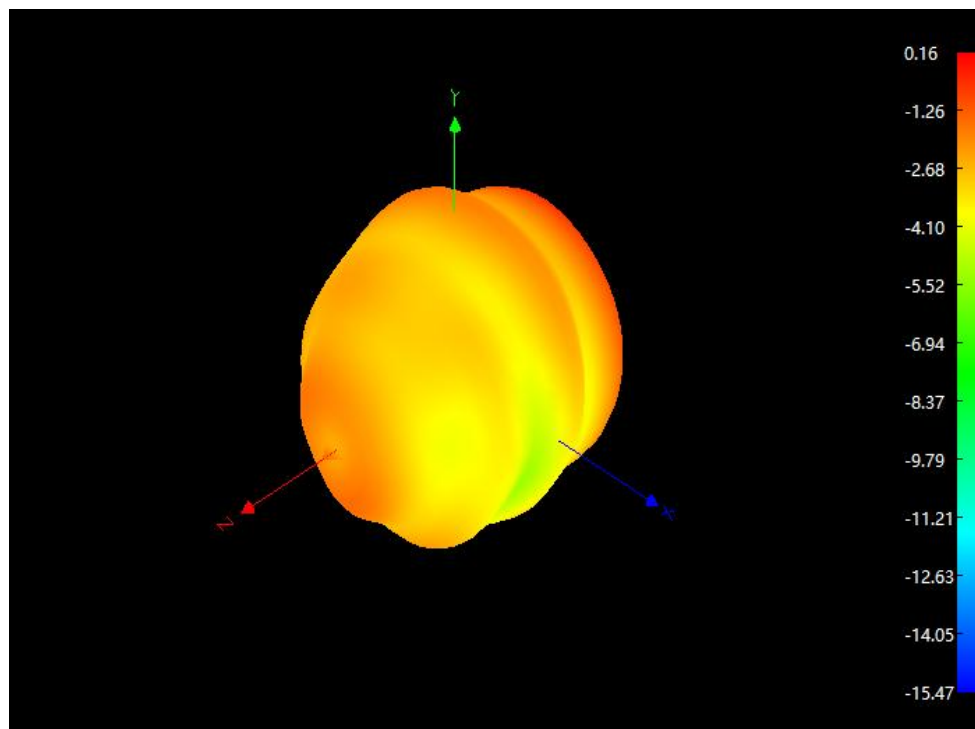
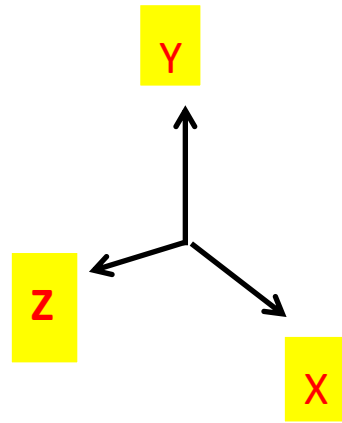
3. Antenna Parameters

VSWR



Kenbotong Technology Co., Ltd.

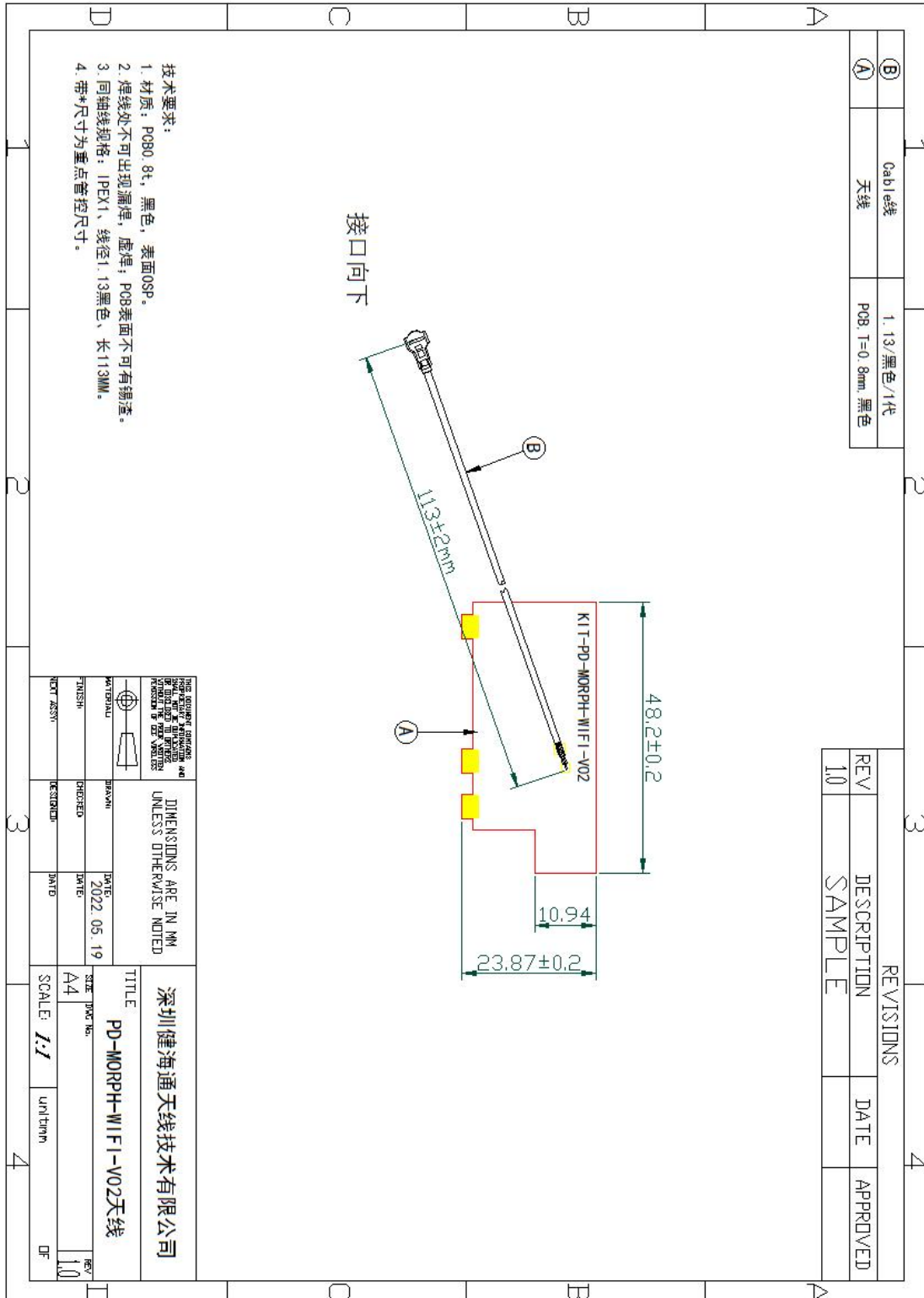
Radiation Pattern



Radiation Pattern at 2400 MHz of Antenna

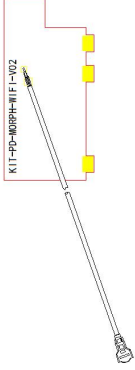
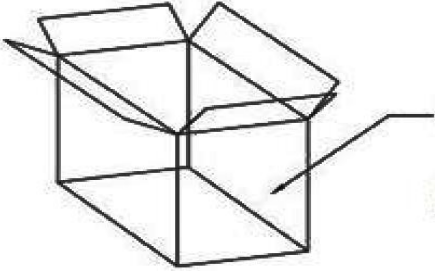
Kenbotong Technology Co., Ltd.

5、 Mechanical Drawing



Kenbotong Technology Co., Ltd.

6、Packaging

Packaging					
Customer Name:particle	name: PD-MORPH-WIFI-V02 天线	Code:	TEST: A		
	Code	name	size	quantities	
	PE	PE bag	230*330*0.1 2	1/100	
	SYC-BZ-01	Paper box	270*250*13 0	1/5000	
S T E P S					N O T I C E
<div style="display: flex; justify-content: space-around; align-items: center;">  <div style="border: 1px solid black; padding: 5px; margin-left: 20px;">5000PCS</div> </div>					
compile		approval		MADE	DATE