


FRONT VIEW

SONOSIM,INC.
NEEDLE & SYRINGE
MODEL: 100-2040

FCC SUBPART B AND C – RADIATED EMISSIONS – ABOVE 1 GHz

**PHOTOGRAPH SHOWING THE EUT CONFIGURATION
FOR MAXIMUM EMISSIONS**




REAR VIEW

SONOSIM,INC.
NEEDLE & SYRINGE
MODEL: 100-2040

FCC SUBPART B AND C – RADIATED EMISSIONS – ABOVE 1 GHz

**PHOTOGRAPH SHOWING THE EUT CONFIGURATION
FOR MAXIMUM EMISSIONS**




FRONT VIEW

**SONOSIM,INC.
NEEDLE & SYRINGE
MODEL: 100-2040**

FCC SUBPART B AND C – RADIATED EMISSIONS – BELOW 1 GHz

**PHOTOGRAPH SHOWING THE EUT CONFIGURATION
FOR MAXIMUM EMISSIONS**



REAR VIEW

SONOSIM,INC.
NEEDLE & SYRINGE
MODEL: 100-2040

FCC SUBPART B AND C – RADIATED EMISSIONS – BELOW 1 GHz

**PHOTOGRAPH SHOWING THE EUT CONFIGURATION
FOR MAXIMUM EMISSIONS**