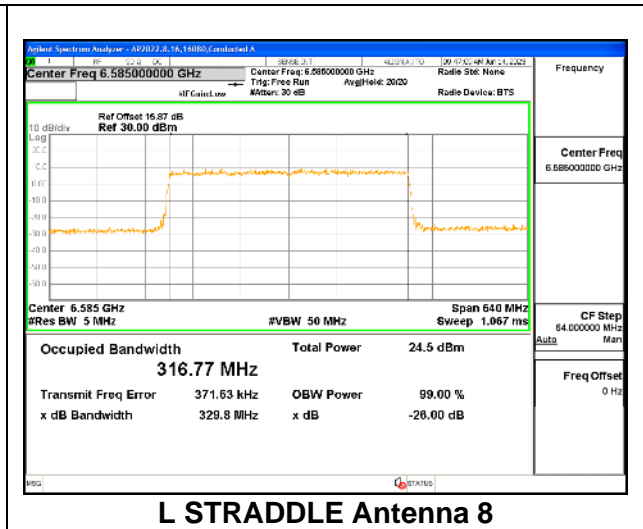
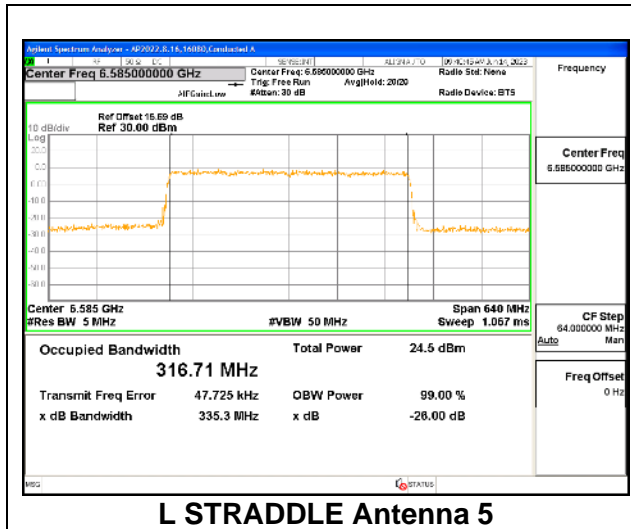


2TX Antenna 5 + Antenna 8 CDD OFDMA MODE: 4x 996-Tones, Index S69

Channel	Frequency (MHz)	99% Bandwidth Chain 0 (MHz)	99% Bandwidth Chain 1 (MHz)
L Starddle	6585	316.71	316.77
H Straddle	6745	317.64	316.47

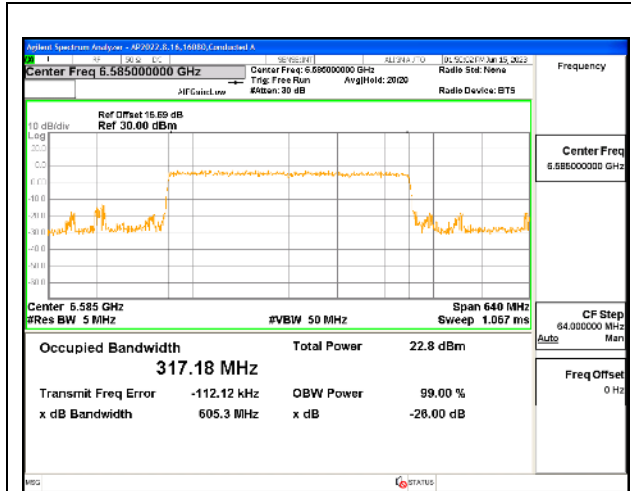
L STRADDLE



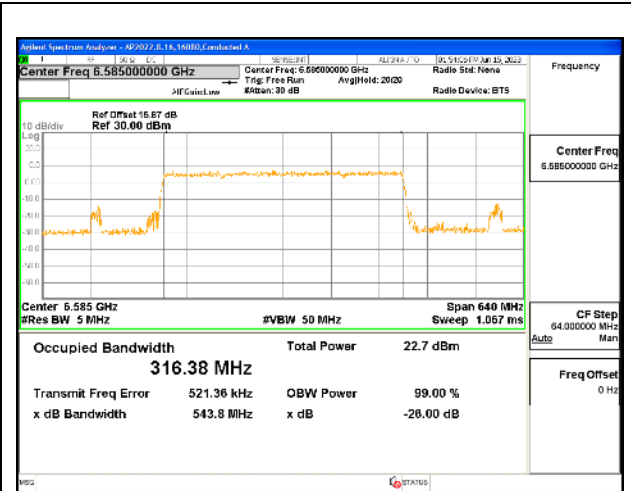
4TX Antenna 5 + Antenna 8 + Antenna 3+ Antenna 10 CDD OFDMA MODE: 4x 996-Tones, Index S69

Channel	Frequency (MHz)	99% Bandwidth Chain 0 (MHz)	99% Bandwidth Chain 1 (MHz)	99% Bandwidth Chain 2 (MHz)	99% Bandwidth Chain 3 (MHz)
L Straddle	6585	317.18	316.38	316.38	316.25
H Straddle	6745	317.29	316.91	317.77	317.22

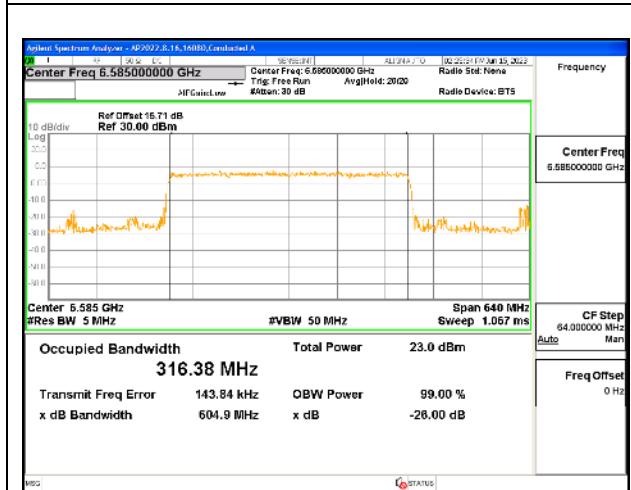
L STRADDLE



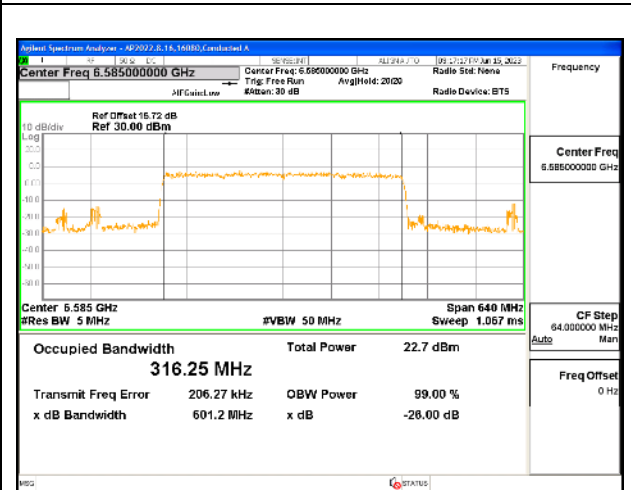
L STRADDLE Antenna 5



L STRADDLE Antenna 8



L STRADDLE Antenna 3

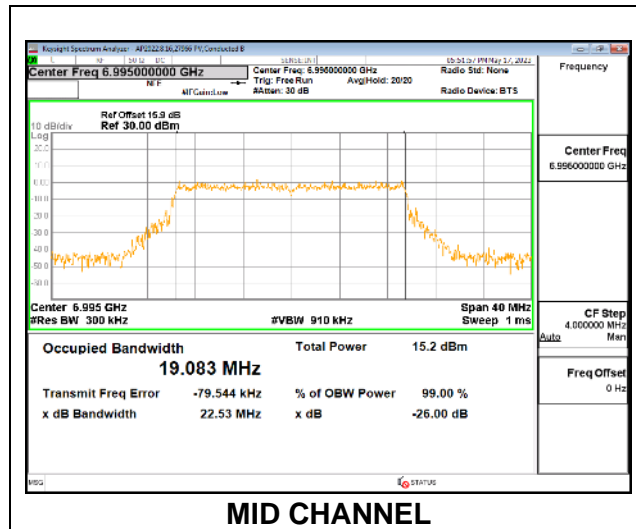


L STRADDLE Antenna 10

9.3.28. 802.11ax HE20 MODE IN THE UNII-8 BAND

1TX Antenna 5 OFDMA MODE: 242-Tones, RU Index 61

Channel	Frequency (MHz)	99% Bandwidth (MHz)
Low	6895	19.149
Mid	6995	19.083
High	7095	19.078
High	7115	19.287

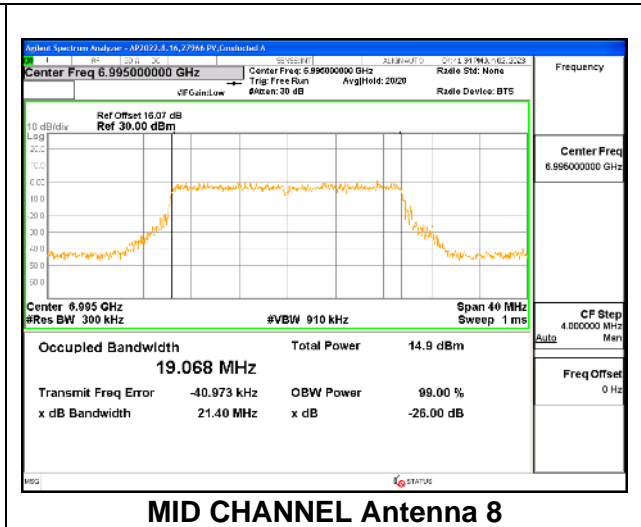
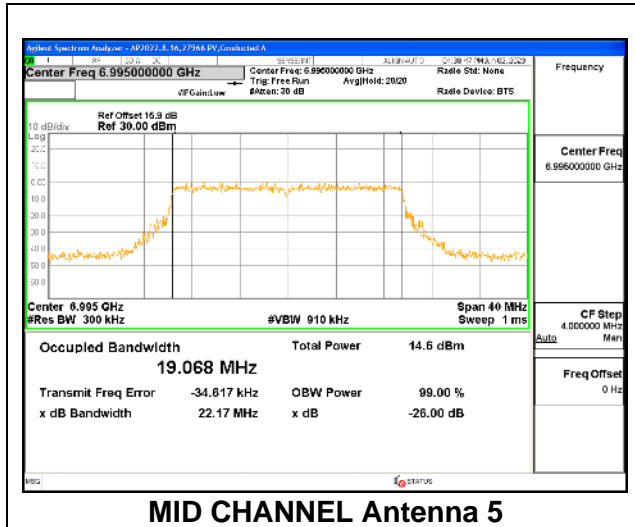


MID CHANNEL

2TX Antenna 5 + Antenna 8 CDD OFDMA MODE: 242-Tones, RU Index 61

Channel	Frequency (MHz)	99% Bandwidth Chain 0 (MHz)	99% Bandwidth Chain 1 (MHz)
Low	6895	19.105	19.063
Mid	6995	19.068	19.068
High	7095	19.084	19.059
High	7115	19.215	19.199

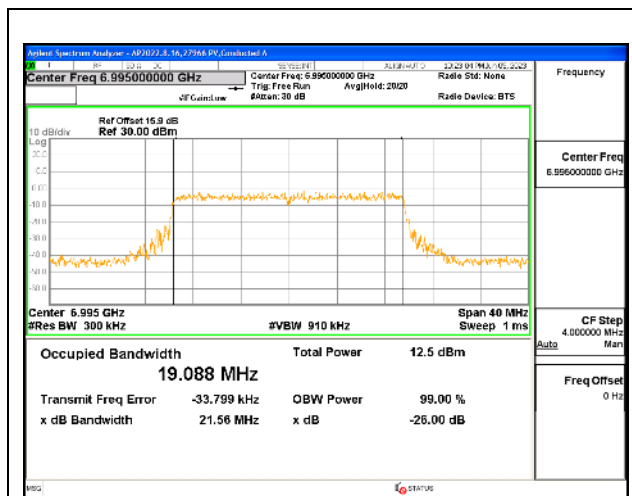
MID CHANNEL



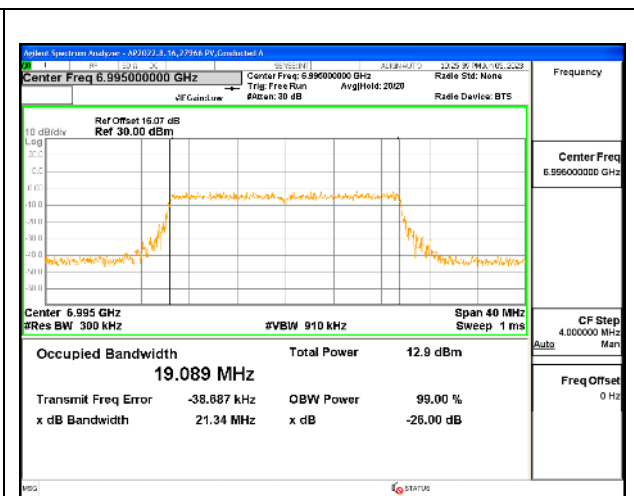
4TX Antenna 5 + Antenna 8 + Antenna 3+ Antenna 10 CDD OFDMA MODE: 242-Tones, RU Index 61

Channel	Frequency (MHz)	99% Bandwidth Chain 0 (MHz)	99% Bandwidth Chain 1 (MHz)	99% Bandwidth Chain 2 (MHz)	99% Bandwidth Chain 3 (MHz)
Low	6895	19.052	19.066	19.138	19.050
Mid	6995	19.088	19.089	19.019	19.044
High	7095	19.000	19.083	19.083	19.081
High	7115	19.221	19.216	19.273	19.207

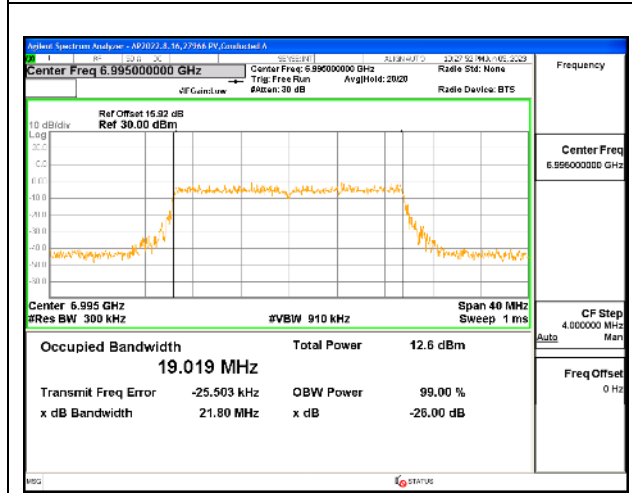
MID CHANNEL



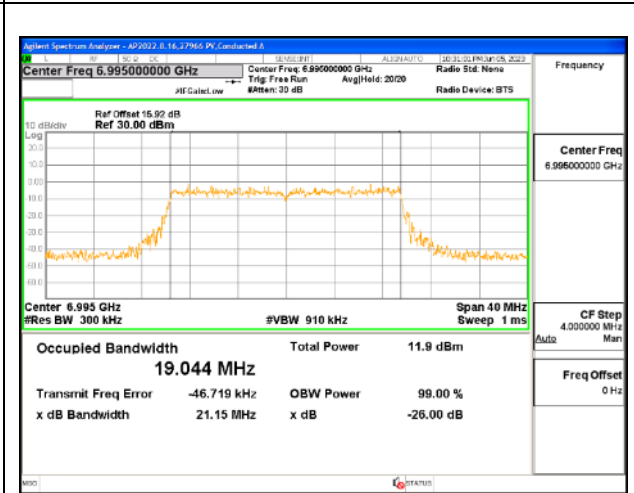
MID CHANNEL Antenna 5



MID CHANNEL Antenna 8



MID CHANNEL Antenna 3

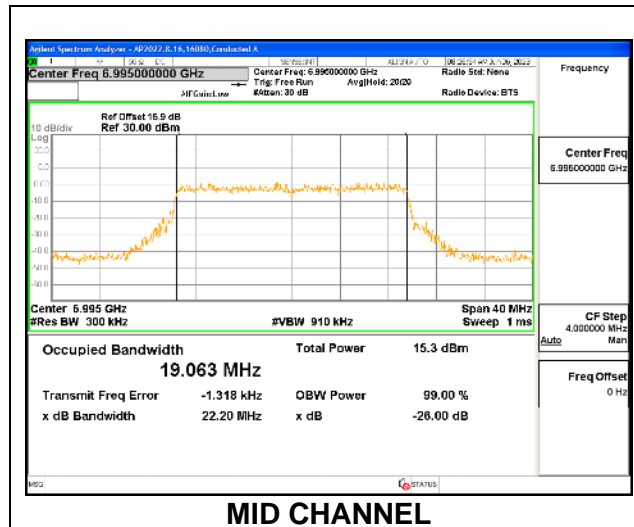


MID CHANNEL Antenna 10

9.3.29. 802.11be EHT20 MODE IN THE UNII-8 BAND

1TX Antenna 5 OFDMA MODE: 242-Tones, RU Index 61

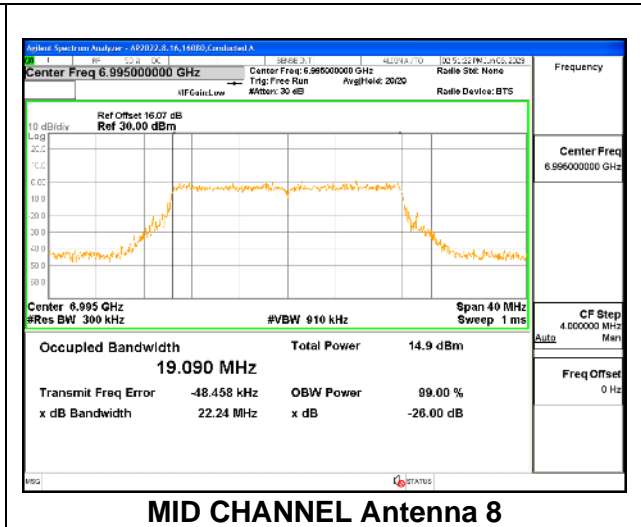
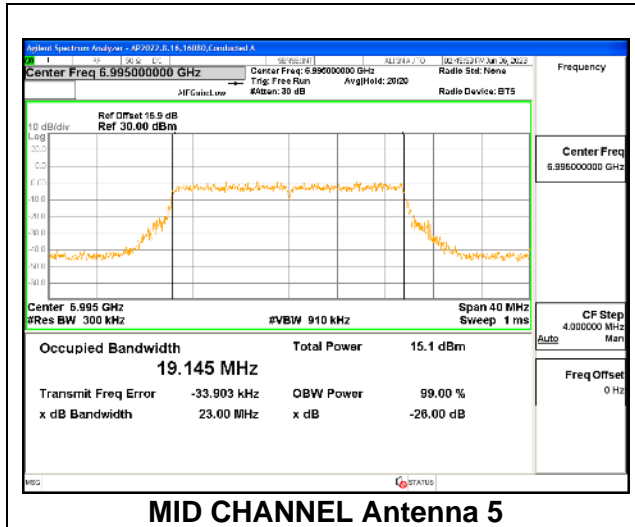
Channel	Frequency (MHz)	99% Bandwidth (MHz)
Low	6895	19.065
Mid	6995	19.063
High	7095	19.043
High	7115	19.454



2TX Antenna 5 + Antenna 8 CDD OFDMA MODE: 242-Tones, RU Index 61

Channel	Frequency (MHz)	99% Bandwidth Chain 0 (MHz)	99% Bandwidth Chain 1 (MHz)
Low	6895	19.066	19.030
Mid	6995	19.145	19.090
High	7095	19.039	19.033
High	7115	19.450	19.216

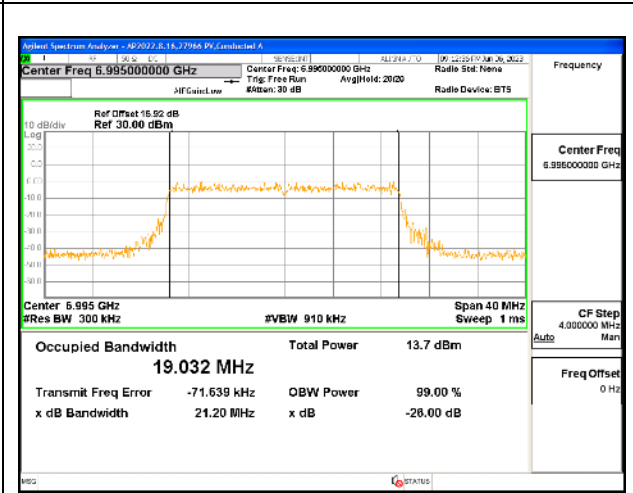
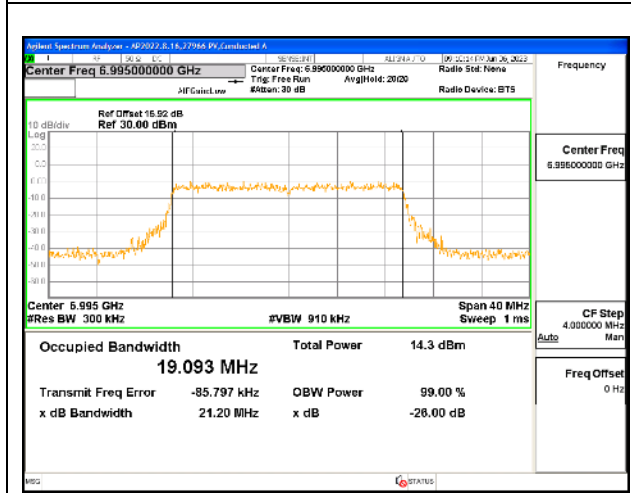
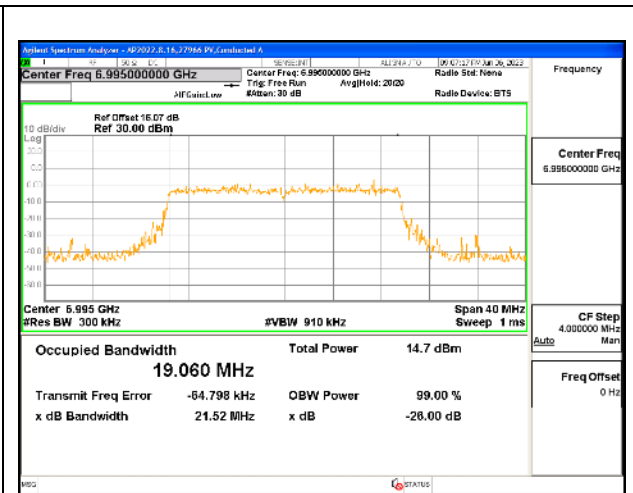
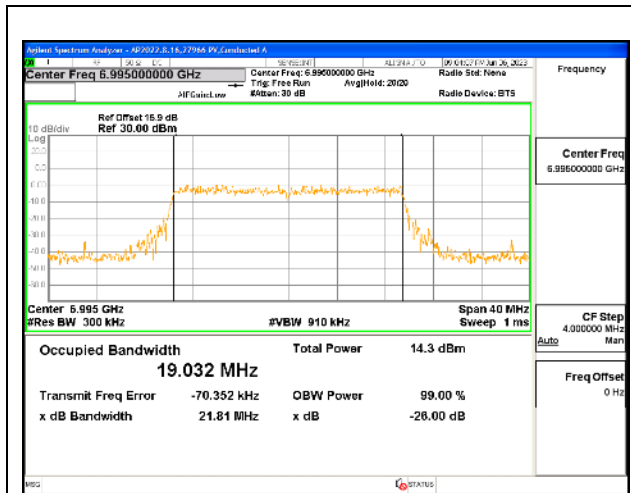
MID CHANNEL



4TX Antenna 5 + Antenna 8 + Antenna 3+ Antenna 10 CDD OFDMA MODE: 242-Tones, RU Index 61

Channel	Frequency (MHz)	99% Bandwidth Chain 0 (MHz)	99% Bandwidth Chain 1 (MHz)	99% Bandwidth Chain 2 (MHz)	99% Bandwidth Chain 3 (MHz)
Low	6895	19.086	19.066	19.028	19.071
Mid	6995	19.032	19.060	19.093	19.032
High	7095	19.182	19.073	19.050	19.067
High	7115	19.157	19.177	19.229	19.309

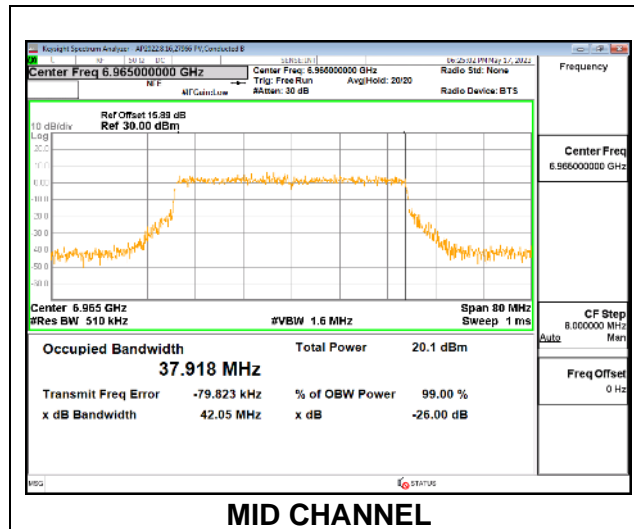
MID CHANNEL



9.3.30. 802.11ax HE40 MODE IN THE UNII-8 BAND

1TX Antenna 5 OFDMA MODE: 484-Tones, RU Index 65

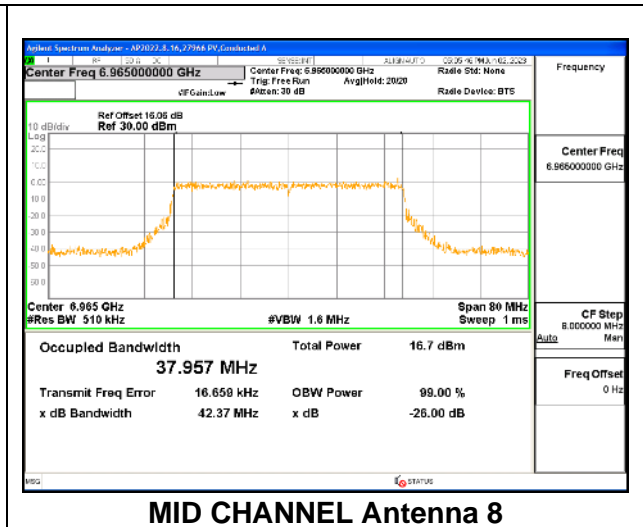
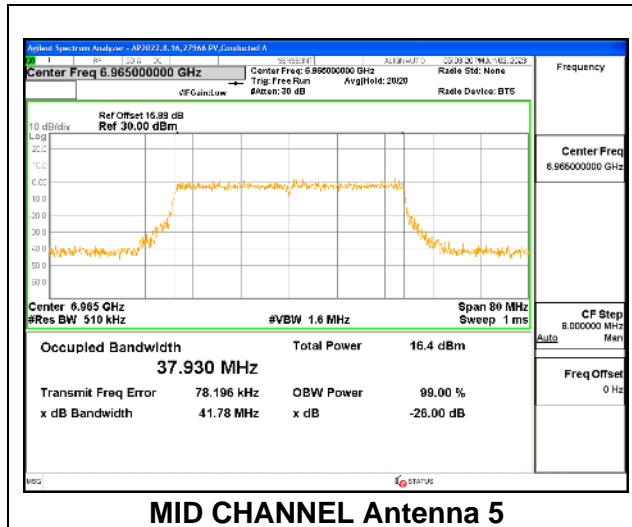
Channel	Frequency (MHz)	99% Bandwidth (MHz)
L Straddle	6885	37.887
Mid	6965	37.918
High	7085	38.047



2TX Antenna 5 + Antenna 8 CDD OFDMA MODE: 484-Tones, RU Index 65

Channel	Frequency (MHz)	99% Bandwidth Chain 0 (MHz)	99% Bandwidth Chain 1 (MHz)
L Straddle	6885	37.901	38.017
Mid	6965	37.930	37.957
High	7085	38.042	37.889

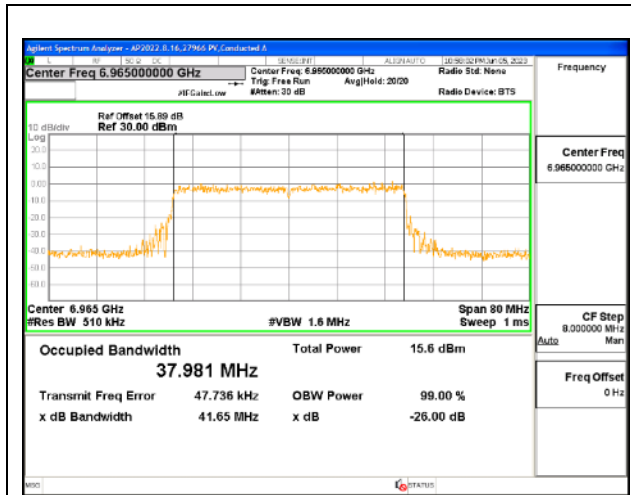
MID CHANNEL



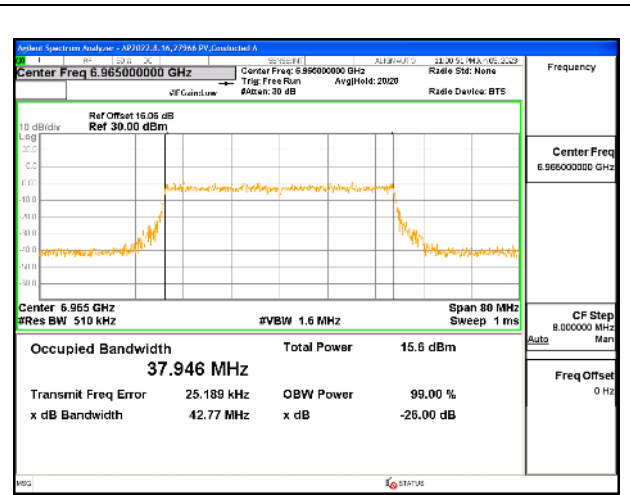
4TX Antenna 5 + Antenna 8 + Antenna 3+ Antenna 10 CDD OFDMA MODE: 484-Tones, RU Index 65

Channel	Frequency (MHz)	99% Bandwidth Chain 0 (MHz)	99% Bandwidth Chain 1 (MHz)	99% Bandwidth Chain 2 (MHz)	99% Bandwidth Chain 3 (MHz)
L Straddle	6885	38.066	37.99	38.008	38.056
Mid	6965	37.981	37.946	37.920	38.162
High	7085	37.910	38.017	38.039	37.986

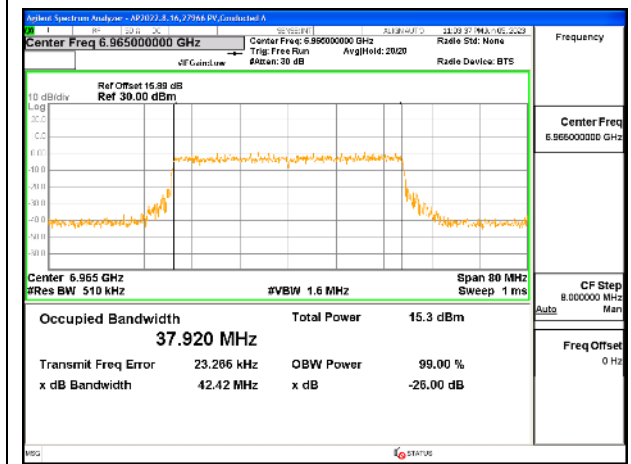
MID CHANNEL



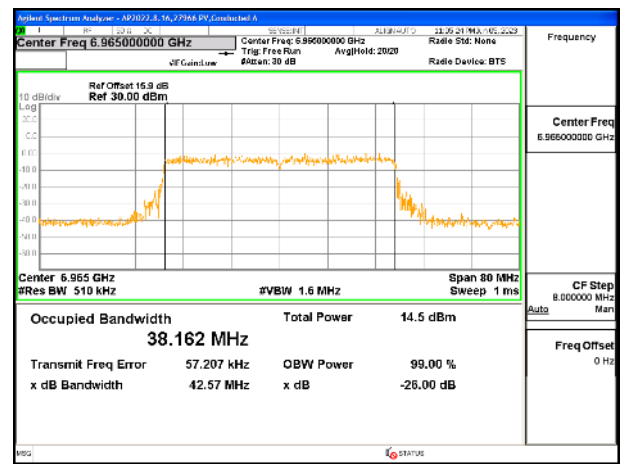
MID CHANNEL Antenna 5



MID CHANNEL Antenna 8



MID CHANNEL Antenna 3

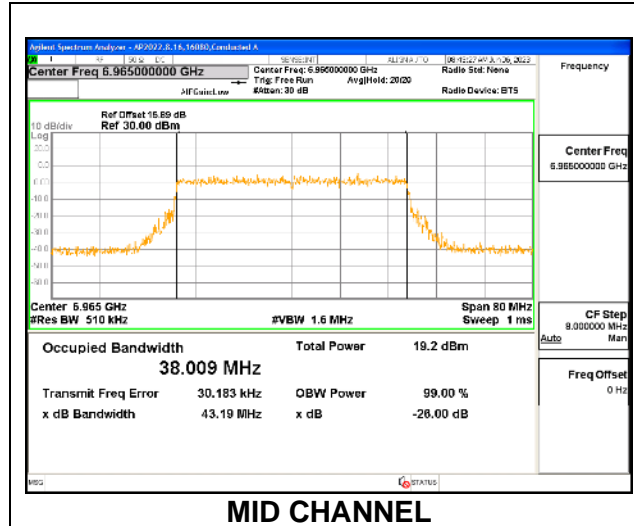


MID CHANNEL Antenna 10

9.3.31. 802.11be EHT40 MODE IN THE UNII-8 BAND

1TX Antenna 5 OFDMA MODE: 484-Tones, RU Index 65

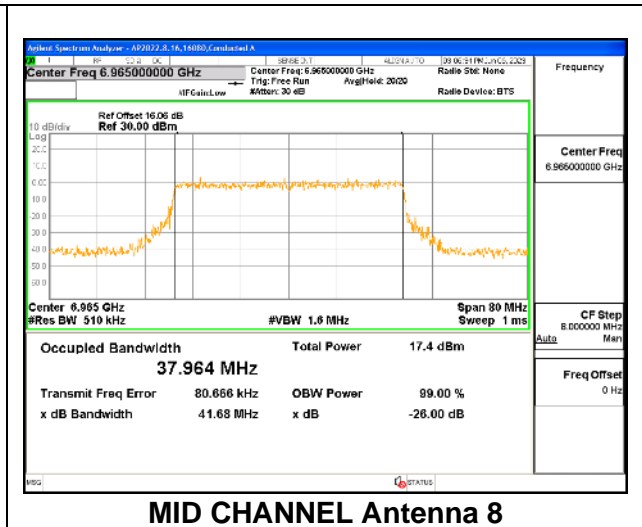
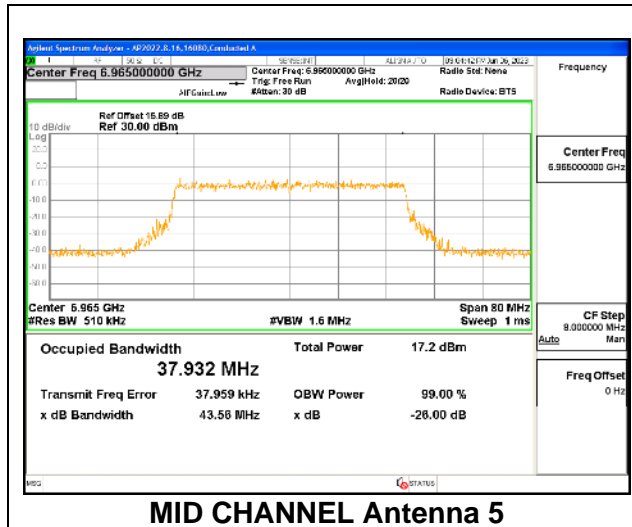
Channel	Frequency (MHz)	99% Bandwidth (MHz)
L Straddle	6885	37.962
Mid	6965	38.009
High	7085	37.953



2TX Antenna 5 + Antenna 8 CDD OFDMA MODE: 484-Tones, RU Index 65

Channel	Frequency (MHz)	99% Bandwidth Chain 0 (MHz)	99% Bandwidth Chain 1 (MHz)
L Straddle	6885	37.992	37.974
Mid	6965	37.932	37.964
High	7085	38.008	37.941

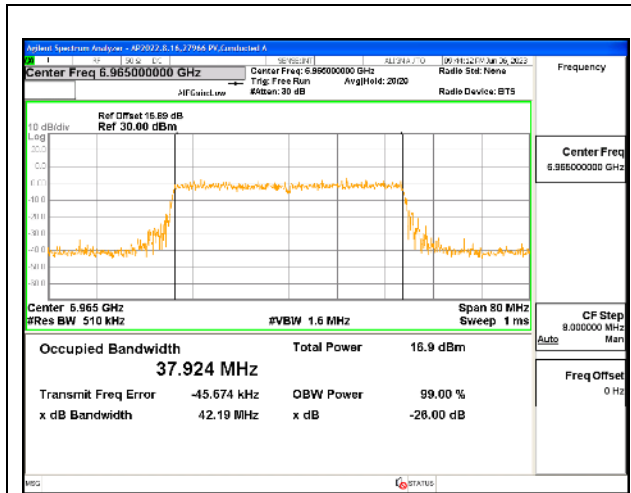
MID CHANNEL



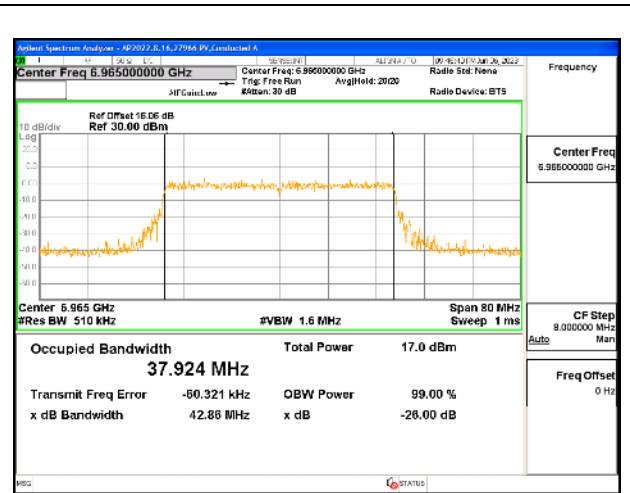
4TX Antenna 5 + Antenna 8 + Antenna 3+ Antenna 10 CDD OFDMA MODE: 484-Tones, RU Index 65

Channel	Frequency (MHz)	99% Bandwidth Chain 0 (MHz)	99% Bandwidth Chain 1 (MHz)	99% Bandwidth Chain 2 (MHz)	99% Bandwidth Chain 3 (MHz)
L Straddle	6885	37.871	37.954	37.926	37.967
Mid	6965	37.924	37.924	37.964	37.937
High	7085	37.931	37.963	37.983	38.007

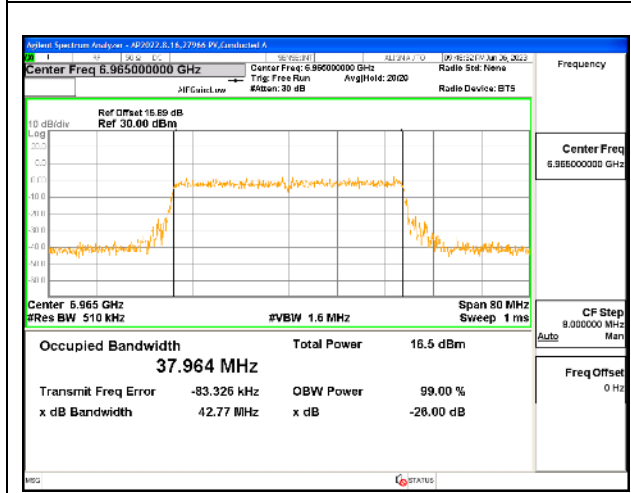
MID CHANNEL



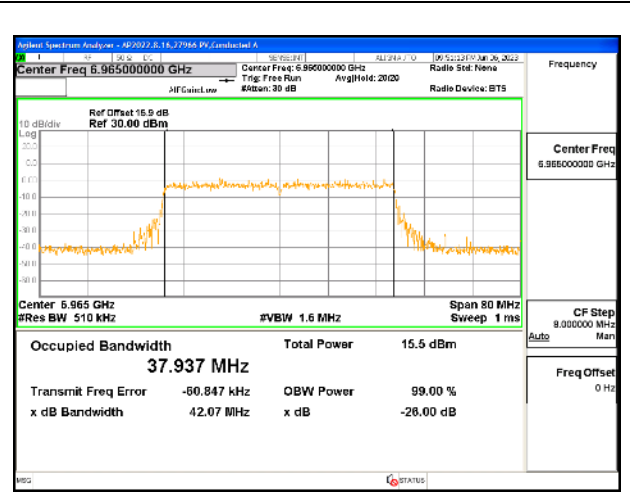
MID CHANNEL Antenna 5



MID CHANNEL Antenna 8



MID CHANNEL Antenna 3

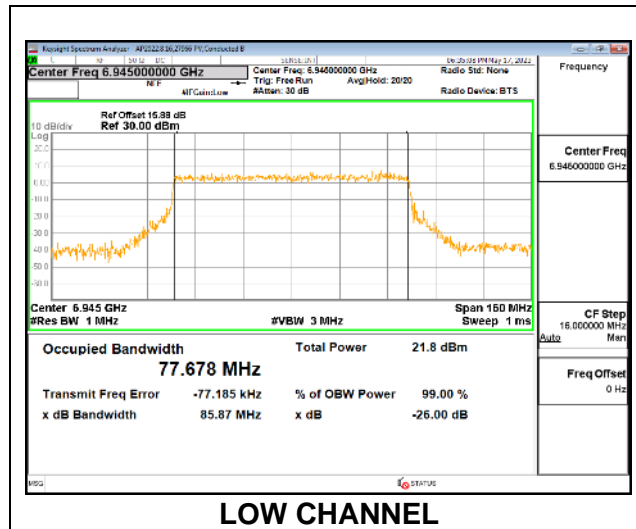


MID CHANNEL Antenna 10

9.3.32. 802.11ax HE80 MODE IN THE UNII-8 BAND

1TX Antenna 5 OFDMA MODE: 996-Tones, RU Index 67

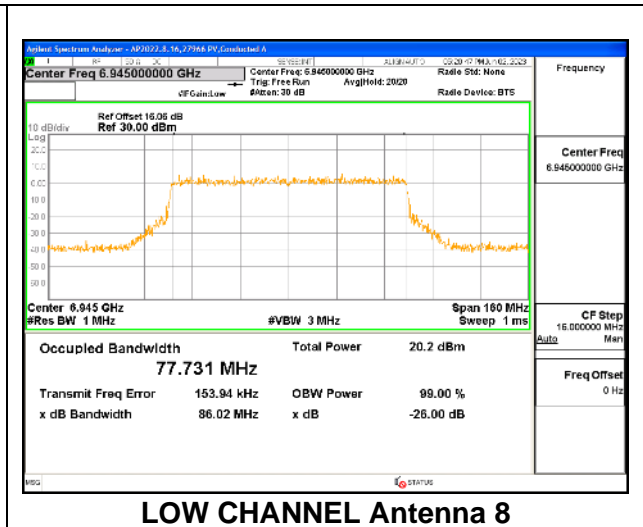
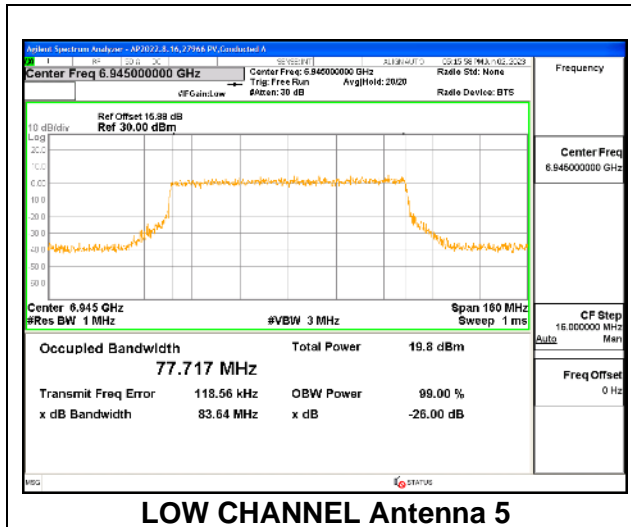
Channel	Frequency (MHz)	99% Bandwidth (MHz)
Low	6945	77.678
High	7025	77.855



2TX Antenna 5 + Antenna 8 CDD OFDMA MODE: 996-Tones, RU Index 67

Channel	Frequency (MHz)	99% Bandwidth Chain 0 (MHz)	99% Bandwidth Chain 1 (MHz)
Low	6945	77.717	77.731
High	7025	77.719	77.618

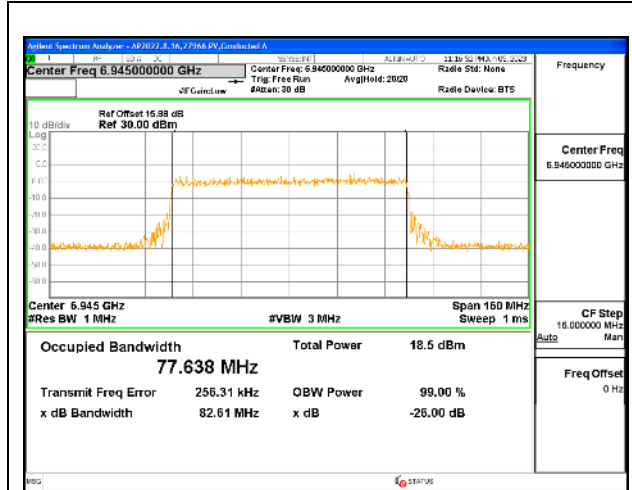
LOW CHANNEL



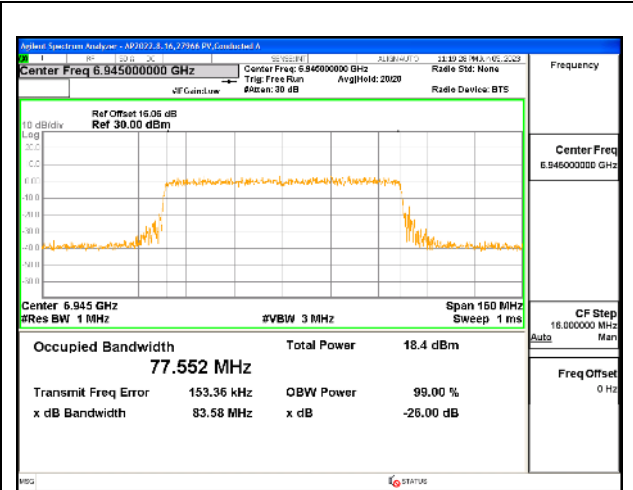
4TX Antenna 5 + Antenna 8 + Antenna 3+ Antenna 10 CDD OFDMA MODE: 996-Tones, RU Index 67

Channel	Frequency (MHz)	99% Bandwidth Chain 0 (MHz)	99% Bandwidth Chain 1 (MHz)	99% Bandwidth Chain 2 (MHz)	99% Bandwidth Chain 3 (MHz)
Low	6945	77.638	77.552	77.663	77.643
High	7025	77.699	77.722	77.653	77.732

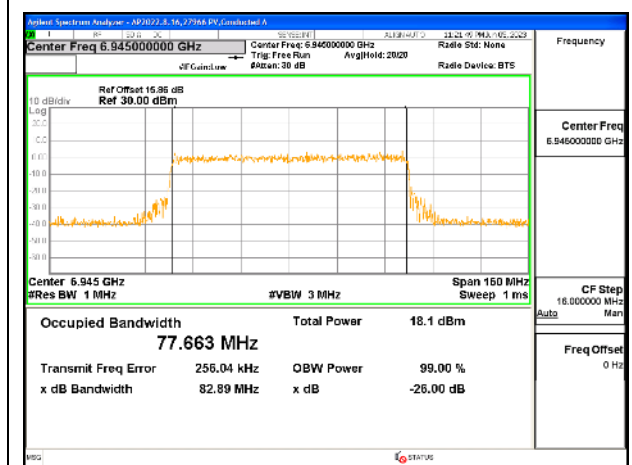
LOW CHANNEL



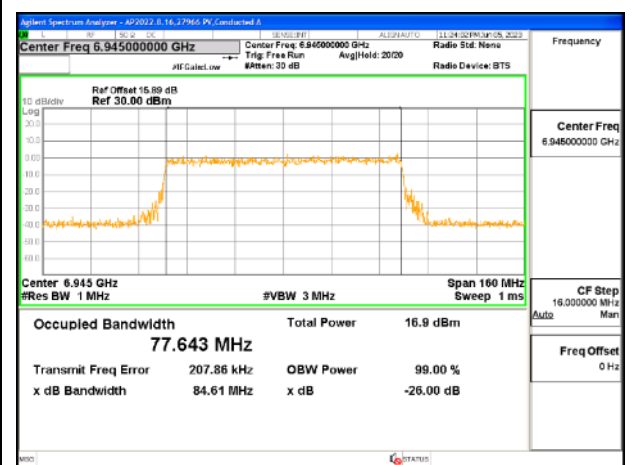
LOW CHANNEL Antenna 5



LOW CHANNEL Antenna 8



LOW CHANNEL Antenna 3

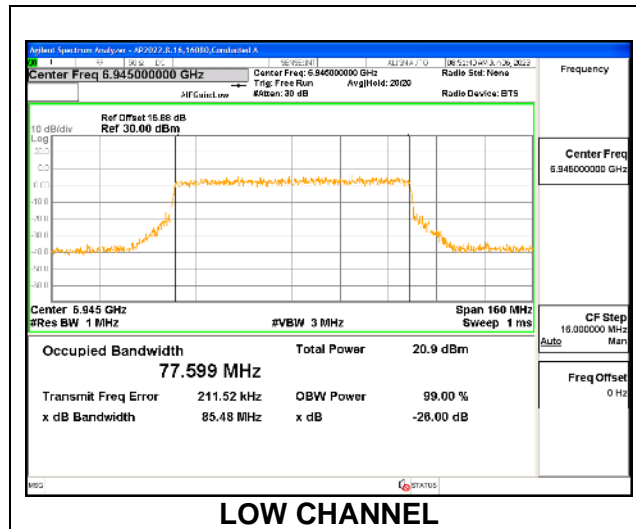


LOW CHANNEL Antenna 10

9.3.33. 802.11be EHT80 MODE IN THE UNII-8 BAND

1TX Antenna 5 OFDMA MODE: 996-Tones, RU Index 67

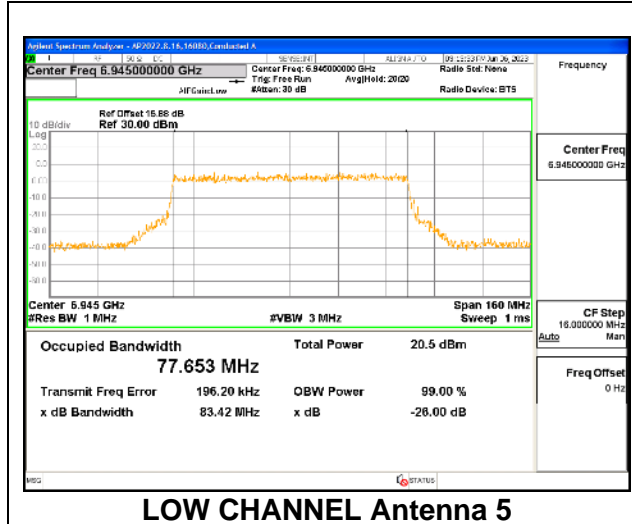
Channel	Frequency (MHz)	99% Bandwidth (MHz)
Low	6945	77.599
High	7025	77.824



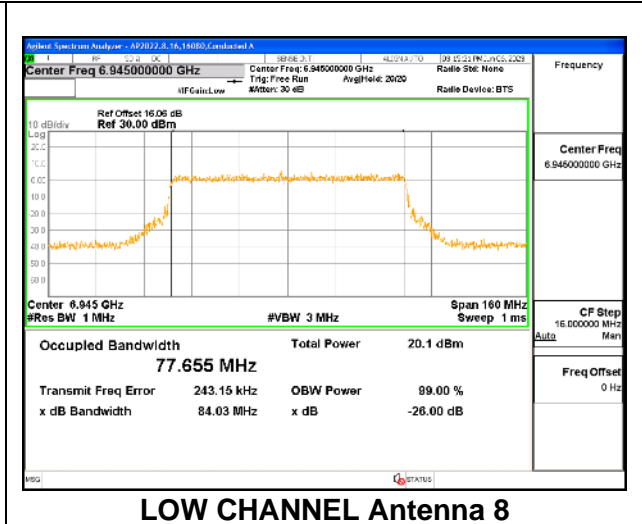
2TX Antenna 5 + Antenna 8 CDD OFDMA MODE: 996-Tones, RU Index 67

Channel	Frequency (MHz)	99% Bandwidth Chain 0 (MHz)	99% Bandwidth Chain 1 (MHz)
Low	6945	77.653	77.655
High	7025	77.694	77.791

LOW CHANNEL



LOW CHANNEL Antenna 5

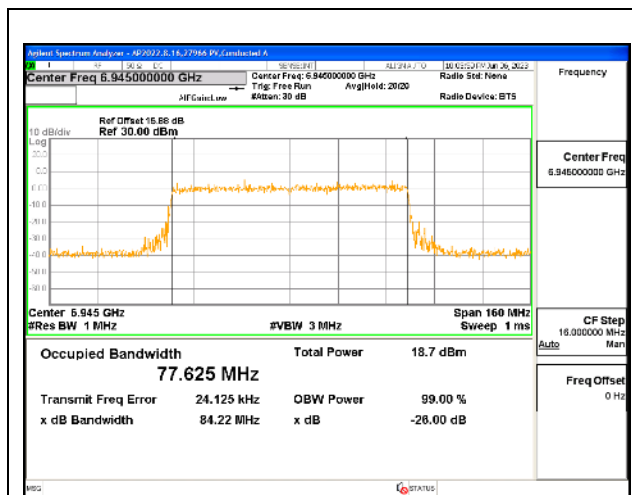


LOW CHANNEL Antenna 8

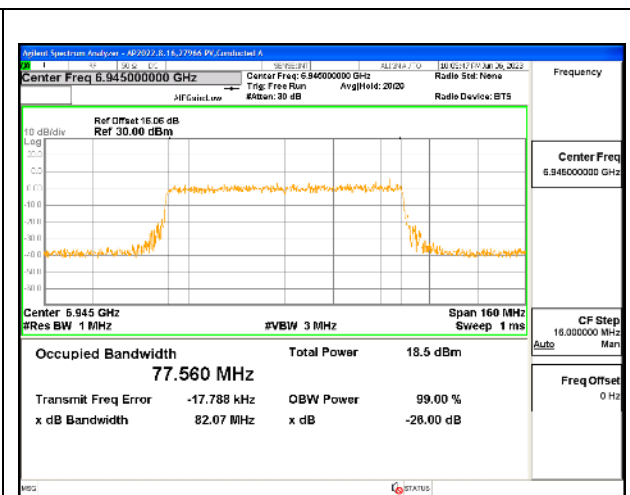
4TX Antenna 5 + Antenna 8 + Antenna 3+ Antenna 10 CDD OFDMA MODE: 996-Tones, RU Index 67

Channel	Frequency (MHz)	99% Bandwidth Chain 0 (MHz)	99% Bandwidth Chain 1 (MHz)	99% Bandwidth Chain 2 (MHz)	99% Bandwidth Chain 3 (MHz)
Low	6945	77.625	77.560	77.592	77.672
High	7025	77.546	77.589	77.644	77.800

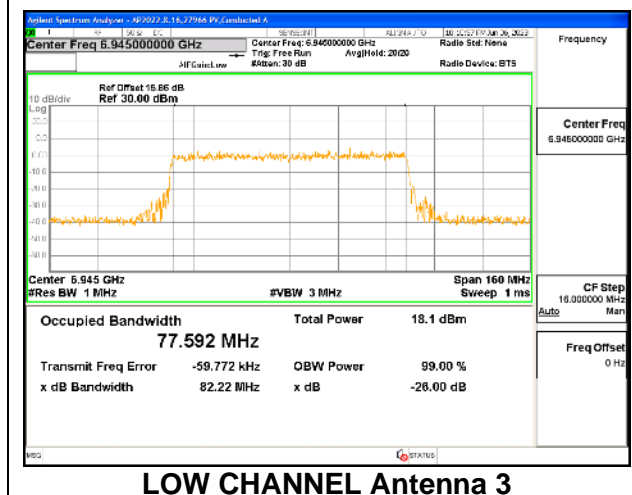
LOW CHANNEL



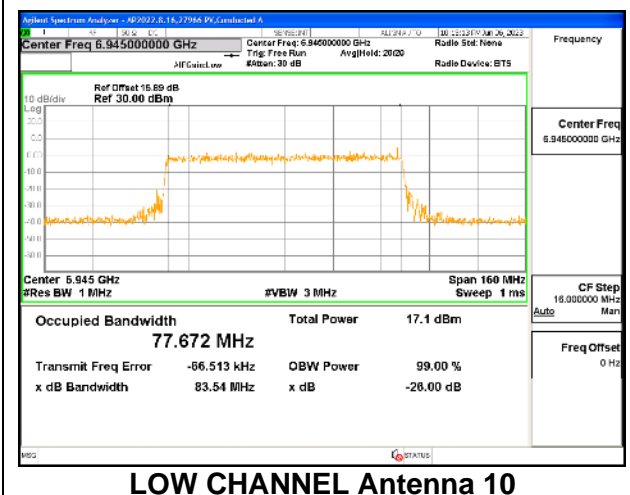
LOW CHANNEL Antenna 5



LOW CHANNEL Antenna 8



LOW CHANNEL Antenna 3

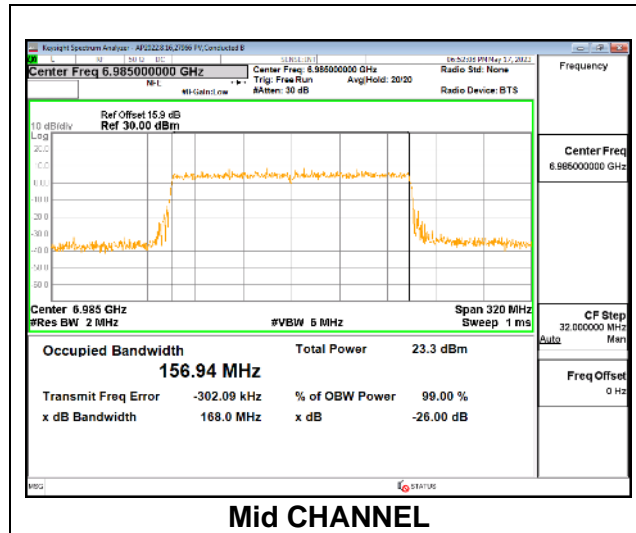


LOW CHANNEL Antenna 10

9.3.34. 802.11ax HE160 MODE IN THE UNII-8 BAND

1TX Antenna 5 OFDMA MODE: 2x 996-Tones, Index S68

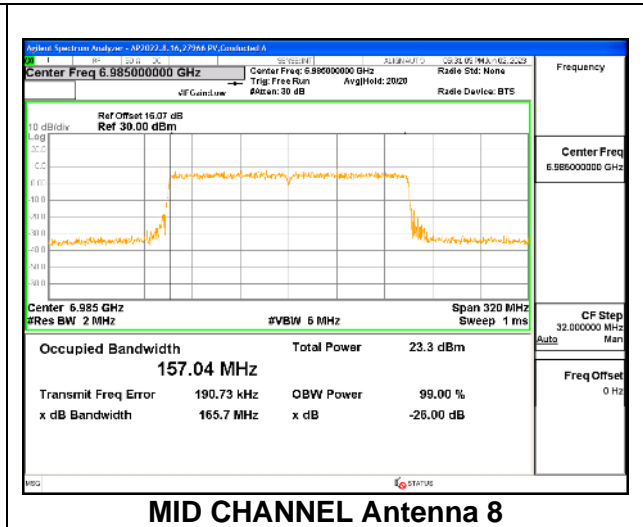
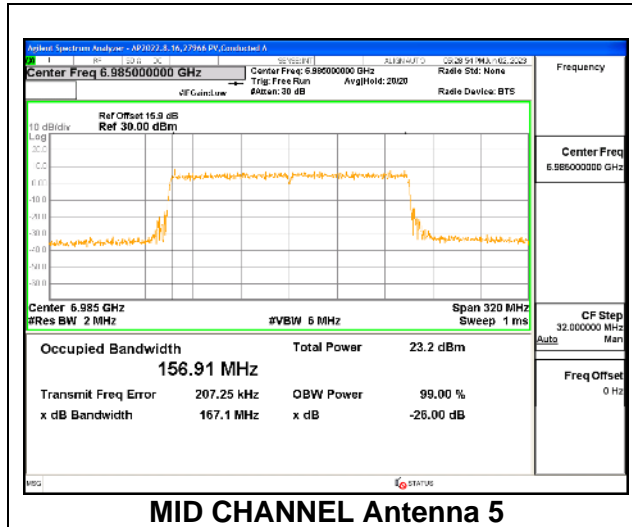
Channel	Frequency (MHz)	99% Bandwidth (MHz)
Mid	6985	156.94



2TX Antenna 5 + Antenna 8 CDD OFDMA MODE: 2x 996-Tones, Index S68

Channel	Frequency (MHz)	99% Bandwidth Chain 0 (MHz)	99% Bandwidth Chain 1 (MHz)
Mid	6985	156.91	157.04

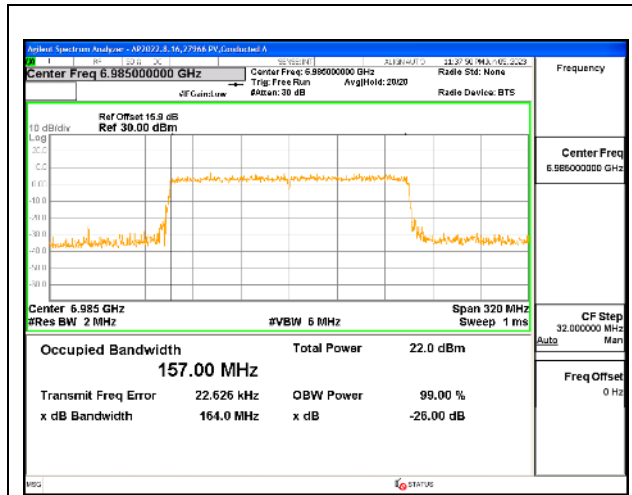
MID CHANNEL



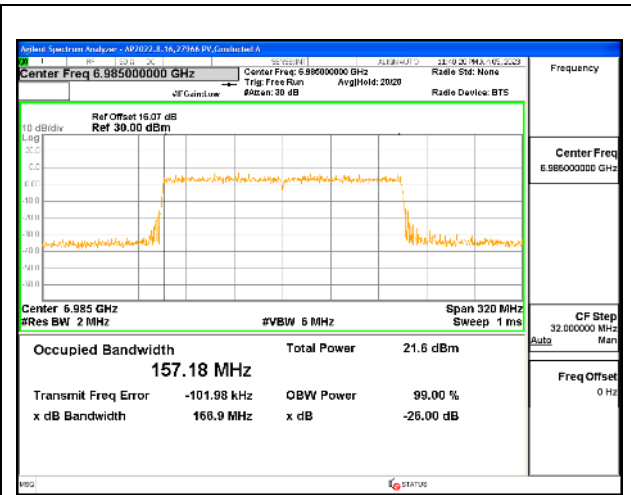
4TX Antenna 5 + Antenna 8 + Antenna 3+ Antenna 10 CDD OFDMA MODE: 2x 996-Tones, Index S68

Channel	Frequency (MHz)	99% Bandwidth Chain 0 (MHz)	99% Bandwidth Chain 1 (MHz)	99% Bandwidth Chain 2 (MHz)	99% Bandwidth Chain 3 (MHz)
Mid	6985	157.00	157.18	156.91	157.14

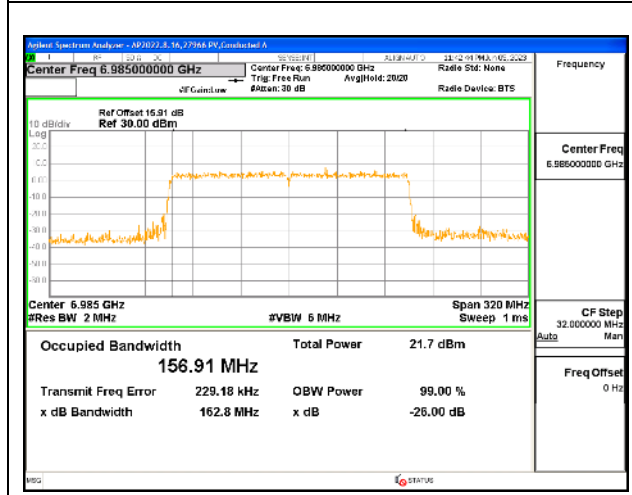
MID CHANNEL



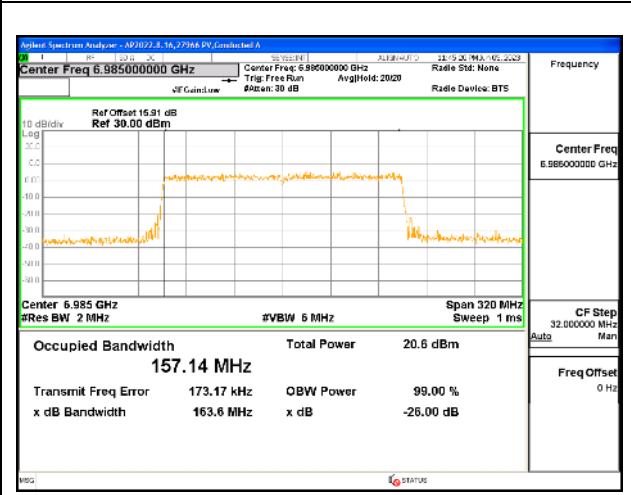
MID CHANNEL Antenna 5



MID CHANNEL Antenna 8



MID CHANNEL Antenna 3

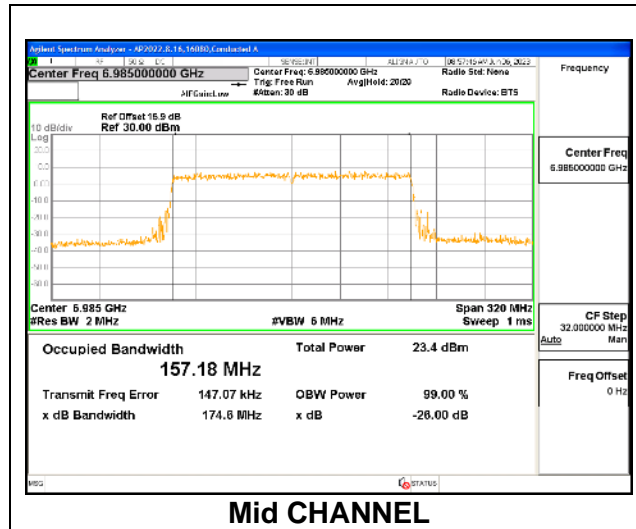


MID CHANNEL Antenna 10

9.3.35. 802.11be EHT160 MODE IN THE UNII-8 BAND

1TX Antenna 5 OFDMA MODE: 2x 996-Tones, Index S68

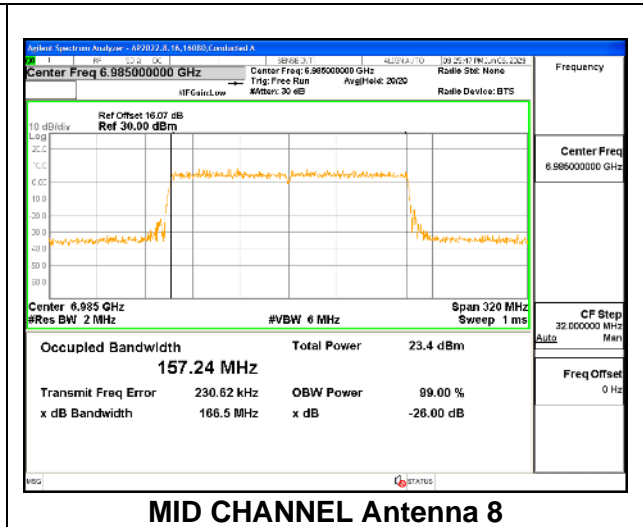
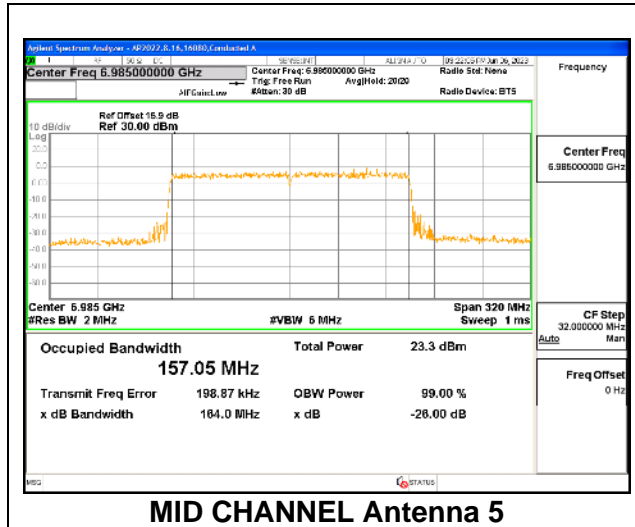
Channel	Frequency (MHz)	99% Bandwidth (MHz)
Mid	6985	157.18



2TX Antenna 5 + Antenna 8 CDD OFDMA MODE: 2x 996-Tones, Index S68

Channel	Frequency (MHz)	99% Bandwidth Chain 0 (MHz)	99% Bandwidth Chain 1 (MHz)
Mid	6985	157.05	157.24

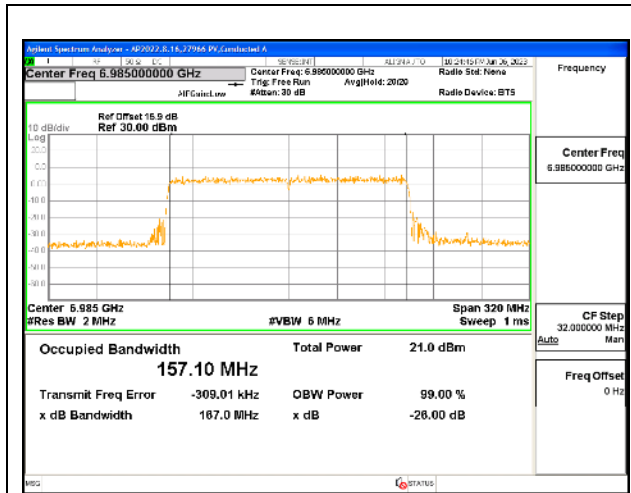
MID CHANNEL



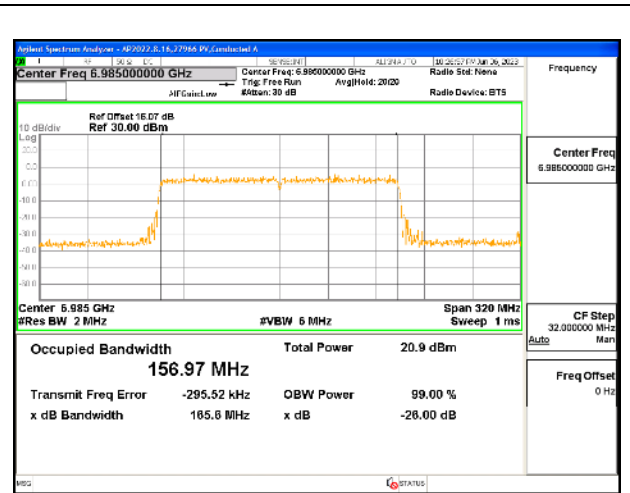
4TX Antenna 5 + Antenna 8 + Antenna 3+ Antenna 10 CDD OFDMA MODE: 2x 996-Tones, Index S68

Channel	Frequency (MHz)	99% Bandwidth Chain 0 (MHz)	99% Bandwidth Chain 1 (MHz)	99% Bandwidth Chain 2 (MHz)	99% Bandwidth Chain 3 (MHz)
Mid	6985	157.10	156.97	157.02	157.21

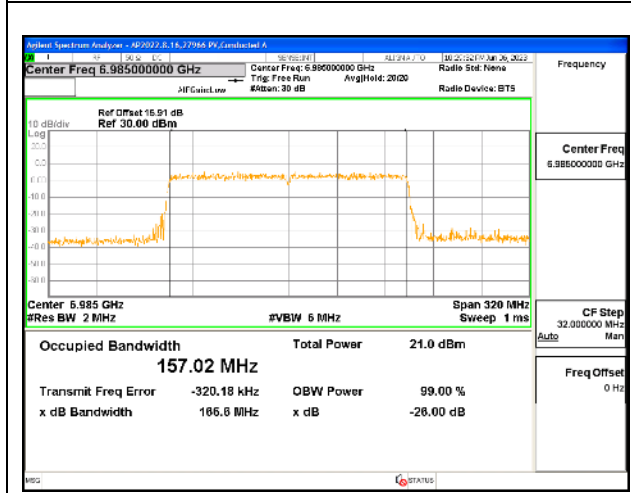
MID CHANNEL



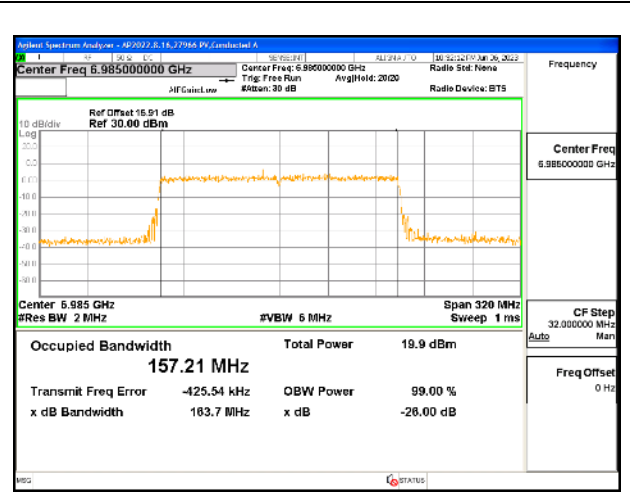
MID CHANNEL Antenna 5



MID CHANNEL Antenna 8



MID CHANNEL Antenna 3



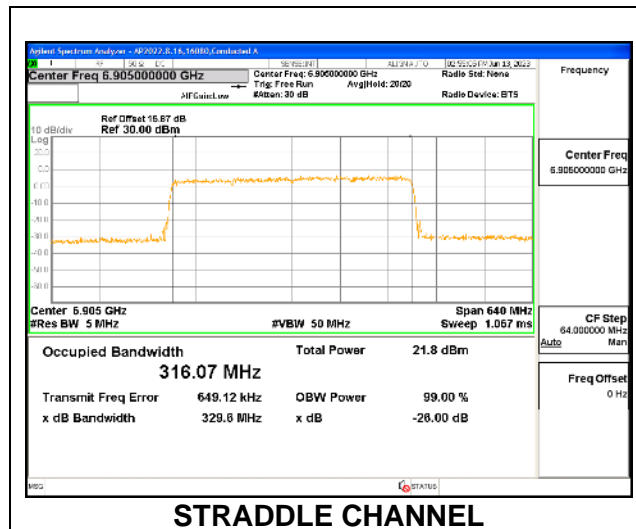
MID CHANNEL Antenna 10

9.3.36. 802.11be EHT320 MODE IN THE UNII-8 BAND

1TX Antenna 5 OFDMA MODE: 4x 996-Tones, Index S69

Channel	Frequency (MHz)	99% Bandwidth (MHz)
Straddle	6905	316.07

STRADDLE CHANNEL

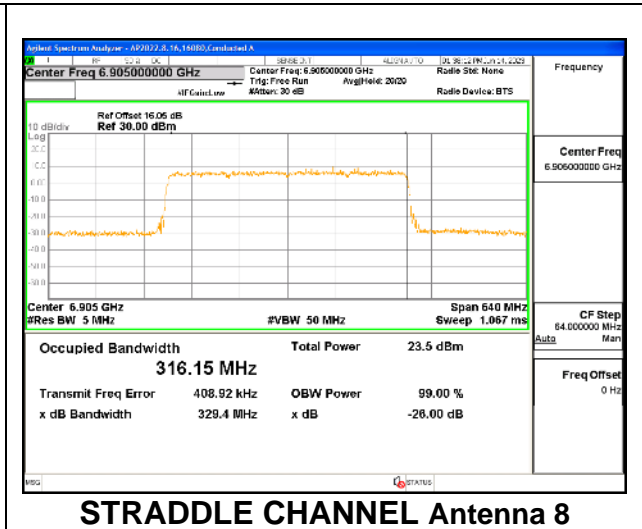
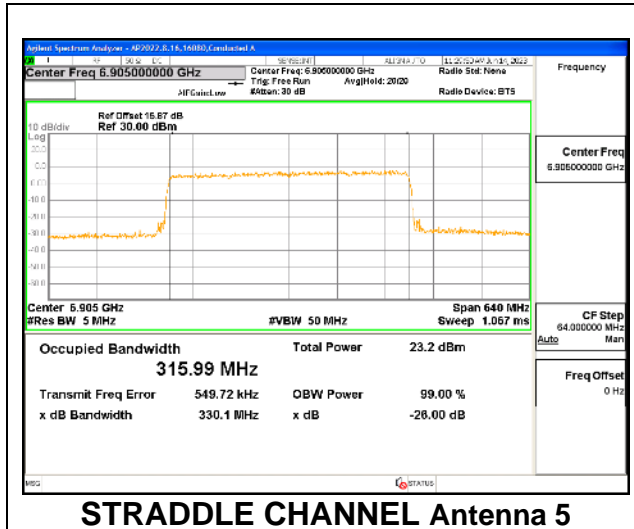


STRADDLE CHANNEL

2TX Antenna 5 + Antenna 8 CDD OFDMA MODE: 4x 996-Tones, Index S69

Channel	Frequency (MHz)	99% Bandwidth Chain 0 (MHz)	99% Bandwidth Chain 1 (MHz)
Straddle	6905	315.99	316.15

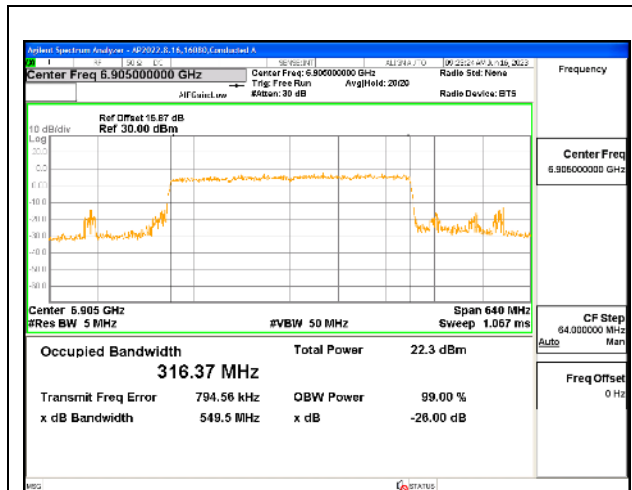
STRADDLE CHANNEL



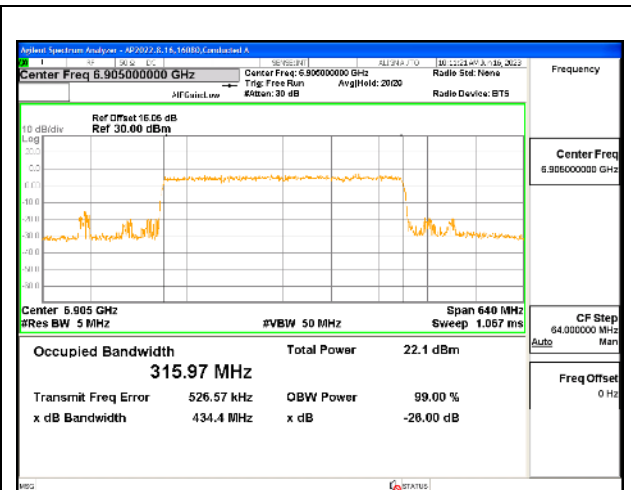
4TX Antenna 5 + Antenna 8 + Antenna 3+ Antenna 10 CDD OFDMA MODE: 4x 996-Tones, Index S69

Channel	Frequency (MHz)	99% Bandwidth Chain 0 (MHz)	99% Bandwidth Chain 1 (MHz)	99% Bandwidth Chain 2 (MHz)	99% Bandwidth Chain 3 (MHz)
Straddle	6905	316.37	315.97	316.55	316.92

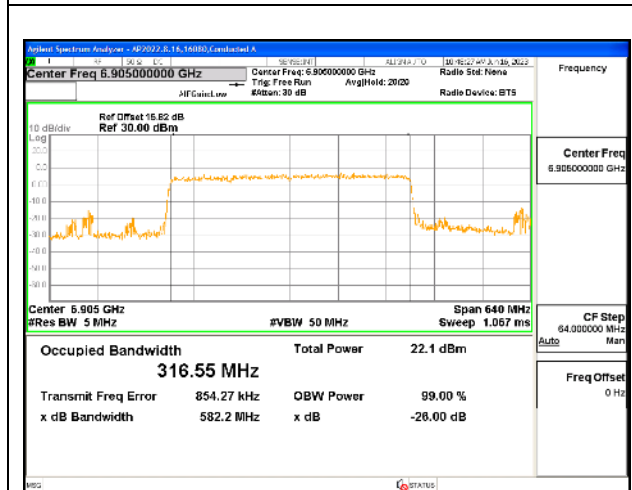
STRADDLE CHANNEL



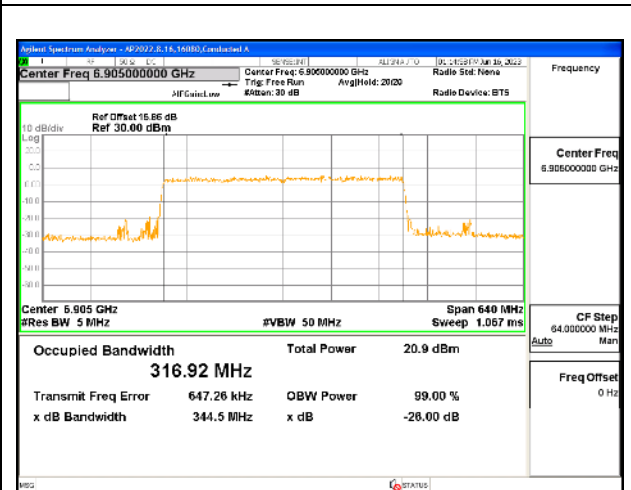
STRADDLE CHANNEL Antenna 5



STRADDLE CHANNEL Antenna 8



STRADDLE CHANNEL Antenna 3



STRADDLE CHANNEL Antenna 10

9.4. OUTPUT POWER AND PSD

LIMITS

FCC §15.407

Band 5.925-7.125 GHz

(5) For an indoor access point operating in the 5.925-7.125 GHz band, the maximum power spectral density must not exceed 5 dBm e.i.r.p. in any 1-megahertz band. In addition, the maximum e.i.r.p. over the frequency band of operation must not exceed 30 dBm.

(9) Access points operating under the provisions of paragraphs (a)(5) of this section must employ a permanently attached integrated antenna.

RSS-248

4.5.2 Power limits for low-power indoor access-points and indoor subordinate devices

The following limits shall apply to low-power indoor access-points and indoor subordinate devices:

- a. the maximum e.i.r.p. spectral density shall not exceed 5 dBm/MHz and
- b. the maximum e.i.r.p. over the 5925-7125 MHz frequency band shall not exceed 30 dBm

TEST PROCEDURE

The measurement method used for output power is KDB 789033 D02 v02r01, Section E.3.b (Method PM-G) and for straddles channels KDB 789033 D02 v02r01, Section E.2.b (Method SA-1) was used.

The measurement method used for power spectral density is KDB 789033 D02 v02r01, Section II F

The power output and power density were measured by radiated method in lieu of conducted measurements. Turn table, antenna and polarization were maximized for this method.

Effective Isotropic Radiated Power Calculated as follows:

Measured Transmitter Power (dBm) + Free Space Path Loss at 3 Meter (dB) + Measurement Antenna Gain (dBi) + Preamp Gain (dB) + Duty Cycle Correction Factor (dB) = EIRP (dBm)

Sample Calculation 802.11ax HE20 Mode in UNII-5G band, 1Tx Antenna 5= -23.91 dBm + 57.49 dB – 10.74dBi – 6.19 dB + 0 dB = 16.65 dBm

Note: Same calculation is used for both total channel power and power spectral density measurements. The only difference is the measurement bandwidths.

RESULTS

9.4.1. 802.11ax HE20 MODE IN THE UNII-5 BAND

1TX Antenna 5 OFDMA MODE: 242-Tones, RU Index 61

Test Engineer:	CW 20756
Test Date:	2023-04-26

(NOTE: POWER and PSD were tested by radiated method)

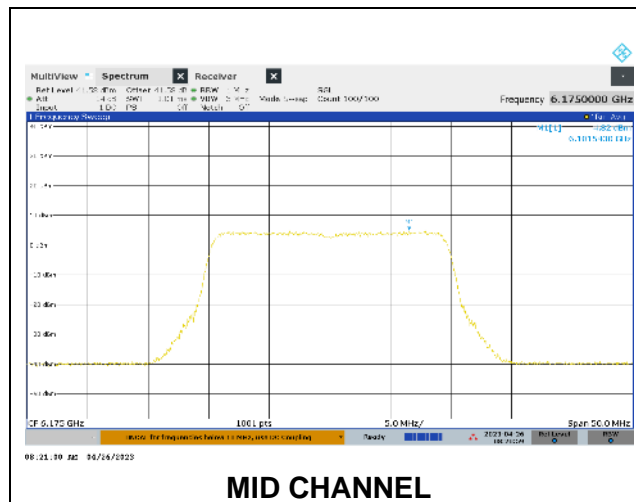
Duty Cycle CF (dB)	0.00	Included in Calculations of Corr'd PSD
--------------------	------	--

Output Power Results

Channel	Frequency (MHz)	Meas EIRP Power (dBm)	Total Corr'd EIRP (dBm)	Power Limit EIRP (dBm)	Power Margin (dB)
Low	5955	16.65	16.65	30.00	-13.35
Mid	6175	17.21	17.21	30.00	-12.79
High	6415	17.03	17.03	30.00	-12.97

PSD Results

Channel	Frequency (MHz)	Meas EIRP PSD (dBm)	Total Corr'd PSD (dBm)	PSD Limit EIRP (dBm)	PSD Margin (dB)
Low	5955	4.78	4.78	5.00	-0.22
Mid	6175	4.82	4.82	5.00	-0.18
High	6415	4.58	4.58	5.00	-0.42



2TX Antenna 5 + Antenna 8 CDD OFDMA MODE: 242-Tones, RU Index 61

Test Engineer:	SI 23522
Test Date:	2023-04-20

(NOTE: **POWER** and **PSD** were tested by radiated method)

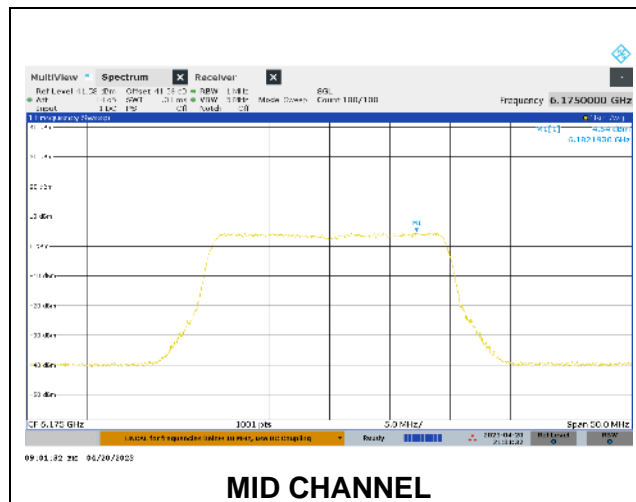
Duty Cycle CF (dB)	0.00	Included in Calculations of Corr'd PSD
---------------------------	------	---

Output Power Results

Channel	Frequency (MHz)	Meas EIRP Power (dBm)	Total Corr'd EIRP (dBm)	Power Limit EIRP (dBm)	Power Margin (dB)
Low	5955	16.12	16.12	30.00	-13.88
Mid	6175	17.16	17.16	30.00	-12.84
High	6415	16.57	16.57	30.00	-13.43

PSD Results

Channel	Frequency (MHz)	Meas EIRP PSD (dBm)	Total Corr'd PSD (dBm)	PSD Limit EIRP (dBm)	PSD Margin (dB)
Low	5955	4.16	4.16	5.00	-0.84
Mid	6175	4.54	4.54	5.00	-0.46
High	6415	4.43	4.43	5.00	-0.57



4TX Antenna 5 + Antenna 8 + Antenna 3 + Antenna 10 CDD OFDMA MODE: 242-Tones, RU Index 61

Test Engineer:	CW 20756
Test Date:	2023-04-19

(NOTE: **POWER** and **PSD** were tested by radiated method)

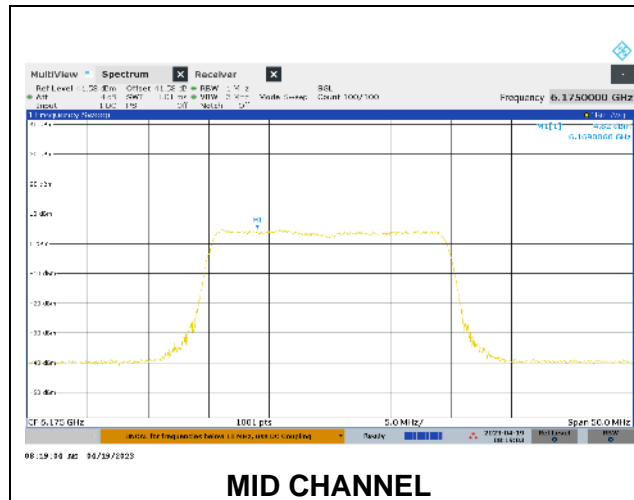
Duty Cycle CF (dB)	0.00	Included in Calculations of Corr'd PSD
---------------------------	------	---

Output Power Results

Channel	Frequency (MHz)	Meas EIRP Power (dBm)	Total Corr'd EIRP (dBm)	Power Limit EIRP (dBm)	Power Margin (dB)
Low	5955	17.93	17.93	30.00	-12.07
Mid	6175	17.70	17.70	30.00	-12.30
High	6415	18.13	18.13	30.00	-11.87

PSD Results

Channel	Frequency (MHz)	Meas EIRP PSD (dBm)	Total Corr'd PSD (dBm)	PSD Limit EIRP (dBm)	PSD Margin (dB)
Low	5955	4.70	4.70	5.00	-0.30
Mid	6175	4.82	4.82	5.00	-0.18
High	6415	4.89	4.89	5.00	-0.11



9.4.2. 802.11be EHT20 MODE IN THE UNII-5 BAND

1TX Antenna 5 OFDMA MODE: 242-Tones, RU Index 61

Test Engineer:	CW 20756
Test Date:	2023-04-27

(NOTE: POWER and PSD were tested by radiated method)

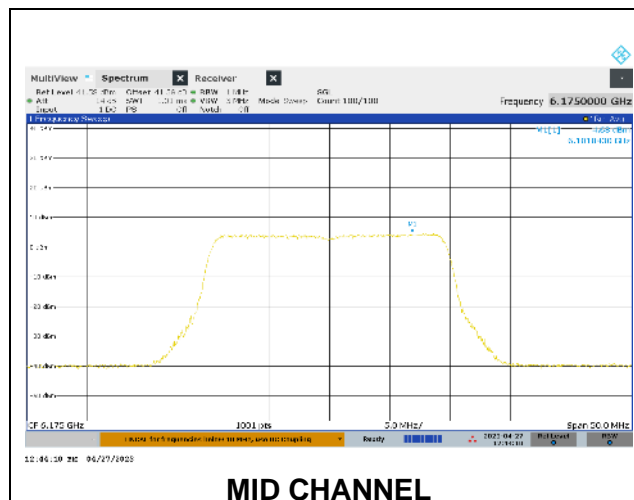
Duty Cycle CF (dB)	0.00	Included in Calculations of Corr'd PSD
--------------------	------	--

Output Power Results

Channel	Frequency (MHz)	Meas EIRP Power (dBm)	Total Corr'd EIRP (dBm)	Power Limit EIRP (dBm)	Power Margin (dB)
Low	5955	16.88	16.88	30.00	-13.12
Mid	6175	17.06	17.06	30.00	-12.94
High	6415	17.11	17.11	30.00	-12.89

PSD Results

Channel	Frequency (MHz)	Meas EIRP PSD (dBm)	Total Corr'd PSD (dBm)	PSD Limit EIRP (dBm)	PSD Margin (dB)
Low	5955	4.75	4.75	5.00	-0.25
Mid	6175	4.68	4.68	5.00	-0.32
High	6415	4.80	4.80	5.00	-0.20



2TX Antenna 5 + Antenna 8 CDD OFDMA MODE: 242-Tones, RU Index 61

Test Engineer:	SI 23522
Test Date:	2023-04-24

(NOTE: **POWER** and **PSD** were tested by radiated method)

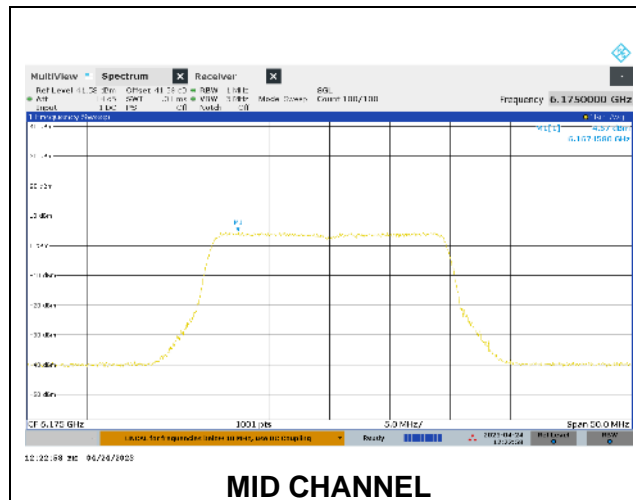
Duty Cycle CF (dB)	0.00	Included in Calculations of Corr'd PSD
---------------------------	------	---

Output Power Results

Channel	Frequency (MHz)	Meas EIRP Power (dBm)	Total Corr'd EIRP (dBm)	Power Limit EIRP (dBm)	Power Margin (dB)
Low	5955	17.66	17.66	30.00	-12.34
Mid	6175	17.08	17.08	30.00	-12.92
High	6415	17.02	17.02	30.00	-12.98

PSD Results

Channel	Frequency (MHz)	Meas EIRP PSD (dBm)	Total Corr'd PSD (dBm)	PSD Limit EIRP (dBm)	PSD Margin (dB)
Low	5955	4.78	4.78	5.00	-0.22
Mid	6175	4.57	4.57	5.00	-0.43
High	6415	4.66	4.66	5.00	-0.34



4TX Antenna 5 + Antenna 8 + Antenna 3 + Antenna 10 CDD OFDMA MODE: 242-Tones, RU Index 61

Test Engineer:	CW 20756
Test Date:	2023-04-24

(NOTE: **POWER** and **PSD** were tested by radiated method)

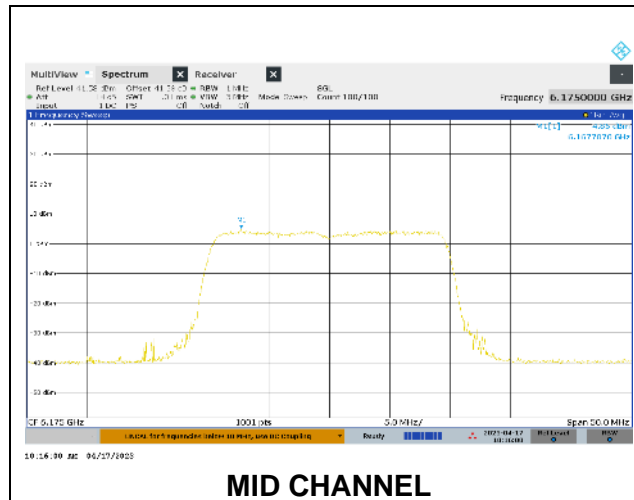
Duty Cycle CF (dB)	0.00	Included in Calculations of Corr'd PSD
---------------------------	------	---

Output Power Results

Channel	Frequency (MHz)	Meas EIRP Power (dBm)	Total Corr'd EIRP (dBm)	Power Limit EIRP (dBm)	Power Margin (dB)
Low	5955	17.38	17.38	30.00	-12.62
Mid	6175	17.37	17.37	30.00	-12.63
High	6415	17.28	17.28	30.00	-12.72

PSD Results

Channel	Frequency (MHz)	Meas EIRP PSD (dBm)	Total Corr'd PSD (dBm)	PSD Limit EIRP (dBm)	PSD Margin (dB)
Low	5955	4.87	4.87	5.00	-0.13
Mid	6175	4.85	4.85	5.00	-0.15
High	6415	4.80	4.80	5.00	-0.20



9.4.3. 802.11ax HE40 MODE IN THE UNII-5 BAND

1TX Antenna 5 OFDMA MODE: 484-Tones, RU Index 65

Test Engineer:	CW 20756
Test Date:	2023-04-26

(NOTE: POWER and PSD were tested by radiated method)

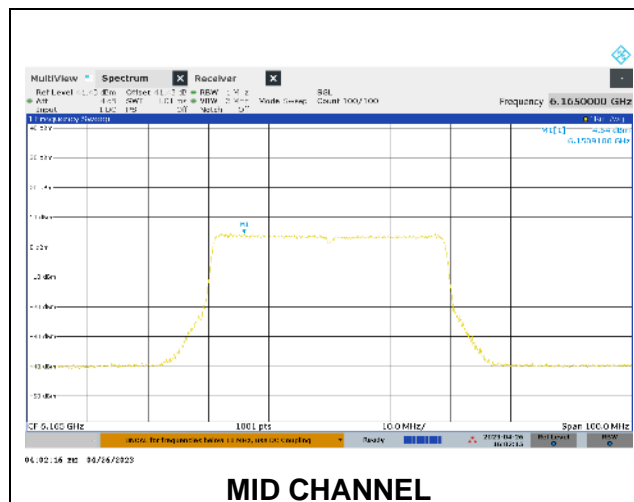
Duty Cycle CF (dB)	0.00	Included in Calculations of Corr'd PSD
--------------------	------	--

Output Power Results

Channel	Frequency (MHz)	Meas EIRP Power (dBm)	Total Corr'd EIRP (dBm)	Power Limit EIRP (dBm)	Power Margin (dB)
Low	5965	19.45	19.45	30.00	-10.55
Mid	6165	19.67	19.67	30.00	-10.33
High	6405	19.60	19.60	30.00	-10.40

PSD Results

Channel	Frequency (MHz)	Meas EIRP PSD (dBm)	Total Corr'd PSD (dBm)	PSD Limit EIRP (dBm)	PSD Margin (dB)
Low	5965	4.78	4.78	5.00	-0.22
Mid	6165	4.54	4.54	5.00	-0.46
High	6405	4.55	4.55	5.00	-0.45



2TX Antenna 5 + Antenna 8 CDD OFDMA MODE: 484-Tones, RU Index 65

Test Engineer:	CW 20756
Test Date:	2023-04-21

(NOTE: **POWER** and **PSD** were tested by radiated method)

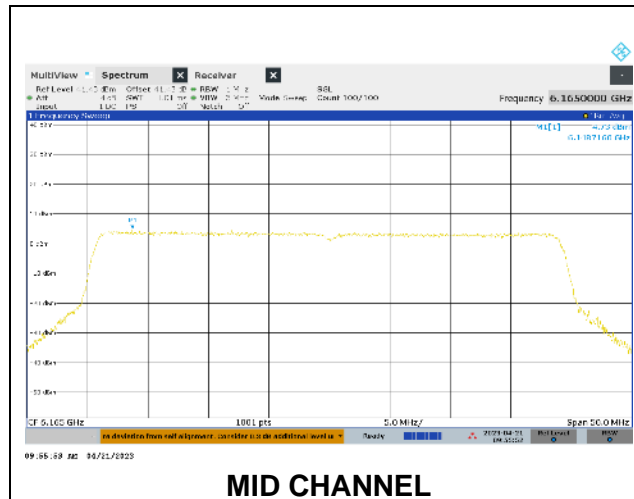
Duty Cycle CF (dB)	0.00	Included in Calculations of Corr'd PSD
---------------------------	------	---

Output Power Results

Channel	Frequency (MHz)	Meas EIRP Power (dBm)	Total Corr'd EIRP (dBm)	Power Limit EIRP (dBm)	Power Margin (dB)
Low	5965	19.98	19.98	30.00	-10.02
Mid	6165	19.44	19.44	30.00	-10.56
High	6405	19.90	19.90	30.00	-10.10

PSD Results

Channel	Frequency (MHz)	Meas EIRP PSD (dBm)	Total Corr'd PSD (dBm)	PSD Limit EIRP (dBm)	PSD Margin (dB)
Low	5965	4.81	4.81	5.00	-0.19
Mid	6165	4.73	4.73	5.00	-0.27
High	6405	4.58	4.58	5.00	-0.42



4TX Antenna 5 + Antenna 8 + Antenna 3 + Antenna 10 CDD OFDMA MODE: 484-Tones, RU Index 65

Test Engineer:	CW 20756
Test Date:	2023-04-19

(NOTE: **POWER** and **PSD** were tested by radiated method)

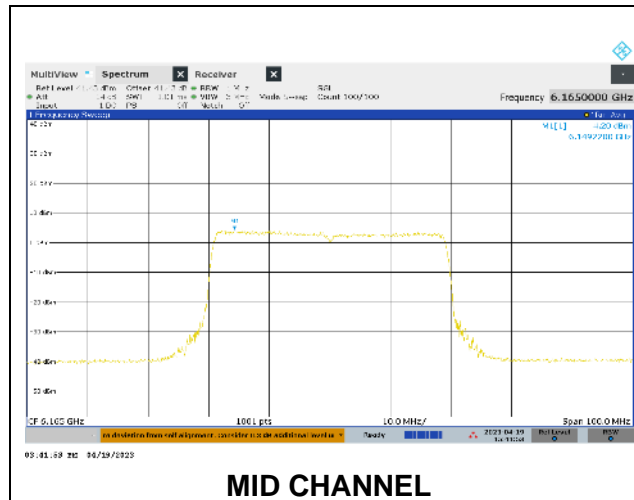
Duty Cycle CF (dB)	0.00	Included in Calculations of Corr'd PSD
---------------------------	------	---

Output Power Results

Channel	Frequency (MHz)	Meas EIRP Power (dBm)	Total Corr'd EIRP (dBm)	Power Limit EIRP (dBm)	Power Margin (dB)
Low	5965	20.00	20.00	30.00	-10.00
Mid	6165	19.01	19.01	30.00	-10.99
High	6405	19.33	19.33	30.00	-10.67

PSD Results

Channel	Frequency (MHz)	Meas EIRP PSD (dBm)	Total Corr'd PSD (dBm)	PSD Limit EIRP (dBm)	PSD Margin (dB)
Low	5965	4.95	4.95	5.00	-0.05
Mid	6165	4.20	4.20	5.00	-0.80
High	6405	4.67	4.67	5.00	-0.33



9.4.4. 802.11be EHT40 MODE IN THE UNII-5 BAND

1TX Antenna 5 OFDMA MODE: 484-Tones, RU Index 65

Test Engineer:	CW 20756
Test Date:	2023-04-26

(NOTE: POWER and PSD were tested by radiated method)

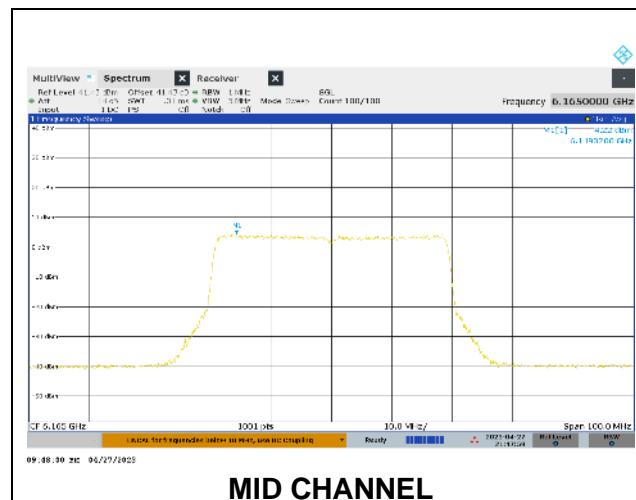
Duty Cycle CF (dB)	0.00	Included in Calculations of Corr'd PSD
--------------------	------	--

Output Power Results

Channel	Frequency (MHz)	Meas EIRP Power (dBm)	Total Corr'd EIRP (dBm)	Power Limit EIRP (dBm)	Power Margin (dB)
Low	5965	19.01	19.01	30.00	-10.99
Mid	6165	19.51	19.51	30.00	-10.49
High	6405	19.36	19.36	30.00	-10.64

PSD Results

Channel	Frequency (MHz)	Meas EIRP PSD (dBm)	Total Corr'd PSD (dBm)	PSD Limit EIRP (dBm)	PSD Margin (dB)
Low	5965	4.28	4.28	5.00	-0.72
Mid	6165	4.22	4.22	5.00	-0.78
High	6405	4.35	4.35	5.00	-0.65



2TX Antenna 5 + Antenna 8 CDD OFDMA MODE: 484-Tones, RU Index 65

Test Engineer:	CW 20756
Test Date:	2023-04-24

(NOTE: **POWER** and **PSD** were tested by radiated method)

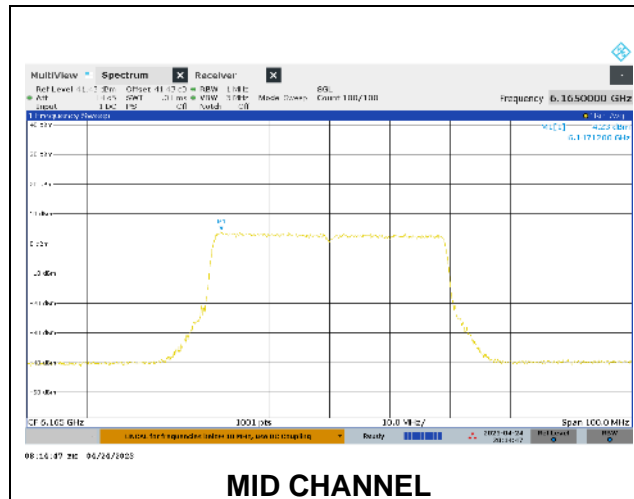
Duty Cycle CF (dB)	0.00	Included in Calculations of Corr'd PSD
---------------------------	------	---

Output Power Results

Channel	Frequency (MHz)	Meas EIRP Power (dBm)	Total Corr'd EIRP (dBm)	Power Limit EIRP (dBm)	Power Margin (dB)
Low	5965	19.08	19.08	30.00	-10.92
Mid	6165	19.13	19.13	30.00	-10.87
High	6405	19.58	19.58	30.00	-10.42

PSD Results

Channel	Frequency (MHz)	Meas EIRP PSD (dBm)	Total Corr'd PSD (dBm)	PSD Limit EIRP (dBm)	PSD Margin (dB)
Low	5965	4.33	4.33	5.00	-0.67
Mid	6165	4.23	4.23	5.00	-0.77
High	6405	4.56	4.56	5.00	-0.44



4TX Antenna 5 + Antenna 8 + Antenna 3 + Antenna 10 CDD OFDMA MODE: 484-Tones, RU Index 65

Test Engineer:	CW 20756
Test Date:	2023-04-17

(NOTE: POWER and PSD were tested by radiated method)

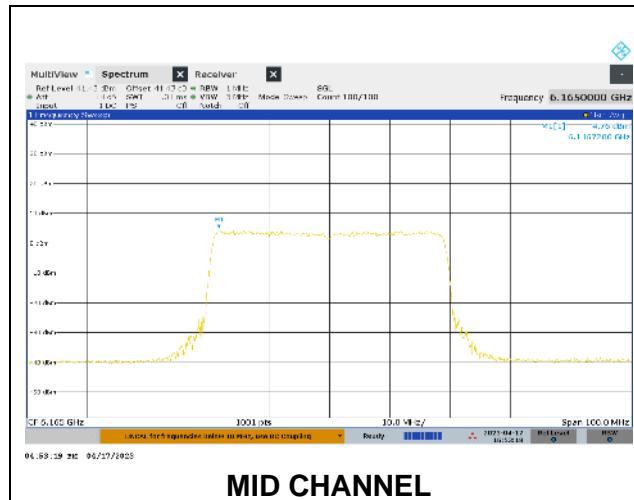
Duty Cycle CF (dB)	0.00	Included in Calculations of Corr'd PSD
---------------------------	------	---

Output Power Results

Channel	Frequency (MHz)	Meas EIRP Power (dBm)	Total Corr'd EIRP (dBm)	Power Limit EIRP (dBm)	Power Margin (dB)
Low	5965	19.70	19.70	30.00	-10.30
Mid	6165	19.74	19.74	30.00	-10.26
High	6405	19.07	19.07	30.00	-10.93

PSD Results

Channel	Frequency (MHz)	Meas EIRP PSD (dBm)	Total Corr'd PSD (dBm)	PSD Limit EIRP (dBm)	PSD Margin (dB)
Low	5965	4.55	4.55	5.00	-0.45
Mid	6165	4.76	4.76	5.00	-0.24
High	6405	4.05	4.05	5.00	-0.95



9.4.5. 802.11ax HE80 MODE IN THE UNII-5 BAND

1TX Antenna 5 OFDMA MODE: 996-Tones, RU Index 67

Test Engineer:	SI 23522
Test Date:	2023-04-26

(NOTE: POWER and PSD were tested by radiated method)

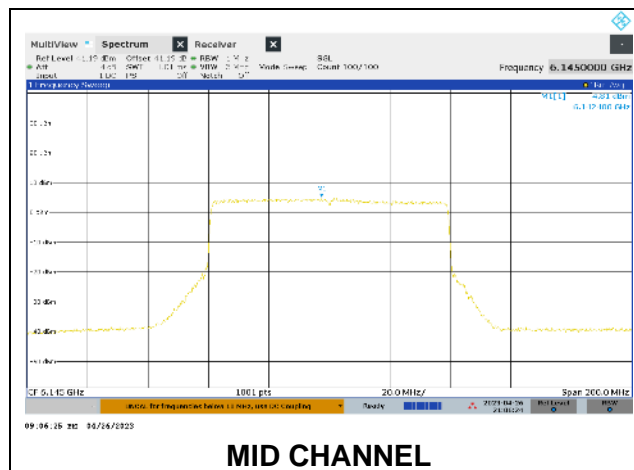
Duty Cycle CF (dB)	0.00	Included in Calculations of Corr'd PSD
--------------------	------	--

Output Power Results

Channel	Frequency (MHz)	Meas EIRP Power (dBm)	Total Corr'd EIRP (dBm)	Power Limit EIRP (dBm)	Power Margin (dB)
Low	5985	23.28	23.28	30.00	-6.72
Mid	6145	24.03	24.03	30.00	-5.97
High	6385	23.45	23.45	30.00	-6.55

PSD Results

Channel	Frequency (MHz)	Meas EIRP PSD (dBm)	Total Corr'd PSD (dBm)	PSD Limit EIRP (dBm)	PSD Margin (dB)
Low	5985	4.31	4.31	5.00	-0.69
Mid	6145	4.81	4.81	5.00	-0.19
High	6385	4.12	4.12	5.00	-0.88



2TX Antenna 5 + Antenna 8 CDD OFDMA MODE: 996-Tones, RU Index 67

Test Engineer:	SI 23522
Test Date:	2023-04-26

(NOTE: **POWER** and **PSD** were tested by radiated method)

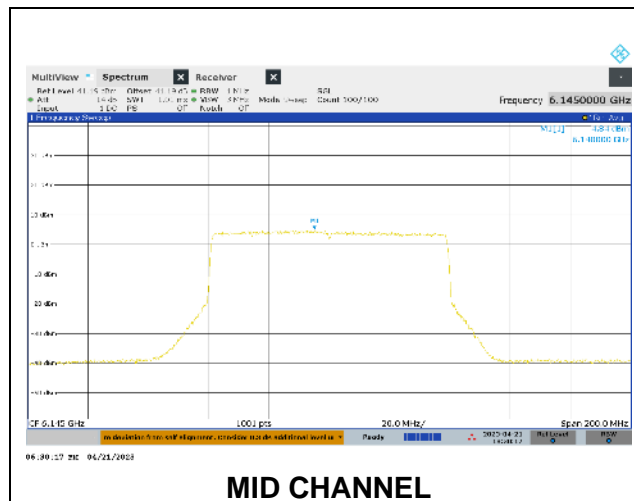
Duty Cycle CF (dB)	0.00	Included in Calculations of Corr'd PSD
---------------------------	------	---

Output Power Results

Channel	Frequency (MHz)	Meas EIRP Power (dBm)	Total Corr'd EIRP (dBm)	Power Limit EIRP (dBm)	Power Margin (dB)
Low	5985	22.96	22.96	30.00	-7.04
Mid	6145	23.42	23.42	30.00	-6.58
High	6385	23.03	23.03	30.00	-6.97

PSD Results

Channel	Frequency (MHz)	Meas EIRP PSD (dBm)	Total Corr'd PSD (dBm)	PSD Limit EIRP (dBm)	PSD Margin (dB)
Low	5985	4.51	4.51	5.00	-0.49
Mid	6145	4.84	4.84	5.00	-0.16
High	6385	4.43	4.43	5.00	-0.57



4TX Antenna 5 + Antenna 8 + Antenna 3 + Antenna 10 CDD OFDMA MODE: 996-Tones, RU Index 67

Test Engineer:	SI 23522
Test Date:	2023-04-19

(NOTE: POWER and PSD were tested by radiated method)

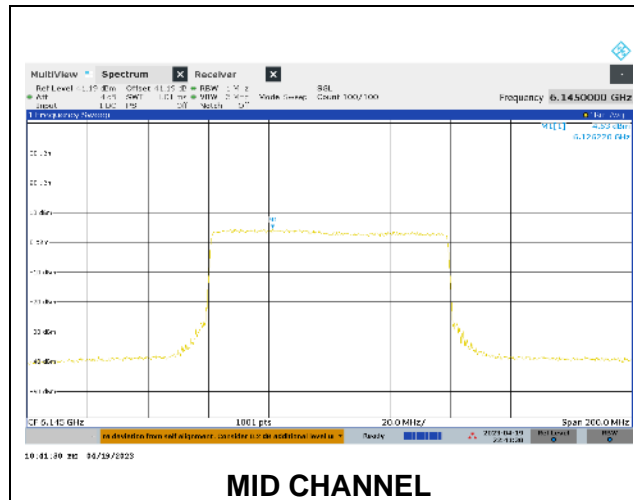
Duty Cycle CF (dB)	0.00	Included in Calculations of Corr'd PSD
--------------------	------	--

Output Power Results

Channel	Frequency (MHz)	Meas EIRP Power (dBm)	Total Corr'd EIRP (dBm)	Power Limit EIRP (dBm)	Power Margin (dB)
Low	5985	22.64	22.64	30.00	-7.36
Mid	6145	23.00	23.00	30.00	-7.00
High	6385	23.37	23.37	30.00	-6.63

PSD Results

Channel	Frequency (MHz)	Meas EIRP PSD (dBm)	Total Corr'd PSD (dBm)	PSD Limit EIRP (dBm)	PSD Margin (dB)
Low	5985	4.26	4.26	5.00	-0.74
Mid	6145	4.53	4.53	5.00	-0.47
High	6385	4.44	4.44	5.00	-0.56



9.4.6. 802.11be EHT80 MODE IN THE UNII-5 BAND

1TX Antenna 5 OFDMA MODE: 996-Tones, RU Index 67

Test Engineer:	SI 23522
Test Date:	2023-04-26

(NOTE: POWER and PSD were tested by radiated method)

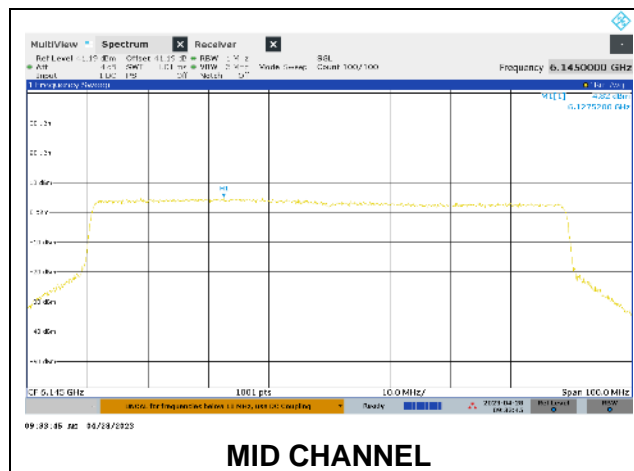
Duty Cycle CF (dB)	0.00	Included in Calculations of Corr'd PSD
--------------------	------	--

Output Power Results

Channel	Frequency (MHz)	Meas EIRP Power (dBm)	Total Corr'd EIRP (dBm)	Power Limit EIRP (dBm)	Power Margin (dB)
Low	5985	24.02	24.02	30.00	-5.98
Mid	6145	23.08	23.08	30.00	-6.92
High	6385	23.11	23.11	30.00	-6.89

PSD Results

Channel	Frequency (MHz)	Meas EIRP PSD (dBm)	Total Corr'd PSD (dBm)	PSD Limit EIRP (dBm)	PSD Margin (dB)
Low	5985	4.89	4.89	5.00	-0.11
Mid	6145	4.82	4.82	5.00	-0.18
High	6385	4.50	4.50	5.00	-0.50



2TX Antenna 5 + Antenna 8 CDD OFDMA MODE: 996-Tones, RU Index 67

Test Engineer:	SI 23522
Test Date:	2023-04-25

(NOTE: **POWER** and **PSD** were tested by radiated method)

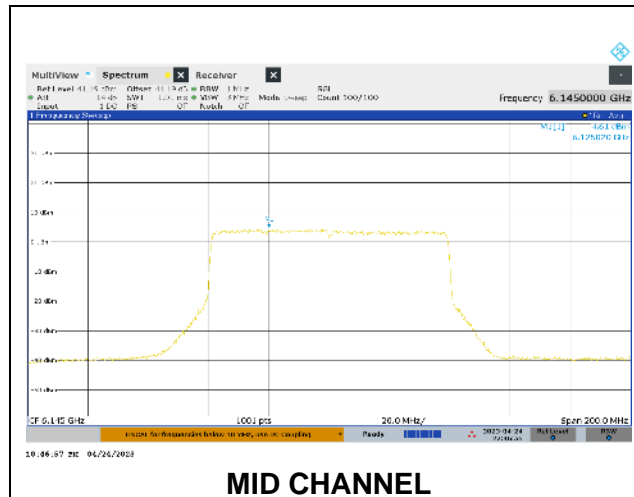
Duty Cycle CF (dB)	0.00	Included in Calculations of Corr'd PSD
---------------------------	------	---

Output Power Results

Channel	Frequency (MHz)	Meas EIRP Power (dBm)	Total Corr'd EIRP (dBm)	Power Limit EIRP (dBm)	Power Margin (dB)
Low	5985	23.16	23.16	30.00	-6.84
Mid	6145	23.65	23.65	30.00	-6.35
High	6385	23.55	23.55	30.00	-6.45

PSD Results

Channel	Frequency (MHz)	Meas EIRP PSD (dBm)	Total Corr'd PSD (dBm)	PSD Limit EIRP (dBm)	PSD Margin (dB)
Low	5985	4.14	4.14	5.00	-0.86
Mid	6145	4.61	4.61	5.00	-0.39
High	6385	4.64	4.64	5.00	-0.36



4TX Antenna 5 + Antenna 8 + Antenna 3 + Antenna 10 CDD OFDMA MODE: 996-Tones, RU Index 67

Test Engineer:	SI 23522
Test Date:	2023-04-28

(NOTE: **POWER** and **PSD** were tested by radiated method)

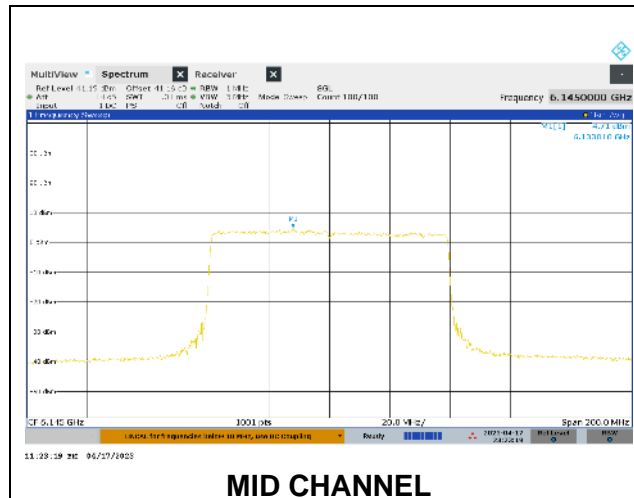
Duty Cycle CF (dB)	0.00	Included in Calculations of Corr'd PSD
---------------------------	------	---

Output Power Results

Channel	Frequency (MHz)	Meas EIRP Power (dBm)	Total Corr'd EIRP (dBm)	Power Limit EIRP (dBm)	Power Margin (dB)
Low	5985	22.88	22.88	30.00	-7.12
Mid	6145	22.86	22.86	30.00	-7.14
High	6385	22.79	22.79	30.00	-7.21

PSD Results

Channel	Frequency (MHz)	Meas EIRP PSD (dBm)	Total Corr'd PSD (dBm)	PSD Limit EIRP (dBm)	PSD Margin (dB)
Low	5985	4.30	4.30	5.00	-0.70
Mid	6145	4.71	4.71	5.00	-0.29
High	6385	4.33	4.33	5.00	-0.67



9.4.7. 802.11ax HE160 MODE IN THE UNII-5 BAND

1TX Antenna 5 OFDMA MODE: 2x 996-Tones, Index S68

Test Engineer:	CW 20756
Test Date:	2023-04-27

(NOTE: POWER and PSD were tested by radiated method)

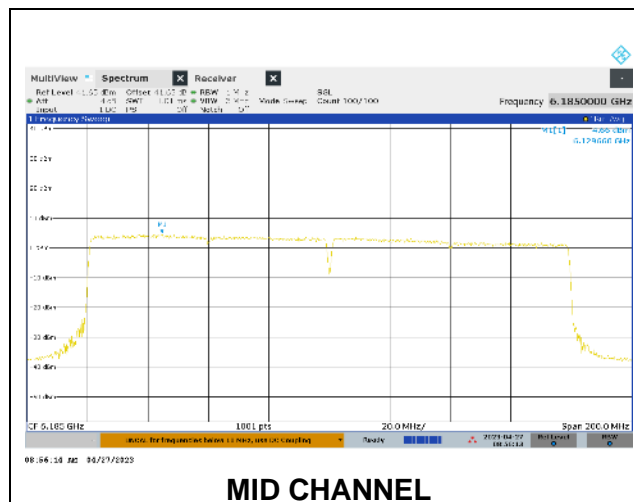
Duty Cycle CF (dB)	0.00	Included in Calculations of Corr'd PSD
--------------------	------	--

Output Power Results

Channel	Frequency (MHz)	Meas EIRP Power (dBm)	Total Corr'd EIRP (dBm)	Power Limit EIRP (dBm)	Power Margin (dB)
Low	6025	26.22	26.22	30.00	-3.78
Mid	6185	26.00	26.00	30.00	-4.00
High	6345	26.58	26.58	30.00	-3.42

PSD Results

Channel	Frequency (MHz)	Meas EIRP PSD (dBm)	Total Corr'd PSD (dBm)	PSD Limit EIRP (dBm)	PSD Margin (dB)
Low	6025	4.66	4.66	5.00	-0.34
Mid	6185	4.66	4.66	5.00	-0.34
High	6345	4.62	4.62	5.00	-0.38



2TX Antenna 5 + Antenna 8 CDD OFDMA MODE: 2x 996-Tones, Index S68

Test Engineer:	CW 20756
Test Date:	2023-04-24

(NOTE: **POWER** and **PSD** were tested by radiated method)

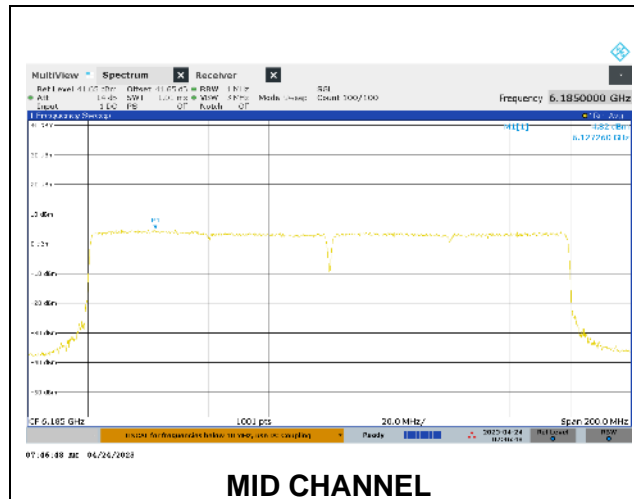
Duty Cycle CF (dB)	0.00	Included in Calculations of Corr'd PSD
---------------------------	------	---

Output Power Results

Channel	Frequency (MHz)	Meas EIRP Power (dBm)	Total Corr'd EIRP (dBm)	Power Limit EIRP (dBm)	Power Margin (dB)
Low	6025	26.30	26.30	30.00	-3.70
Mid	6185	26.62	26.62	30.00	-3.38
High	6345	26.53	26.53	30.00	-3.47

PSD Results

Channel	Frequency (MHz)	Meas EIRP PSD (dBm)	Total Corr'd PSD (dBm)	PSD Limit EIRP (dBm)	PSD Margin (dB)
Low	6025	4.34	4.34	5.00	-0.66
Mid	6185	4.82	4.82	5.00	-0.18
High	6345	4.61	4.61	5.00	-0.39



4TX Antenna 5 + Antenna 8 + Antenna 3 + Antenna 10 CDD OFDMA MODE: 2x 996-Tones, Index S68

Test Engineer:	CW 20756
Test Date:	2023-04-20

(NOTE: **POWER** and **PSD** were tested by radiated method)

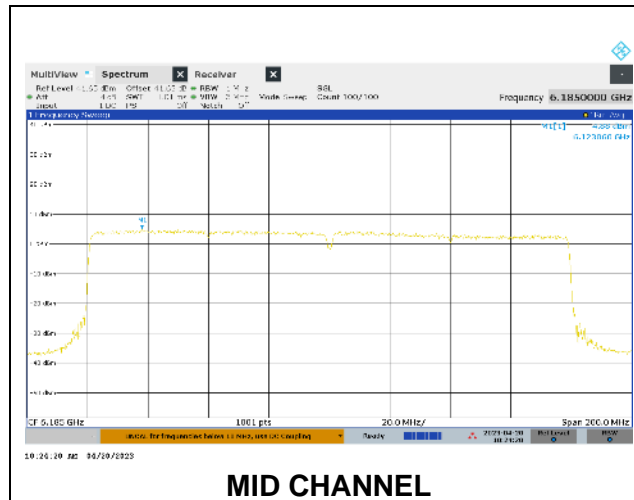
Duty Cycle CF (dB)	0.00	Included in Calculations of Corr'd PSD
---------------------------	------	---

Output Power Results

Channel	Frequency (MHz)	Meas EIRP Power (dBm)	Total Corr'd EIRP (dBm)	Power Limit EIRP (dBm)	Power Margin (dB)
Low	6025	26.59	26.59	30.00	-3.41
Mid	6185	26.72	26.72	30.00	-3.28
High	6345	26.26	26.26	30.00	-3.74

PSD Results

Channel	Frequency (MHz)	Meas EIRP PSD (dBm)	Total Corr'd PSD (dBm)	PSD Limit EIRP (dBm)	PSD Margin (dB)
Low	6025	4.79	4.79	5.00	-0.21
Mid	6185	4.88	4.88	5.00	-0.12
High	6345	4.59	4.59	5.00	-0.41



9.4.8. 802.11be EHT160 MODE IN THE UNII-5 BAND

1TX Antenna 5 OFDMA MODE: 2x 996-Tones, Index S68

Test Engineer:	CW 20756
Test Date:	2023-04-28

(NOTE: POWER and PSD were tested by radiated method)

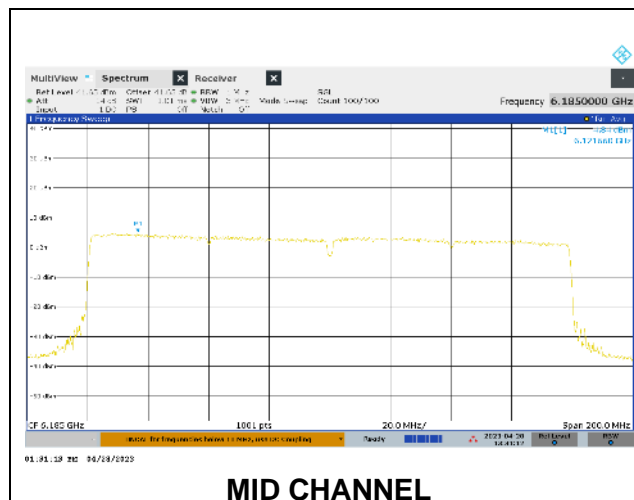
Duty Cycle CF (dB)	0.00	Included in Calculations of Corr'd PSD
--------------------	------	--

Output Power Results

Channel	Frequency (MHz)	Meas EIRP Power (dBm)	Total Corr'd EIRP (dBm)	Power Limit EIRP (dBm)	Power Margin (dB)
Low	6025	26.25	26.25	30.00	-3.75
Mid	6185	25.56	25.56	30.00	-4.44
High	6345	25.56	25.56	30.00	-4.44

PSD Results

Channel	Frequency (MHz)	Meas EIRP PSD (dBm)	Total Corr'd PSD (dBm)	PSD Limit EIRP (dBm)	PSD Margin (dB)
Low	6025	4.14	4.14	5.00	-0.86
Mid	6185	4.84	4.84	5.00	-0.16
High	6345	4.58	4.58	5.00	-0.42



2TX Antenna 5 + Antenna 8 CDD OFDMA MODE: 2x 996-Tones, Index S68

Test Engineer:	CW 20756
Test Date:	2023-04-25

(NOTE: **POWER** and **PSD** were tested by radiated method)

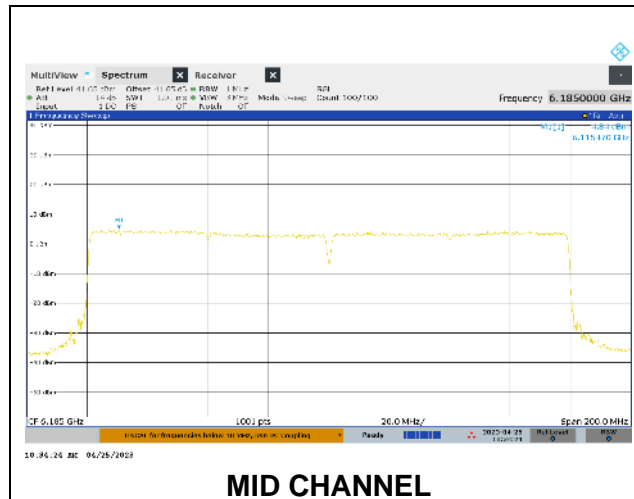
Duty Cycle CF (dB)	0.00	Included in Calculations of Corr'd PSD
---------------------------	------	---

Output Power Results

Channel	Frequency (MHz)	Meas EIRP Power (dBm)	Total Corr'd EIRP (dBm)	Power Limit EIRP (dBm)	Power Margin (dB)
Low	6025	26.75	26.75	30.00	-3.25
Mid	6185	26.66	26.66	30.00	-3.34
High	6345	27.24	27.24	30.00	-2.76

PSD Results

Channel	Frequency (MHz)	Meas EIRP PSD (dBm)	Total Corr'd PSD (dBm)	PSD Limit EIRP (dBm)	PSD Margin (dB)
Low	6025	4.64	4.64	5.00	-0.36
Mid	6185	4.84	4.84	5.00	-0.16
High	6345	4.56	4.56	5.00	-0.44



4TX Antenna 5 + Antenna 8 + Antenna 3 + Antenna 10 CDD OFDMA MODE: 2x 996-Tones, Index S68

Test Engineer:	CW 20756
Test Date:	2023-04-18

(NOTE: **POWER** and **PSD** were tested by radiated method)

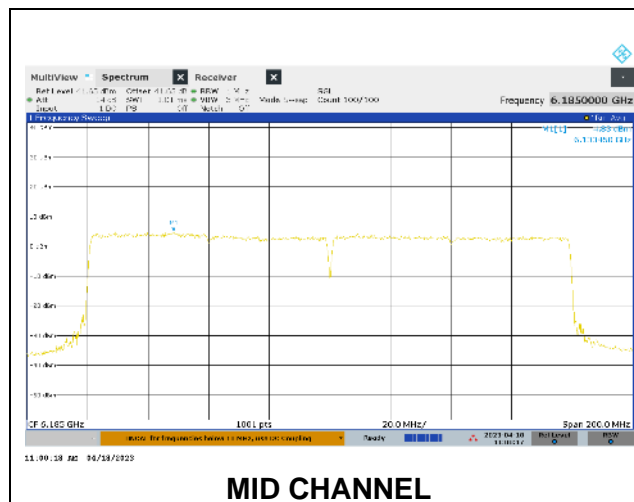
Duty Cycle CF (dB)	0.00	Included in Calculations of Corr'd PSD
---------------------------	------	---

Output Power Results

Channel	Frequency (MHz)	Meas EIRP Power (dBm)	Total Corr'd EIRP (dBm)	Power Limit EIRP (dBm)	Power Margin (dB)
Low	6025	22.90	22.90	30.00	-7.10
Mid	6185	23.23	23.23	30.00	-6.77
High	6345	26.01	26.01	30.00	-3.99

PSD Results

Channel	Frequency (MHz)	Meas EIRP PSD (dBm)	Total Corr'd PSD (dBm)	PSD Limit EIRP (dBm)	PSD Margin (dB)
Low	6025	4.56	4.56	5.00	-0.44
Mid	6185	4.83	4.83	5.00	-0.17
High	6345	4.33	4.33	5.00	-0.67



9.4.9. 802.11be EHT320 MODE IN THE UNII-5 BAND

1TX Antenna 5 OFDMA MODE: 4x 996-Tones, Index S69

Test Engineer:	CW 20756
Test Date:	2023-04-28

(NOTE: POWER and PSD were tested by radiated method)

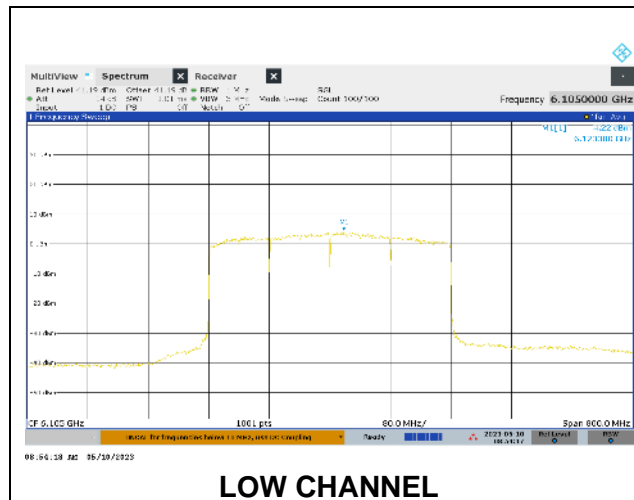
Duty Cycle CF (dB)	0.00	Included in Calculations of Corr'd PSD
--------------------	------	--

Output Power Results

Channel	Frequency (MHz)	Meas EIRP Power (dBm)	Total Corr'd EIRP (dBm)	Power Limit EIRP (dBm)	Power Margin (dB)
Low	6105	27.83	27.83	30.00	-2.17
High	6265	28.46	28.46	30.00	-1.54

PSD Results

Channel	Frequency (MHz)	Meas EIRP PSD (dBm)	Total Corr'd PSD (dBm)	PSD Limit EIRP (dBm)	PSD Margin (dB)
Low	6105	4.22	4.22	5.00	-0.78
High	6265	4.91	4.91	5.00	-0.09



2TX Antenna 5 + Antenna 8 CDD OFDMA MODE: 4x 996-Tones, Index S69

Test Engineer:	CW 20756
Test Date:	2023-04-25

(NOTE: **POWER** and **PSD** were tested by radiated method)

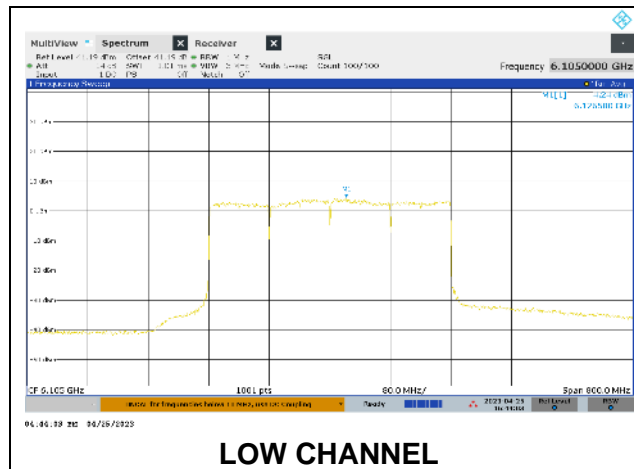
Duty Cycle CF (dB)	0.00	Included in Calculations of Corr'd PSD
---------------------------	------	---

Output Power Results

Channel	Frequency (MHz)	Meas EIRP Power (dBm)	Total Corr'd EIRP (dBm)	Power Limit EIRP (dBm)	Power Margin (dB)
Low	6105	28.90	28.90	30.00	-1.10
High	6265	29.31	29.31	30.00	-0.69

PSD Results

Channel	Frequency (MHz)	Meas EIRP PSD (dBm)	Total Corr'd PSD (dBm)	PSD Limit EIRP (dBm)	PSD Margin (dB)
Low	6105	4.24	4.24	5.00	-0.76
High	6265	4.41	4.41	5.00	-0.59



4TX Antenna 5 + Antenna 8 + Antenna 3 + Antenna 10 CDD OFDMA MODE: 4x 996-Tones, Index S69

Test Engineer:	CW 20756
Test Date:	2023-04-18, 2023-04-28

(NOTE: **POWER** and **PSD** were tested by radiated method)

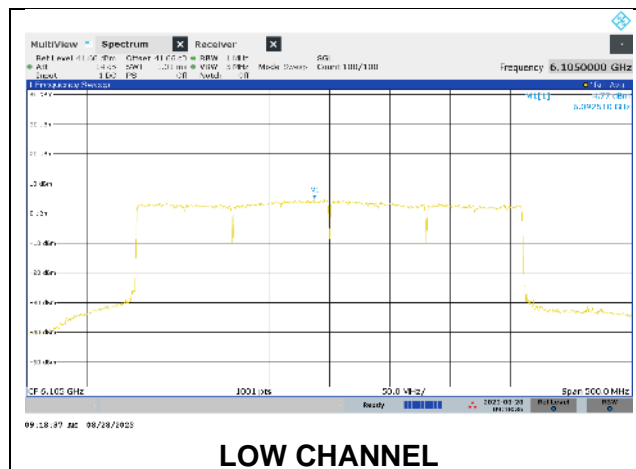
Duty Cycle CF (dB)	0.00	Included in Calculations of Corr'd PSD
---------------------------	------	---

Output Power Results

Channel	Frequency (MHz)	Meas EIRP Power (dBm)	Total Corr'd EIRP (dBm)	Power Limit EIRP (dBm)	Power Margin (dB)
Low	6105	29.23	29.23	30.00	-0.77
High	6265	26.78	26.78	30.00	-3.22

PSD Results

Channel	Frequency (MHz)	Meas EIRP PSD (dBm)	Total Corr'd PSD (dBm)	PSD Limit EIRP (dBm)	PSD Margin (dB)
Low	6105	4.77	4.77	5.00	-0.23
High	6265	4.94	4.94	5.00	-0.06



9.4.10. 802.11ax HE20 MODE IN THE UNII-6 BAND

1TX Antenna 5 OFDMA MODE: 242-Tones, RU Index 61

Test Engineer:	CW 20756
Test Date:	2023-04-26

(NOTE: POWER and PSD were tested by radiated method)

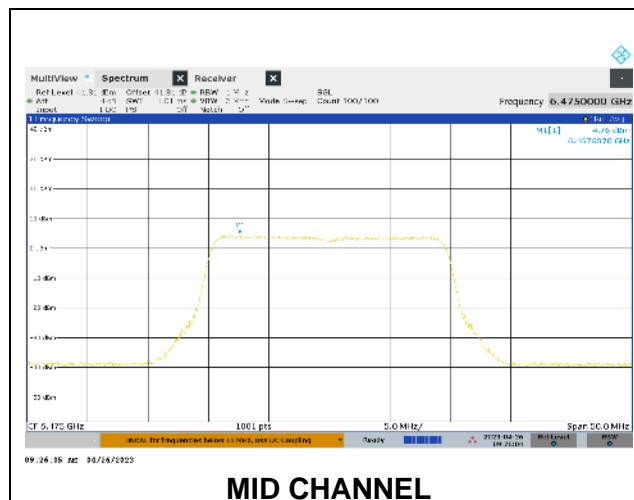
Duty Cycle CF (dB)	0.00	Included in Calculations of Corr'd PSD
--------------------	------	--

Output Power Results

Channel	Frequency (MHz)	Meas EIRP Power (dBm)	Total Corr'd EIRP (dBm)	Power Limit EIRP (dBm)	Power Margin (dB)
Low	6435	16.97	16.97	30.00	-13.03
Mid	6475	16.58	16.58	30.00	-13.42
High	6515	17.21	17.21	30.00	-12.79

PSD Results

Channel	Frequency (MHz)	Meas EIRP PSD (dBm)	Total Corr'd PSD (dBm)	PSD Limit EIRP (dBm)	PSD Margin (dB)
Low	6435	4.60	4.60	5.00	-0.40
Mid	6475	4.76	4.76	5.00	-0.24
High	6515	4.88	4.88	5.00	-0.12



2TX Antenna 5 + Antenna 8 CDD OFDMA MODE: 242-Tones, RU Index 61

Test Engineer:	CW 20756
Test Date:	2023-04-20

(NOTE: **POWER** and **PSD** were tested by radiated method)

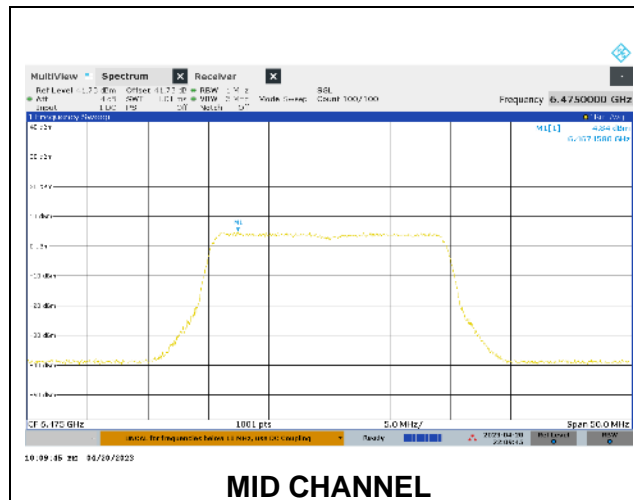
Duty Cycle CF (dB)	0.00	Included in Calculations of Corr'd PSD
---------------------------	------	---

Output Power Results

Channel	Frequency (MHz)	Meas EIRP Power (dBm)	Total Corr'd EIRP (dBm)	Power Limit EIRP (dBm)	Power Margin (dB)
Low	6435	16.38	16.38	30.00	-13.62
Mid	6475	17.03	17.03	30.00	-12.97
High	6515	16.58	16.58	30.00	-13.42

PSD Results

Channel	Frequency (MHz)	Meas EIRP PSD (dBm)	Total Corr'd PSD (dBm)	PSD Limit EIRP (dBm)	PSD Margin (dB)
Low	6435	4.13	4.13	5.00	-0.87
Mid	6475	4.84	4.84	5.00	-0.16
High	6515	4.05	4.05	5.00	-0.95



4TX Antenna 5 + Antenna 8 + Antenna 3 + Antenna 10 CDD OFDMA MODE: 242-Tones, RU Index 61

Test Engineer:	CW 20756
Test Date:	2023-04-17

(NOTE: **POWER** and **PSD** were tested by radiated method)

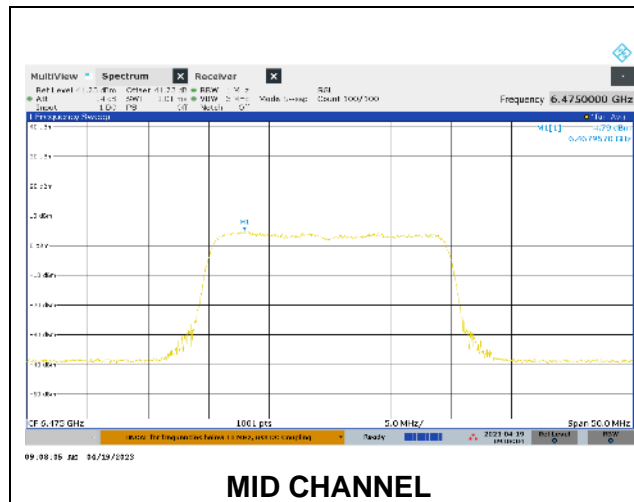
Duty Cycle CF (dB)	0.00	Included in Calculations of Corr'd PSD
---------------------------	------	---

Output Power Results

Channel	Frequency (MHz)	Meas EIRP Power (dBm)	Total Corr'd EIRP (dBm)	Power Limit EIRP (dBm)	Power Margin (dB)
Low	6435	18.02	18.02	30.00	-11.98
Mid	6475	17.88	17.88	30.00	-12.12
High	6515	16.93	16.93	30.00	-13.07

PSD Results

Channel	Frequency (MHz)	Meas EIRP PSD (dBm)	Total Corr'd PSD (dBm)	PSD Limit EIRP (dBm)	PSD Margin (dB)
Low	6435	4.94	4.94	5.00	-0.06
Mid	6475	4.79	4.79	5.00	-0.21
High	6515	4.70	4.70	5.00	-0.30



9.4.11. 802.11be EHT20 MODE IN THE UNII-6 BAND

1TX Antenna 5 OFDMA MODE: 242-Tones, RU Index 61

Test Engineer:	CW 20756
Test Date:	2023-04-26

(NOTE: POWER and PSD were tested by radiated method)

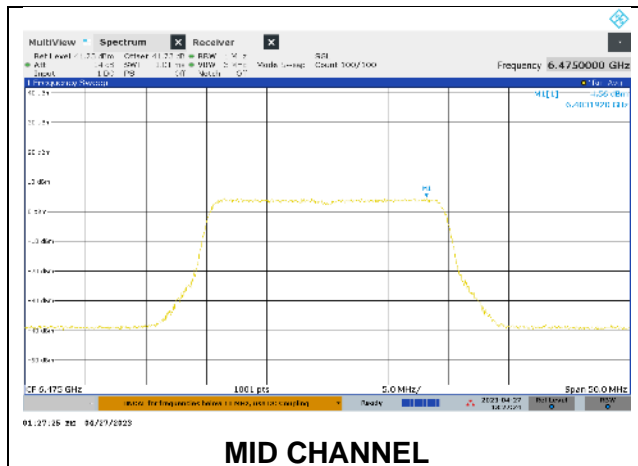
Duty Cycle CF (dB)	0.00	Included in Calculations of Corr'd PSD
---------------------------	------	---

Output Power Results

Channel	Frequency (MHz)	Meas EIRP Power (dBm)	Total Corr'd EIRP (dBm)	Power Limit EIRP (dBm)	Power Margin (dB)
Low	6435	17.20	17.20	30.00	-12.80
Mid	6475	16.92	16.92	30.00	-13.08
High	6515	16.89	16.89	30.00	-13.11

PSD Results

Channel	Frequency (MHz)	Meas EIRP PSD (dBm)	Total Corr'd PSD (dBm)	PSD Limit EIRP (dBm)	PSD Margin (dB)
Low	6435	4.61	4.61	5.00	-0.39
Mid	6475	4.56	4.56	5.00	-0.44
High	6515	4.74	4.74	5.00	-0.26



2TX Antenna 5 + Antenna 8 CDD OFDMA MODE: 242-Tones, RU Index 61

Test Engineer:	CW 20756
Test Date:	2023-04-24

(NOTE: **POWER** and **PSD** were tested by radiated method)

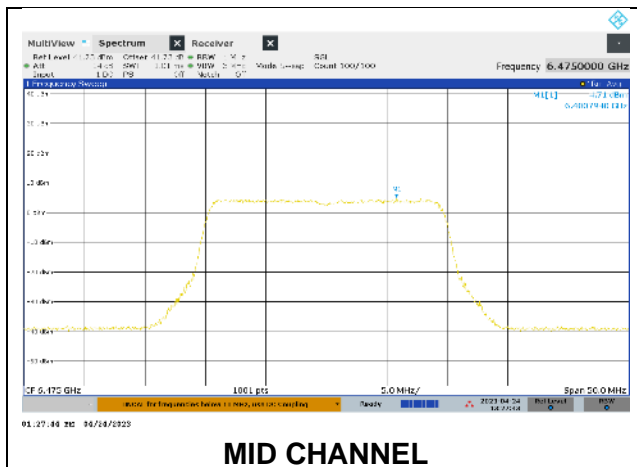
Duty Cycle CF (dB)	0.00	Included in Calculations of Corr'd PSD
---------------------------	------	---

Output Power Results

Channel	Frequency (MHz)	Meas EIRP Power (dBm)	Total Corr'd EIRP (dBm)	Power Limit EIRP (dBm)	Power Margin (dB)
Low	6435	16.93	16.93	30.00	-13.07
Mid	6475	17.09	17.09	30.00	-12.91
High	6515	17.04	17.04	30.00	-12.96

PSD Results

Channel	Frequency (MHz)	Meas EIRP PSD (dBm)	Total Corr'd PSD (dBm)	PSD Limit EIRP (dBm)	PSD Margin (dB)
Low	6435	4.61	4.61	5.00	-0.39
Mid	6475	4.71	4.71	5.00	-0.29
High	6515	4.63	4.63	5.00	-0.37



4TX Antenna 5 + Antenna 8 + Antenna 3 + Antenna 10 CDD OFDMA MODE: 242-Tones, RU Index 61

Test Engineer:	CW 20756
Test Date:	2023-04-17

(NOTE: POWER and PSD were tested by radiated method)

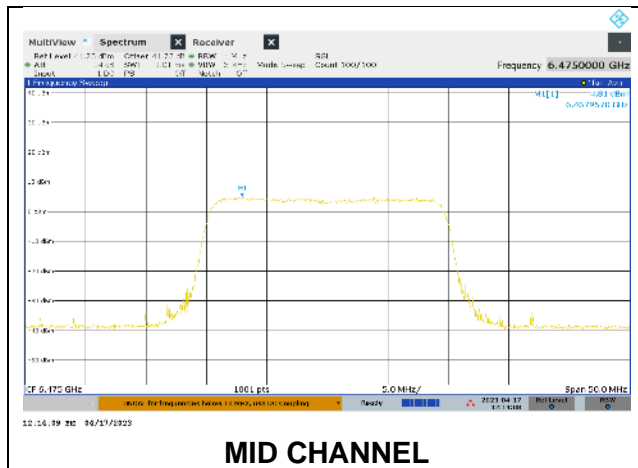
Duty Cycle CF (dB)	0.00	Included in Calculations of Corr'd PSD
---------------------------	------	---

Output Power Results

Channel	Frequency (MHz)	Meas EIRP Power (dBm)	Total Corr'd EIRP (dBm)	Power Limit EIRP (dBm)	Power Margin (dB)
Low	6435	17.15	17.15	30.00	-12.85
Mid	6475	18.11	18.11	30.00	-11.89
High	6515	17.65	17.65	30.00	-12.35

PSD Results

Channel	Frequency (MHz)	Meas EIRP PSD (dBm)	Total Corr'd PSD (dBm)	PSD Limit EIRP (dBm)	PSD Margin (dB)
Low	6435	4.61	4.61	5.00	-0.39
Mid	6475	4.81	4.81	5.00	-0.19
High	6515	4.80	4.80	5.00	-0.20



9.4.12. 802.11ax HE40 MODE IN THE UNII-6 BAND

1TX Antenna 5 OFDMA MODE: 484-Tones, RU Index 65

Test Engineer:	CW 20756
Test Date:	2023-05-01

(NOTE: POWER and PSD were tested by radiated method)

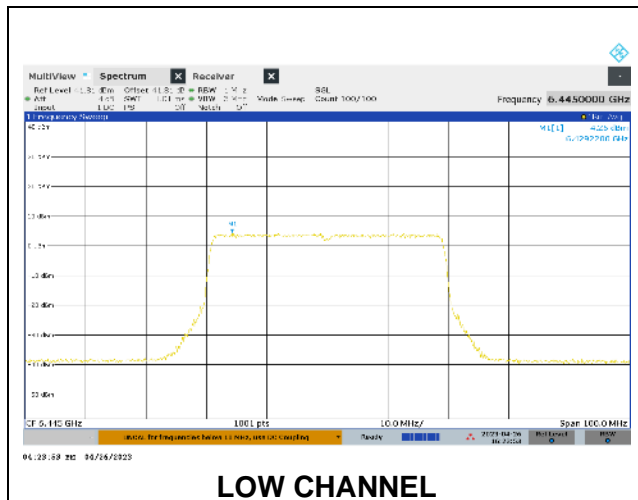
Duty Cycle CF (dB)	0.00	Included in Calculations of Corr'd PSD
---------------------------	------	---

Output Power Results

Channel	Frequency (MHz)	Meas EIRP Power (dBm)	Total Corr'd EIRP (dBm)	Power Limit EIRP (dBm)	Power Margin (dB)
Low	6445	19.58	19.58	30.00	-10.42
Straddle	6525	19.90	19.90	30.00	-10.10

PSD Results

Channel	Frequency (MHz)	Meas EIRP PSD (dBm)	Total Corr'd PSD (dBm)	PSD Limit EIRP (dBm)	PSD Margin (dB)
Low	6445	4.25	4.25	5.00	-0.75
Straddle	6525	4.74	4.74	5.00	-0.26



2TX Antenna 5 + Antenna 8 CDD OFDMA MODE: 484-Tones, RU Index 65

Test Engineer:	CW 20756
Test Date:	2023-04-21

(NOTE: **POWER** and **PSD** were tested by radiated method)

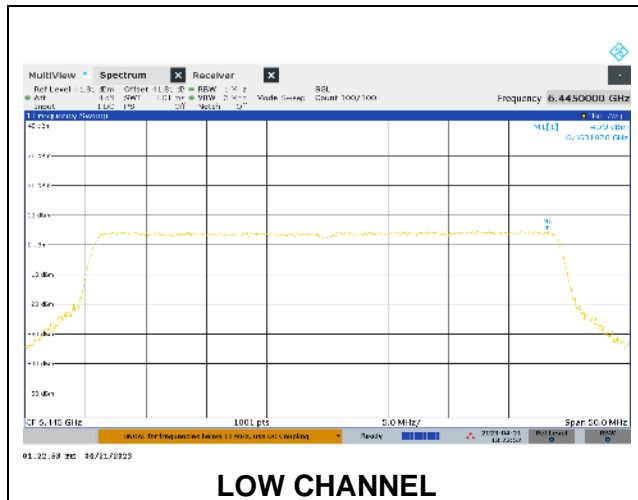
Duty Cycle CF (dB)	0.00	Included in Calculations of Corr'd PSD
---------------------------	------	---

Output Power Results

Channel	Frequency (MHz)	Meas EIRP Power (dBm)	Total Corr'd EIRP (dBm)	Power Limit EIRP (dBm)	Power Margin (dB)
Low	6445	20.13	20.13	30.00	-9.87
Straddle	6525	19.81	19.81	30.00	-10.19

PSD Results

Channel	Frequency (MHz)	Meas EIRP PSD (dBm)	Total Corr'd PSD (dBm)	PSD Limit EIRP (dBm)	PSD Margin (dB)
Low	6445	4.79	4.79	5.00	-0.21
Straddle	6525	4.72	4.72	5.00	-0.28



4TX Antenna 5 + Antenna 8 + Antenna 3 + Antenna 10 CDD OFDMA MODE: 484-Tones, RU Index 65

Test Engineer:	CW 20756
Test Date:	2023-04-20

(NOTE: **POWER** and **PSD** were tested by radiated method)

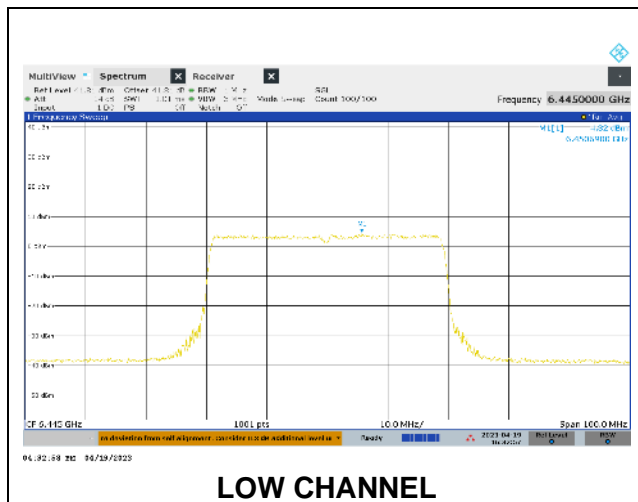
Duty Cycle CF (dB)	0.00	Included in Calculations of Corr'd PSD
---------------------------	------	---

Output Power Results

Channel	Frequency (MHz)	Meas EIRP Power (dBm)	Total Corr'd EIRP (dBm)	Power Limit EIRP (dBm)	Power Margin (dB)
Low	6445	19.51	19.51	30.00	-10.49
Straddle	6525	17.40	17.40	30.00	-12.60

PSD Results

Channel	Frequency (MHz)	Meas EIRP PSD (dBm)	Total Corr'd PSD (dBm)	PSD Limit EIRP (dBm)	PSD Margin (dB)
Low	6445	4.32	4.32	5.00	-0.68
Straddle	6525	4.83	4.83	5.00	-0.17



9.4.13. 802.11be EHT40 MODE IN THE UNII-6 BAND

1TX Antenna 5 OFDMA MODE: 484-Tones, RU Index 65

Test Engineer:	CW 20756
Test Date:	2023-05-01

(NOTE: POWER and PSD were tested by radiated method)

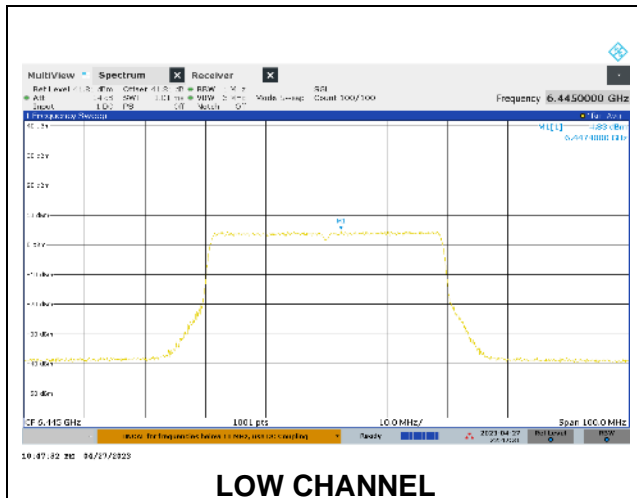
Duty Cycle CF (dB)	0.00	Included in Calculations of Corr'd PSD
---------------------------	------	---

Output Power Results

Channel	Frequency (MHz)	Meas EIRP Power (dBm)	Total Corr'd EIRP (dBm)	Power Limit EIRP (dBm)	Power Margin (dB)
Low	6445	19.91	19.91	30.00	-10.09
Straddle	6525	20.05	20.05	30.00	-9.95

PSD Results

Channel	Frequency (MHz)	Meas EIRP PSD (dBm)	Total Corr'd PSD (dBm)	PSD Limit EIRP (dBm)	PSD Margin (dB)
Low	6445	4.83	4.83	5.00	-0.17
Straddle	6525	4.67	4.67	5.00	-0.33



2TX Antenna 5 + Antenna 8 CDD OFDMA MODE: 484-Tones, RU Index 65

Test Engineer:	CW 20756
Test Date:	2023-04-24

(NOTE: **POWER** and **PSD** were tested by radiated method)

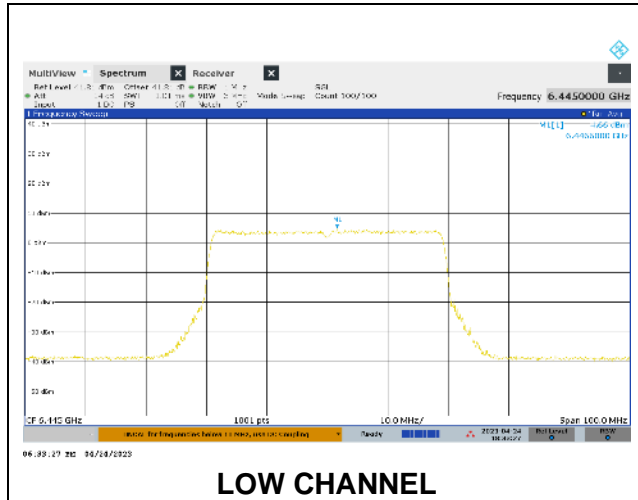
Duty Cycle CF (dB)	0.00	Included in Calculations of Corr'd PSD
---------------------------	------	---

Output Power Results

Channel	Frequency (MHz)	Meas EIRP Power (dBm)	Total Corr'd EIRP (dBm)	Power Limit EIRP (dBm)	Power Margin (dB)
Low	6445	19.72	19.72	30.00	-10.28
Straddle	6525	20.11	20.11	30.00	-9.89

PSD Results

Channel	Frequency (MHz)	Meas EIRP PSD (dBm)	Total Corr'd PSD (dBm)	PSD Limit EIRP (dBm)	PSD Margin (dB)
Low	6445	4.66	4.66	5.00	-0.34
Straddle	6525	4.84	4.84	5.00	-0.16



4TX Antenna 5 + Antenna 8 + Antenna 3 + Antenna 10 CDD OFDMA MODE: 484-Tones, RU Index 65

Test Engineer:	CW 20756
Test Date:	2023-04-20

(NOTE: **POWER** and **PSD** were tested by radiated method)

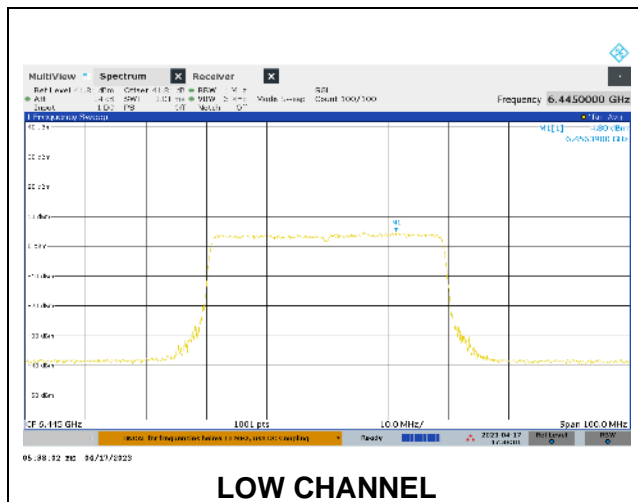
Duty Cycle CF (dB)	0.00	Included in Calculations of Corr'd PSD
---------------------------	------	---

Output Power Results

Channel	Frequency (MHz)	Meas EIRP Power (dBm)	Total Corr'd EIRP (dBm)	Power Limit EIRP (dBm)	Power Margin (dB)
Low	6445	19.31	19.31	30.00	-10.69
Straddle	6525	19.73	19.73	30.00	-10.27

PSD Results

Channel	Frequency (MHz)	Meas EIRP PSD (dBm)	Total Corr'd PSD (dBm)	PSD Limit EIRP (dBm)	PSD Margin (dB)
Low	6445	4.80	4.80	5.00	-0.20
Straddle	6525	4.65	4.65	5.00	-0.35



9.4.14. 802.11ax HE80 MODE IN THE UNII-6 BAND

1TX Antenna 5 OFDMA MODE: 996-Tones, RU Index 67

Test Engineer:	SI 23522
Test Date:	2023-04-26

(NOTE: POWER and PSD were tested by radiated method)

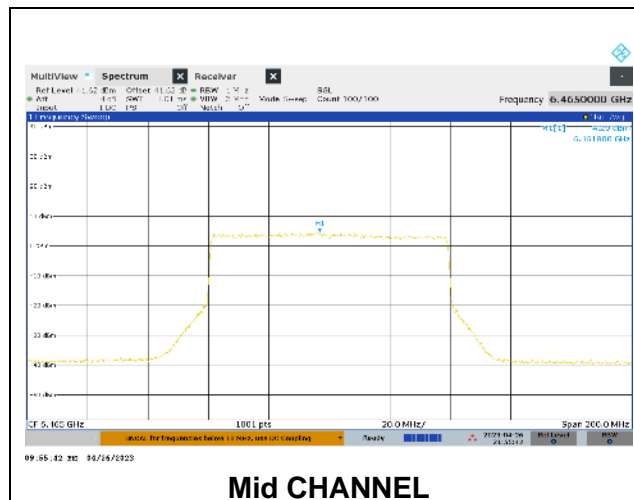
Duty Cycle CF (dB)	0.00	Included in Calculations of Corr'd PSD
--------------------	------	--

Output Power Results

Channel	Frequency (MHz)	Meas EIRP Power (dBm)	Total Corr'd EIRP (dBm)	Power Limit EIRP (dBm)	Power Margin (dB)
Mid	6465	23.61	23.61	30.00	-6.39

PSD Results

Channel	Frequency (MHz)	Meas EIRP PSD (dBm)	Total Corr'd PSD (dBm)	PSD Limit EIRP (dBm)	PSD Margin (dB)
Mid	6465	4.29	4.29	5.00	-0.71



2TX Antenna 5 + Antenna 8 CDD OFDMA MODE: 996-Tones, RU Index 67

Test Engineer:	CW 20756
Test Date:	2023-04-21

(NOTE: **POWER** and **PSD** were tested by radiated method)

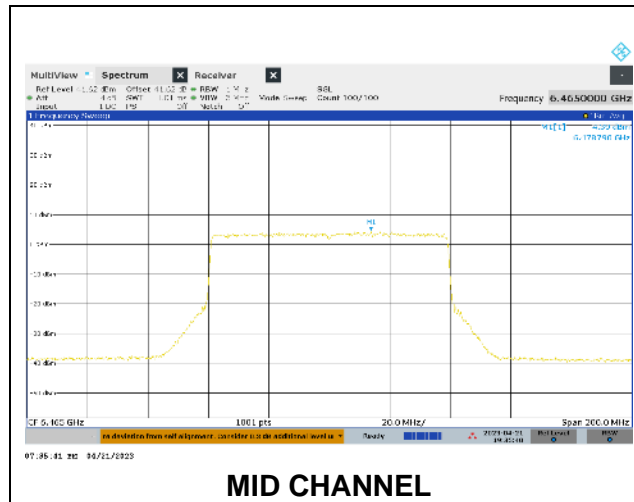
Duty Cycle CF (dB)	0.00	Included in Calculations of Corr'd PSD
---------------------------	------	---

Output Power Results

Channel	Frequency (MHz)	Meas EIRP Power (dBm)	Total Corr'd EIRP (dBm)	Power Limit EIRP (dBm)	Power Margin (dB)
Mid	6465	23.44	23.44	30.00	-6.56

PSD Results

Channel	Frequency (MHz)	Meas EIRP PSD (dBm)	Total Corr'd PSD (dBm)	PSD Limit EIRP (dBm)	PSD Margin (dB)
Mid	6465	4.39	4.39	5.00	-0.61



4TX Antenna 5 + Antenna 8 + Antenna 3 + Antenna 10 CDD OFDMA MODE: 996-Tones, RU Index 67

Test Engineer:	CW 20756
Test Date:	2023-04-20

(NOTE: **POWER** and **PSD** were tested by radiated method)

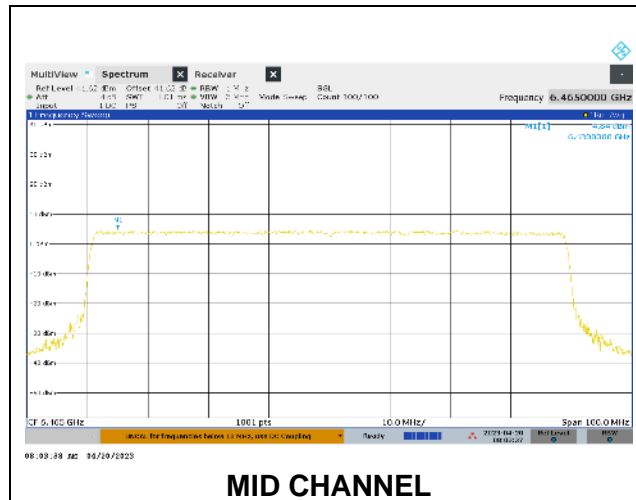
Duty Cycle CF (dB)	0.00	Included in Calculations of Corr'd PSD
---------------------------	------	---

Output Power Results

Channel	Frequency (MHz)	Meas EIRP Power (dBm)	Total Corr'd EIRP (dBm)	Power Limit EIRP (dBm)	Power Margin (dB)
Mid	6465	23.97	23.97	30.00	-6.03

PSD Results

Channel	Frequency (MHz)	Meas EIRP PSD (dBm)	Total Corr'd PSD (dBm)	PSD Limit EIRP (dBm)	PSD Margin (dB)
Mid	6465	4.84	4.84	5.00	-0.16



9.4.15. 802.11be EHT80 MODE IN THE UNII-6 BAND

1TX Antenna 5 OFDMA MODE: 996-Tones, RU Index 67

Test Engineer:	SI 23522
Test Date:	2023-04-28

(NOTE: POWER and PSD were tested by radiated method)

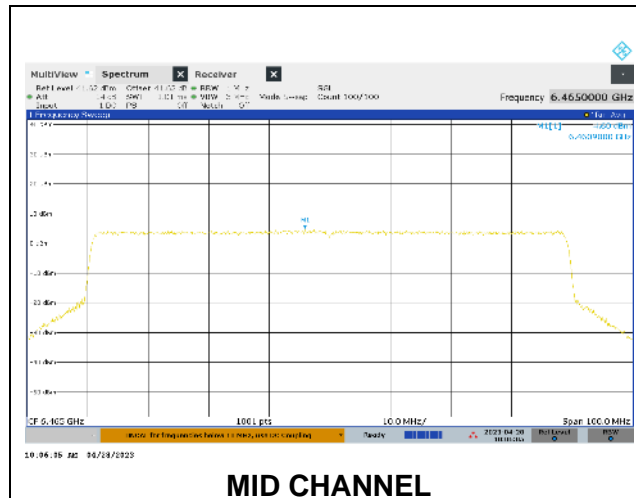
Duty Cycle CF (dB)	0.00	Included in Calculations of Corr'd PSD
--------------------	------	--

Output Power Results

Channel	Frequency (MHz)	Meas EIRP Power (dBm)	Total Corr'd EIRP (dBm)	Power Limit EIRP (dBm)	Power Margin (dB)
Mid	6465	23.35	23.35	30.00	-6.65

PSD Results

Channel	Frequency (MHz)	Meas EIRP PSD (dBm)	Total Corr'd PSD (dBm)	PSD Limit EIRP (dBm)	PSD Margin (dB)
Mid	6465	4.60	4.60	5.00	-0.40



2TX Antenna 5 + Antenna 8 CDD OFDMA MODE: 996-Tones, RU Index 67

Test Engineer:	CW 20756
Test Date:	2023-04-25

(NOTE: **POWER** and **PSD** were tested by radiated method)

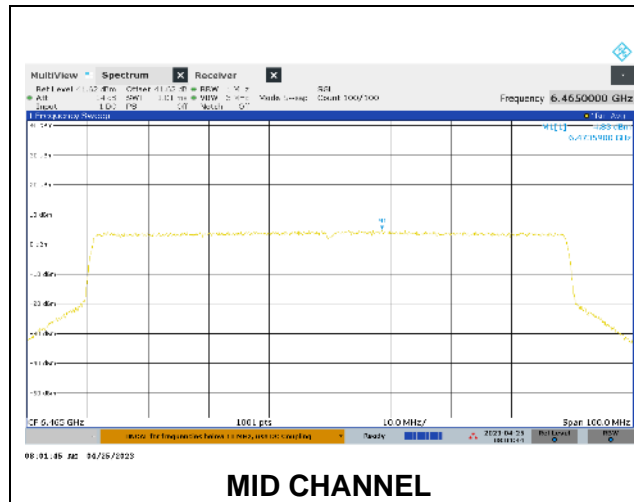
Duty Cycle CF (dB)	0.00	Included in Calculations of Corr'd Power & PSD
---------------------------	------	---

Output Power Results

Channel	Frequency (MHz)	Meas EIRP Power (dBm)	Total Corr'd EIRP (dBm)	Power Limit EIRP (dBm)	Power Margin (dB)
Mid	6465	23.89	23.89	30.00	-6.11

PSD Results

Channel	Frequency (MHz)	Meas EIRP PSD (dBm)	Total Corr'd PSD (dBm)	PSD Limit EIRP (dBm)	PSD Margin (dB)
Mid	6465	4.83	4.83	5.00	-0.17



4TX Antenna 5 + Antenna 8 + Antenna 3 + Antenna 10 CDD OFDMA MODE: 996-Tones, RU Index 67

Test Engineer:	CW 20756
Test Date:	2023-04-20

(NOTE: **POWER** and **PSD** were tested by radiated method)

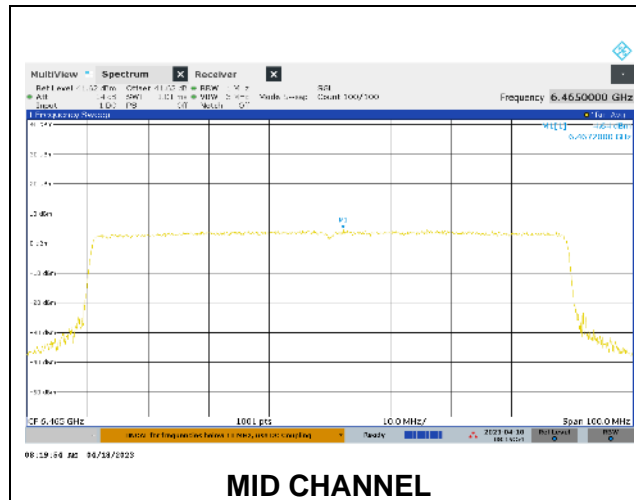
Duty Cycle CF (dB)	0.00	Included in Calculations of Corr'd PSD
---------------------------	------	---

Output Power Results

Channel	Frequency (MHz)	Meas EIRP Power (dBm)	Total Corr'd EIRP (dBm)	Power Limit EIRP (dBm)	Power Margin (dB)
Mid	6465	23.30	23.30	30.00	-6.70

PSD Results

Channel	Frequency (MHz)	Meas EIRP PSD (dBm)	Total Corr'd PSD (dBm)	PSD Limit EIRP (dBm)	PSD Margin (dB)
Mid	6465	4.64	4.64	5.00	-0.36



9.4.16. 802.11ax HE160 MODE IN THE UNII-6 BAND

1TX Antenna 5 OFDMA MODE: 2x 996-Tones, Index S68

Test Engineer:	CW 20756
Test Date:	2023-04-27

(NOTE: POWER and PSD were tested by radiated method)

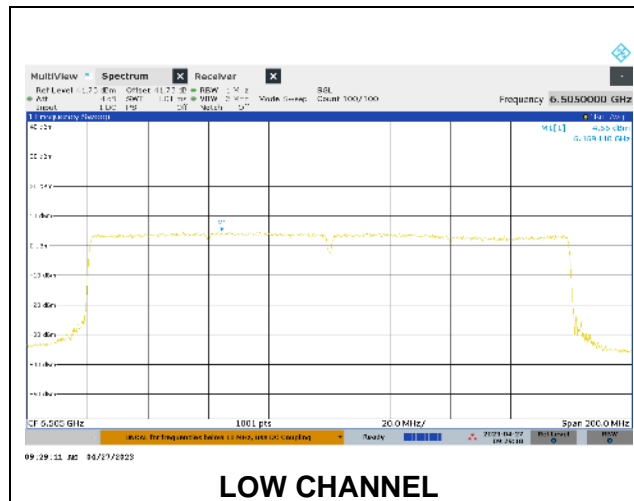
Duty Cycle CF (dB)	0.00	Included in Calculations of Corr'd PSD
--------------------	------	--

Output Power Results

Channel	Frequency (MHz)	Meas EIRP Power (dBm)	Total Corr'd EIRP (dBm)	Power Limit EIRP (dBm)	Power Margin (dB)
Low	6505	26.58	26.58	30.00	-3.42

PSD Results

Channel	Frequency (MHz)	Meas EIRP PSD (dBm)	Total Corr'd PSD (dBm)	PSD Limit EIRP (dBm)	PSD Margin (dB)
Low	6505	4.55	4.55	5.00	-0.45



2TX Antenna 5 + Antenna 8 CDD OFDMA MODE: 2x 996-Tones, Index S68

Test Engineer:	CW 27056
Test Date:	2023-04-24

(NOTE: **POWER** and **PSD** were tested by radiated method)

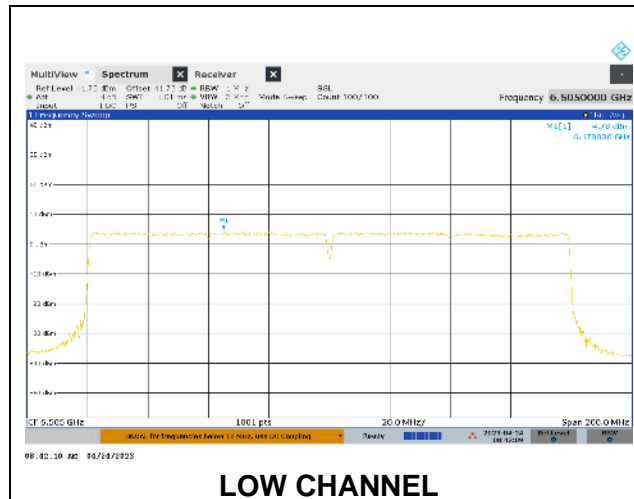
Duty Cycle CF (dB)	0.00	Included in Calculations of Corr'd PSD
---------------------------	------	---

Output Power Results

Channel	Frequency (MHz)	Meas EIRP Power (dBm)	Total Corr'd EIRP (dBm)	Power Limit EIRP (dBm)	Power Margin (dB)
Low	6505	26.68	26.68	30.00	-3.32

PSD Results

Channel	Frequency (MHz)	Meas EIRP PSD (dBm)	Total Corr'd PSD (dBm)	PSD Limit EIRP (dBm)	PSD Margin (dB)
Low	6505	4.78	4.78	5.00	-0.22



4TX Antenna 5 + Antenna 8 + Antenna 3 + Antenna 10 CDD OFDMA MODE: 2x 996-Tones, Index S68

Test Engineer:	23522 SI
Test Date:	2023-07-26

(NOTE: POWER and PSD were tested by radiated method)

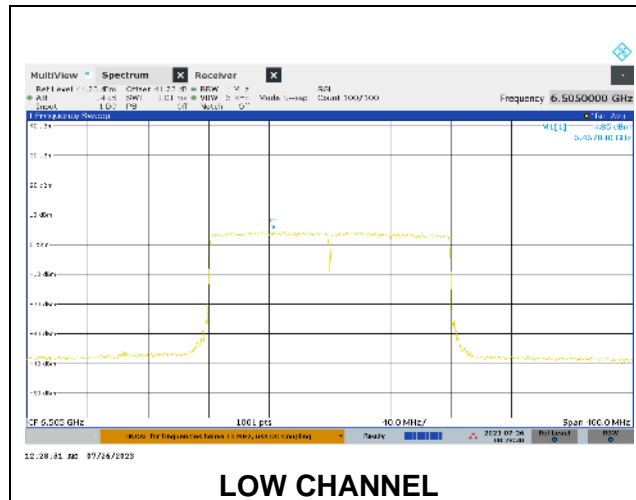
Duty Cycle CF (dB)	0.00	Included in Calculations of Corr'd PSD
---------------------------	------	---

Output Power Results

Channel	Frequency (MHz)	Meas EIRP Power (dBm)	Total Corr'd EIRP (dBm)	Power Limit EIRP (dBm)	Power Margin (dB)
Low	6505	26.61	26.61	30.00	-3.39

PSD Results

Channel	Frequency (MHz)	Meas EIRP PSD (dBm)	Total Corr'd PSD (dBm)	PSD Limit EIRP (dBm)	PSD Margin (dB)
Low	6505	4.85	4.85	5.00	-0.15



9.4.17. 802.11be EHT160 MODE IN THE UNII-6 BAND

1TX Antenna 5 OFDMA MODE: 2x 996-Tones, Index S68

Test Engineer:	CW 20756
Test Date:	2023-04-27

(NOTE: POWER and PSD were tested by radiated method)

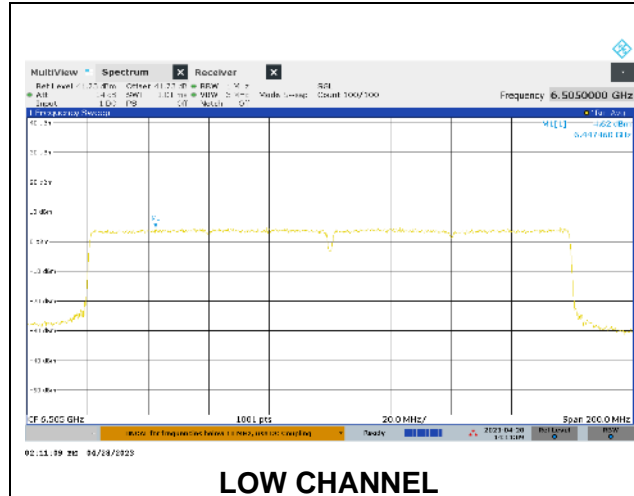
Duty Cycle CF (dB)	0.00	Included in Calculations of Corr'd PSD
--------------------	------	--

Output Power Results

Channel	Frequency (MHz)	Meas EIRP Power (dBm)	Total Corr'd EIRP (dBm)	Power Limit EIRP (dBm)	Power Margin (dB)
Low	6505	26.30	26.30	30.00	-3.70

PSD Results

Channel	Frequency (MHz)	Meas EIRP PSD (dBm)	Total Corr'd PSD (dBm)	PSD Limit EIRP (dBm)	PSD Margin (dB)
Low	6505	4.62	4.62	5.00	-0.38



2TX Antenna 5 + Antenna 8 CDD OFDMA MODE: 2x 996-Tones, Index S68

Test Engineer:	CW 27056
Test Date:	2023-04-25

(NOTE: **POWER** and **PSD** were tested by radiated method)

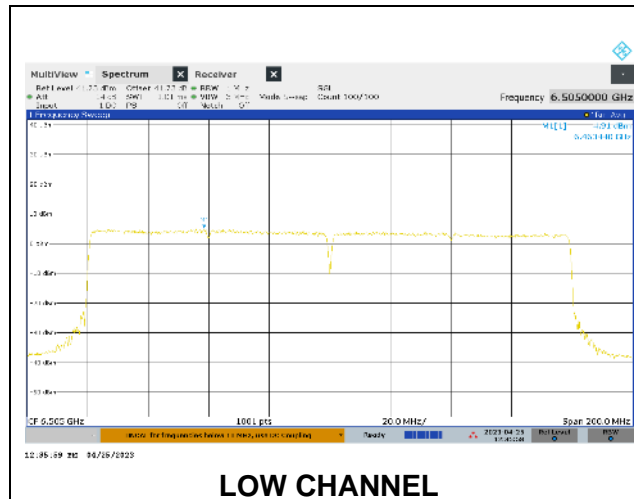
Duty Cycle CF (dB)	0.00	Included in Calculations of Corr'd PSD
---------------------------	------	---

Output Power Results

Channel	Frequency (MHz)	Meas EIRP Power (dBm)	Total Corr'd EIRP (dBm)	Power Limit EIRP (dBm)	Power Margin (dB)
Low	6505	26.80	26.80	30.00	-3.20

PSD Results

Channel	Frequency (MHz)	Meas EIRP PSD (dBm)	Total Corr'd PSD (dBm)	PSD Limit EIRP (dBm)	PSD Margin (dB)
Low	6505	4.91	4.91	5.00	-0.09



4TX Antenna 5 + Antenna 8 + Antenna 3 + Antenna 10 CDD OFDMA MODE: 2x 996-Tones, Index S68

Test Engineer:	23522 SI
Test Date:	2023-07-26

(NOTE: POWER and PSD were tested by radiated method)

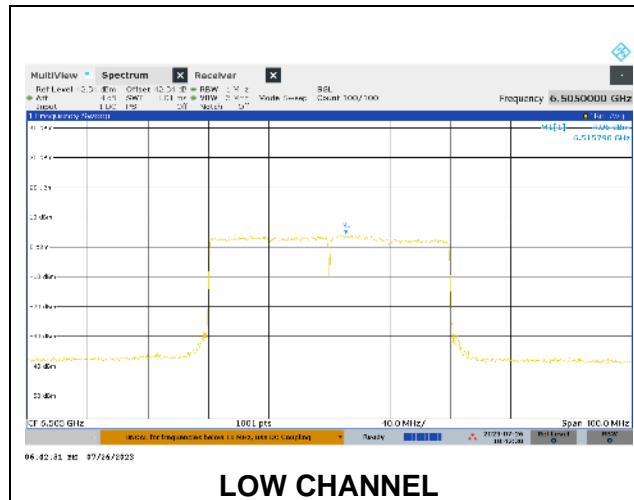
Duty Cycle CF (dB)	0.00	Included in Calculations of Corr'd PSD
--------------------	------	--

Output Power Results

Channel	Frequency (MHz)	Meas EIRP Power (dBm)	Total Corr'd EIRP (dBm)	Power Limit EIRP (dBm)	Power Margin (dB)
Low	6505	25.77	25.77	30.00	-4.23

PSD Results

Channel	Frequency (MHz)	Meas EIRP PSD (dBm)	Total Corr'd PSD (dBm)	PSD Limit EIRP (dBm)	PSD Margin (dB)
Low	6505	4.06	4.06	5.00	-0.94



9.4.18. 802.11be EHT320 MODE IN THE UNII-6 BAND

1TX Antenna 5 OFDMA MODE: 4x 996-Tones, Index S69

Test Engineer:	23522 SI
Test Date:	2023-07-25

(NOTE: POWER and PSD were tested by radiated method)

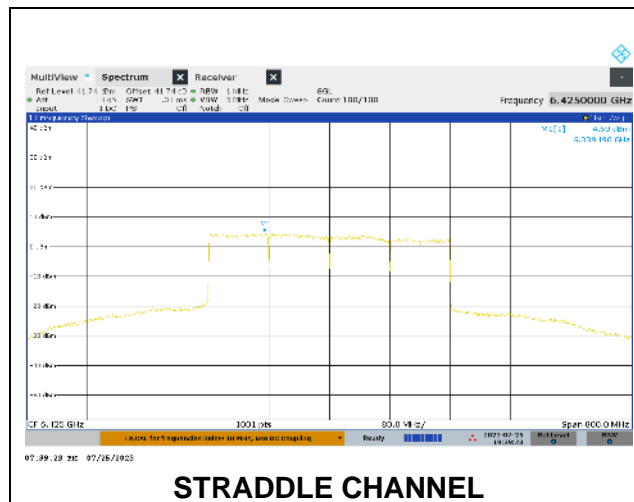
Duty Cycle CF (dB)	0.00	Included in Calculations of Corr'd PSD
--------------------	------	--

Output Power Results

Channel	Frequency (MHz)	Meas EIRP Power (dBm)	Total Corr'd EIRP (dBm)	Power Limit EIRP (dBm)	Power Margin (dB)
Straddle	6425	28.73	28.73	30.00	-1.27

PSD Results

Channel	Frequency (MHz)	Meas EIRP PSD (dBm)	Total Corr'd PSD (dBm)	PSD Limit EIRP (dBm)	PSD Margin (dB)
Straddle	6425	4.59	4.59	5.00	-0.41



2TX Antenna 5 + Antenna 8 CDD OFDMA MODE: 4x 996-Tones, Index S69

Test Engineer:	CW 27056
Test Date:	2023-04-25

(NOTE: **POWER** and **PSD** were tested by radiated method)

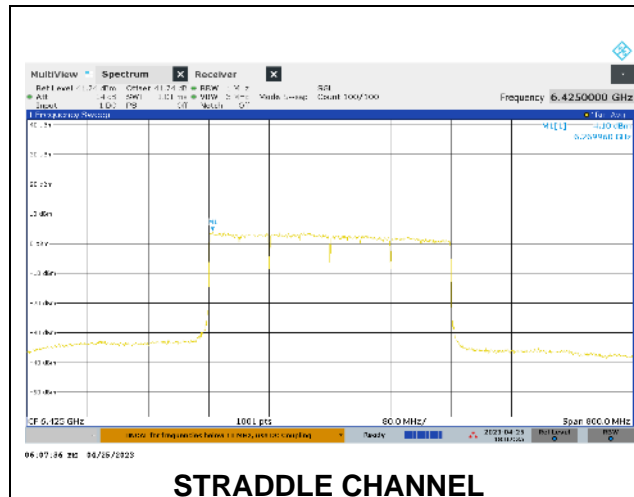
Duty Cycle CF (dB)	0.00	Included in Calculations of Corr'd PSD
---------------------------	------	---

Output Power Results

Channel	Frequency (MHz)	Meas EIRP Power (dBm)	Total Corr'd EIRP (dBm)	Power Limit EIRP (dBm)	Power Margin (dB)
Straddle	6425	28.62	28.62	30.00	-1.38

PSD Results

Channel	Frequency (MHz)	Meas EIRP PSD (dBm)	Total Corr'd PSD (dBm)	PSD Limit EIRP (dBm)	PSD Margin (dB)
Straddle	6425	4.10	4.10	5.00	-0.90



4TX Antenna 5 + Antenna 8 + Antenna 3 + Antenna 10 CDD OFDMA MODE: 4x 996-Tones, Index S69

Test Engineer:	CW 27056
Test Date:	2023-04-18

(NOTE: **POWER** and **PSD** were tested by radiated method)

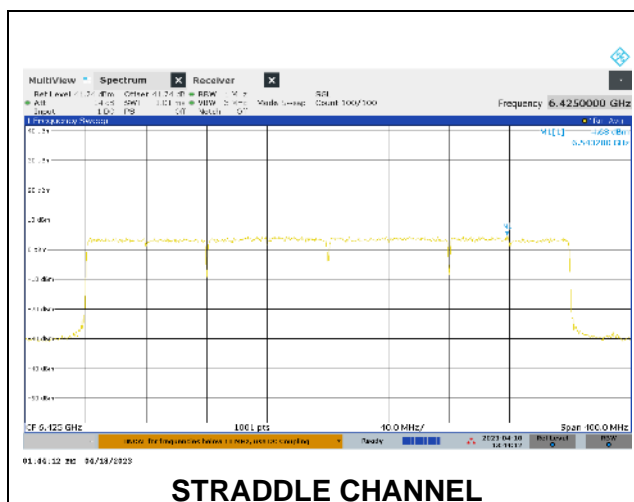
Duty Cycle CF (dB)	0.00	Included in Calculations of Corr'd PSD
---------------------------	------	---

Output Power Results

Channel	Frequency (MHz)	Meas EIRP Power (dBm)	Total Corr'd EIRP (dBm)	Power Limit EIRP (dBm)	Power Margin (dB)
Straddle	6425	23.91	23.91	30.00	-6.09

PSD Results

Channel	Frequency (MHz)	Meas EIRP PSD (dBm)	Total Corr'd PSD (dBm)	PSD Limit EIRP (dBm)	PSD Margin (dB)
Straddle	6425	4.68	4.68	5.00	-0.32



9.4.19. 802.11ax HE20 MODE IN THE UNII-7 BAND

1TX Antenna 5 OFDMA MODE: 242-Tones, RU Index 61

Test Engineer:	CW 20756
Test Date:	2023-04-26

(NOTE: **POWER** and **PSD** were tested by radiated method)

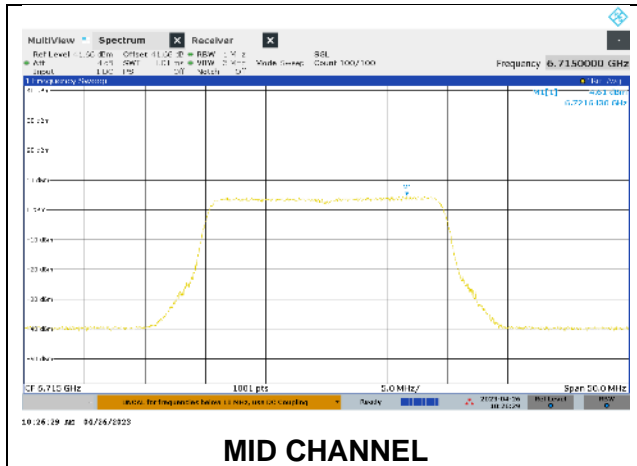
Duty Cycle CF (dB)	0.00	Included in Calculations of Corr'd PSD
---------------------------	------	---

Output Power Results

Channel	Frequency (MHz)	Meas EIRP Power (dBm)	Total Corr'd EIRP (dBm)	Power Limit EIRP (dBm)	Power Margin (dB)
Low	6535	17.08	17.08	30.00	-12.92
Mid	6715	17.42	17.42	30.00	-12.58
Straddle	6875	17.09	17.09	30.00	-12.91

PSD Results

Channel	Frequency (MHz)	Meas EIRP PSD (dBm)	Total Corr'd PSD (dBm)	PSD Limit EIRP (dBm)	PSD Margin (dB)
Low	6535	4.76	4.76	5.00	-0.24
Mid	6715	4.61	4.61	5.00	-0.39
Staddle	6875	4.68	4.68	5.00	-0.32



2TX Antenna 5 + Antenna 8 CDD OFDMA MODE: 242-Tones, RU Index 61

Test Engineer:	CW 20756
Test Date:	2023-04-21

(NOTE: **POWER** and **PSD** were tested by radiated method)

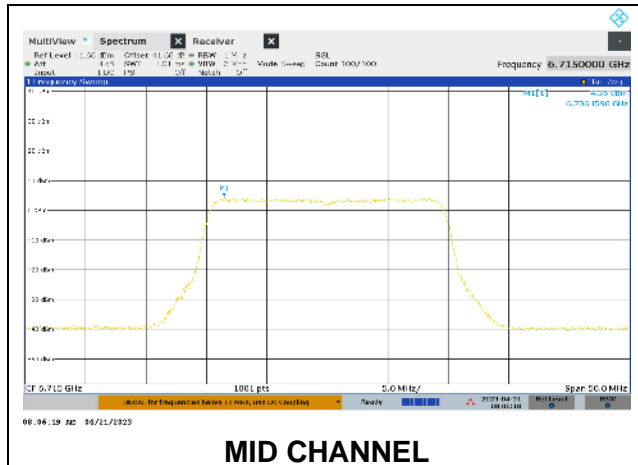
Duty Cycle CF (dB)	0.00	Included in Calculations of Corr'd PSD
---------------------------	------	---

Output Power Results

Channel	Frequency (MHz)	Meas EIRP Power (dBm)	Total Corr'd EIRP (dBm)	Power Limit EIRP (dBm)	Power Margin (dB)
Low	6535	16.61	16.61	30.00	-13.39
Mid	6715	16.85	16.85	30.00	-13.15
Straddle	6875	17.04	17.04	30.00	-12.96

PSD Results

Channel	Frequency (MHz)	Meas EIRP PSD (dBm)	Total Corr'd PSD (dBm)	PSD Limit EIRP (dBm)	PSD Margin (dB)
Low	6535	4.21	4.21	5.00	-0.79
Mid	6715	4.35	4.35	5.00	-0.65
Staddle	6875	4.65	4.65	5.00	-0.35



4TX Antenna 5 + Antenna 8 + Antenna 3 + Antenna 10 CDD OFDMA MODE: 242-Tones, RU Index 61

Test Engineer:	CW 20756
Test Date:	2023-04-19

(NOTE: POWER and PSD were tested by radiated method)

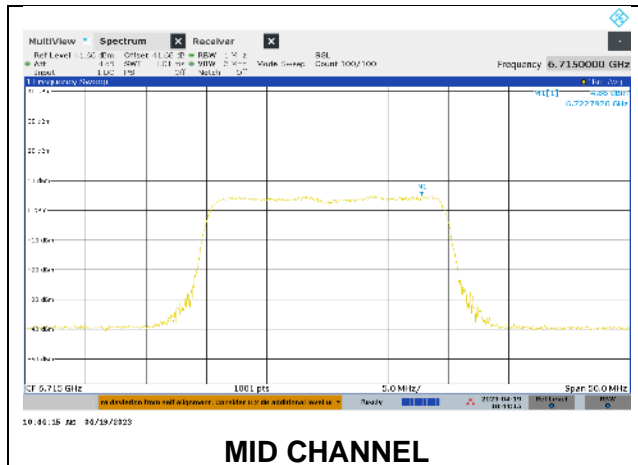
Duty Cycle CF (dB)	0.00	Included in Calculations of Corr'd PSD
---------------------------	------	---

Output Power Results

Channel	Frequency (MHz)	Meas EIRP Power (dBm)	Total Corr'd EIRP (dBm)	Power Limit EIRP (dBm)	Power Margin (dB)
Low	6535	17.65	17.65	30.00	-12.35
Mid	6715	16.88	16.88	30.00	-13.12
Straddle	6875	16.78	16.78	30.00	-13.22

PSD Results

Channel	Frequency (MHz)	Meas EIRP PSD (dBm)	Total Corr'd PSD (dBm)	PSD Limit EIRP (dBm)	PSD Margin (dB)
Low	6535	4.80	4.80	5.00	-0.20
Mid	6715	4.86	4.86	5.00	-0.14
Staddle	6875	4.76	4.76	5.00	-0.24



9.4.20. 802.11be EHT20 MODE IN THE UNII-7 BAND

1TX Antenna 5 OFDMA MODE: 242-Tones, RU Index 61

Test Engineer:	CW 20756
Test Date:	2023-04-26

(NOTE: POWER and PSD were tested by radiated method)

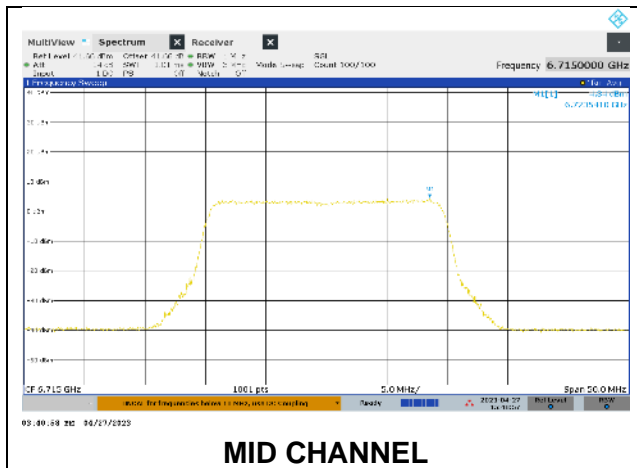
Duty Cycle CF (dB)	0.00	Included in Calculations of Corr'd PSD
---------------------------	------	---

Output Power Results

Channel	Frequency (MHz)	Meas EIRP Power (dBm)	Total Corr'd EIRP (dBm)	Power Limit EIRP (dBm)	Power Margin (dB)
Low	6535	16.84	16.84	30.00	-13.16
Mid	6715	16.43	16.43	30.00	-13.57
Straddle	6875	16.38	16.38	30.00	-13.62

PSD Results

Channel	Frequency (MHz)	Meas EIRP PSD (dBm)	Total Corr'd PSD (dBm)	PSD Limit EIRP (dBm)	PSD Margin (dB)
Low	6535	4.53	4.53	5.00	-0.47
Mid	6715	4.34	4.34	5.00	-0.66
Staddle	6875	4.14	4.14	5.00	-0.86



2TX Antenna 5 + Antenna 8 CDD OFDMA MODE: 242-Tones, RU Index 61

Test Engineer:	CW 20756
Test Date:	2023-04-24

(NOTE: **POWER** and **PSD** were tested by radiated method)

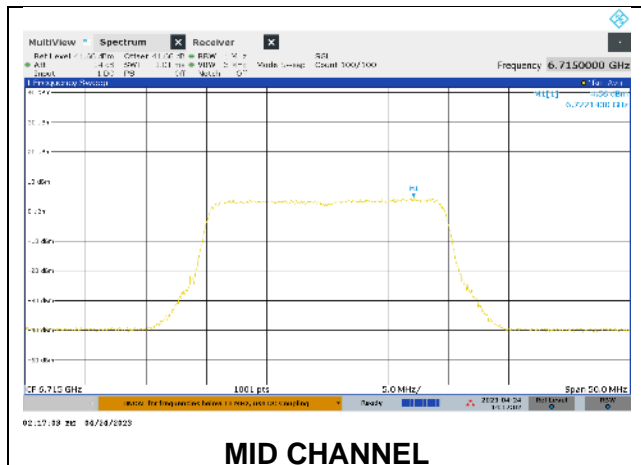
Duty Cycle CF (dB)	0.00	Included in Calculations of Corr'd PSD
---------------------------	------	---

Output Power Results

Channel	Frequency (MHz)	Meas EIRP Power (dBm)	Total Corr'd EIRP (dBm)	Power Limit EIRP (dBm)	Power Margin (dB)
Low	6535	17.27	17.27	30.00	-12.73
Mid	6715	17.19	17.19	30.00	-12.81
Straddle	6875	17.37	17.37	30.00	-12.63

PSD Results

Channel	Frequency (MHz)	Meas EIRP PSD (dBm)	Total Corr'd PSD (dBm)	PSD Limit EIRP (dBm)	PSD Margin (dB)
Low	6535	4.75	4.75	5.00	-0.25
Mid	6715	4.56	4.56	5.00	-0.44
Staddle	6875	4.66	4.66	5.00	-0.34



4TX Antenna 5 + Antenna 8 + Antenna 3 + Antenna 10 CDD OFDMA MODE: 242-Tones, RU Index 61

Test Engineer:	CW 20756
Test Date:	2023-04-17

(NOTE: POWER and PSD were tested by radiated method)

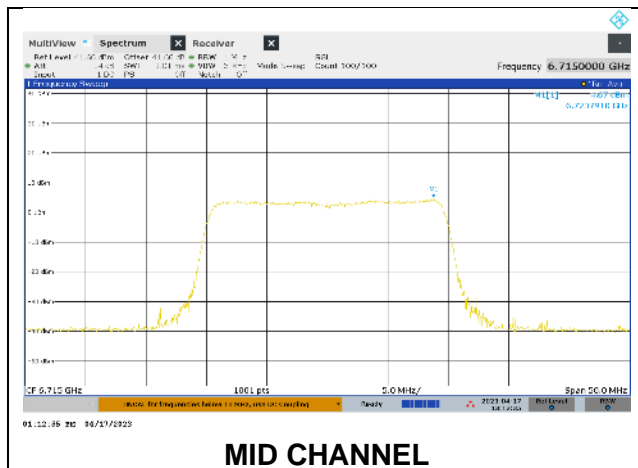
Duty Cycle CF (dB)	0.00	Included in Calculations of Corr'd PSD
---------------------------	------	---

Output Power Results

Channel	Frequency (MHz)	Meas EIRP Power (dBm)	Total Corr'd EIRP (dBm)	Power Limit EIRP (dBm)	Power Margin (dB)
Low	6535	17.29	17.29	30.00	-12.71
Mid	6715	17.35	17.35	30.00	-12.65
Straddle	6875	17.36	17.36	30.00	-12.64

PSD Results

Channel	Frequency (MHz)	Meas EIRP PSD (dBm)	Total Corr'd PSD (dBm)	PSD Limit EIRP (dBm)	PSD Margin (dB)
Low	6535	4.83	4.83	5.00	-0.17
Mid	6715	4.67	4.67	5.00	-0.33
Staddle	6875	4.67	4.67	5.00	-0.33



9.4.21. 802.11ax HE40 MODE IN THE UNII-7 BAND

1TX Antenna 5 OFDMA MODE: 484-Tones, RU Index 65

Test Engineer:	CW 20756
Test Date:	2023-04-26

(NOTE: POWER and PSD were tested by radiated method)

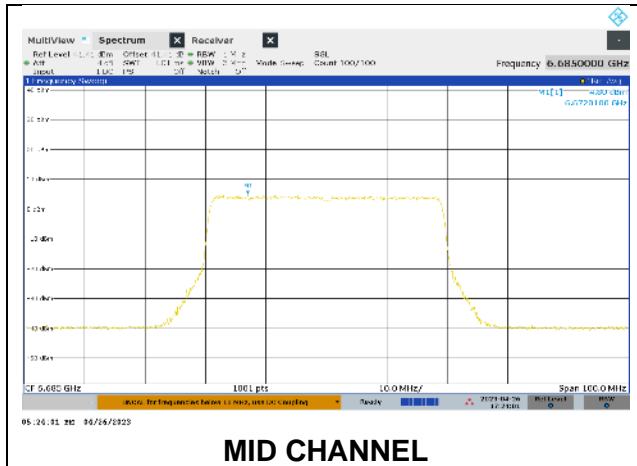
Duty Cycle CF (dB)	0.00	Included in Calculations of Corr'd PSD
--------------------	------	--

Output Power Results

Channel	Frequency (MHz)	Meas EIRP Power (dBm)	Total Corr'd EIRP (dBm)	Power Limit EIRP (dBm)	Power Margin (dB)
Low	6565	19.55	19.55	30.00	-10.45
Mid	6685	19.98	19.98	30.00	-10.02
High	6845	19.21	19.21	30.00	-10.79

PSD Results

Channel	Frequency (MHz)	Meas EIRP PSD (dBm)	Total Corr'd PSD (dBm)	PSD Limit EIRP (dBm)	PSD Margin (dB)
Low	6565	4.22	4.22	5.00	-0.78
Mid	6685	4.80	4.80	5.00	-0.20
High	6845	4.22	4.22	5.00	-0.78



2TX Antenna 5 + Antenna 8 CDD OFDMA MODE: 484-Tones, RU Index 65

Test Engineer:	CW 20756
Test Date:	2023-04-21

(NOTE: **POWER** and **PSD** were tested by radiated method)

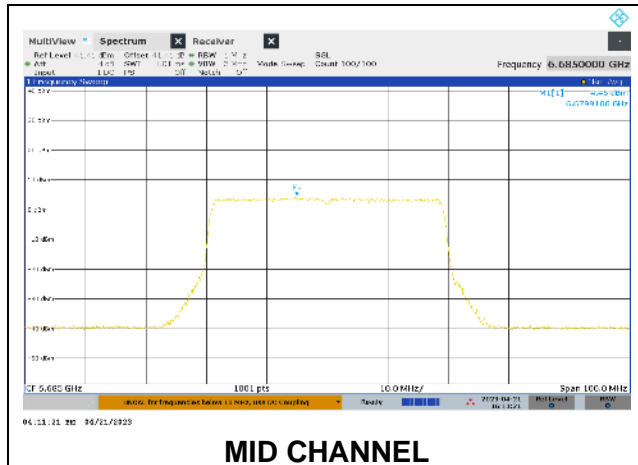
Duty Cycle CF (dB)	0.00	Included in Calculations of Corr'd SD
---------------------------	------	--

Output Power Results

Channel	Frequency (MHz)	Meas EIRP Power (dBm)	Total Corr'd EIRP (dBm)	Power Limit EIRP (dBm)	Power Margin (dB)
Low	6565	19.64	19.64	30.00	-10.36
Mid	6685	19.85	19.85	30.00	-10.15
High	6845	19.16	19.16	30.00	-10.84

PSD Results

Channel	Frequency (MHz)	Meas EIRP PSD (dBm)	Total Corr'd PSD (dBm)	PSD Limit EIRP (dBm)	PSD Margin (dB)
Low	6565	4.58	4.58	5.00	-0.42
Mid	6685	4.45	4.45	5.00	-0.55
High	6845	4.40	4.40	5.00	-0.60



4TX Antenna 5 + Antenna 8 + Antenna 3 + Antenna 10 CDD OFDMA MODE: 484-Tones, RU Index 65

Test Engineer:	SI 23522
Test Date:	2023-04-19

(NOTE: POWER and PSD were tested by radiated method)

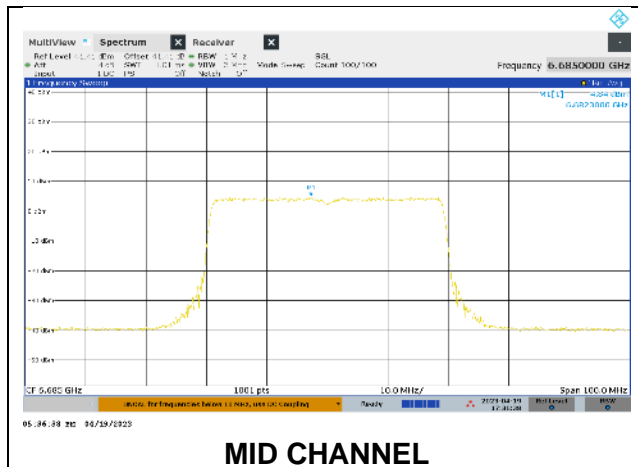
Duty Cycle CF (dB)	0.00	Included in Calculations of Corr'd PSD
---------------------------	------	---

Output Power Results

Channel	Frequency (MHz)	Meas EIRP Power (dBm)	Total Corr'd EIRP (dBm)	Power Limit EIRP (dBm)	Power Margin (dB)
Low	6565	19.70	19.70	30.00	-10.30
Mid	6685	19.91	19.91	30.00	-10.09
High	6845	20.46	20.46	30.00	-9.54

PSD Results

Channel	Frequency (MHz)	Meas EIRP PSD (dBm)	Total Corr'd PSD (dBm)	PSD Limit EIRP (dBm)	PSD Margin (dB)
Low	6565	4.79	4.79	5.00	-0.21
Mid	6685	4.84	4.84	5.00	-0.16
High	6845	4.74	4.74	5.00	-0.26



9.4.22. 802.11be EHT40 MODE IN THE UNII-7 BAND

1TX Antenna 5 OFDMA MODE: 484-Tones, RU Index 65

Test Engineer:	23522 SI
Test Date:	2023-04-27

(NOTE: POWER and PSD were tested by radiated method)

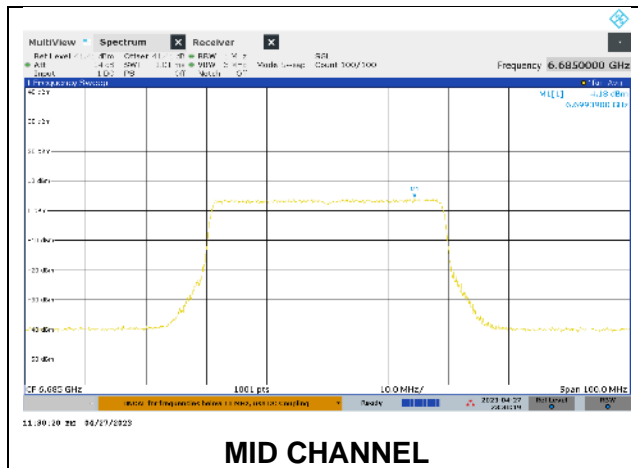
Duty Cycle CF (dB)	0.00	Included in Calculations of Corr'd PSD
--------------------	------	--

Output Power Results

Channel	Frequency (MHz)	Meas EIRP Power (dBm)	Total Corr'd EIRP (dBm)	Power Limit EIRP (dBm)	Power Margin (dB)
Low	6565	19.75	19.75	30.00	-10.25
Mid	6685	19.32	19.32	30.00	-10.68
High	6845	19.65	19.65	30.00	-10.35

PSD Results

Channel	Frequency (MHz)	Meas EIRP PSD (dBm)	Total Corr'd PSD (dBm)	PSD Limit EIRP (dBm)	PSD Margin (dB)
Low	6565	4.67	4.67	5.00	-0.33
Mid	6685	4.18	4.18	5.00	-0.82
High	6845	4.66	4.66	5.00	-0.34



2TX Antenna 5 + Antenna 8 CDD OFDMA MODE: 484-Tones, RU Index 65

Test Engineer:	CW 20756
Test Date:	2023-04-24

(NOTE: **POWER** and **PSD** were tested by radiated method)

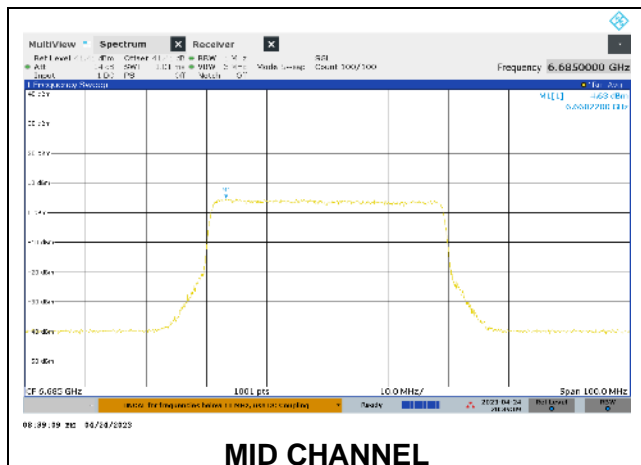
Duty Cycle CF (dB)	0.00	Included in Calculations of Corr'd PSD
---------------------------	------	---

Output Power Results

Channel	Frequency (MHz)	Meas EIRP Power (dBm)	Total Corr'd EIRP (dBm)	Power Limit EIRP (dBm)	Power Margin (dB)
Low	6565	19.81	19.81	30.00	-10.19
Mid	6685	19.60	19.60	30.00	-10.40
High	6845	19.30	19.30	30.00	-10.70

PSD Results

Channel	Frequency (MHz)	Meas EIRP PSD (dBm)	Total Corr'd PSD (dBm)	PSD Limit EIRP (dBm)	PSD Margin (dB)
Low	6565	4.39	4.39	5.00	-0.61
Mid	6685	4.63	4.63	5.00	-0.37
High	6845	4.33	4.33	5.00	-0.67



4TX Antenna 5 + Antenna 8 + Antenna 3 + Antenna 10 CDD OFDMA MODE: 484-Tones, RU Index 65

Test Engineer:	SI 23522
Test Date:	2023-04-19

(NOTE: POWER and PSD were tested by radiated method)

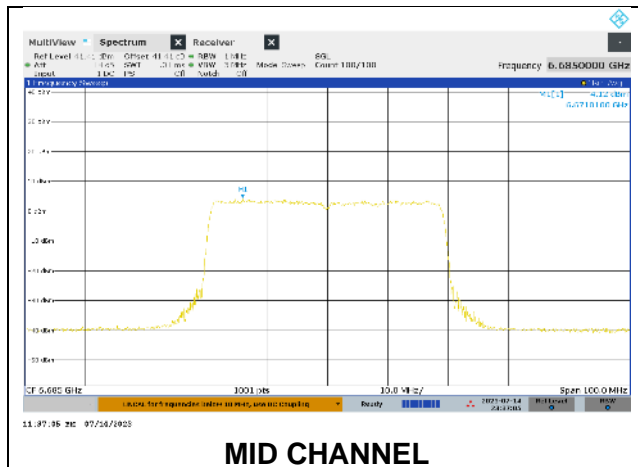
Duty Cycle CF (dB)	0.00	Included in Calculations of Corr'd PSD
---------------------------	------	---

Output Power Results

Channel	Frequency (MHz)	Meas EIRP Power (dBm)	Total Corr'd EIRP (dBm)	Power Limit EIRP (dBm)	Power Margin (dB)
Low	6565	19.89	19.89	30.00	-10.11
Mid	6685	18.82	18.82	30.00	-11.18
High	6845	19.71	19.71	30.00	-10.29

PSD Results

Channel	Frequency (MHz)	Meas EIRP PSD (dBm)	Total Corr'd PSD (dBm)	PSD Limit EIRP (dBm)	PSD Margin (dB)
Low	6565	4.69	4.69	5.00	-0.31
Mid	6685	4.12	4.12	5.00	-0.88
High	6845	4.54	4.54	5.00	-0.46



9.4.23. 802.11ax HE80 MODE IN THE UNII-7 BAND

1TX Antenna 5 OFDMA MODE: 996-Tones, RU Index 67

Test Engineer:	CW 20756
Test Date:	2023-04-26

(NOTE: POWER and PSD were tested by radiated method)

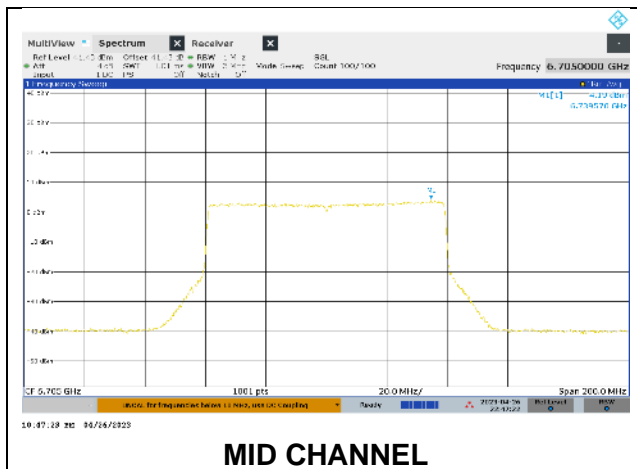
Duty Cycle CF (dB)	0.00	Included in Calculations of Corr'd PSD
---------------------------	------	---

Output Power Results

Channel	Frequency (MHz)	Meas EIRP Power (dBm)	Total Corr'd EIRP (dBm)	Power Limit EIRP (dBm)	Power Margin (dB)
Low Straddle	6545	22.83	22.83	30.00	-7.17
Mid	6705	22.59	22.59	30.00	-7.41
High Straddle	6865	23.71	23.71	30.00	-6.29

PSD Results

Channel	Frequency (MHz)	Meas EIRP PSD (dBm)	Total Corr'd PSD (dBm)	PSD Limit EIRP (dBm)	PSD Margin (dB)
Low Straddle	6545	4.28	4.28	5.00	-0.72
Mid	6705	4.19	4.19	5.00	-0.81
High Straddle	6865	4.65	4.65	5.00	-0.35



2TX Antenna 5 + Antenna 8 CDD OFDMA MODE: 996-Tones, RU Index 67

Test Engineer:	SI 23522
Test Date:	2023-04-21

(NOTE: **POWER** and **PSD** were tested by radiated method)

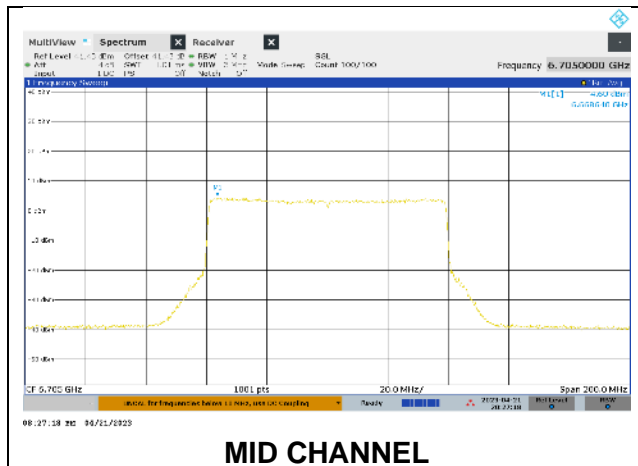
Duty Cycle CF (dB)	0.00	Included in Calculations of Corr'd PSD
---------------------------	------	---

Output Power Results

Channel	Frequency (MHz)	Meas EIRP Power (dBm)	Total Corr'd EIRP (dBm)	Power Limit EIRP (dBm)	Power Margin (dB)
Low Straddle	6545	23.18	23.18	30.00	-6.82
Mid	6705	23.64	23.64	30.00	-6.36
High Straddle	6865	23.54	23.54	30.00	-6.46

PSD Results

Channel	Frequency (MHz)	Meas EIRP PSD (dBm)	Total Corr'd PSD (dBm)	PSD Limit EIRP (dBm)	PSD Margin (dB)
Low Straddle	6545	4.23	4.23	5.00	-0.77
Mid	6705	4.60	4.60	5.00	-0.40
High Straddle	6865	4.38	4.38	5.00	-0.62



4TX Antenna 5 + Antenna 8 + Antenna 3 + Antenna 10 CDD OFDMA MODE: 996-Tones, RU Index 67

Test Engineer:	CW 20756
Test Date:	2023-04-21

(NOTE: POWER and PSD were tested by radiated method)

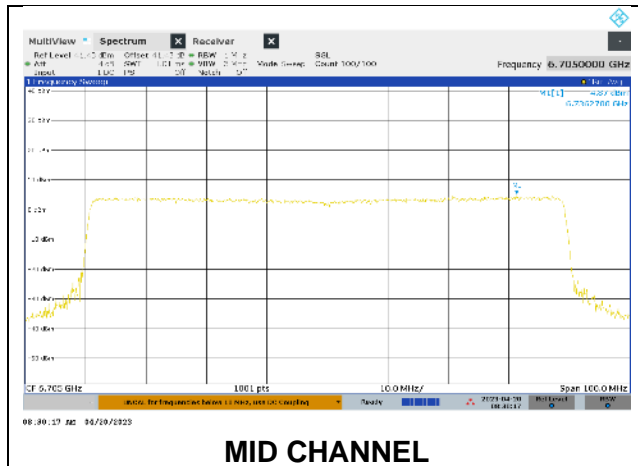
Duty Cycle CF (dB)	0.00	Included in Calculations of Corr'd PSD
---------------------------	------	---

Output Power Results

Channel	Frequency (MHz)	Meas EIRP Power (dBm)	Total Corr'd EIRP (dBm)	Power Limit EIRP (dBm)	Power Margin (dB)
Low Straddle	6545	23.82	23.82	30.00	-6.18
Mid	6705	23.70	23.70	30.00	-6.30
High Straddle	6865	23.93	23.93	30.00	-6.07

PSD Results

Channel	Frequency (MHz)	Meas EIRP PSD (dBm)	Total Corr'd PSD (dBm)	PSD Limit EIRP (dBm)	PSD Margin (dB)
Low Straddle	6545	4.80	4.80	5.00	-0.20
Mid	6705	4.87	4.87	5.00	-0.13
High Straddle	6865	4.67	4.67	5.00	-0.33



9.4.24. 802.11be EHT80 MODE IN THE UNII-7 BAND

1TX Antenna 5 OFDMA MODE: 996-Tones, RU Index 67

Test Engineer:	CW 20756
Test Date:	2023-05-01

(NOTE: POWER and PSD were tested by radiated method)

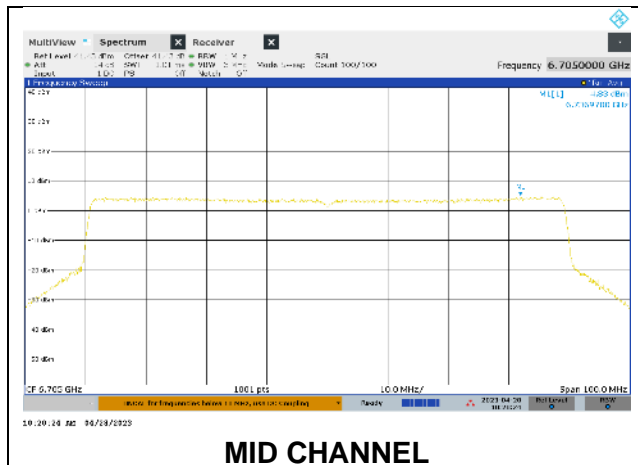
Duty Cycle CF (dB)	0.00	Included in Calculations of Corr'd PSD
---------------------------	------	---

Output Power Results

Channel	Frequency (MHz)	Meas EIRP Power (dBm)	Total Corr'd EIRP (dBm)	Power Limit EIRP (dBm)	Power Margin (dB)
Low Straddle	6545	23.77	23.77	30.00	-6.23
Mid	6705	23.31	23.31	30.00	-6.69
High Straddle	6865	23.93	23.93	30.00	-6.07

PSD Results

Channel	Frequency (MHz)	Meas EIRP PSD (dBm)	Total Corr'd PSD (dBm)	PSD Limit EIRP (dBm)	PSD Margin (dB)
Low Straddle	6545	4.77	4.77	5.00	-0.23
Mid	6705	4.83	4.83	5.00	-0.17
High Straddle	6865	4.72	4.72	5.00	-0.28



2TX Antenna 5 + Antenna 8 CDD OFDMA MODE: 996-Tones, RU Index 67

Test Engineer:	SI 23522
Test Date:	2023-04-25

(NOTE: **POWER** and **PSD** were tested by radiated method)

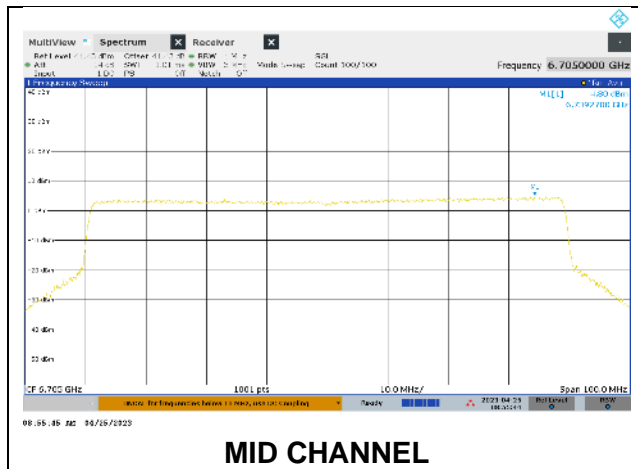
Duty Cycle CF (dB)	0.00	Included in Calculations of Corr'd PSD
---------------------------	------	---

Output Power Results

Channel	Frequency (MHz)	Meas EIRP Power (dBm)	Total Corr'd EIRP (dBm)	Power Limit EIRP (dBm)	Power Margin (dB)
Low Straddle	6545	23.77	23.77	30.00	-6.23
Mid	6705	23.52	23.52	30.00	-6.48
High Straddle	6865	23.88	23.88	30.00	-6.12

PSD Results

Channel	Frequency (MHz)	Meas EIRP PSD (dBm)	Total Corr'd PSD (dBm)	PSD Limit EIRP (dBm)	PSD Margin (dB)
Low Straddle	6545	4.78	4.78	5.00	-0.22
Mid	6705	4.80	4.80	5.00	-0.20
High Straddle	6865	4.66	4.66	5.00	-0.34



4TX Antenna 5 + Antenna 8 + Antenna 3 + Antenna 10 CDD OFDMA MODE: 996-Tones, RU Index 67

Test Engineer:	CW 20756
Test Date:	2023-04-21

(NOTE: POWER and PSD were tested by radiated method)

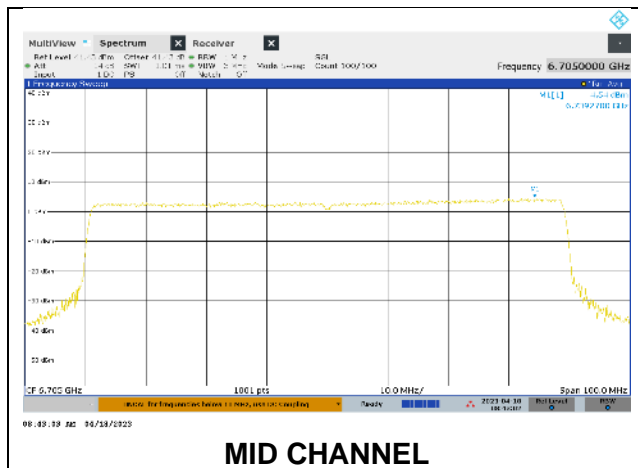
Duty Cycle CF (dB)	0.00	Included in Calculations of Corr'd PSD
---------------------------	------	---

Output Power Results

Channel	Frequency (MHz)	Meas EIRP Power (dBm)	Total Corr'd EIRP (dBm)	Power Limit EIRP (dBm)	Power Margin (dB)
Low Straddle	6545	23.24	23.24	30.00	-6.76
Mid	6705	22.67	22.67	30.00	-7.33
High Straddle	6865	23.71	23.71	30.00	-6.29

PSD Results

Channel	Frequency (MHz)	Meas EIRP PSD (dBm)	Total Corr'd PSD (dBm)	PSD Limit EIRP (dBm)	PSD Margin (dB)
Low Straddle	6545	4.53	4.53	5.00	-0.47
Mid	6705	4.54	4.54	5.00	-0.46
High Straddle	6865	4.55	4.55	5.00	-0.45



9.4.25. 802.11ax HE160 MODE IN THE UNII-7 BAND

1TX Antenna 5 OFDMA MODE: 2x 996-Tones, Index S68

Test Engineer:	CW 20756
Test Date:	2023-04-27

(NOTE: POWER and PSD were tested by radiated method)

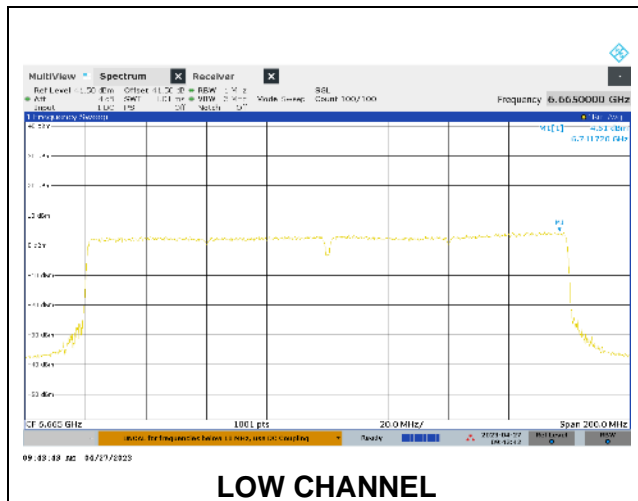
Duty Cycle CF (dB)	0.00	Included in Calculations of Corr'd PSD
--------------------	------	--

Output Power Results

Channel	Frequency (MHz)	Meas EIRP Power (dBm)	Total Corr'd EIRP (dBm)	Power Limit EIRP (dBm)	Power Margin (dB)
Low	6665	25.90	25.90	30.00	-4.10
Straddle	6825	26.26	26.26	30.00	-3.74

PSD Results

Channel	Frequency (MHz)	Meas EIRP PSD (dBm)	Total Corr'd PSD (dBm)	PSD Limit EIRP (dBm)	PSD Margin (dB)
Low	6665	4.51	4.51	5.00	-0.49
Straddle	6825	4.64	4.64	5.00	-0.36



2TX Antenna 5 + Antenna 8 CDD OFDMA MODE: 2x 996-Tones, Index S68

Test Engineer:	CW 20756
Test Date:	2023-04-24

(NOTE: **POWER** and **PSD** were tested by radiated method)

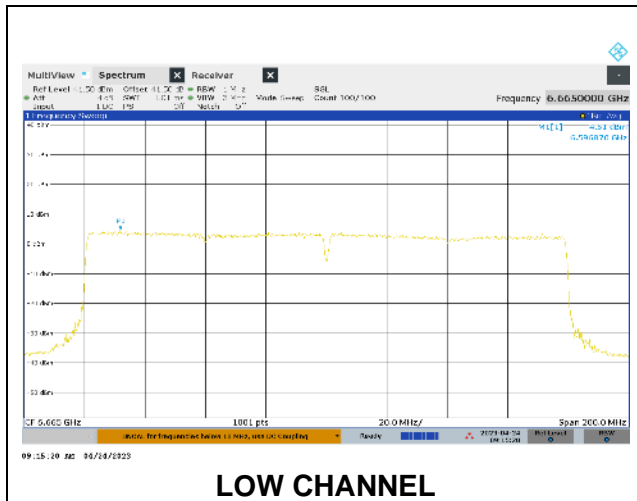
Duty Cycle CF (dB)	0.00	Included in Calculations of Corr'd PSD
---------------------------	------	---

Output Power Results

Channel	Frequency (MHz)	Meas EIRP Power (dBm)	Total Corr'd EIRP (dBm)	Power Limit EIRP (dBm)	Power Margin (dB)
Low	6665	26.06	26.06	30.00	-3.94
Straddle	6825	26.37	26.37	30.00	-3.63

PSD Results

Channel	Frequency (MHz)	Meas EIRP PSD (dBm)	Total Corr'd PSD (dBm)	PSD Limit EIRP (dBm)	PSD Margin (dB)
Low	6665	4.51	4.51	5.00	-0.49
Straddle	6825	4.55	4.55	5.00	-0.45



4TX Antenna 5 + Antenna 8 + Antenna 3 + Antenna 10 CDD OFDMA MODE: 2x 996-Tones, Index S68

Test Engineer:	CW 20756
Test Date:	2023-04-20

(NOTE: **POWER** and **PSD** were tested by radiated method)

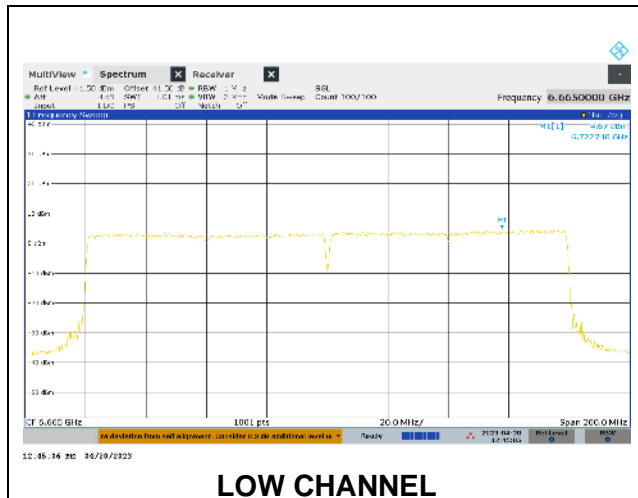
Duty Cycle CF (dB)	0.00	Included in Calculations of Corr'd PSD
---------------------------	------	---

Output Power Results

Channel	Frequency (MHz)	Meas EIRP Power (dBm)	Total Corr'd EIRP (dBm)	Power Limit EIRP (dBm)	Power Margin (dB)
Low	6665	26.38	26.38	30.00	-3.62
Straddle	6825	26.80	26.80	30.00	-3.20

PSD Results

Channel	Frequency (MHz)	Meas EIRP PSD (dBm)	Total Corr'd PSD (dBm)	PSD Limit EIRP (dBm)	PSD Margin (dB)
Low	6665	4.67	4.67	5.00	-0.33
Straddle	6825	4.75	4.75	5.00	-0.25



9.4.26. 802.11be EHT160 MODE 4TX IN THE UNII-7 BAND

1TX Antenna 5 OFDMA MODE: 2x 996-Tones, Index S68

Test Engineer:	CW 20756
Test Date:	2023-04-28

(NOTE: POWER and PSD were tested by radiated method)

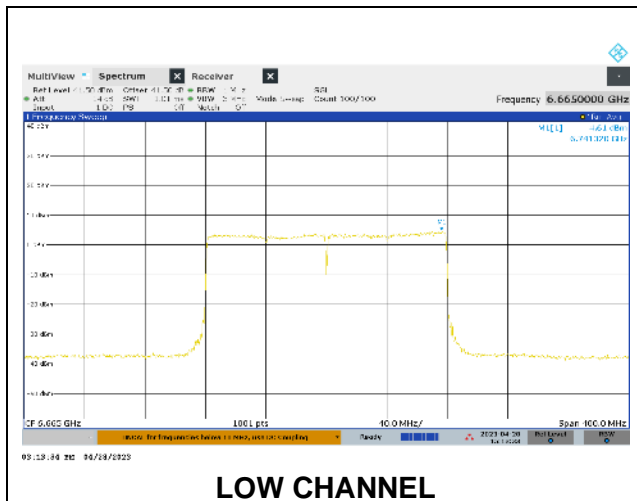
Duty Cycle CF (dB)	0.00	Included in Calculations of Corr'd PSD
--------------------	------	--

Output Power Results

Channel	Frequency (MHz)	Meas EIRP Power (dBm)	Total Corr'd EIRP (dBm)	Power Limit EIRP (dBm)	Power Margin (dB)
Low	6665	26.43	26.43	30.00	-3.57
Straddle	6825	26.48	26.48	30.00	-3.52

PSD Results

Channel	Frequency (MHz)	Meas EIRP PSD (dBm)	Total Corr'd PSD (dBm)	PSD Limit EIRP (dBm)	PSD Margin (dB)
Low	6665	4.61	4.61	5.00	-0.39
Straddle	6825	4.60	4.60	5.00	-0.40



2TX Antenna 5 + Antenna 8 CDD OFDMA MODE: 2x 996-Tones, Index S68

Test Engineer:	CW 20756
Test Date:	2023-04-25

(NOTE: **POWER** and **PSD** were tested by radiated method)

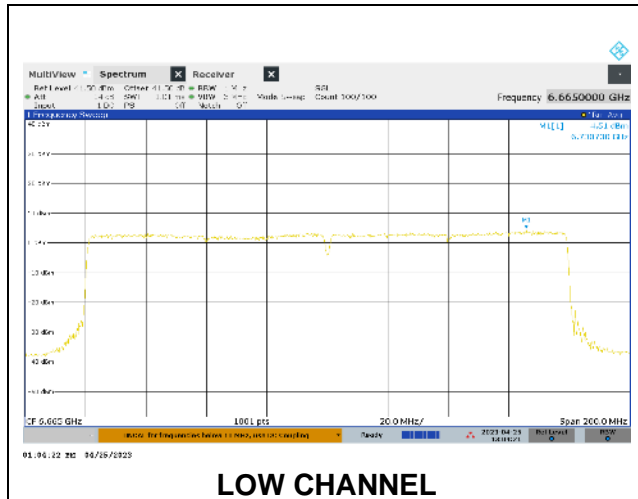
Duty Cycle CF (dB)	0.00	Included in Calculations of Corr'd PSD
---------------------------	------	---

Output Power Results

Channel	Frequency (MHz)	Meas EIRP Power (dBm)	Total Corr'd EIRP (dBm)	Power Limit EIRP (dBm)	Power Margin (dB)
Low	6665	25.80	25.80	30.00	-4.20
Straddle	6825	25.96	25.96	30.00	-4.04

PSD Results

Channel	Frequency (MHz)	Meas EIRP PSD (dBm)	Total Corr'd PSD (dBm)	PSD Limit EIRP (dBm)	PSD Margin (dB)
Low	6665	4.51	4.51	5.00	-0.49
Straddle	6825	4.59	4.59	5.00	-0.41



4TX Antenna 5 + Antenna 8 + Antenna 3 + Antenna 10 CDD OFDMA MODE: 2x 996-Tones, Index S68

Test Engineer:	CW 20756
Test Date:	2023-04-21

(NOTE: POWER and PSD were tested by radiated method)

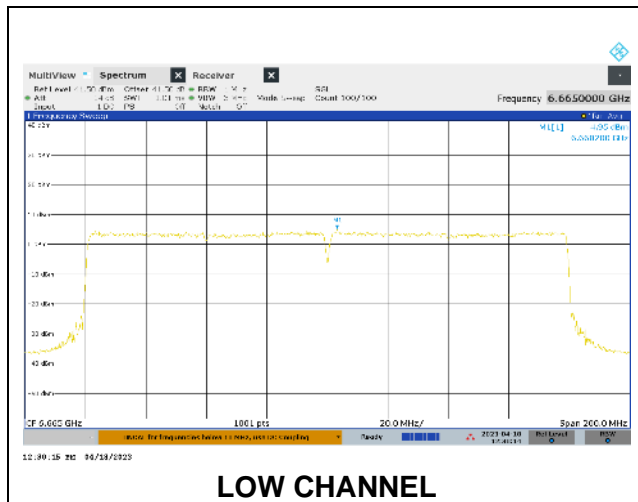
Duty Cycle CF (dB)	0.00	Included in Calculations of Corr'd PSD
---------------------------	------	---

Output Power Results

Channel	Frequency (MHz)	Meas EIRP Power (dBm)	Total Corr'd EIRP (dBm)	Power Limit EIRP (dBm)	Power Margin (dB)
Low	6665	23.31	23.31	30.00	-6.69
Straddle	6825	23.42	23.42	30.00	-6.58

PSD Results

Channel	Frequency (MHz)	Meas EIRP PSD (dBm)	Total Corr'd PSD (dBm)	PSD Limit EIRP (dBm)	PSD Margin (dB)
Low	6665	4.95	4.95	5.00	-0.05
Straddle	6825	4.71	4.71	5.00	-0.29



9.4.27. 802.11be EHT320 MODE IN THE UNII-7 BAND

1TX Antenna 5 OFDMA MODE: 4x 996-Tones, Index S69

Test Engineer:	23522 SI
Test Date:	2023-07-25

(NOTE: POWER and PSD were tested by radiated method)

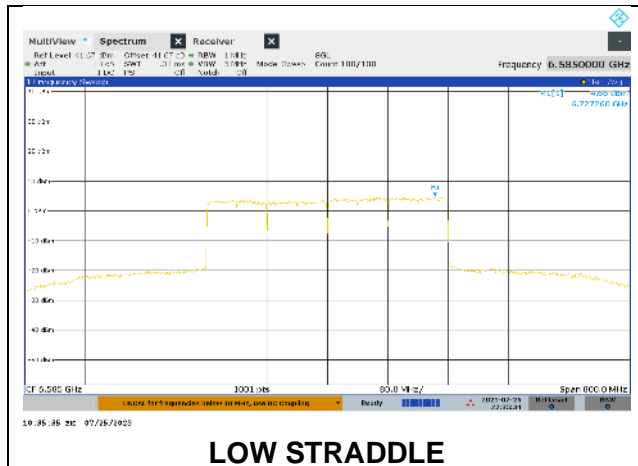
Duty Cycle CF (dB)	0.00	Included in Calculations of Corr'd PSD
--------------------	------	--

Output Power Results

Channel	Frequency (MHz)	Meas EIRP Power (dBm)	Total Corr'd EIRP (dBm)	Power Limit EIRP (dBm)	Power Margin (dB)
Low Straddle	6585	29.51	29.51	30.00	-0.49
High Straddle	6745	29.24	29.24	30.00	-0.76

PSD Results

Channel	Frequency (MHz)	Meas EIRP PSD (dBm)	Total Corr'd PSD (dBm)	PSD Limit EIRP (dBm)	PSD Margin (dB)
Low Straddle	6585	4.66	4.66	5.00	-0.34
High Straddle	6745	4.07	4.07	5.00	-0.93



2TX Antenna 5 + Antenna 8 CDD OFDMA MODE: 4x 996-Tones, Index S69

Test Engineer:	23522 SI
Test Date:	2023-07-26

(NOTE: **POWER** and **PSD** were tested by radiated method)

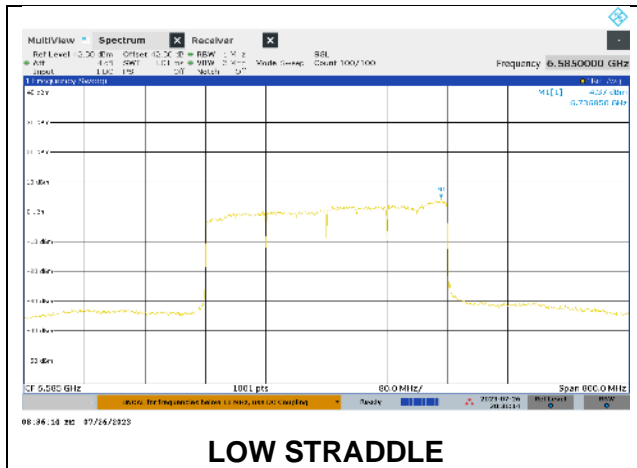
Duty Cycle CF (dB)	0.00	Included in Calculations of Corr'd PSD
---------------------------	------	---

Output Power Results

Channel	Frequency (MHz)	Meas EIRP Power (dBm)	Total Corr'd EIRP (dBm)	Power Limit EIRP (dBm)	Power Margin (dB)
Low Straddle	6585	29.52	29.52	30.00	-0.48
High Straddle	6745	28.56	28.56	30.00	-1.44

PSD Results

Channel	Frequency (MHz)	Meas EIRP PSD (dBm)	Total Corr'd PSD (dBm)	PSD Limit (dBm)	PSD Margin (dB)
Low Straddle	6585	4.37	4.37	5.00	-0.63
High Straddle	6745	4.27	4.27	5.00	-0.73



4TX Antenna 5 + Antenna 8 + Antenna 3 + Antenna 10 CDD OFDMA MODE: 4x 996-Tones, Index S69

Test Engineer:	23522 SI
Test Date:	2023-07-26

(NOTE: **POWER** and **PSD** were tested by radiated method)

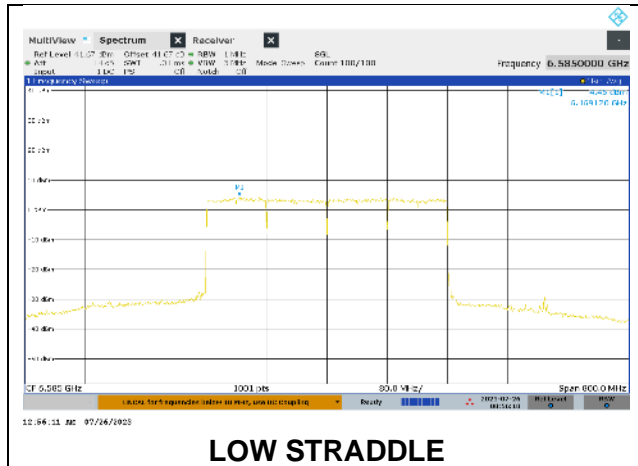
Duty Cycle CF (dB)	0.00	Included in Calculations of Corr'd PSD
---------------------------	------	---

Output Power Results

Channel	Frequency (MHz)	Meas EIRP Power (dBm)	Total Corr'd EIRP (dBm)	Power Limit EIRP (dBm)	Power Margin (dB)
Low Straddle	6585	29.45	29.45	30.00	-0.55
High Straddle	6745	29.36	29.36	30.00	-0.64

PSD Results

Channel	Frequency (MHz)	Meas EIRP PSD (dBm)	Total Corr'd PSD (dBm)	PSD Limit EIRP (dBm)	PSD Margin (dB)
Low Straddle	6585	4.45	4.45	5.00	-0.55
High Straddle	6745	4.55	4.55	5.00	-0.45



9.4.28. 802.11ax HE20 MODE IN THE UNII-8 BAND

1TX Antenna 5 OFDMA MODE: 242-Tones, RU Index 61

Test Engineer:	CW 20756
Test Date:	2023-05-10 to 2023-08-07

(NOTE: POWER and PSD were tested by radiated method)

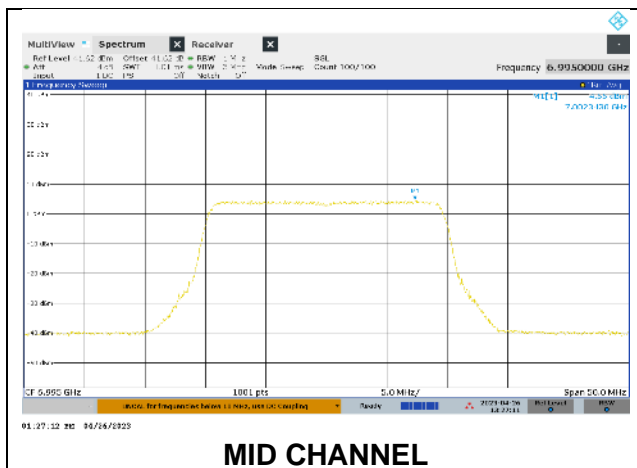
Duty Cycle CF (dB)	0.00	Included in Calculations of Corr'd PSD
--------------------	------	--

Output Power Results

Channel	Frequency (MHz)	Meas EIRP Power (dBm)	Total Corr'd EIRP (dBm)	Power Limit EIRP (dBm)	Power Margin (dB)
Low	6895	17.11	17.11	30.00	-12.89
Mid	6995	17.11	17.11	30.00	-12.89
High	7095	17.18	17.18	30.00	-12.82
High	7115	9.21	9.21	30.00	-20.79

PSD Results

Channel	Frequency (MHz)	Meas EIRP PSD (dBm)	Total Corr'd PSD (dBm)	PSD Limit EIRP (dBm)	PSD Margin (dB)
Low	6895	4.57	4.57	5.00	-0.43
Mid	6995	4.55	4.55	5.00	-0.45
High	7095	4.80	4.80	5.00	-0.20
High	7115	-4.09	-4.09	5.00	-9.09



2TX Antenna 5 + Antenna 8 CDD OFDMA MODE: 242-Tones, RU Index 61

Test Engineer:	CW 20756
Test Date:	2023-04-20 to 2023-08-07

(NOTE: **POWER** and **PSD** were tested by radiated method)

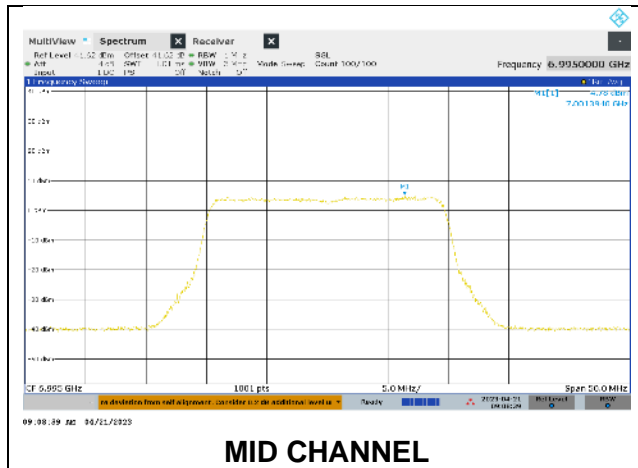
Duty Cycle CF (dB)	0.00	Included in Calculations of Corr'd PSD
---------------------------	------	---

Output Power Results

Channel	Frequency (MHz)	Meas EIRP Power (dBm)	Total Corr'd EIRP (dBm)	Power Limit EIRP (dBm)	Power Margin (dB)
Low	6895	16.73	16.73	30.00	-13.27
Mid	6995	16.93	16.93	30.00	-13.07
High	7095	17.07	17.07	30.00	-12.93
High	7115	10.11	10.11	30.00	-19.89

PSD Results

Channel	Frequency (MHz)	Meas EIRP PSD (dBm)	Total Corr'd PSD (dBm)	PSD Limit EIRP (dBm)	PSD Margin (dB)
Low	6895	4.70	4.70	5.00	-0.30
Mid	6995	4.78	4.78	5.00	-0.22
High	7095	4.71	4.71	5.00	-0.29
High	7115	-2.10	-2.10	5.00	-7.10



4TX Antenna 5 + Antenna 8 + Antenna 3 + Antenna 10 CDD OFDMA MODE: 242-Tones, RU Index 61

Test Engineer:	CW 20756
Test Date:	2023-04-20 to 2023-08-07

(NOTE: **POWER** and **PSD** were tested by radiated method)

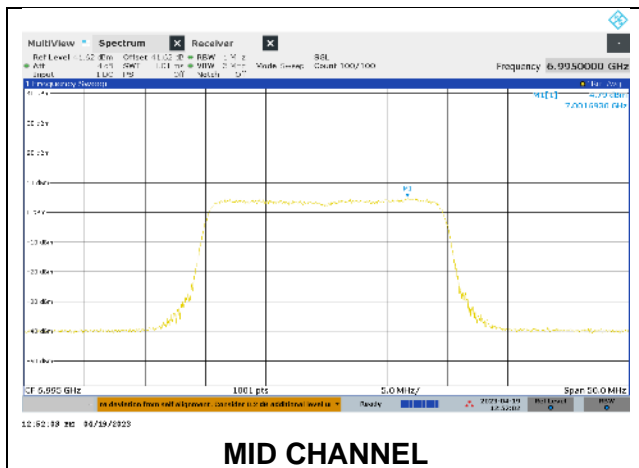
Duty Cycle CF (dB)	0.00	Included in Calculations of Corr'd PSD
---------------------------	------	---

Output Power Results

Channel	Frequency (MHz)	Meas EIRP Power (dBm)	Total Corr'd EIRP (dBm)	Power Limit EIRP (dBm)	Power Margin (dB)
Low	6895	17.33	17.33	30.00	-12.67
Mid	6995	17.00	17.00	30.00	-13.00
High	7095	16.77	16.77	30.00	-13.23
High	7115	13.09	13.09	30.00	-16.91

PSD Results

Channel	Frequency (MHz)	Meas EIRP PSD (dBm)	Total Corr'd PSD (dBm)	PSD Limit EIRP (dBm)	PSD Margin (dB)
Low	6895	4.91	4.91	5.00	-0.09
Mid	6995	4.79	4.79	5.00	-0.21
High	7095	4.63	4.63	5.00	-0.37
High	7115	0.91	0.91	5.00	-4.09



9.4.29. 802.11be EHT20 MODE IN THE UNII-8 BAND

1TX Antenna 5 OFDMA MODE: 242-Tones, RU Index 61

Test Engineer:	CW 20756
Test Date:	2023-05-10 to 2023-08-07

(NOTE: POWER and PSD were tested by radiated method)

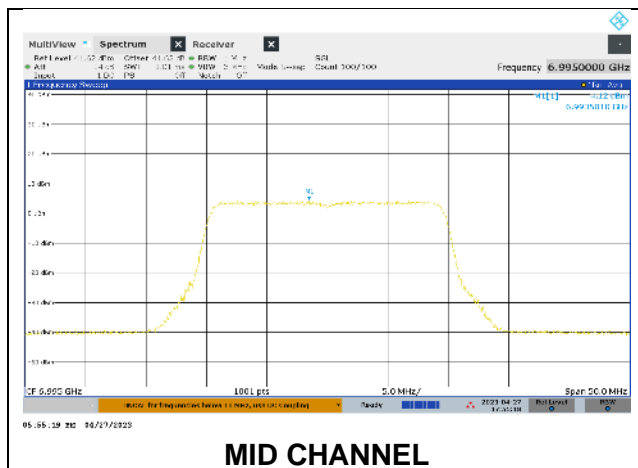
Duty Cycle CF (dB)	0.00	Included in Calculations of Corr'd PSD
--------------------	------	--

Output Power Results

Channel	Frequency (MHz)	Meas EIRP Power (dBm)	Total Corr'd EIRP (dBm)	Power Limit EIRP (dBm)	Power Margin (dB)
Low	6895	16.55	16.55	30.00	-13.45
Mid	6995	16.71	16.71	30.00	-13.29
High	7095	17.39	17.39	30.00	-12.61
High	7115	9.53	9.53	30.00	-20.47

PSD Results

Channel	Frequency (MHz)	Meas EIRP PSD (dBm)	Total Corr'd PSD (dBm)	PSD Limit EIRP (dBm)	PSD Margin (dB)
Low	6895	4.10	4.10	5.00	-0.90
Mid	6995	4.12	4.12	5.00	-0.88
High	7095	4.57	4.57	5.00	-0.43
High	7115	-2.75	-2.75	5.00	-7.75



2TX Antenna 5 + Antenna 8 CDD OFDMA MODE: 242-Tones, RU Index 61

Test Engineer:	CW 20756
Test Date:	2023-04-24 to 2023-08-07

(NOTE: **POWER** and **PSD** were tested by radiated method)

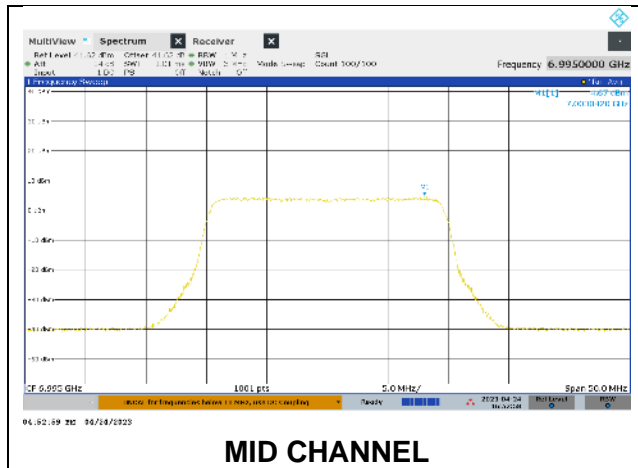
Duty Cycle CF (dB)	0.00	Included in Calculations of Corr'd PSD
---------------------------	------	---

Output Power Results

Channel	Frequency (MHz)	Meas EIRP Power (dBm)	Total Corr'd EIRP (dBm)	Power Limit EIRP (dBm)	Power Margin (dB)
Low	6895	17.66	17.66	30.00	-12.34
Mid	6995	17.08	17.08	30.00	-12.92
High	7095	16.96	16.96	30.00	-13.04
High	7115	9.71	9.71	30.00	-20.29

PSD Results

Channel	Frequency (MHz)	Meas EIRP PSD (dBm)	Total Corr'd PSD (dBm)	PSD Limit EIRP (dBm)	PSD Margin (dB)
Low	6895	4.38	4.38	5.00	-0.62
Mid	6995	4.67	4.67	5.00	-0.33
High	7095	4.70	4.70	5.00	-0.30
High	7115	-2.90	-2.90	5.00	-7.90



4TX Antenna 5 + Antenna 8 + Antenna 3 + Antenna 10 CDD OFDMA MODE: 242-Tones, RU Index 61

Test Engineer:	CW 20756
Test Date:	2023-04-17 to 2023-08-07

(NOTE: POWER and PSD were tested by radiated method)

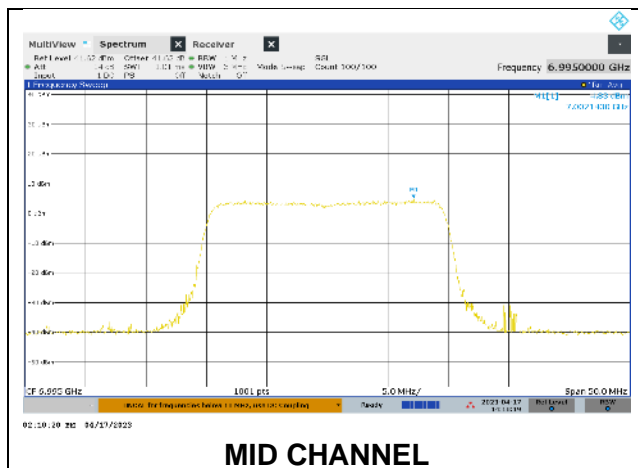
Duty Cycle CF (dB)	0.00	Included in Calculations of Corr'd PSD
---------------------------	------	---

Output Power Results

Channel	Frequency (MHz)	Meas EIRP Power (dBm)	Total Corr'd EIRP (dBm)	Power Limit EIRP (dBm)	Power Margin (dB)
Low	6895	17.07	17.07	30.00	-12.93
Mid	6995	16.67	16.67	30.00	-13.33
High	7095	17.41	17.41	30.00	-12.59
High	7115	11.90	11.90	30.00	-18.10

PSD Results

Channel	Frequency (MHz)	Meas EIRP PSD (dBm)	Total Corr'd PSD (dBm)	PSD Limit EIRP (dBm)	PSD Margin (dB)
Low	6895	4.82	4.82	5.00	-0.18
Mid	6995	4.83	4.83	5.00	-0.17
High	7095	4.82	4.82	5.00	-0.18
High	7115	-0.34	-0.34	5.00	-5.34



9.4.30. 802.11ax HE40 MODE IN THE UNII-8 BAND

1TX Antenna 5 OFDMA MODE: 484-Tones, RU Index 65

Test Engineer:	SI 23522
Test Date:	2023-04-26

(NOTE: POWER and PSD were tested by radiated method)

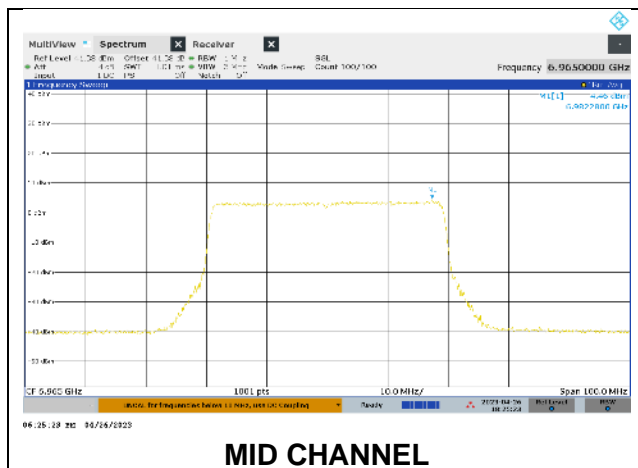
Duty Cycle CF (dB)	0.00	Included in Calculations of Corr'd PSD
--------------------	------	--

Output Power Results

Channel	Frequency (MHz)	Meas EIRP Power (dBm)	Total Corr'd EIRP (dBm)	Power Limit EIRP (dBm)	Power Margin (dB)
Low Straddle	6885	19.61	19.61	30.00	-10.39
Mid	6965	19.15	19.15	30.00	-10.85
High	7085	19.45	19.45	30.00	-10.55

PSD Results

Channel	Frequency (MHz)	Meas EIRP PSD (dBm)	Total Corr'd PSD (dBm)	PSD Limit EIRP (dBm)	PSD Margin (dB)
Low Straddle	6885	4.59	4.59	5.00	-0.41
Mid	6965	4.46	4.46	5.00	-0.54
High	7085	4.46	4.46	5.00	-0.54



2TX Antenna 5 + Antenna 8 CDD OFDMA MODE: 484-Tones, RU Index 65

Test Engineer:	SI 23522
Test Date:	2023-04-21

(NOTE: **POWER** and **PSD** were tested by radiated method)

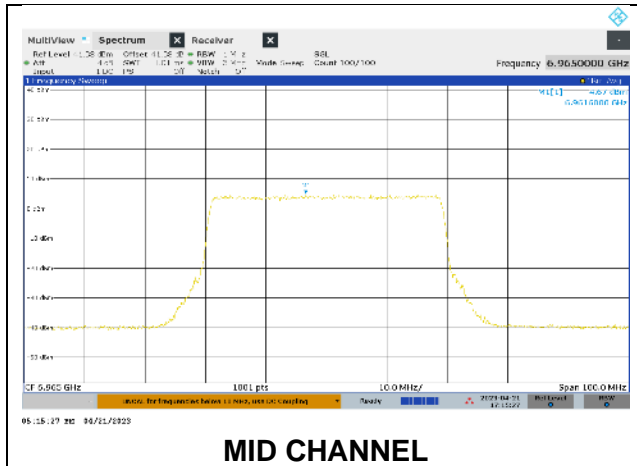
Duty Cycle CF (dB)	0.00	Included in Calculations of Corr'd PSD
---------------------------	------	---

Output Power Results

Channel	Frequency (MHz)	Meas EIRP Power (dBm)	Total Corr'd EIRP (dBm)	Power Limit EIRP (dBm)	Power Margin (dB)
Low Straddle	6885	19.81	19.81	30.00	-10.19
Mid	6965	20.00	20.00	30.00	-10.00
High	7085	18.97	18.97	30.00	-11.03

PSD Results

Channel	Frequency (MHz)	Meas EIRP PSD (dBm)	Total Corr'd PSD (dBm)	PSD Limit EIRP (dBm)	PSD Margin (dB)
Low Straddle	6885	4.60	4.60	5.00	-0.40
Mid	6965	4.67	4.67	5.00	-0.33
High	7085	4.15	4.15	5.00	-0.85



4TX Antenna 5 + Antenna 8 + Antenna 3 + Antenna 10 CDD OFDMA MODE: 484-Tones, RU Index 65

Test Engineer:	SI 23522
Test Date:	2023-04-19

(NOTE: **POWER** and **PSD** were tested by radiated method)

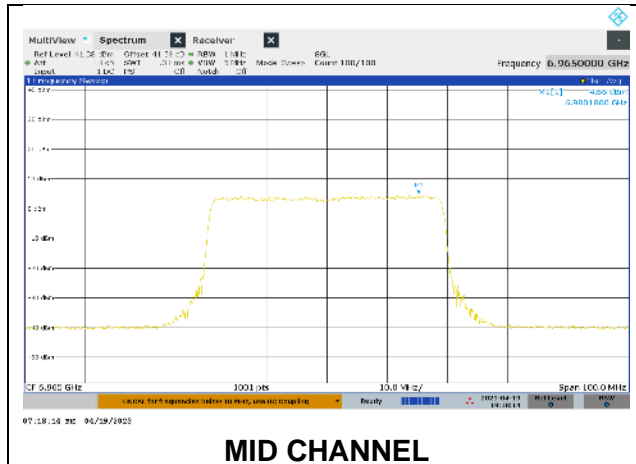
Duty Cycle CF (dB)	0.00	Included in Calculations of Corr'd PSD
---------------------------	------	---

Output Power Results

Channel	Frequency (MHz)	Meas EIRP Power (dBm)	Total Corr'd EIRP (dBm)	Power Limit EIRP (dBm)	Power Margin (dB)
Low Straddle	6885	19.37	19.37	30.00	-10.63
Mid	6965	19.58	19.58	30.00	-10.42
High	7085	19.42	19.42	30.00	-10.58

PSD Results

Channel	Frequency (MHz)	Meas EIRP PSD (dBm)	Total Corr'd PSD (dBm)	PSD Limit EIRP (dBm)	PSD Margin (dB)
Low Straddle	6885	4.20	4.20	5.00	-0.80
Mid	6965	4.66	4.66	5.00	-0.34
High	7085	4.43	4.43	5.00	-0.57



9.4.31. 802.11be EHT40 MODE IN THE UNII-8 BAND

1TX Antenna 5 OFDMA MODE: 484-Tones, RU Index 65

Test Engineer:	SI 23522
Test Date:	2023-04-28

(NOTE: POWER and PSD were tested by radiated method)

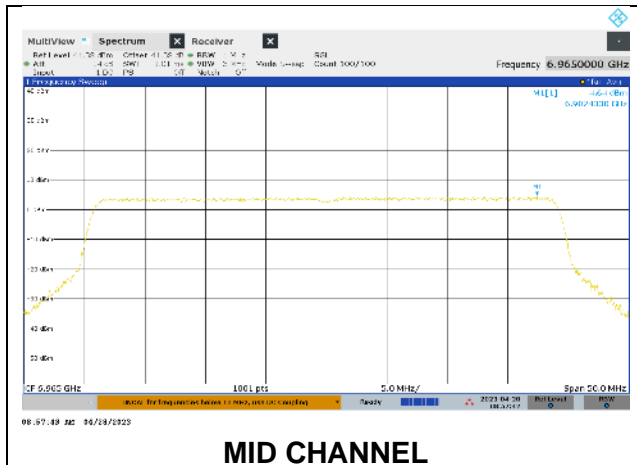
Duty Cycle CF (dB)	0.00	Included in Calculations of Corr'd PSD
--------------------	------	--

Output Power Results

Channel	Frequency (MHz)	Meas EIRP Power (dBm)	Total Corr'd EIRP (dBm)	Power Limit EIRP (dBm)	Power Margin (dB)
Low Straddle	6885	19.96	19.96	30.00	-10.04
Mid	6965	19.92	19.92	30.00	-10.08
High	7085	19.84	19.84	30.00	-10.16

PSD Results

Channel	Frequency (MHz)	Meas EIRP PSD (dBm)	Total Corr'd PSD (dBm)	PSD Limit EIRP (dBm)	PSD Margin (dB)
Low Straddle	6885	4.87	4.87	5.00	-0.13
Mid	6965	4.64	4.64	5.00	-0.36
High	7085	4.85	4.85	5.00	-0.15



2TX Antenna 5 + Antenna 8 CDD OFDMA MODE: 484-Tones, RU Index 65

Test Engineer:	SI 23522
Test Date:	2023-04-24

(NOTE: **POWER** and **PSD** were tested by radiated method)

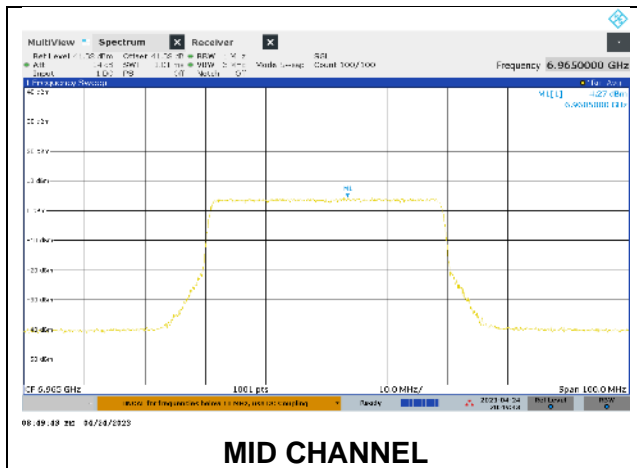
Duty Cycle CF (dB)	0.00	Included in Calculations of Corr'd PSD
---------------------------	------	---

Output Power Results

Channel	Frequency (MHz)	Meas EIRP Power (dBm)	Total Corr'd EIRP (dBm)	Power Limit EIRP (dBm)	Power Margin (dB)
Low Straddle	6885	19.59	19.59	30.00	-10.41
Mid	6965	19.65	19.65	30.00	-10.35
High	7085	19.04	19.04	30.00	-10.96

PSD Results

Channel	Frequency (MHz)	Meas EIRP PSD (dBm)	Total Corr'd PSD (dBm)	PSD Limit EIRP (dBm)	PSD Margin (dB)
Low Straddle	6885	4.48	4.48	5.00	-0.52
Mid	6965	4.27	4.27	5.00	-0.73
High	7085	4.28	4.28	5.00	-0.72



4TX Antenna 5 + Antenna 8 + Antenna 3 + Antenna 10 CDD OFDMA MODE: 484-Tones, RU Index 65

Test Engineer:	SI 23522
Test Date:	2023-04-17

(NOTE: POWER and PSD were tested by radiated method)

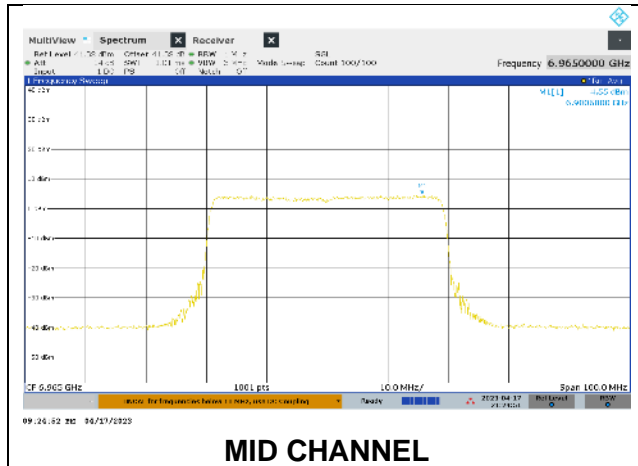
Duty Cycle CF (dB)	0.00	Included in Calculations of Corr'd PSD
---------------------------	------	---

Output Power Results

Channel	Frequency (MHz)	Meas EIRP Power (dBm)	Total Corr'd EIRP (dBm)	Power Limit EIRP (dBm)	Power Margin (dB)
Low Straddle	6885	19.57	19.57	30.00	-10.43
Mid	6965	19.66	19.66	30.00	-10.34
High	7085	19.33	19.33	30.00	-10.67

PSD Results

Channel	Frequency (MHz)	Meas EIRP PSD (dBm)	Total Corr'd PSD (dBm)	PSD Limit EIRP (dBm)	PSD Margin (dB)
Low Straddle	6885	4.78	4.78	5.00	-0.22
Mid	6965	4.55	4.55	5.00	-0.45
High	7085	4.50	4.50	5.00	-0.50



9.4.32. 802.11ax HE80 MODE IN THE UNII-8 BAND

1TX Antenna 5 OFDMA MODE: 996-Tones, RU Index 67

Test Engineer:	CW 20756
Test Date:	2023-04-27

(NOTE: POWER and PSD were tested by radiated method)

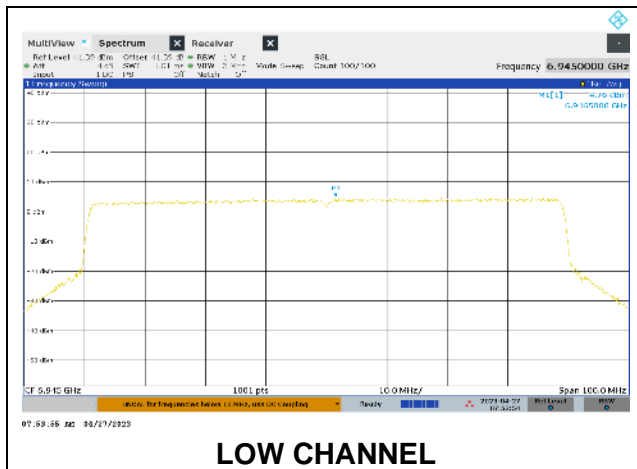
Duty Cycle CF (dB)	0.00	Included in Calculations of Corr'd PSD
---------------------------	------	---

Output Power Results

Channel	Frequency (MHz)	Meas EIRP Power (dBm)	Total Corr'd EIRP (dBm)	Power Limit EIRP (dBm)	Power Margin (dB)
Low	6945	23.66	23.66	30.00	-6.34
High	7025	23.63	23.63	30.00	-6.37

PSD Results

Channel	Frequency (MHz)	Meas EIRP PSD (dBm)	Total Corr'd PSD (dBm)	PSD Limit EIRP (dBm)	PSD Margin (dB)
Low	6945	4.76	4.76	5.00	-0.24
High	7025	4.52	4.52	5.00	-0.48



2TX Antenna 5 + Antenna 8 CDD OFDMA MODE: 996-Tones, RU Index 67

Test Engineer:	CW 20756
Test Date:	2023-04-21

(NOTE: **POWER** and **PSD** were tested by radiated method)

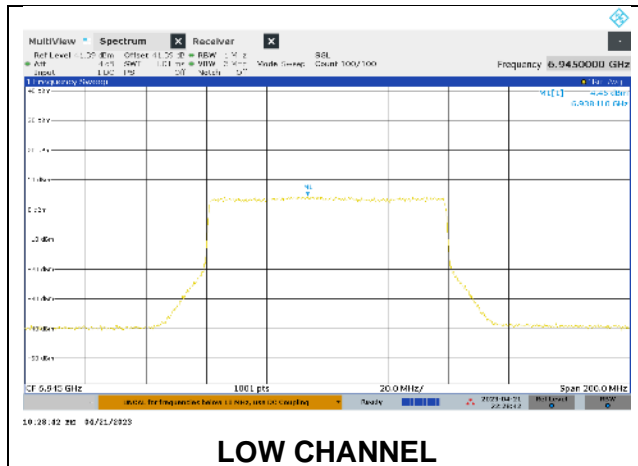
Duty Cycle CF (dB)	0.00	Included in Calculations of Corr'd PSD
---------------------------	------	---

Output Power Results

Channel	Frequency (MHz)	Meas EIRP Power (dBm)	Total Corr'd EIRP (dBm)	Power Limit EIRP (dBm)	Power Margin (dB)
Low	6945	23.99	23.99	30.00	-6.01
High	7025	23.65	23.65	30.00	-6.35

PSD Results

Channel	Frequency (MHz)	Meas EIRP PSD (dBm)	Total Corr'd PSD (dBm)	PSD Limit EIRP (dBm)	PSD Margin (dB)
Low	6945	4.45	4.45	5.00	-0.55
High	7025	4.34	4.34	5.00	-0.66



4TX Antenna 5 + Antenna 8 + Antenna 3 + Antenna 10 CDD OFDMA MODE: 996-Tones, RU Index 67

Test Engineer:	CW 20756
Test Date:	2023-04-20

(NOTE: POWER and PSD were tested by radiated method)

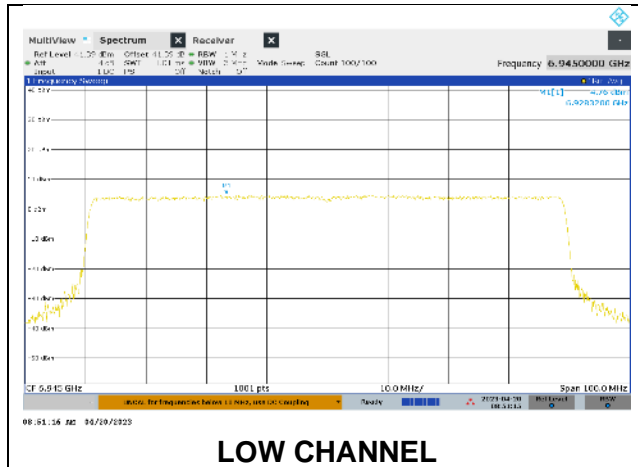
Duty Cycle CF (dB)	0.00	Included in Calculations of Corr'd PSD
---------------------------	------	---

Output Power Results

Channel	Frequency (MHz)	Meas EIRP Power (dBm)	Total Corr'd EIRP (dBm)	Power Limit EIRP (dBm)	Power Margin (dB)
Low	6945	24.03	24.03	30.00	-5.97
High	7025	23.46	23.46	30.00	-6.54

PSD Results

Channel	Frequency (MHz)	Meas EIRP PSD (dBm)	Total Corr'd PSD (dBm)	PSD Limit EIRP (dBm)	PSD Margin (dB)
Low	6945	4.76	4.76	5.00	-0.24
High	7025	4.53	4.53	5.00	-0.47



9.4.33. 802.11be EHT80 MODE IN THE UNII-8 BAND

1TX Antenna 5 OFDMA MODE: 996-Tones, RU Index 67

Test Engineer:	CW 20756
Test Date:	2023-04-28

(NOTE: POWER and PSD were tested by radiated method)

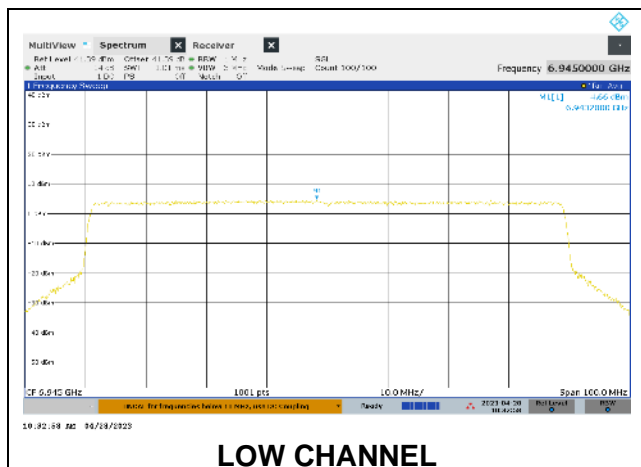
Duty Cycle CF (dB)	0.00	Included in Calculations of Corr'd PSD
--------------------	------	--

Output Power Results

Channel	Frequency (MHz)	Meas EIRP Power (dBm)	Total Corr'd EIRP (dBm)	Power Limit EIRP (dBm)	Power Margin (dB)
Low	6945	23.48	23.48	30.00	-6.52
High	7025	23.38	23.38	30.00	-6.62

PSD Results

Channel	Frequency (MHz)	Meas EIRP PSD (dBm)	Total Corr'd PSD (dBm)	PSD Limit EIRP (dBm)	PSD Margin (dB)
Low	6945	4.66	4.66	5.00	-0.34
High	7025	4.91	4.91	5.00	-0.09



2TX Antenna 5 + Antenna 8 CDD OFDMA MODE: 996-Tones, RU Index 67

Test Engineer:	CW 20756
Test Date:	2023-04-25

(NOTE: **POWER** and **PSD** were tested by radiated method)

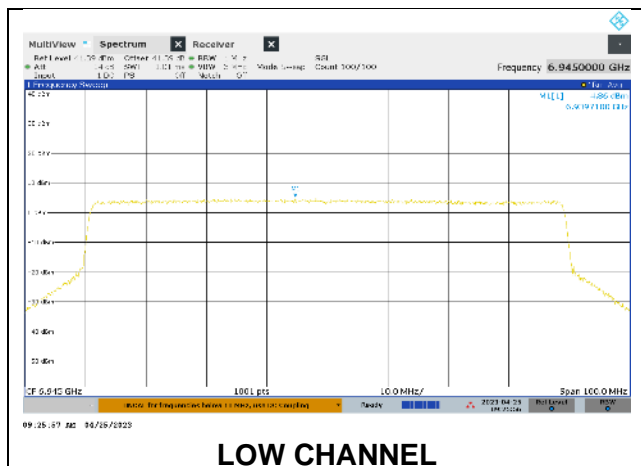
Duty Cycle CF (dB)	0.00	Included in Calculations of Corr'd PSD
---------------------------	------	---

Output Power Results

Channel	Frequency (MHz)	Meas EIRP Power (dBm)	Total Corr'd EIRP (dBm)	Power Limit EIRP (dBm)	Power Margin (dB)
Low	6945	23.88	23.88	30.00	-6.12
High	7025	23.77	23.77	30.00	-6.23

PSD Results

Channel	Frequency (MHz)	Meas EIRP PSD (dBm)	Total Corr'd PSD (dBm)	PSD Limit EIRP (dBm)	PSD Margin (dB)
Low	6945	4.86	4.86	5.00	-0.14
High	7025	4.57	4.57	5.00	-0.43



4TX Antenna 5 + Antenna 8 + Antenna 3 + Antenna 10 CDD OFDMA MODE: 996-Tones, RU Index 67

Test Engineer:	CW 20756
Test Date:	2023-04-18

(NOTE: POWER and PSD were tested by radiated method)

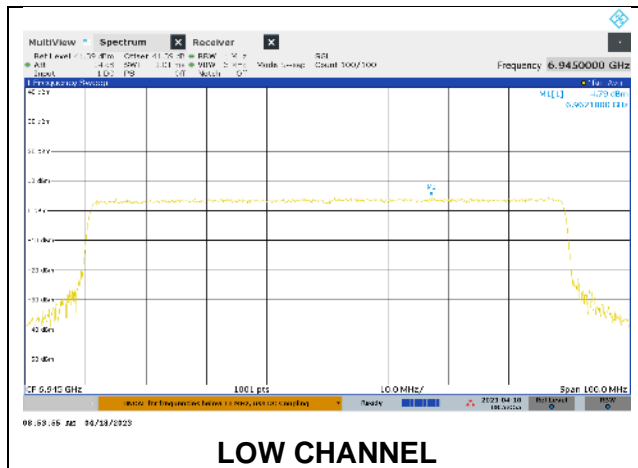
Duty Cycle CF (dB)	0.00	Included in Calculations of Corr'd PSD
---------------------------	------	---

Output Power Results

Channel	Frequency (MHz)	Meas EIRP Power (dBm)	Total Corr'd EIRP (dBm)	Power Limit EIRP (dBm)	Power Margin (dB)
Low	6945	23.24	23.24	30.00	-6.76
High	7025	23.62	23.62	30.00	-6.38

PSD Results

Channel	Frequency (MHz)	Meas EIRP PSD (dBm)	Total Corr'd PSD (dBm)	PSD Limit EIRP (dBm)	PSD Margin (dB)
Low	6945	4.79	4.79	5.00	-0.21
High	7025	4.87	4.87	5.00	-0.13



9.4.34. 802.11ax HE160 MODE IN THE UNII-8 BAND

1TX Antenna 5 OFDMA MODE: 2x 996-Tones, Index S68

Test Engineer:	CW 20756
Test Date:	2023-04-27

(NOTE: POWER and PSD were tested by radiated method)

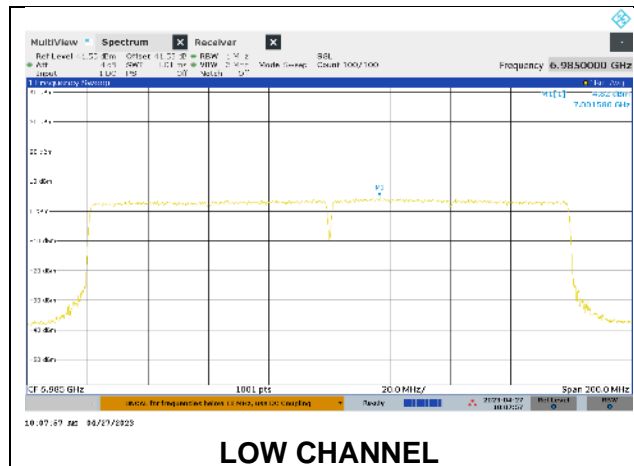
Duty Cycle CF (dB)	0.00	Included in Calculations of Corr'd PSD
--------------------	------	--

Output Power Results

Channel	Frequency (MHz)	Meas EIRP Power (dBm)	Total Corr'd EIRP (dBm)	Power Limit EIRP (dBm)	Power Margin (dB)
Low	6985	26.26	26.26	30.00	-3.74

PSD Results

Channel	Frequency (MHz)	Meas EIRP PSD (dBm)	Total Corr'd PSD (dBm)	PSD Limit EIRP (dBm)	PSD Margin (dB)
Low	6985	4.82	4.82	5.00	-0.18



2TX Antenna 5 + Antenna 8 CDD OFDMA MODE: 2x 996-Tones, Index S68

Test Engineer:	CW 20756
Test Date:	2023-04-24

(NOTE: **POWER** and **PSD** were tested by radiated method)

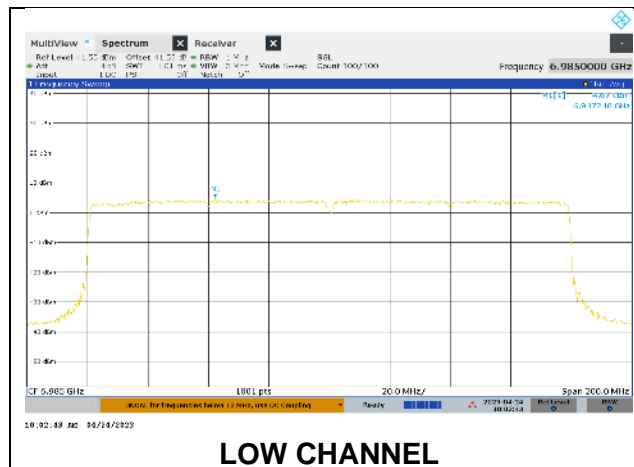
Duty Cycle CF (dB)	0.00	Included in Calculations of Corr'd PSD
---------------------------	------	---

Output Power Results

Channel	Frequency (MHz)	Meas EIRP Power (dBm)	Total Corr'd EIRP (dBm)	Power Limit EIRP (dBm)	Power Margin (dB)
Low	6985	26.34	26.34	30.00	-3.66

PSD Results

Channel	Frequency (MHz)	Meas EIRP PSD (dBm)	Total Corr'd PSD (dBm)	PSD Limit EIRP (dBm)	PSD Margin (dB)
Low	6985	4.67	4.67	5.00	-0.33



4TX Antenna 5 + Antenna 8 + Antenna 3 + Antenna 10 CDD OFDMA MODE: 2x 996-Tones, Index S68

Test Engineer:	CW 20756
Test Date:	2023-04-27

(NOTE: **POWER** and **PSD** were tested by radiated method)

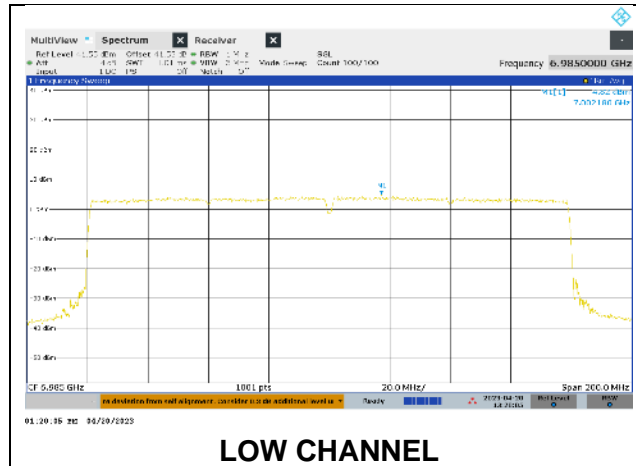
Duty Cycle CF (dB)	0.00	Included in Calculations of Corr'd PSD
---------------------------	------	---

Output Power Results

Channel	Frequency (MHz)	Meas EIRP Power (dBm)	Total Corr'd EIRP (dBm)	Power Limit EIRP (dBm)	Power Margin (dB)
Low	6985	26.58	26.58	30.00	-3.42

PSD Results

Channel	Frequency (MHz)	Meas EIRP PSD (dBm)	Total Corr'd PSD (dBm)	PSD Limit EIRP (dBm)	PSD Margin (dB)
Low	6985	4.82	4.82	5.00	-0.18



9.4.35. 802.11be EHT160 MODE IN THE UNII-8 BAND

1TX Antenna 5 OFDMA MODE: 2x 996-Tones, Index S68

Test Engineer:	CW 20756
Test Date:	2023-04-28

(NOTE: POWER and PSD were tested by radiated method)

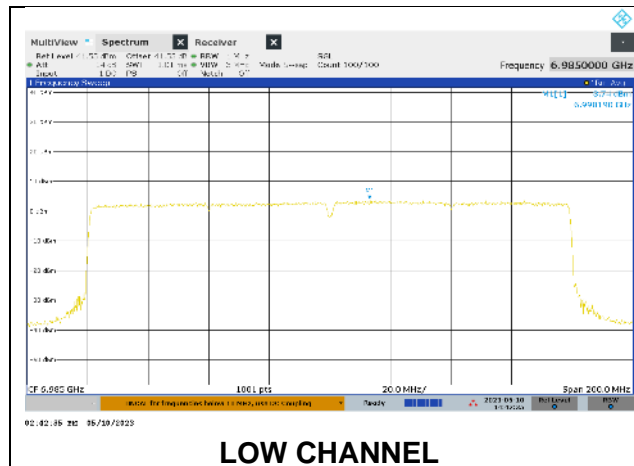
Duty Cycle CF (dB)	0.00	Included in Calculations of Corr'd PSD
--------------------	------	--

Output Power Results

Channel	Frequency (MHz)	Meas EIRP Power (dBm)	Total Corr'd EIRP (dBm)	Power Limit EIRP (dBm)	Power Margin (dB)
Low	6985	25.71	25.71	30.00	-4.29

PSD Results

Channel	Frequency (MHz)	Meas EIRP PSD (dBm)	Total Corr'd PSD (dBm)	PSD Limit EIRP (dBm)	PSD Margin (dB)
Low	6985	3.74	3.74	5.00	-1.26



2TX Antenna 5 + Antenna 8 CDD OFDMA MODE: 2x 996-Tones, Index S68

Test Engineer:	CW 20756
Test Date:	2023-04-25

(NOTE: **POWER** and **PSD** were tested by radiated method)

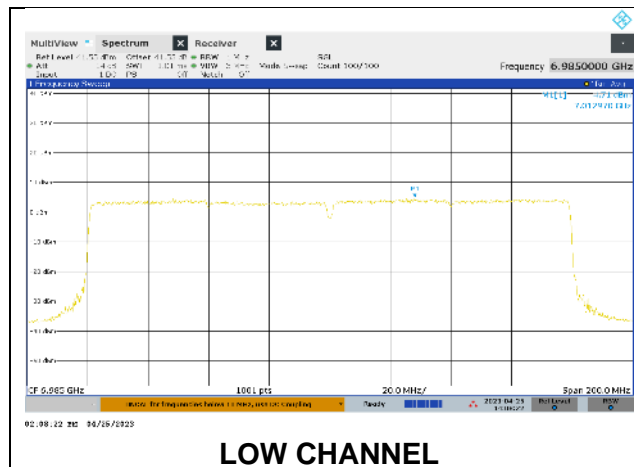
Duty Cycle CF (dB)	0.00	Included in Calculations of Corr'd SD
---------------------------	------	--

Output Power Results

Channel	Frequency (MHz)	Meas EIRP Power (dBm)	Total Corr'd EIRP (dBm)	Power Limit EIRP (dBm)	Power Margin (dB)
Low	6985	26.73	26.73	30.00	-3.27

PSD Results

Channel	Frequency (MHz)	Meas EIRP PSD (dBm)	Total Corr'd PSD (dBm)	PSD Limit EIRP (dBm)	PSD Margin (dB)
Low	6985	4.71	4.71	5.00	-0.29



4TX Antenna 5 + Antenna 8 + Antenna 3 + Antenna 10 CDD OFDMA MODE: 2x 996-Tones, Index S68

Test Engineer:	CW 20756
Test Date:	2023-04-18

(NOTE: **POWER** and **PSD** were tested by radiated method)

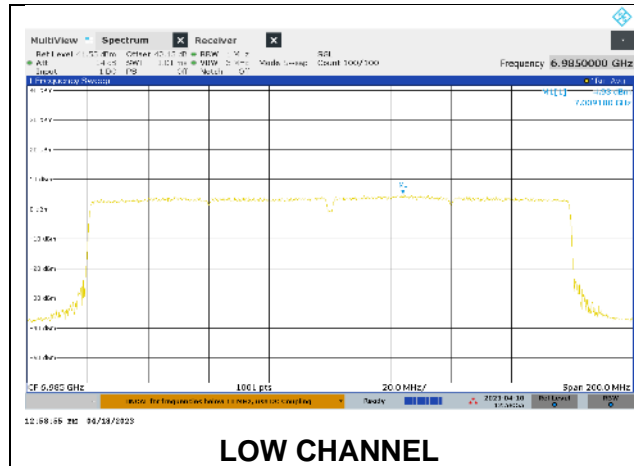
Duty Cycle CF (dB)	0.00	Included in Calculations of Corr'd PSD
---------------------------	------	---

Output Power Results

Channel	Frequency (MHz)	Meas EIRP Power (dBm)	Total Corr'd EIRP (dBm)	Power Limit EIRP (dBm)	Power Margin (dB)
Low	6985	22.89	22.89	30.00	-7.11

PSD Results

Channel	Frequency (MHz)	Meas EIRP PSD (dBm)	Total Corr'd PSD (dBm)	PSD Limit EIRP (dBm)	PSD Margin (dB)
Low	6985	4.93	4.93	5.00	-0.07



9.4.36. 802.11be EHT320 MODE IN THE UNII-8 BAND

1TX Antenna 5 OFDMA MODE: 4x 996-Tones, Index S69

Test Engineer:	CW 20756
Test Date:	2023-08-28

(NOTE: POWER and PSD were tested by radiated method)

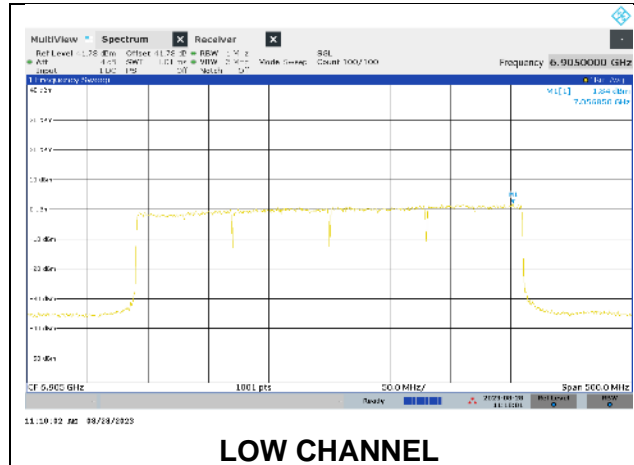
Duty Cycle CF (dB)	0.00	Included in Calculations of Corr'd PSD
--------------------	------	--

Output Power Results

Channel	Frequency (MHz)	Meas EIRP Power (dBm)	Total Corr'd EIRP (dBm)	Power Limit EIRP (dBm)	Power Margin (dB)
Low	6905	26.22	26.22	30.00	-3.78

PSD Results

Channel	Frequency (MHz)	Meas EIRP PSD (dBm)	Total Corr'd PSD (dBm)	PSD Limit EIRP (dBm)	PSD Margin (dB)
Low	6905	1.84	1.84	5.00	-3.16



2TX Antenna 5 + Antenna 8 CDD OFDMA MODE: 4x 996-Tones, Index S69

Test Engineer:	CW 20756
Test Date:	2023-05-11

(NOTE: **POWER** and **PSD** were tested by radiated method)

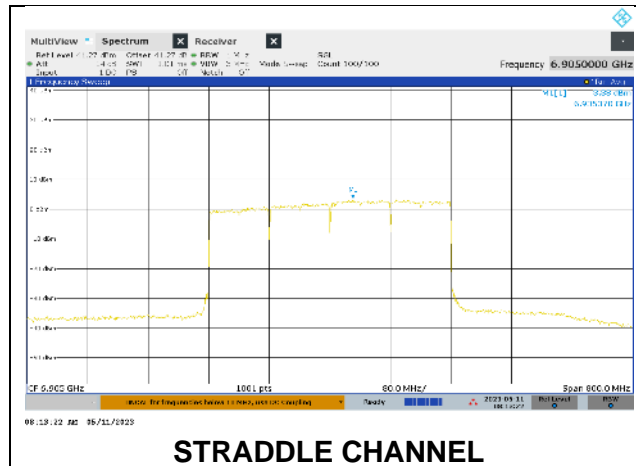
Duty Cycle CF (dB)	0.00	Included in Calculations of Corr'd PSD
---------------------------	------	---

Output Power Results

Channel	Frequency (MHz)	Meas EIRP Power (dBm)	Total Corr'd EIRP (dBm)	Power Limit EIRP (dBm)	Power Margin (dB)
Straddle	6905	27.83	27.83	30.00	-2.17

PSD Results

Channel	Frequency (MHz)	Meas EIRP PSD (dBm)	Total Corr'd PSD (dBm)	PSD Limit EIRP (dBm)	PSD Margin (dB)
Straddle	6905	3.38	3.38	5.00	-1.62



4TX Antenna 5 + Antenna 8 + Antenna 3 + Antenna 10 CDD OFDMA MODE: 4x 996-Tones, Index S69

Test Engineer:	CW 20756
Test Date:	2023-07-27

(NOTE: POWER and PSD were tested by radiated method)

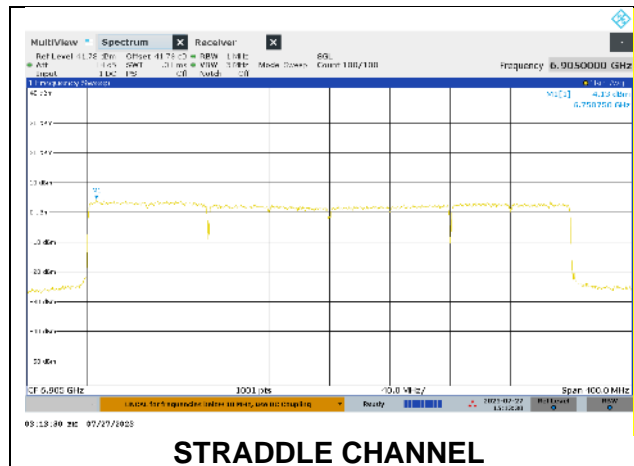
Duty Cycle CF (dB)	0.00	Included in Calculations of Corr'd PSD
---------------------------	------	---

Output Power Results

Channel	Frequency (MHz)	Meas EIRP Power (dBm)	Total Corr'd EIRP (dBm)	Power Limit EIRP (dBm)	Power Margin (dB)
Straddle	6905	26.64	26.64	30.00	-3.36

PSD Results

Channel	Frequency (MHz)	Meas EIRP PSD (dBm)	Total Corr'd PSD (dBm)	PSD Limit EIRP (dBm)	PSD Margin (dB)
Straddle	6905	4.13	4.13	5.00	-0.87



9.5. SPURIOUS EMISSIONS IN-BAND – EMISSION MASK LIMITS

FCC §15.407

(6) For transmitters operating within the 5.925-7.125 GHz bands: power spectral density must be suppressed by 20 dB at 1 MHz outside of channel edge, by 28 dB at one channel bandwidth from the channel center, and by 40 dB at one- and one-half times the channel bandwidth away from channel center. At frequencies between one megahertz outside an unlicensed device's channel edge and one channel bandwidth from the center of the channel, the limits must be linearly interpolated between 20 dB and 28 dB suppression, and at frequencies between one and one- and one-half times an unlicensed device's channel bandwidth, the limits must be linearly interpolated between 28 dB and 40 dB suppression. Emissions removed from the channel center by more than one- and one-half times the channel bandwidth must be suppressed by at least 40 dB.

RSS-248

4.6.2 b. e.i.r.p. spectral density of unwanted emissions falling into the 5925-7125 MHz band shall be attenuated (in dB) below the reference power spectral density by:

- i. 20 dB at 1 MHz away from the channel edges
- ii. a value, linearly interpolated in a dB scale, between 20 dB and 28 dB at frequencies between 1 MHz outside of channel edges and 1 channel bandwidth away from the operating channel centre, respectively
- iii. 28 dB at 1 channel bandwidth away from the operating channel centre
- iv. a value, linearly interpolated in a dB scale, between 28 dB and 40 dB at frequencies between 1 channel bandwidth away from the operating channel centre and 1.5 times the channel bandwidth away from the operating channel centre, respectively
- v. 40 dB at 1.5 times the channel bandwidth away from the operating channel centre
- vi. a minimum of 40 dB at frequencies that are further away than 1.5 times the channel bandwidth from the operating channel centre

TEST PROCEDURE

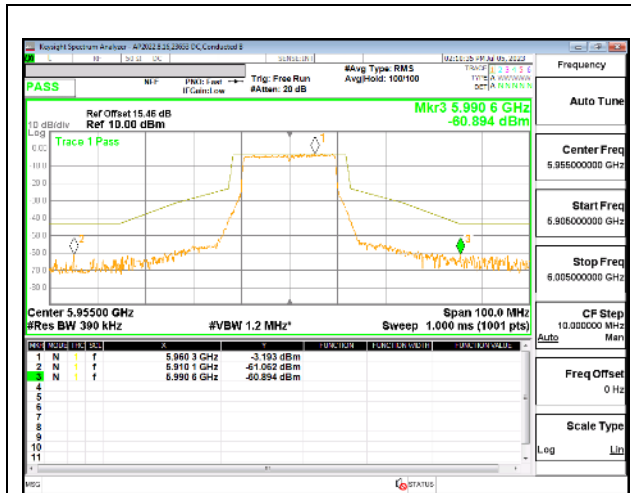
Per KDB 987594 D02 v01r01, Section J

Note: EUT does not support punctured channels

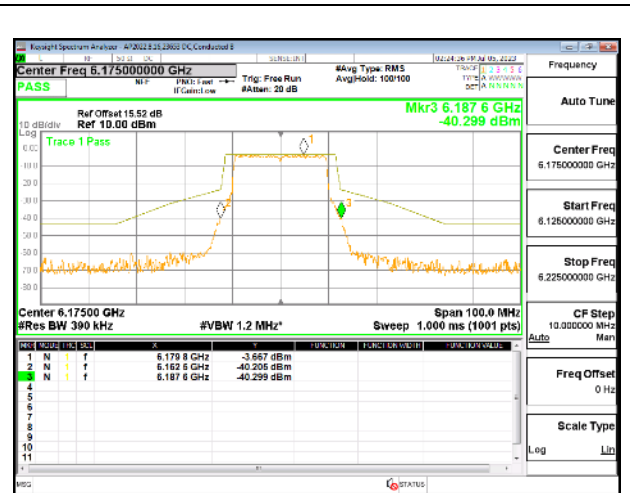
RESULTS

9.5.1. 802.11ax HE20 MODE IN THE UNII-5 BAND

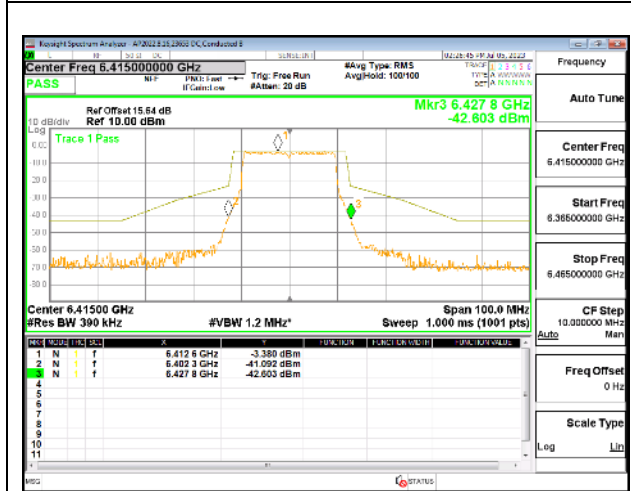
1TX Antenna 5 OFDMA MODE: 242-Tones, RU Index 61



LOW CHANNEL



MID CHANNEL

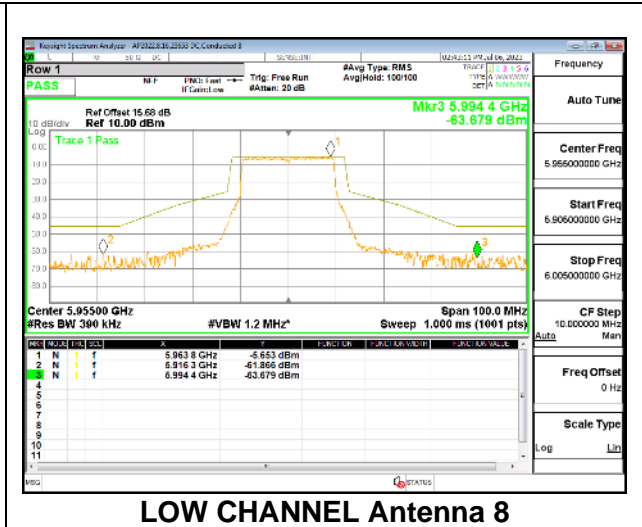
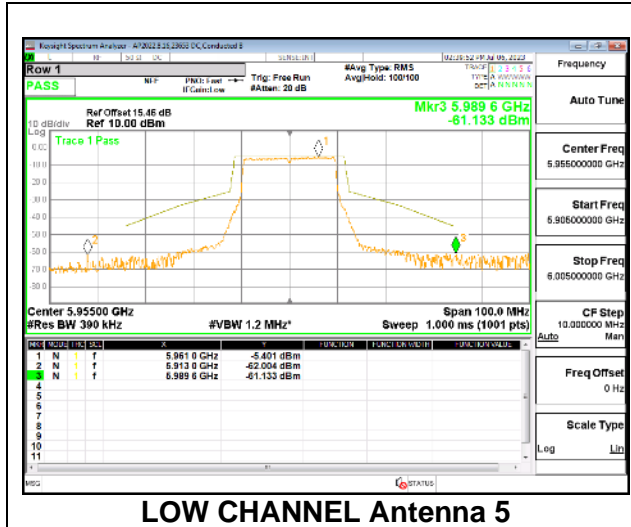


HIGH CHANNEL

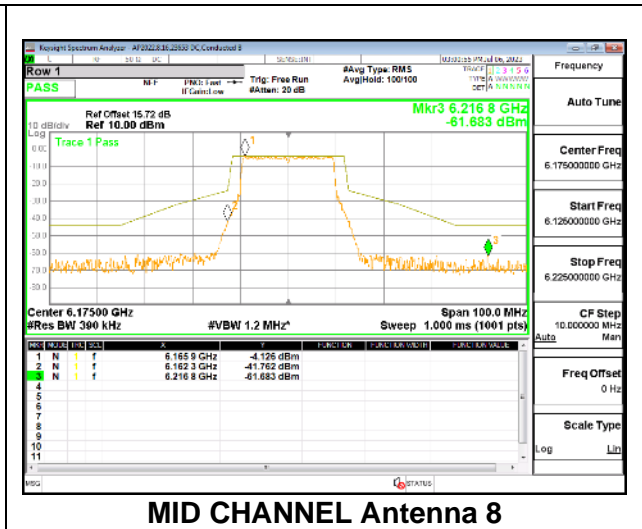
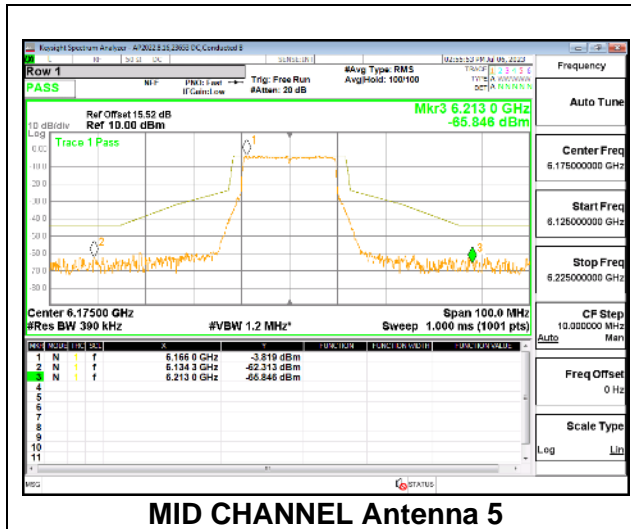
Intentionally Left Blank

2TX Antenna 5 + Antenna 8 CDD OFDMA MODE: 242-Tones, RU Index 61

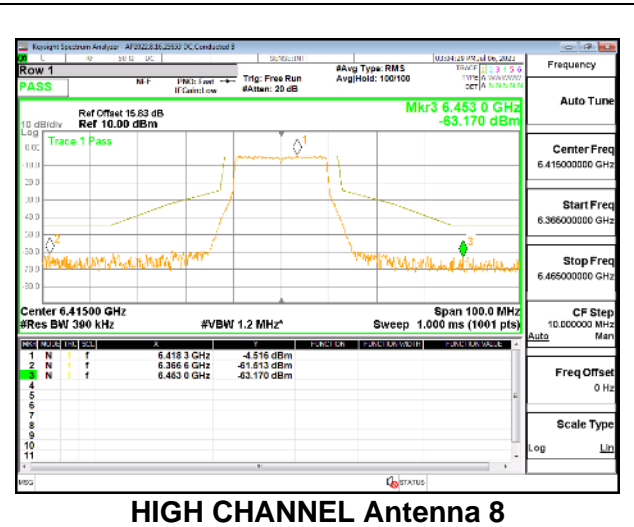
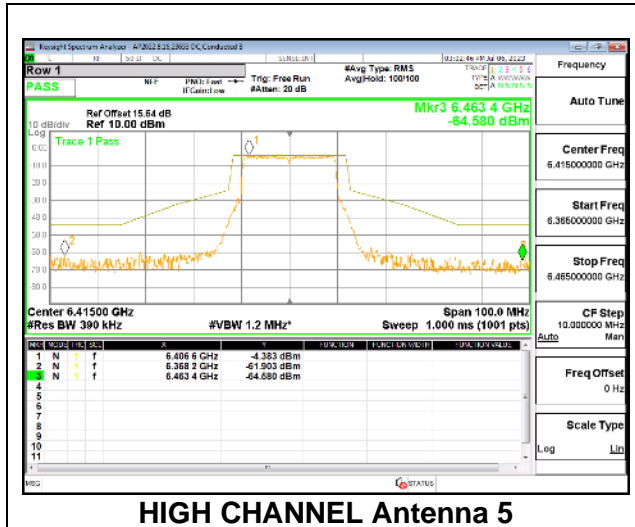
LOW CHANNEL



MID CHANNEL



HIGH CHANNEL

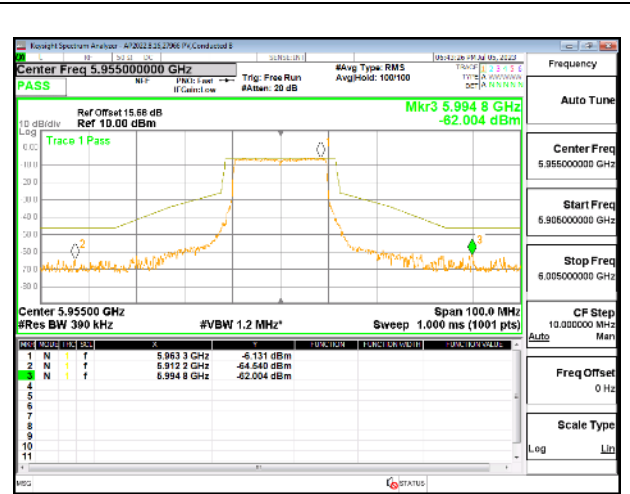


4TX Antenna 5 + Antenna 8 + Antenna 3+ Antenna 10 CDD OFDMA MODE: 242-Tones, RU Index 61

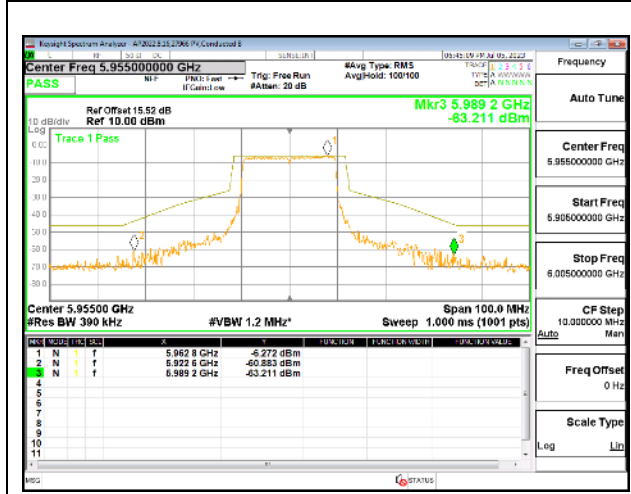
LOW CHANNEL



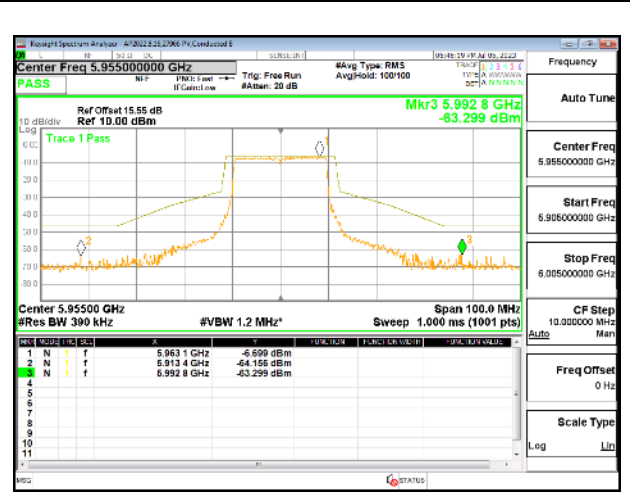
LOW CHANNEL Antenna 5



LOW CHANNEL Antenna 8



LOW CHANNEL Antenna 3

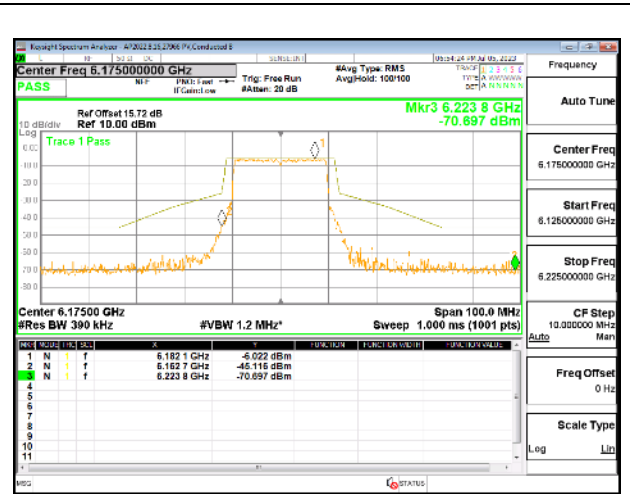


LOW CHANNEL Antenna 10

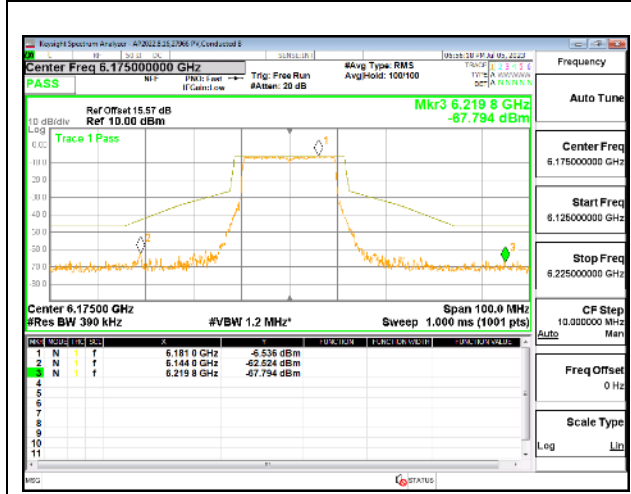
MID CHANNEL



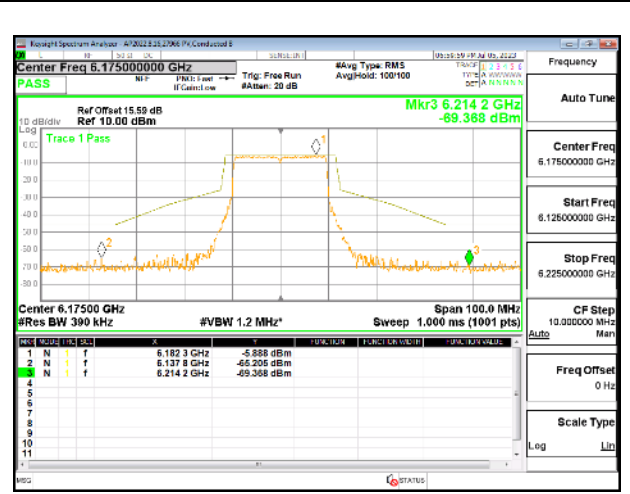
MID CHANNEL Antenna 5



MID CHANNEL Antenna 8



MID CHANNEL Antenna 3



MID CHANNEL Antenna 10