

Certification Exhibit


**FCC ID: 2AELXM700
IC: 20120-M700**

**FCC Rule Part: 15.247
IC Radio Standards Specification: RSS-247**

ACS Project Number: 15-3046

Manufacturer: SmallHD, LLC
Models: M701, M701L, M702, M702L

Label

Filename: smallHD SERIES 700 MONITOR – Labeling & User Manual Requirements-V0.1.doc	Revision: 0.1	
Document Type: 700 Series Monitor – Compliance Specification	Revision Date: 2015-10-12	Page: 1 of 13

1. 700 SERIES MONITORS - LABELING & USER MANUAL REQUIREMENTS

1.1 Labeling Requirements:

IC: 20120-M700

FCC ID: 2AELXM700

The 700 Series monitors do not have a traditional User's Manual. The smallHD website is used as an alternative to a paper manual, and contains all instructions for use, compliance information, with the exception of FCC & IC IDs and the part 15 statement which is contained in the monitor as an Electronic Label.

The FCC Part 15 labeling requirements for both FCC and IC are fulfilled with one Electronic label displayed on screen when a menu item is selected. The display is unique for each type of monitor in the line of products:

702 Monitor:

MODEL: M702

FCC ID: **2AELXM700**

IC ID: **20120-M700**

This device complies with Part 15 of the FCC Rules. Operation is subject to the following two conditions: (1) This device may not cause harmful interference, and (2) this device must accept any interference received, including interference that may cause undesired operation.


701 Monitor:

MODEL: M701

FCC ID: **2AELXM700**

IC ID: **20120-M700**

This device complies with Part 15 of the FCC Rules. Operation is subject to the following two conditions: (1)

Filename: smallHD SERIES 700 MONITOR – Labeling & User Manual Requirements-V0.1.doc	Revision: 0.1	
Document Type: 700 Series Monitor – Compliance Specification	Revision Date: 2015-10-12	Page: 2 of 13

This device may not cause harmful interference, and (2) this device must accept any interference received, including interference that may cause undesired operation.

702L Monitor:

MODEL: M702L

FCC ID: **2AELXM700**

IC ID: **20120-M700**

This device complies with Part 15 of the FCC Rules. Operation is subject to the following two conditions: (1) This device may not cause harmful interference, and (2) this device must accept any interference received, including interference that may cause undesired operation.

701L Monitor:


MODEL: M701L

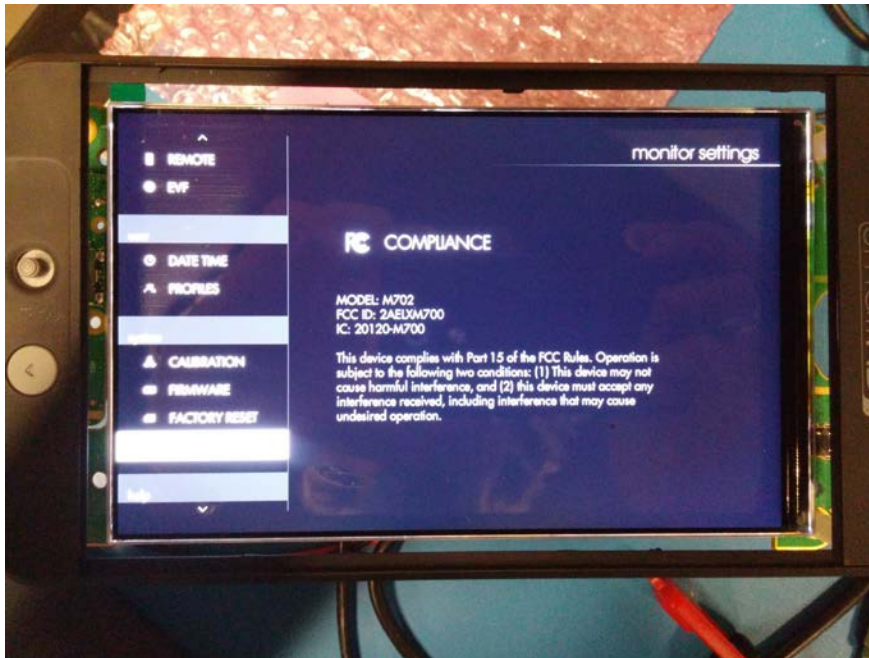
FCC ID: **2AELXM700**

IC ID: **20120-M700**

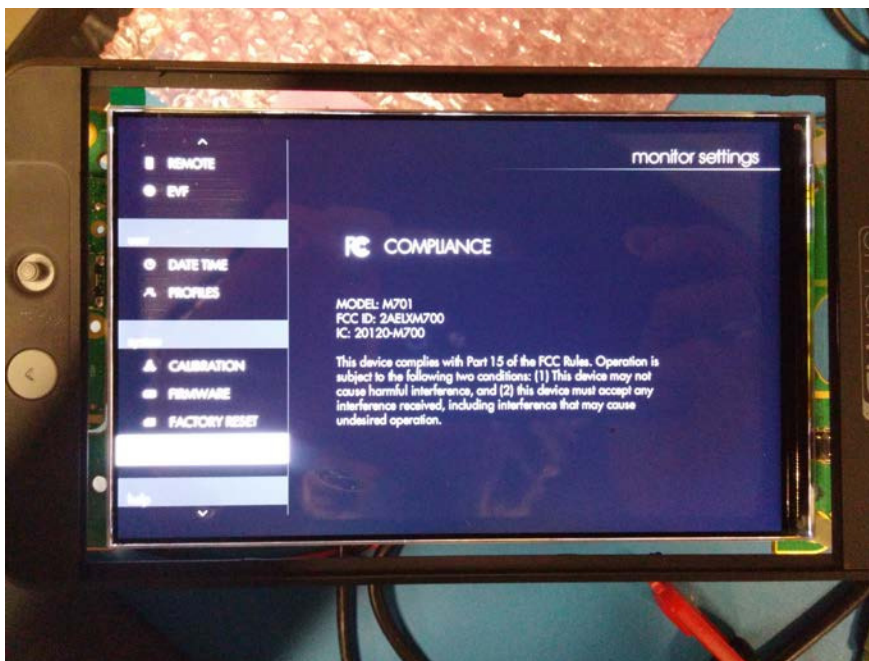
This device complies with Part 15 of the FCC Rules. Operation is subject to the following two conditions: (1) This device may not cause harmful interference, and (2) this device must accept any interference received, including interference that may cause undesired operation.

- We will use an electronic display of our FCC ID # and our IC ID # (FCC KB 784748 Part II, A, 1)
 - The display will be located in the root of the menu structure and requires only TWO steps to access.


Filename: smallHD SERIES 700 MONITOR – Labeling & User Manual Requirements-V0.1.doc	Revision: 0.1	
Document Type: 700 Series Monitor – Compliance Specification	Revision Date: 2015-10-12	Page: 3 of 13

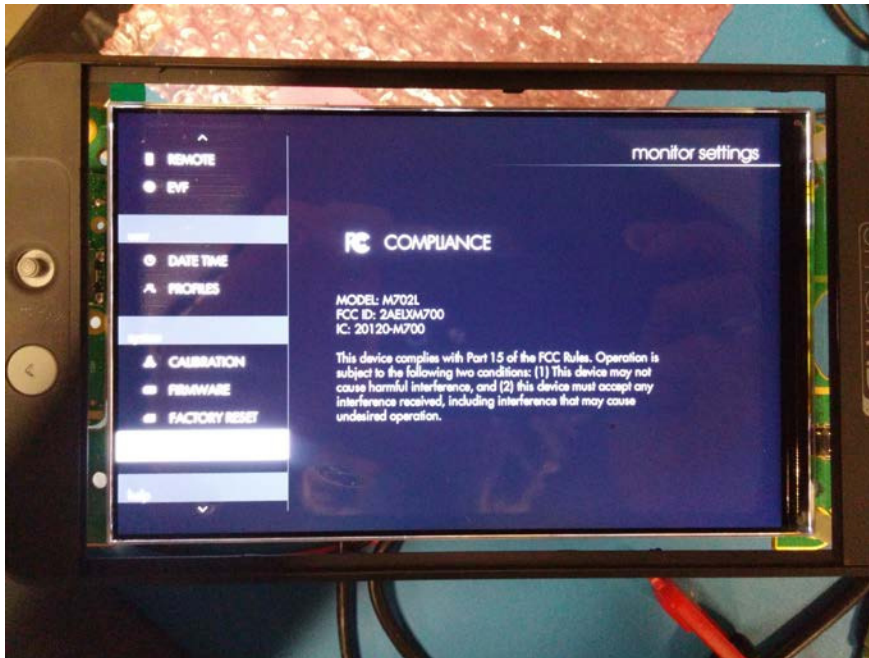


M702 Monitor

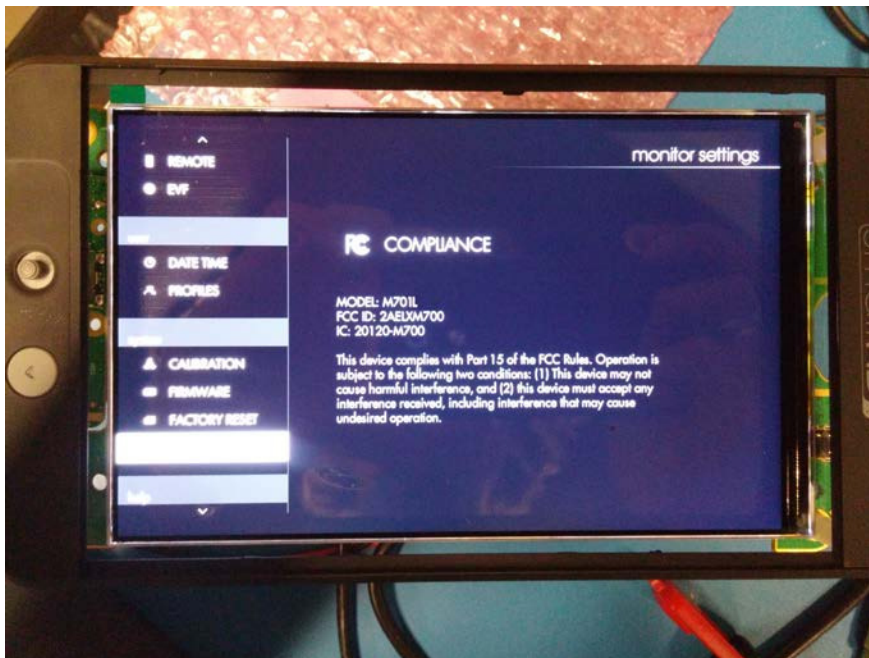


M701 Monitor

Filename: smallHD SERIES 700 MONITOR – Labeling & User Manual Requirements-V0.1.doc	Revision: 0.1	
Document Type: 700 Series Monitor – Compliance Specification	Revision Date: 2015-10-12	Page: 4 of 13




M702L Monitor



M701L Monitor


- FCC KB 784748 Part II, B, 1
 - We must include instructions on the website on how to access this page.

Filename: smallHD SERIES 700 MONITOR – Labeling & User Manual Requirements-V0.1.doc	Revision: 0.1	
Document Type: 700 Series Monitor – Compliance Specification	Revision Date: 2015-10-12	Page: 5 of 13

- Location of instructions must be prominent on website in FAQ section
- Instructions:
 - Once monitor has finished booting, motion LEFT on the joystick to access the Monitor Settings Menu.
 - Using the joystick, motion down to scroll to *COMPLIANCE*.
 - When *COMPLIANCE* is highlighted, the monitor will display an Electronic Label statement with FCC & Industry Canada ID Numbers for the 700 series monitor
- FCC KB 784748 Part II, B, 3
- We must include instructions on the packaging (or in the box) to point to the location of the instructions on the website
 - FCC KB 784748 Part II, B, 3
 - Each individual model must have its own sticker for importation.
 - “For User Instructions and Compliance Information visit www.smallhd.com/support/faq”
 - Stickers:
 - 702 Bright Monitor Box Sticker




- 701 Bright Monitor Box Sticker

Filename: smallHD SERIES 700 MONITOR – Labeling & User Manual Requirements-V0.1.doc	Revision: 0.1	
Document Type: 700 Series Monitor – Compliance Specification	Revision Date: 2015-10-12	Page: 6 of 13

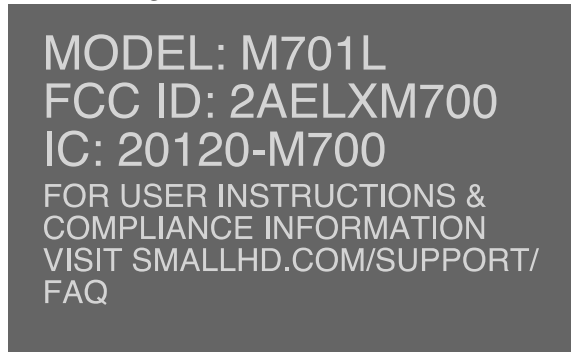
MODEL: M701
FCC ID: 2AELXM700
IC: 20120-M700
FOR USER INSTRUCTIONS &
COMPLIANCE INFORMATION
VISIT SMALLHD.COM/SUPPORT/FAQ

- 702 Light Monitor Box Sticker


MODEL: M702L
FCC ID: 2AELXM700
IC: 20120-M700
FOR USER INSTRUCTIONS &
COMPLIANCE INFORMATION
VISIT SMALLHD.COM/SUPPORT/FAQ

Filename: smallHD SERIES 700 MONITOR – Labeling & User Manual Requirements-V0.1.doc	Revision: 0.1	
Document Type: 700 Series Monitor – Compliance Specification	Revision Date: 2015-10-12	Page: 7 of 13

- 701 Light Monitor Box Sticker



- On the box we must include our FCC and IC ID numbers due to the use of the E-Label.
 - This must be on the outside of the packaging at time of importation, marketing or sale
 - This statement can be combined with the directions to the website on a single sticker
 - as per FCC KB784748 Part II, C, 1.
- The device label will be a sticker on the back of the monitor.

Filename: smallHD SERIES 700 MONITOR – Labeling & User Manual Requirements-V0.1.doc	Revision: 0.1	
Document Type: 700 Series Monitor – Compliance Specification	Revision Date: 2015-10-12	Page: 8 of 13




1.2 User's Manual Requirements:

Three Additional Statements must be included in our users' manual for Compliance.

1) Part 15 FCC Statement:

“NOTE: This equipment has been tested and found to comply with the limits for a Class B digital device, pursuant to Part 15 of the FCC Rules. These limits are designed to provide reasonable protection against harmful interference in a residential installation. This equipment generates, uses, and can radiate radio frequency energy and, if not installed and used in accordance with the instructions, may cause harmful interference to radio communications. However, there is no guarantee that interference will not occur in a particular installation. If this equipment does cause harmful interference to radio or television reception, which can be determined by turning the equipment off and on, the user is encouraged to try to correct the interference by one or more of the following measures:

Filename: smallHD SERIES 700 MONITOR – Labeling & User Manual Requirements-V0.1.doc	Revision: 0.1	
Document Type: 700 Series Monitor – Compliance Specification	Revision Date: 2015-10-12	Page: 9 of 13


- Reorient or relocate the receiving antenna.
- Increase the separation between the equipment and receiver.
- Connect the equipment into an outlet on a circuit different from that to which the receiver is connected.
- Consult the dealer or an experienced radio/TV technician for help.”

2) 47 CFR Part 15.21 FCC Statement

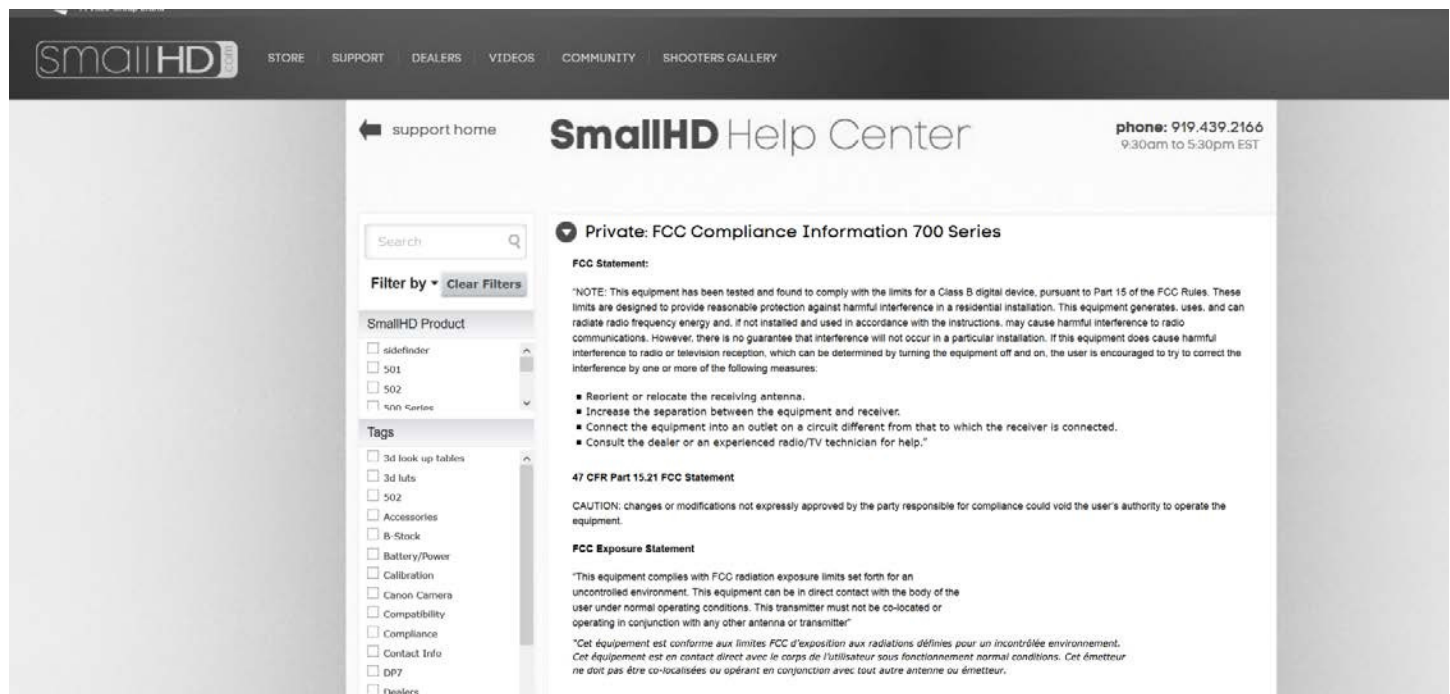
CAUTION: changes or modifications not expressly approved by the party responsible for compliance could void the user's authority to operate the equipment.

3) FCC Exposure Statement


“This equipment complies with FCC radiation exposure limits set forth for an uncontrolled environment. This equipment can be in direct contact with the body of the user under normal operating conditions. This transmitter must not be co-located or operating in conjunction with any other antenna or transmitter”

Filename: smallHD SERIES 700 MONITOR – Labeling & User Manual Requirements-V0.1.doc	Revision: 0.1	
Document Type: 700 Series Monitor – Compliance Specification	Revision Date: 2015-10-12	Page: 10 of 13

ALL THREE FCC DISCLOSURE STATEMENTS WILL BE DISPLAYED UNDER “FCC COMPLIANCE INFORMATION 700 SERIES” ON THE 700 SERIES MAIN USER MANUAL PAGE:




The screenshot shows the SmallHD Help Center website. The header includes the SmallHD logo and navigation links: STORE, SUPPORT, DEALERS, VIDEOS, COMMUNITY, and SHOOTERS GALLERY. The main content area is titled "SmallHD Help Center" and includes a search bar, a "support home" link, and a phone number: 919.439.2166 (9:30am to 5:30pm EST). The page is titled "Private: FCC Compliance Information 700 Series". It contains three main sections: "FCC Statement" with a note about Class B digital device compliance and a list of measures to reduce interference; "47 CFR Part 15.21 FCC Statement" with a caution about unauthorized changes; and "FCC Exposure Statement" with information about radiation exposure limits. A sidebar on the left offers filters by product (sidefinder, 501, 502, 14/16 Curlee) and tags (3d look up tables, 3d luts, 502, Accessories, B-Stock, Battery/Power, Calibration, Canon Camera, Compatibility, Compliance, Contact Info, DP7, Dealers).

Filename: smallHD SERIES 700 MONITOR – Labeling & User Manual Requirements-V0.1.doc	Revision: 0.1	
Document Type: 700 Series Monitor – Compliance Specification	Revision Date: 2015-10-12	Page: 11 of 13


4) Industry Canada (IC) Statement (Must be in BOTH French & English):

This device complies with Industry Canada licence exempt RSS Standard(s). Operation is subject to the following two conditions: (1) this device may not cause interference, and (2) this device must accept any interference, including interference that may cause undesired operation of the device.

Le présent appareil est conforme aux CNR d'Industrie Canada applicables aux appareils radio exempts de licence. L'exploitation est autorisée aux deux conditions suivantes: (1) l'appareil ne doit pas produire de brouillage, et (2) l'utilisateur de l'appareil doit accepter tout brouillage radioélectrique subi même si le brouillage est susceptible d'en compromettre le fonctionnement.


SmallHD
A Vitec Group brand

Vitec Group websites ▾


STORE | SUPPORT | DEALERS | VIDEOS | COMMUNITY | SHOOTERS GALLERY

MY ACCOUNT


support home


Help Center

phone: 919.439.2166
9:30am to 5:30pm EST

Filter by ▾

SmallHD Product

☐ 500 Series
☐ sidefinder
☐ 501
☐ 502

Tags


☐ 3d look up tables
☐ 3d luts
☐ 500
☐ 502
☐ 700
☐ Accessories
☐ B-Stock


Private: Industry Canada (IC) Statement 700 series monitor

Industry Canada (IC) Statement

This device complies with Industry Canada licence exempt RSS Standard(s). Operation is subject to the following two conditions: (1) this device may not cause interference, and (2) this device must accept any interference, including interference that may cause undesired operation of the device.

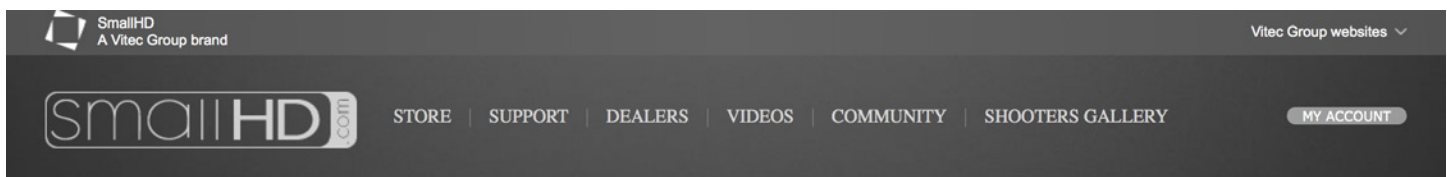
Le présent appareil est conforme aux CNR d'Industrie Canada applicables aux appareils radio exempts de licence. L'exploitation est autorisée aux deux conditions suivantes: (1) l'appareil ne doit pas produire de brouillage, et (2) l'utilisateur de l'appareil doit accepter tout brouillage radioélectrique subi même si le brouillage est susceptible d'en compromettre le fonctionnement.

Filename: smallHD SERIES 700 MONITOR – Labeling & User Manual Requirements-V0.1.doc	Revision: 0.1	
Document Type: 700 Series Monitor – Compliance Specification	Revision Date: 2015-10-12	Page: 12 of 13

5) Instructions for Accessing FCC & IC E-Label in Monitor

1. Once monitor has finished booting, motion LEFT on the joystick to access the Monitor Settings Menu.
2. Using the joystick, motion down to scroll to *COMPLIANCE*.
3. When *COMPLIANCE* is highlighted, the monitor will display an Electronic Label statement with FCC & Industry Canada ID Numbers for the 700 series monitor.

***PLEASE DISREGARD THE “PRIVATE:” BEFORE THE WORD INSTRUCTIONS – this is a consequence of mocking up the page before it goes LIVE on the website.



← support home

SmallHD Help Center

phone: 919.439.2166
9:30am to 5:30pm EST

Filter by Clear Filters

SmallHD Product

- ☐ 500 Series
- ☐ sidefinder
- ☐ 501
- ☐ 502


Tags

- ☐ 3d look up tables
- ☐ 3d luts

Private: Instructions for Accessing FCC & IC E-Label in Monitor on 700 series monitor

Instructions for Accessing FCC & IC Electronic-Label in Monitor

1. Once monitor has finished booting, motion LEFT on the joystick to access the Monitor Settings Menu.
2. Using the joystick, motion down to scroll to *COMPLIANCE*.
3. When *COMPLIANCE* is highlighted, the monitor will display an Electronic Label statement with FCC & Industry Canada ID Numbers for the 700 series monitor.

Filename: smallHD SERIES 700 MONITOR – Labeling & User Manual Requirements-V0.1.doc	Revision: 0.1	
Document Type: 700 Series Monitor – Compliance Specification	Revision Date: 2015-10-12	Page: 13 of 13