

bellabeat

ENG / FR / DE / ES / PT / IT



SILVER
EDITION

leaf URBAN

USER MANUAL

About Leaf by Bellabeat

This user manual contains important information about the operation of your device. It also contains information about how to use this device safely. Read this information carefully before use and save the user manual for future reference.

Leaf by Bellabeat is a piece of jewelry that works together with the Bellabeat app as your own personalized health tracker. Accurate sensors hidden inside Leaf track your body's movement throughout the day and your data syncs wirelessly with Bellabeat app, showing your progress, active time, steps taken and calories burned. You can set up your daily goals in the app and the inactivity alerts will notify you if you've been inactive for too long and motivate you to achieve your goals. Leaf is a sleep monitor as well. It tracks your movement during the night, the duration and the quality of your sleep and vibrates to gently wake you up in the morning. Guided meditation exercises in the app are designed to help you relax and reduce stress because taking care of your mind is as important as taking care of your body. Bellabeat app allows you to log your menstrual cycles so that you understand your body better and take care of your overall well-being. Based on the parameters Leaf is detecting, Bellabeat app predicts your stress levels so you can see how likely it is to experience stress based on the data such as your sleep quality, activity and period. Leaf comes with a previously installed battery that lasts up to 6 months,

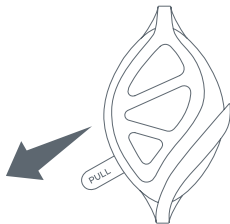
so there is no need for charging. Learn more about the Bellabeat app and Leaf on our support website support.bellabeat.com.

WHAT'S INCLUDED:
Leaf Urban by Bellabeat, Necklace, Bracelet, User manual, Battery Replacement Tool

First steps

Powering on

Your Leaf is shipped with one CR2032 coin cell battery that has been previously installed. To power on your device, pull the plastic tab away from the device. When the tab is removed, the device will vibrate to let you know it is powered on.



Install the application

1. Connect your phone to the Internet and go to Google Play (Android users) or to App Store (iOS users) to download the Bellabeat app. You can find more instructions at www.bellabeat.com.
2. Open the Bellabeat app.
3. Double tap your Leaf to start pairing.
4. Connect Leaf with the Bellabeat app.



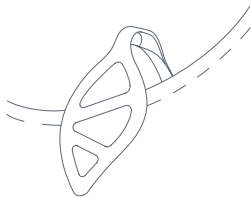
How to wear Leaf

You can wear your Leaf as a clip, necklace or bracelet.

Clip

Lift the bigger part of the metal clip and slide the fabric of your garment between the metal clip and the housing. The thin tailpiece should not be used as a clip since it may deform. Leaf can be attached to the hem of your top, shirt, or waistband.

Please be informed - clipping Leaf to fabrics thicker than 2 mm could damage the clip. Avoid pulling the clip more than 4 mm from the wooden housing when guiding your fabric through. Leaf should be treated with the same care as a piece of jewelry to protect its construction.



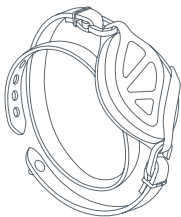
Necklace

Make sure you pull the necklace through the metal clip hoop so that the tip of your Leaf is facing down. The necklace can be set to different lengths, so you can pick your favorite way of wearing it.

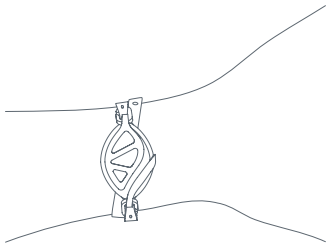


Classic bracelet

Separate both ends of the bracelet. Attach both hooks to each end of the metal clip (as shown in the picture). Place the Leaf on your wrist with clip design facing upward. Wrap the longer strap around your wrist once and pin it through a hole at a comfortable length.



Please be aware that in order for your Leaf to work its best, the bracelet should be properly attached and adjusted to your wrist size. Tighten your bracelet so that it's not too loose to make sure your Leaf doesn't move around, keeping it comfortable to wear and not too tight at the same time.



Water resistance

Your Leaf has passed the water resistance IPX grade 6, which means it can withstand exposure to spraying water.



PLEASE NOTE:

Leaf is not waterproof and it should not be submerged under water. It also cannot be used while swimming.

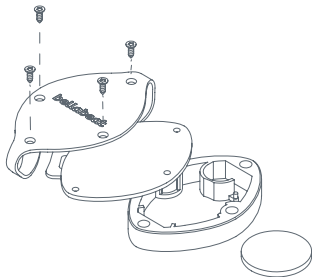
Specification

- Dimensions: Height: 1.85 inches (48 mm); Width: 1.1 inches (28 mm); Depth: 0.43 inches (11,5 mm); Weight: 0.59 ounces (16.5 g).
- Power Source: CR2032 coin cell battery
- Connectivity: Wireless
- Frequency range: 2402-2480 MHz
- Sensors: tri-axis accelerometer
- Haptic vibration motor for alarms and notifications
- OTA update (Over the Air update)

Leaf by Bellabeat works with Android 4.3 and later, iPhone 4s and later, iPod Touch 5th Gen and later, iPad 3rd Gen and later.

Replacing the battery

1. Unscrew all four screws by using the Battery Replacement Tool (Torx T3) and remove the metal clip (1)
2. Remove the rubber cover (2)
3. Remove the battery and replace it with a new one (3)
4. Replace the rubber cover ensuring the holes line up with the housing
5. Replace the metal clip ensuring the holes line up with the housing
6. Insert and tighten all four screws



Battery safety information

In exceptional circumstances, batteries may leak fluids that can cause a chemical burn injury or ruin your product. To avoid battery leakage:

- Do not mix old and new batteries or batteries of different types: alkaline, standard (carbon-zinc) or rechargeable (nickel-cadmium).
- Insert batteries as indicated inside the battery compartment.
- Remove batteries during extended periods of non-use. Always remove exhausted batteries from the product. Dispose of batteries safely. Do not dispose of this product in a fire. The batteries inside may explode or leak.
- Never short-circuit the battery terminals.
- Use only batteries of the same or equivalent type, as recommended.
- Do not charge non-rechargeable batteries.

Proper disposal

DO NOT dispose of the battery with household waste. The symbol of the crossed out wheeled bin indicates that the battery should not be placed in household waste. Instead they should be handed over to the appropriate collection point for the recycling of batteries.



DO NOT dispose of this product with household waste. This symbol indicates that this product shall not be treated as household waste. Instead it should be handed over to the appropriate collection point for the recycling of electrical and electronic equipment. The recycling of materials will help conserve natural resources.



Certification



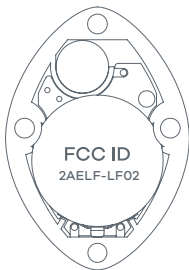
Bellabeat Inc. is authorized to apply the CE Mark to its product, thereby declaring conformity to the essential requirements and other relevant provisions of Directive 2014/53/EU and other applicable Directives. The complete Declaration of Conformity can be found at www.bellabeat.com/declaration



FCC ID: 2AELF-LF02



The FCC ID is located under the battery. To see the FCC ID, please remove the battery.



FCC PART 15 Compliance

This device complies with Part 15 of the FCC Rules. Operation is subject to the following two conditions: (1) this device may not cause harmful interference, and (2) this device must accept any interference received, including interference that may cause undesired operation. Changes or modifications not expressly approved by the party responsible for compliance could void the user's authority to operate the product.

NOTE: This equipment has been tested and found to comply with the limitations for a Class B digital device, pursuant to Part 15 of the FCC Rules. These limits are designed to provide reasonable protection

against harmful interference in residential installation. This equipment generates, uses and can radiate radio frequency energy and if not installed and used in accordance with the instruction, may cause harmful interference to radio communications. However, there is no guarantee that interference will not occur in a particular installation. If this equipment does cause harmful interference to radio or television reception, which can be determined by turning the equipment off and on, the user is encouraged to try to correct the interference by one or more of the following measures:

- Reorient or relocate the receiving antenna.
- Increase the separation between the equipment and receiver.
- Connect the equipment to an outlet on a circuit different from the one the receiver is connected to.
- Consult the dealer or an experienced radio/TV technician for help.

Warranty, maintenance and return policy

Bellabeat Inc. warrants that the original device purchased from Bellabeat or authorized reseller shall be without defect under normal use for a period of one year, except for residents from European Economic Area (EEA) who purchased their Bellabeat device in the EEA whose warranty period is two years from the date of purchase.

Bellabeat offers a 30-day money back guarantee. Please make sure to include all the accessories, user manual and the original box, otherwise the product cannot be returned. To request a refund, contact Customer Service at orders@bellabeat.com.

More information about warranty, maintenance and return policy can be found at www.bellabeat.com/returns.

Attention

- If the screws are not inserted and tightened properly, your Leaf will not be water resistant.
- This package contains small and sharp parts that may be hazardous to children and should be kept out of their reach. This product is not a toy – never allow children to play with this product. Always store the product out of reach of children. The bags themselves or the many small parts they contain may cause choking if ingested.



- Leaf is not designed or intended for children.
- Keep all products away from operating machinery.
- Use only the appropriate screwdriver to adjust the screws.
- Leaf is not a medical device.
- Leaf's edges can be sharp, so handle with care.
- Ideal operating temperatures are 32 - 104°F (0 - 40 °C). Extreme heat or cold may damage your device or accessories.
- Keep Leaf away from sources of heat and fire, such as a heater, microwave oven, stove, water heater, radiator, or candle.
- Do not expose Leaf to direct sunlight (such as on a car dashboard) for prolonged periods.
- Do not drop your Leaf or battery. If Leaf or the battery is dropped, especially on a hard surface, it may be damaged.
- Do not use any chemical detergent, powder, or other chemical agents (such as alcohol and benzene) to clean the device or accessories. These substances may cause damage to parts or present a fire hazard. Use a clean, soft, and dry cloth to clean the device and accessories.