


APPENDIX D. Photographs of EUT and Test Setup

<Test Setup>




Body Back with gap 0mm



Body Back with gap 15mm



Body Edge_1 with gap 0mm



Body Edge_2 with gap 0mm




Body Edge_3 with gap 0mm




Body Edge_3 with gap 15mm




Body Edge_3 with 10° Angel Tilted




Body Edge_3 with 20° Angel Tilted



Body Edge_3 with 30° Angel Tilted



Body Edge_3 with 40° Angel Tilted



Body Edge_3 with 45° Angel Tilted



Body Edge_4 with gap 0mm




Body Edge_4 with gap 15mm



Body Edge_4 with 10° Angel Tilted



Body Edge_4 with 20° Angel Tilted



Body Edge_4 with 30° Angel Tilted




Body Edge_4 with 40° Angel Tilted




Body Edge_4 with 45° Angel Tilted



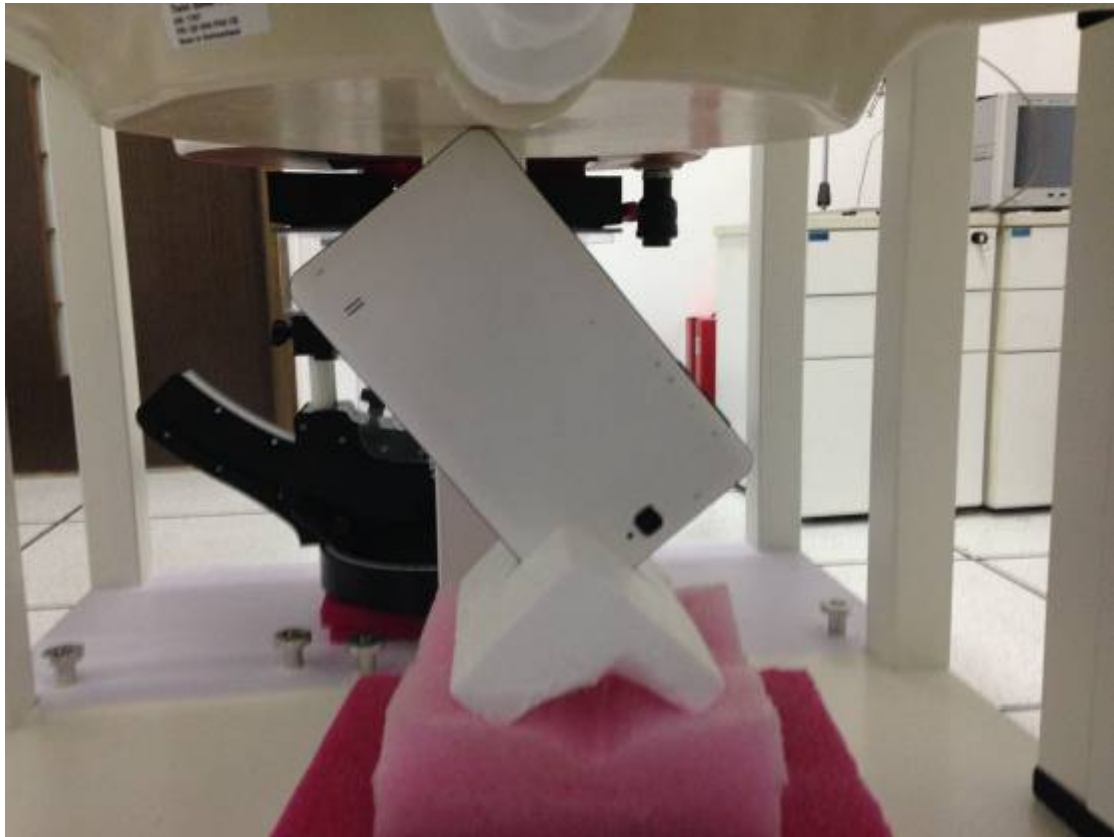
Body Bottom Edge/Right Corner with 0° Angel Tilted




Body Bottom Edge/Right Corner with Left 10° Angel Tilted




Body Bottom Edge/Right Corner with Left 20° Angel Tilted




Body Bottom Edge/Right Corner with Left 30° Angel Tilted




Body Bottom Edge/Right Corner with Left 40° Angel Tilted



Body Bottom Edge/Right Corner with Right 10° Angel Tilted



Body Bottom Edge/Right Corner with Right 20° Angel Tilted



Body Bottom Edge/Right Corner with Right 30° Angel Tilted



Body Bottom Edge/Right Corner with Right 40° Angel Tilted

