


## Attachment 1

### ➤ Test Setup Photograph

#### <Radiated Emission>

Test Mode : Mode 1: Transmit Mode\_A1

Description : Front View of Radiated Emission Test Setup (Bi-Log)




Test Mode : Mode 1: Transmit Mode\_A1

Description : Back View of Radiated Emission Test Setup (Bi-Log)



Test Mode : Mode 2: Transmit Mode\_A2  
Description : Front View of Radiated Emission Test Setup (Bi-Log)




Test Mode : Mode 2: Transmit Mode\_A2  
Description : Back View of Radiated Emission Test Setup (Bi-Log)




Test Mode : Mode 1: Transmit Mode\_A1

Description : Front View of Radiated Emission Test Setup (Horn)



Test Mode : Mode 1: Transmit Mode\_A1


Description : Back View of Radiated Emission Test Setup (Horn)





Test Mode : Mode 2: Transmit Mode\_A2

Description : Front View of Radiated Emission Test Setup (Horn)



Test Mode : Mode 2: Transmit Mode\_A2

Description : Back View of Radiated Emission Test Setup (Horn)

