

Maximum Permissible Exposure (MPE) & Exposure evaluation

Report identification number: 1-8695/19-01-01

Certification numbers and labeling requirements	
FCC ID	2AEJD-103902-1-DT50
ISED number	9301A-1039021DT50
HVIN (Hardware Version Identification Number)	DT50RF_MK2_1
PMN (Product Marketing Name)	DT50RF_MK2_1
FVIN (Firmware Version Identification Number)	6.6
HMN (Host Marketing Name)	-/-

This test report is electronically signed and valid without handwriting signature. For verification of the electronic signatures, the public keys can be requested at the testing laboratory.



Document authorised:



Alexander Hnatovskiy
Lab Manager
Radio Communications



Mihail Dorongovskij
Lab Manager
Radio Communications



EUT technologies:

Technologies:	Max. power conducted: (AVG)	Max. antenna gain:
WLAN 5.8 GHz	Measured 20.9 dBm	Declared : 14.0 dBi

NOTE: Results extracted from test report 1-9749_19-02-02-B

Prediction of MPE limit at given distance - FCC

Equation from page 18 of OET Bulletin 65, Edition 97-01

$$S = PG / 4\pi R^2$$

where: S = Power density

P = Power input to the antenna

G = Antenna gain

R = Distance to the center of radiation of the antenna

The table below is excerpted from Table 1B of 47 CFR 1.1310 titled "Limits for Maximum Permissible Exposure (MPE), Limits for General Population/Uncontrolled Exposure"

Frequency Range (MHz)	Power Density (mW/cm ²)	Averaging Time (minutes)
300 -1500	f/1500	30
1500 - 100000	1.0	30



where f = Frequency (MHz)

Prediction: worst case

		> 1500 MHz
	Technology	WLAN @ 5.8 GHz
P	Max power input to the antenna	20.9 dBm
R	Distance	20 cm
G	Antenna gain	14 dBi
S	MPE limit for uncontrolled exposure	1 mW/cm ²
	Calculated Power density:	0.6151 mW/cm ²

This prediction demonstrates the following:

The power density levels for FCC at a distance of 20 cm are below the maximum levels allowed by regulations.



Prediction of MPE limit at given distance - ISED

RSS-102, Issue 5, 2.5.2

RF exposure evaluation is required if the separation distance between the user and/or bystander and the device's radiating element is greater than 20 cm, except when the device operates as follows:

- below 20 MHz and the source-based, time-averaged maximum e.i.r.p. of the device is equal to or less than 1 W (adjusted for tune-up tolerance);
- at or above 20 MHz and below 48 MHz and the source-based, time-averaged maximum e.i.r.p. of the device is equal to or less than $4.49/f^{0.5}$ W (adjusted for tune-up tolerance), where f is in MHz;
- at or above 48 MHz and below 300 MHz and the source-based, time-averaged maximum e.i.r.p. of the device is equal to or less than 0.6 W (adjusted for tune-up tolerance);
- at or above 300 MHz and below 6 GHz and the source-based, time-averaged maximum e.i.r.p. of the device is equal to or less than $1.31 \times 10^{-2} f^{0.6834}$ W (adjusted for tune-up tolerance), where f is in MHz;
- at or above 6 GHz and the source-based, time-averaged maximum e.i.r.p. of the device is equal to or less than 5 W (adjusted for tune-up tolerance).

Prediction: worst case

		0.3 - 6 GHz
	Technology	WLAN 5.8 GHz
	Frequency	5800 MHz
P	Max power input to the antenna	20.9 dBm
R	Distance	20 cm
G	Antenna gain	14 dBi
	Maximum EIRP	3090.3 mW
	Exclusion Limit from above:	4.89 W

Conclusion: RF exposure evaluation is not required.

For applications where minimum distance to radiating element is 20cm Annex C of RSS-102 should be filled out.