

Plot 1#: GSM 850_Head Left Cheek_Mid**DUT: MOBILE PHONE; Type: TITAN; Serial: 22HY_1;**

Communication System: Generic GSM (0); Frequency: 836.6 MHz; Duty Cycle: 1:8
Medium parameters used: $f = 836.6$ MHz; $\sigma = 0.896$ S/m; $\epsilon_r = 43.178$; $\rho = 1000$ kg/m³ ;
Phantom section: Left Section

DASY5 Configuration:

- Probe: EX3DV4 - SN7522; ConvF(9.7, 9.7, 9.7) @836.6 MHz; Calibrated: 2022/5/6;
- Sensor-Surface: 1.4mm (Mechanical Surface Detection)
- Electronics: DAE4 Sn1354; Calibrated: 2022/10/31
- Phantom: Twin SAM; Type: Twin SAM V5.0; Serial: TP:1412
- Measurement SW: DASY52, Version 52.10 (2); SEMCAD X Version 14.6.12 (7470)

Area Scan (7x10x1): Measurement grid: dx=15mm, dy=15mm

Maximum value of SAR (measured) = 0.462 W/kg

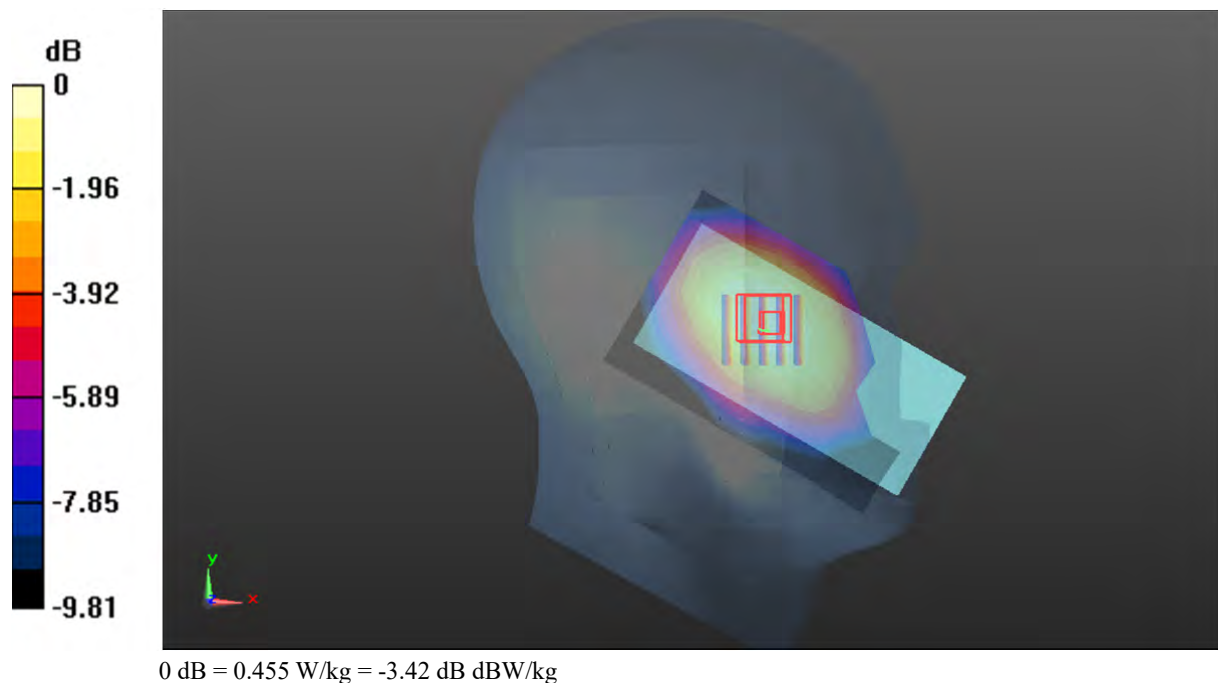
Zoom Scan (5x5x7)/Cube 0: Measurement grid: dx=8mm, dy=8mm, dz=5mm

Reference Value = 11.22 V/m; Power Drift = 0.09 dB

Peak SAR (extrapolated) = 0.519 W/kg

SAR(1 g) = 0.361 W/kg; SAR(10 g) = 0.260 W/kg

Maximum value of SAR (measured) = 0.455 W/kg



Plot 2#: GSM 850_Head Left Tilt_Mid**DUT: MOBILE PHONE; Type: TITAN; Serial: 22HY_1;**

Communication System: Generic GSM (0); Frequency: 836.6 MHz; Duty Cycle: 1:8
Medium parameters used: $f = 836.6$ MHz; $\sigma = 0.896$ S/m; $\epsilon_r = 43.178$; $\rho = 1000$ kg/m³ ;
Phantom section: Left Section

DASY5 Configuration:

- Probe: EX3DV4 - SN7522; ConvF(9.7, 9.7, 9.7) @836.6 MHz; Calibrated: 2022/5/6;
- Sensor-Surface: 1.4mm (Mechanical Surface Detection)
- Electronics: DAE4 Sn1354; Calibrated: 2022/10/31
- Phantom: Twin SAM; Type: Twin SAM V5.0; Serial: TP:1412
- Measurement SW: DASY52, Version 52.10 (2); SEMCAD X Version 14.6.12 (7470)

Area Scan (7x10x1): Measurement grid: dx=15mm, dy=15mm

Maximum value of SAR (measured) = 0.193 W/kg


Zoom Scan (5x5x7)/Cube 0: Measurement grid: dx=8mm, dy=8mm, dz=5mm

Reference Value = 10.57 V/m; Power Drift = -0.12 dB

Peak SAR (extrapolated) = 0.220 W/kg

SAR(1 g) = 0.157 W/kg; SAR(10 g) = 0.112 W/kg

Maximum value of SAR (measured) = 0.198 W/kg



0 dB = 0.198 W/kg = -7.03 dB dBW/kg

Plot 3#: GSM 850_Head Right Cheek_Mid**DUT: MOBILE PHONE; Type: TITAN; Serial: 22HY_1;**

Communication System: Generic GSM (0); Frequency: 836.6 MHz; Duty Cycle: 1:8
 Medium parameters used: $f = 836.6$ MHz; $\sigma = 0.896$ S/m; $\epsilon_r = 43.178$; $\rho = 1000$ kg/m³ ;
 Phantom section: Right Section

DASY5 Configuration:

- Probe: EX3DV4 - SN7522; ConvF(9.7, 9.7, 9.7) @836.6 MHz; Calibrated: 2022/5/6;
- Sensor-Surface: 1.4mm (Mechanical Surface Detection)
- Electronics: DAE4 Sn1354; Calibrated: 2022/10/31
- Phantom: Twin SAM; Type: Twin SAM V5.0; Serial: TP:1412
- Measurement SW: DASY52, Version 52.10 (2); SEMCAD X Version 14.6.12 (7470)

Area Scan (7x10x1): Measurement grid: dx=15mm, dy=15mm

Maximum value of SAR (measured) = 0.261 W/kg


Zoom Scan (5x5x7)/Cube 0: Measurement grid: dx=8mm, dy=8mm, dz=5mm

Reference Value = 8.720 V/m; Power Drift = -0.18 dB

Peak SAR (extrapolated) = 0.291 W/kg

SAR(1 g) = 0.207 W/kg; SAR(10 g) = 0.150 W/kg

Maximum value of SAR (measured) = 0.259 W/kg



0 dB = 0.259 W/kg = -5.87 dB dBW/kg

Plot 4#: GSM 850_Head Right Tilt_Mid**DUT: Mobile Phone; Type: TITAN; Serial: 22HY_1**

Communication System: Generic GSM (0); Frequency: 836.6 MHz; Duty Cycle: 1:8
 Medium parameters used: $f = 836.6$ MHz; $\sigma = 0.896$ S/m; $\epsilon_r = 43.178$; $\rho = 1000$ kg/m³
 Phantom section: Right Section

DASY5 Configuration:

- Probe: EX3DV4 - SN7522; ConvF(9.7, 9.7, 9.7) @ 836.6 MHz; Calibrated: 2022/5/6
- Sensor-Surface: 1.4mm (Mechanical Surface Detection)
- Electronics: DAE4 Sn1354; Calibrated: 2022/10/31
- Phantom: Twin SAM; Type: Twin SAM V5.0; Serial: TP:1412
- Measurement SW: DASY52, Version 52.10 (2); SEMCAD X Version 14.6.12 (7470)

Area Scan (7x10x1): Measurement grid: dx=15mm, dy=15mm

Maximum value of SAR = 0.153 W/kg

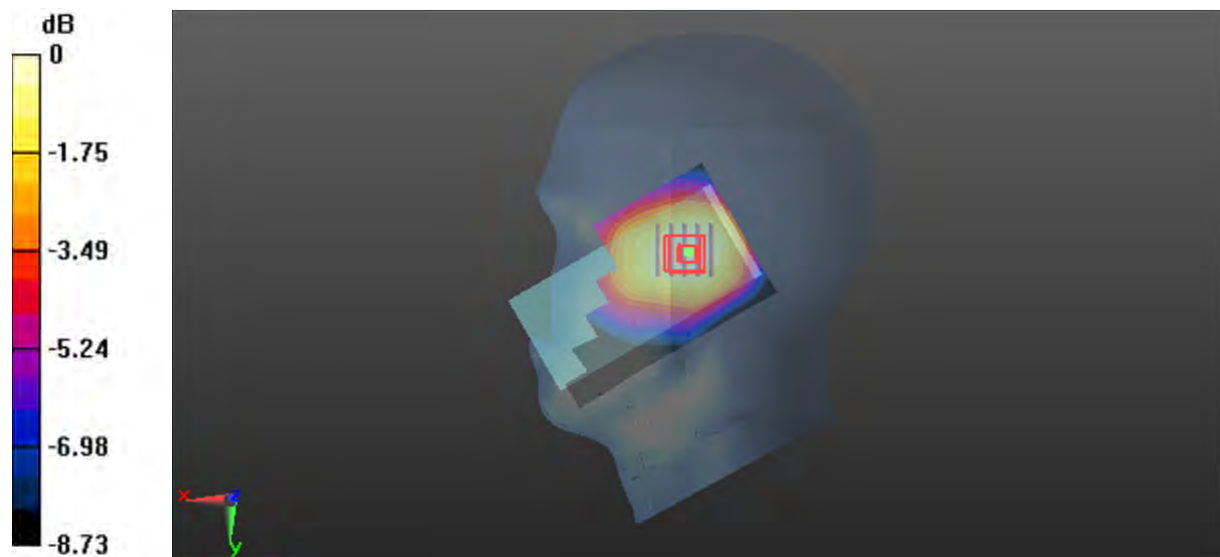
Zoom Scan (5x5x7)/Cube 0: Measurement grid: dx=8mm, dy=8mm, dz=5mm

Reference Value = 9.514 V/m; Power Drift = -0.20 dB

Peak SAR (extrapolated) = 0.172 W/kg

SAR(1 g) = 0.122 W/kg; SAR(10 g) = 0.087 W/kg

Maximum value of SAR (measured) = 0.154 W/kg



0 dB = 0.154 W/kg = -8.12 dBW/kg

Plot 5#: GSM 850_Body Worn Front_Mid**DUT: MOBILE PHONE; Type: TITAN; Serial: 22HY_1;**

Communication System: Generic GSM (0); Frequency: 836.6 MHz; Duty Cycle: 1:8
 Medium parameters used: $f = 836.6$ MHz; $\sigma = 0.896$ S/m; $\epsilon_r = 43.178$; $\rho = 1000$ kg/m³ ;
 Phantom section: Flat Section

DASY5 Configuration:

- Probe: EX3DV4 - SN7522; ConvF(9.7, 9.7, 9.7) @ 836.6 MHz; Calibrated: 2022/5/6;
- Sensor-Surface: 1.4mm (Mechanical Surface Detection)
- Electronics: DAE4 Sn1354; Calibrated: 2022/10/31
- Phantom: Twin SAM; Type: Twin SAM V5.0; Serial: TP:1412
- Measurement SW: DASY52, Version 52.10 (2); SEMCAD X Version 14.6.12 (7470)

Area Scan (7x13x1): Measurement grid: dx=15mm, dy=15mm

Maximum value of SAR (measured) = 0.382 W/kg

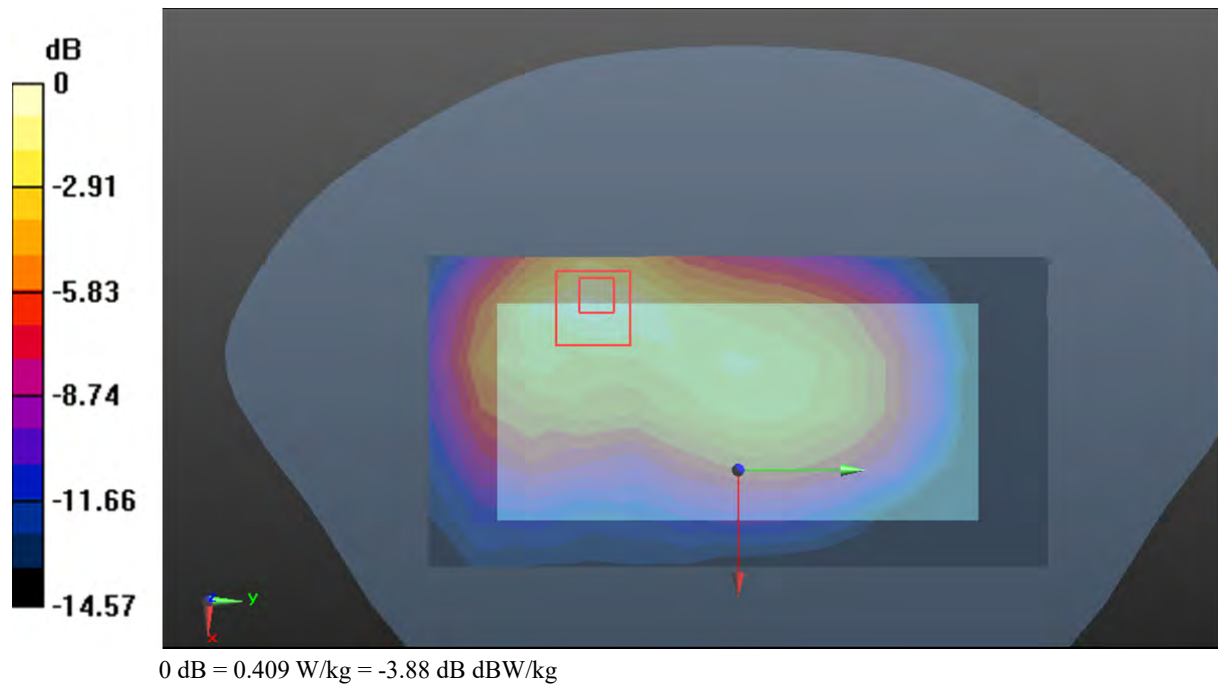
Zoom Scan (5x5x7)/Cube 0: Measurement grid: dx=8mm, dy=8mm, dz=5mm

Reference Value = 14.65 V/m; Power Drift = 0.04 dB

Peak SAR (extrapolated) = 0.584 W/kg

SAR(1 g) = 0.273 W/kg; SAR(10 g) = 0.159 W/kg

Maximum value of SAR (measured) = 0.409 W/kg



Plot 6#: GSM 850_Body Worn Back_Mid**DUT: MOBILE PHONE; Type: TITAN; Serial: 22HY_1;**

Communication System: Generic GSM (0); Frequency: 836.6 MHz; Duty Cycle: 1:8
 Medium parameters used: $f = 836.6$ MHz; $\sigma = 0.896$ S/m; $\epsilon_r = 43.178$; $\rho = 1000$ kg/m³ ;
 Phantom section: Flat Section

DASY5 Configuration:

- Probe: EX3DV4 - SN7522; ConvF(9.7, 9.7, 9.7) @ 836.6 MHz; Calibrated: 2022/5/6;
- Sensor-Surface: 1.4mm (Mechanical Surface Detection)
- Electronics: DAE4 Sn1354; Calibrated: 2022/10/31
- Phantom: Twin SAM; Type: Twin SAM V5.0; Serial: TP:1412
- Measurement SW: DASY52, Version 52.10 (2); SEMCAD X Version 14.6.12 (7470)

Area Scan (7x13x1): Measurement grid: dx=15mm, dy=15mm

Maximum value of SAR (measured) = 0.663 W/kg

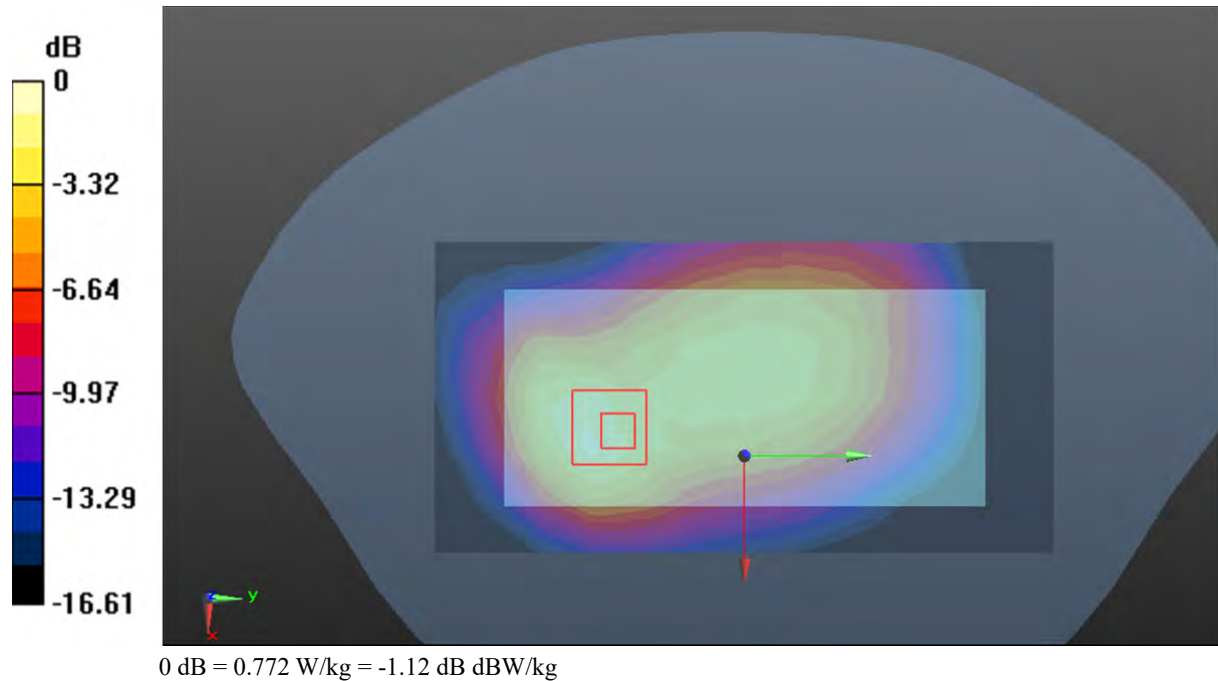
Zoom Scan (5x5x7)/Cube 0: Measurement grid: dx=8mm, dy=8mm, dz=5mm

Reference Value = 20.31 V/m; Power Drift = 0.19 dB

Peak SAR (extrapolated) = 0.972 W/kg

SAR(1 g) = 0.484 W/kg; SAR(10 g) = 0.263 W/kg

Maximum value of SAR (measured) = 0.772 W/kg



Plot 7#: GSM 850_Body Front_Mid**DUT: MOBILE PHONE; Type: TITAN; Serial: 22HY_1;**

Communication System: GPRS-2 slots (0); Frequency: 836.6 MHz; Duty Cycle: 1:4
 Medium parameters used: $f = 836.6$ MHz; $\sigma = 0.896$ S/m; $\epsilon_r = 43.178$; $\rho = 1000$ kg/m³ ;
 Phantom section: Flat Section

DASY5 Configuration:

- Probe: EX3DV4 - SN7522; ConvF(9.7, 9.7, 9.7) @ 836.6 MHz; Calibrated: 2022/5/6;
- Sensor-Surface: 1.4mm (Mechanical Surface Detection)
- Electronics: DAE4 Sn1354; Calibrated: 2022/10/31
- Phantom: Twin SAM; Type: Twin SAM V5.0; Serial: TP:1412
- Measurement SW: DASY52, Version 52.10 (2); SEMCAD X Version 14.6.12 (7470)

Area Scan (7x13x1): Measurement grid: dx=15mm, dy=15mm

Maximum value of SAR (measured) = 0.304 W/kg

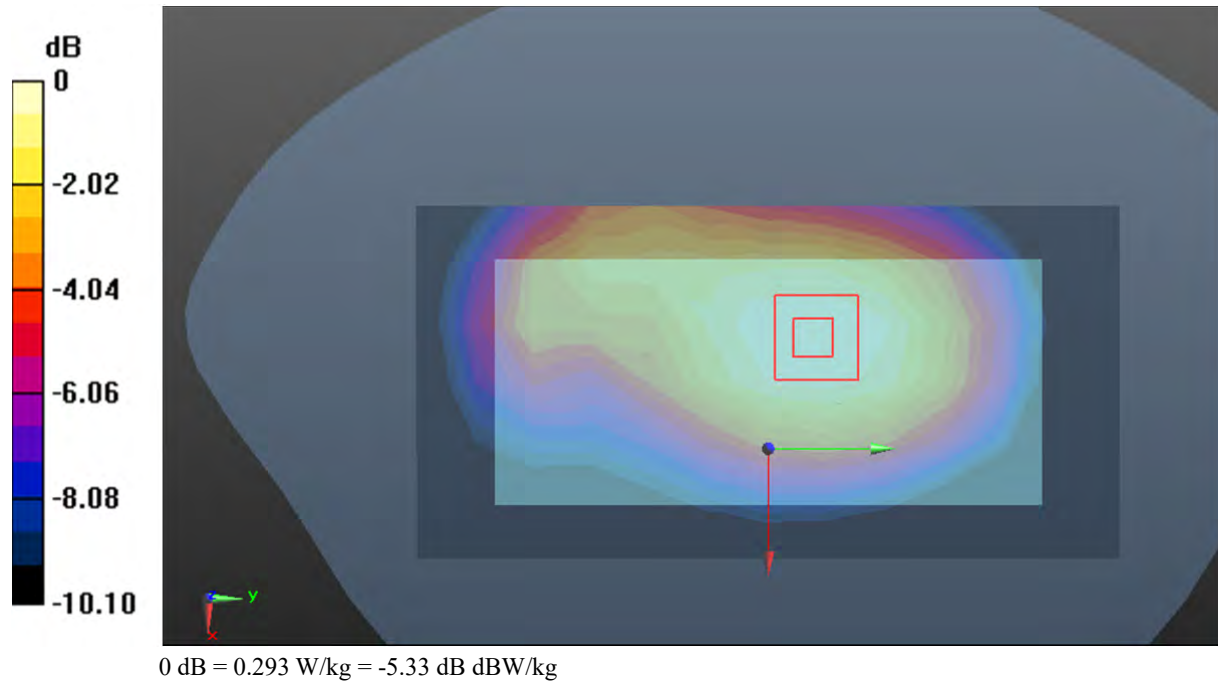
Zoom Scan (5x5x7)/Cube 0: Measurement grid: dx=8mm, dy=8mm, dz=5mm

Reference Value = 15.60 V/m; Power Drift = -0.19 dB

Peak SAR (extrapolated) = 0.337 W/kg

SAR(1 g) = 0.229 W/kg; SAR(10 g) = 0.161 W/kg

Maximum value of SAR (measured) = 0.293 W/kg



Plot 8#: GSM 850_Body Back_Mid**DUT: MOBILE PHONE; Type: TITAN; Serial: 22HY_1;**

Communication System: GPRS-2 slots (0); Frequency: 836.6 MHz; Duty Cycle: 1:4
 Medium parameters used: $f = 836.6$ MHz; $\sigma = 0.896$ S/m; $\epsilon_r = 43.178$; $\rho = 1000$ kg/m³ ;
 Phantom section: Flat Section

DASY5 Configuration:

- Probe: EX3DV4 - SN7522; ConvF(9.7, 9.7, 9.7) @ 836.6 MHz; Calibrated: 2022/5/6;
- Sensor-Surface: 1.4mm (Mechanical Surface Detection)
- Electronics: DAE4 Sn1354; Calibrated: 2022/10/31
- Phantom: Twin SAM; Type: Twin SAM V5.0; Serial: TP:1412
- Measurement SW: DASY52, Version 52.10 (2); SEMCAD X Version 14.6.12 (7470)

Area Scan (7x13x1): Measurement grid: dx=15mm, dy=15mm

Maximum value of SAR (measured) = 0.599 W/kg

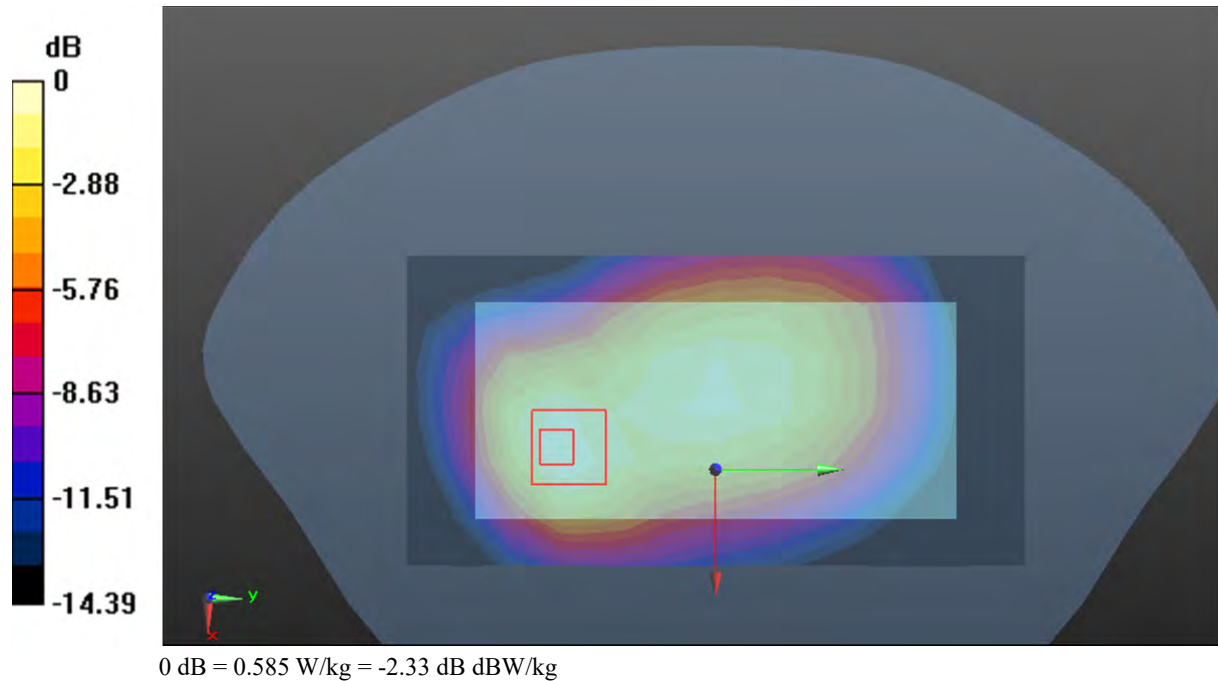
Zoom Scan (5x5x7)/Cube 0: Measurement grid: dx=8mm, dy=8mm, dz=5mm

Reference Value = 21.85 V/m; Power Drift = -0.04 dB

Peak SAR (extrapolated) = 0.761 W/kg

SAR(1 g) = 0.393 W/kg; SAR(10 g) = 0.233 W/kg

Maximum value of SAR (measured) = 0.585 W/kg



Plot 9#: PCS 1900_Head Left Cheek_Mid**DUT: MOBILE PHONE; Type: TITAN; Serial: 22HY_1;**

Communication System: Generic GSM (0); Frequency: 1880 MHz; Duty Cycle: 1:8
Medium parameters used: $f = 1880$ MHz; $\sigma = 1.424$ S/m; $\epsilon_r = 39.684$; $\rho = 1000$ kg/m³ ;
Phantom section: Left Section

DASY5 Configuration:

- Probe: EX3DV4 - SN7522; ConvF(7.79, 7.79, 7.79) @1880 MHz; Calibrated: 2022/5/6;
- Sensor-Surface: 1.4mm (Mechanical Surface Detection)
- Electronics: DAE4 Sn1354; Calibrated: 2022/10/31
- Phantom: Twin SAM; Type: Twin SAM V5.0; Serial: TP:1412
- Measurement SW: DASY52, Version 52.10 (2); SEMCAD X Version 14.6.12 (7470)

Area Scan (7x10x1): Measurement grid: dx=15mm, dy=15mm

Maximum value of SAR (measured) = 0.197 W/kg

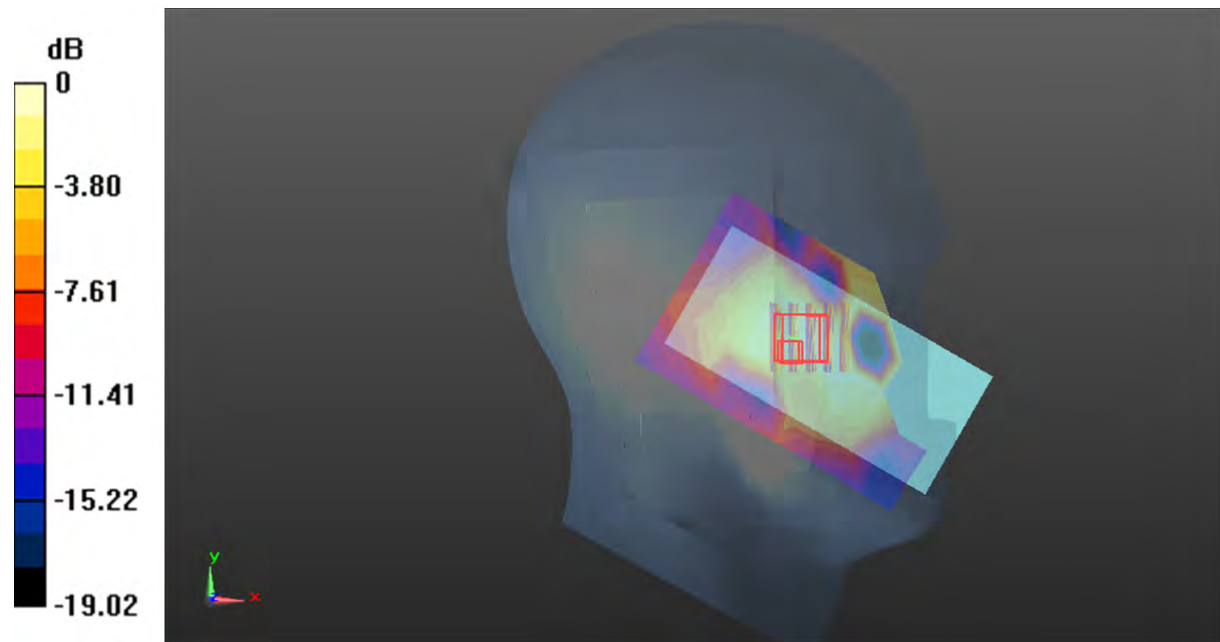
Zoom Scan (5x5x7)/Cube 0: Measurement grid: dx=8mm, dy=8mm, dz=5mm

Reference Value = 1.978 V/m; Power Drift = 0.08 dB

Peak SAR (extrapolated) = 0.331 W/kg

SAR(1 g) = 0.106 W/kg; SAR(10 g) = 0.054 W/kg

Maximum value of SAR (measured) = 0.179 W/kg



Plot 10#: PCS 1900_Head Left Tilt_Mid**DUT: MOBILE PHONE; Type: TITAN; Serial: 22HY_1;**

Communication System: Generic GSM (0); Frequency: 1880 MHz; Duty Cycle: 1:8
 Medium parameters used: $f = 1880$ MHz; $\sigma = 1.424$ S/m; $\epsilon_r = 39.684$; $\rho = 1000$ kg/m³ ;
 Phantom section: Left Section

DASY5 Configuration:

- Probe: EX3DV4 - SN7522; ConvF(7.79, 7.79, 7.79) @1880 MHz; Calibrated: 2022/5/6;
- Sensor-Surface: 1.4mm (Mechanical Surface Detection)
- Electronics: DAE4 Sn1354; Calibrated: 2022/10/31
- Phantom: Twin SAM; Type: Twin SAM V5.0; Serial: TP:1412
- Measurement SW: DASY52, Version 52.10 (2); SEMCAD X Version 14.6.12 (7470)

Area Scan (7x10x1): Measurement grid: dx=15mm, dy=15mm

Maximum value of SAR (measured) = 0.0778 W/kg

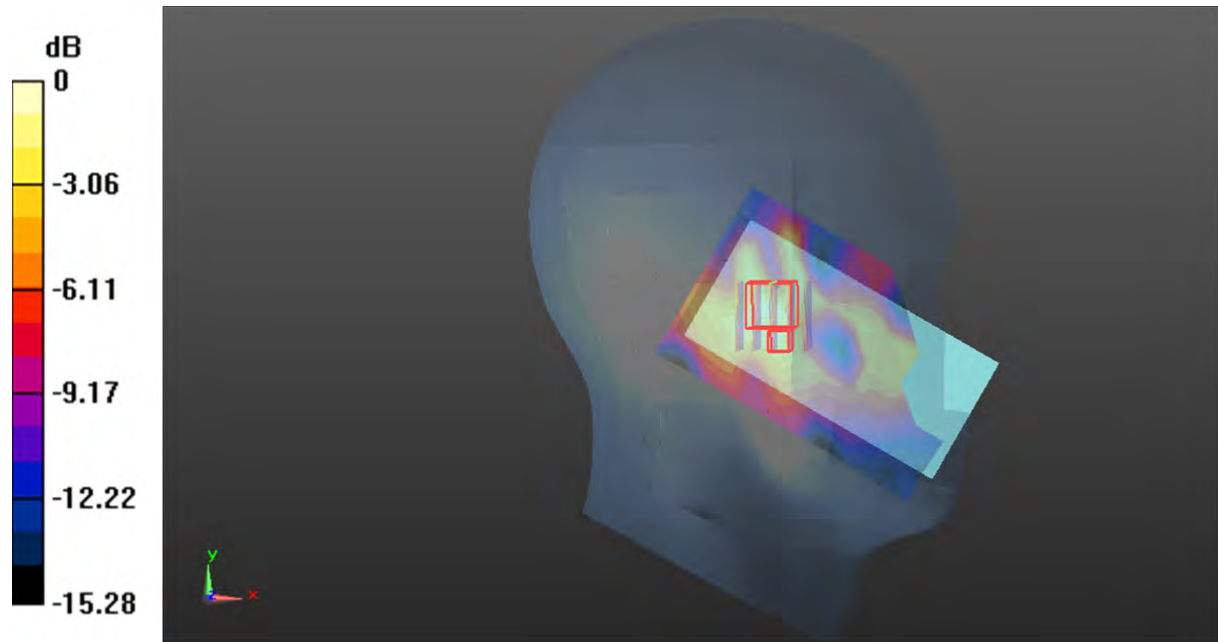
Zoom Scan (5x5x7)/Cube 0: Measurement grid: dx=8mm, dy=8mm, dz=5mm

Reference Value = 2.601 V/m; Power Drift = 0.01 dB

Peak SAR (extrapolated) = 0.128 W/kg

SAR(1 g) = 0.035 W/kg; SAR(10 g) = 0.019 W/kg

Maximum value of SAR (measured) = 0.0890 W/kg



0 dB = 0.0890 W/kg = -10.51 dB dBW/kg

Plot 11#: PCS 1900_Head Right Cheek_Mid**DUT: MOBILE PHONE; Type: TITAN; Serial: 22HY_1;**

Communication System: Generic GSM (0); Frequency: 1880 MHz; Duty Cycle: 1:8
Medium parameters used: $f = 1880$ MHz; $\sigma = 1.424$ S/m; $\epsilon_r = 39.684$; $\rho = 1000$ kg/m³ ;
Phantom section: Right Section

DASY5 Configuration:

- Probe: EX3DV4 - SN7522; ConvF(7.79, 7.79, 7.79) @1880 MHz; Calibrated: 2022/5/6;
- Sensor-Surface: 1.4mm (Mechanical Surface Detection)
- Electronics: DAE4 Sn1354; Calibrated: 2022/10/31
- Phantom: Twin SAM; Type: Twin SAM V5.0; Serial: TP:1412
- Measurement SW: DASY52, Version 52.10 (2); SEMCAD X Version 14.6.12 (7470)

Area Scan (7x10x1): Measurement grid: dx=15mm, dy=15mm

Maximum value of SAR (measured) = 0.356 W/kg

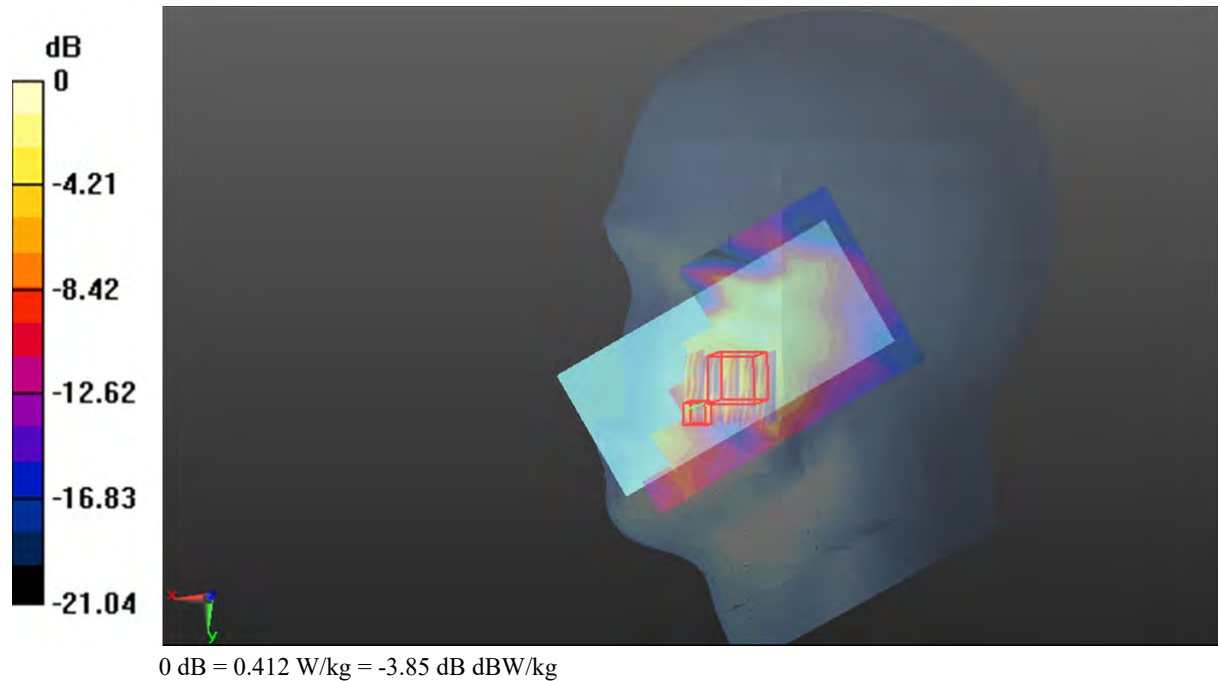
Zoom Scan (5x5x7)/Cube 0: Measurement grid: dx=8mm, dy=8mm, dz=5mm

Reference Value = 3.895 V/m; Power Drift = -0.19 dB

Peak SAR (extrapolated) = 1.22 W/kg

SAR(1 g) = 0.237 W/kg; SAR(10 g) = 0.096 W/kg

Maximum value of SAR (measured) = 0.412 W/kg



Plot 12#: PCS 1900_Head Right Tilt_Mid**DUT: MOBILE PHONE; Type: TITAN; Serial: 22HY_1;**

Communication System: Generic GSM (0); Frequency: 1880 MHz; Duty Cycle: 1:8
Medium parameters used: $f = 1880$ MHz; $\sigma = 1.424$ S/m; $\epsilon_r = 39.684$; $\rho = 1000$ kg/m³ ;
Phantom section: Right Section

DASY5 Configuration:

- Probe: EX3DV4 - SN7522; ConvF(7.79, 7.79, 7.79) @1880 MHz; Calibrated: 2022/5/6;
- Sensor-Surface: 1.4mm (Mechanical Surface Detection)
- Electronics: DAE4 Sn1354; Calibrated: 2022/10/31
- Phantom: Twin SAM; Type: Twin SAM V5.0; Serial: TP:1412
- Measurement SW: DASY52, Version 52.10 (2); SEMCAD X Version 14.6.12 (7470)

Area Scan (7x10x1): Measurement grid: dx=15mm, dy=15mm

Maximum value of SAR (measured) = 0.102 W/kg

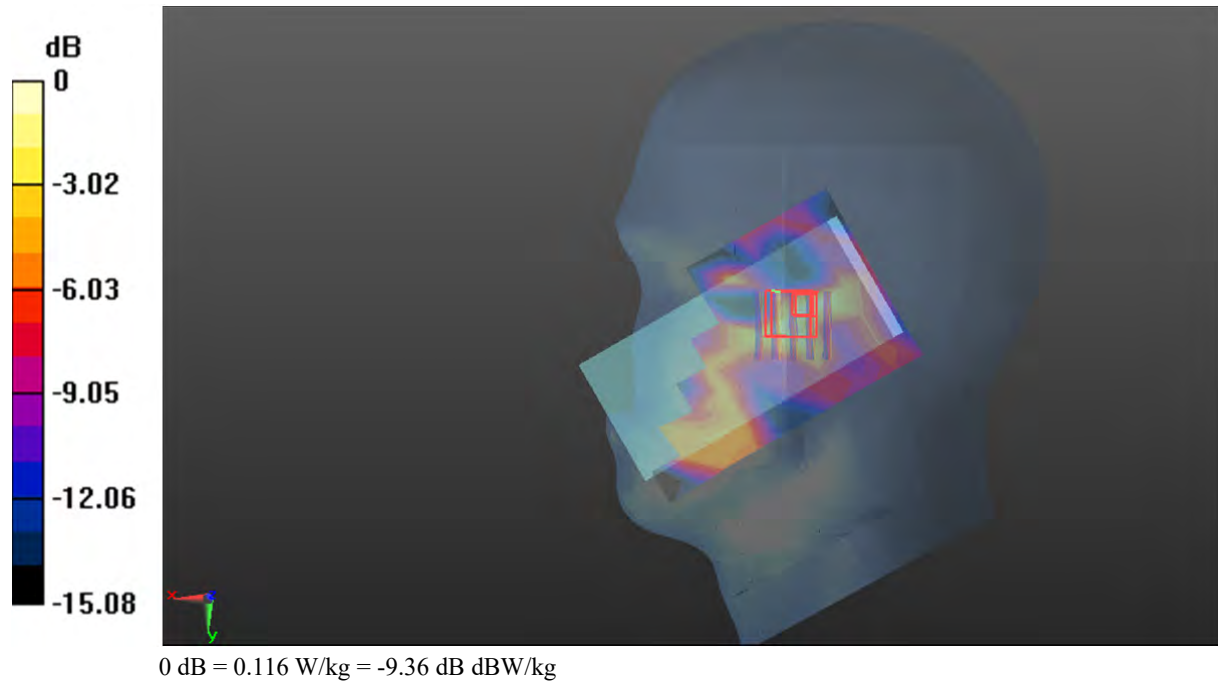
Zoom Scan (5x5x7)/Cube 0: Measurement grid: dx=8mm, dy=8mm, dz=5mm

Reference Value = 2.512 V/m; Power Drift = -0.05 dB

Peak SAR (extrapolated) = 0.152 W/kg

SAR(1 g) = 0.066 W/kg; SAR(10 g) = 0.037 W/kg

Maximum value of SAR (measured) = 0.116 W/kg



Plot 13#: PCS 1900_Body Worn Front_Low**DUT: MOBILE PHONE; Type: TITAN; Serial: 22HY_1;**

Communication System: Generic GSM (0); Frequency: 1850.2 MHz; Duty Cycle: 1:8
 Medium parameters used: $f = 1850.2$ MHz; $\sigma = 1.396$ S/m; $\epsilon_r = 39.987$; $\rho = 1000$ kg/m³ ;
 Phantom section: Flat Section

DASY5 Configuration:

- Probe: EX3DV4 - SN7522; ConvF(7.79, 7.79, 7.79) @1850.2 MHz; Calibrated: 2022/5/6;
- Sensor-Surface: 1.4mm (Mechanical Surface Detection)
- Electronics: DAE4 Sn1354; Calibrated: 2022/10/31
- Phantom: Twin SAM; Type: Twin SAM V5.0; Serial: TP:1412
- Measurement SW: DASY52, Version 52.10 (2); SEMCAD X Version 14.6.12 (7470)

Area Scan (7x13x1): Measurement grid: dx=15mm, dy=15mm

Maximum value of SAR (measured) = 1.02 W/kg

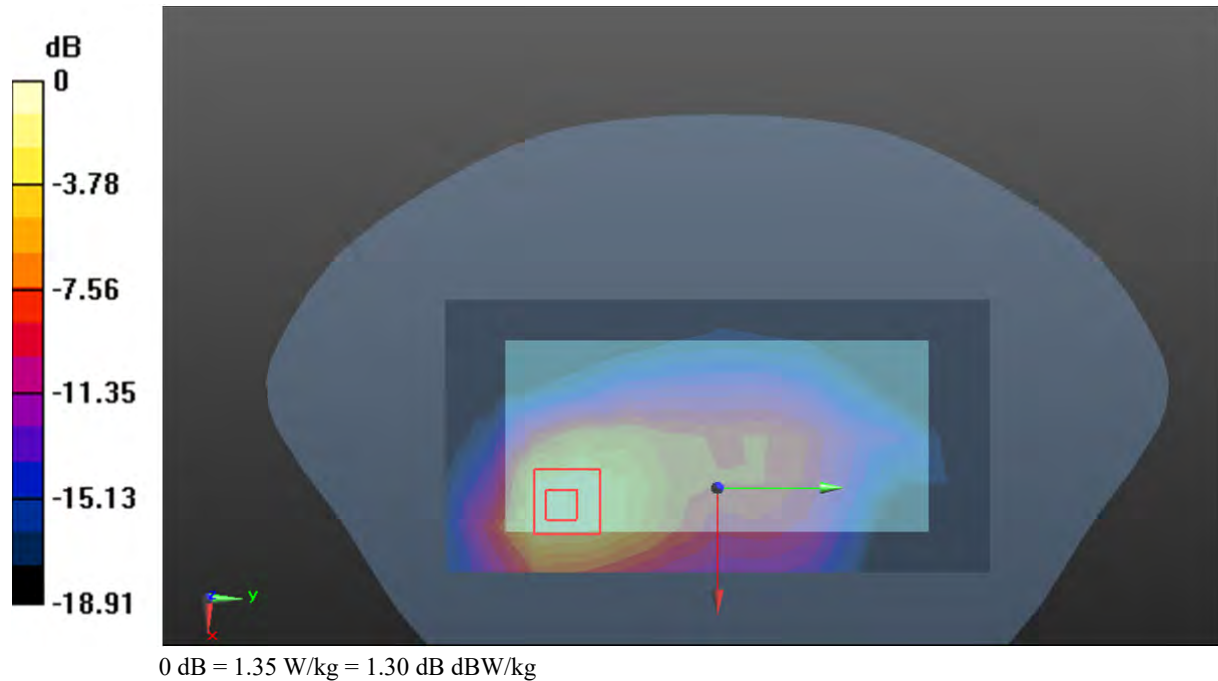
Zoom Scan (5x5x7)/Cube 0: Measurement grid: dx=8mm, dy=8mm, dz=5mm

Reference Value = 11.36 V/m; Power Drift = -0.15 dB

Peak SAR (extrapolated) = 1.60 W/kg

SAR(1 g) = 0.913 W/kg; SAR(10 g) = 0.499 W/kg

Maximum value of SAR (measured) = 1.35 W/kg



Plot 14#: PCS 1900_Body Worn Front_Mid**DUT: MOBILE PHONE; Type: TITAN; Serial: 22HY_1;**

Communication System: Generic GSM (0); Frequency: 1880 MHz; Duty Cycle: 1:8
 Medium parameters used: $f = 1880$ MHz; $\sigma = 1.424$ S/m; $\epsilon_r = 39.684$; $\rho = 1000$ kg/m³ ;
 Phantom section: Flat Section

DASY5 Configuration:

- Probe: EX3DV4 - SN7522; ConvF(7.79, 7.79, 7.79) @1880 MHz; Calibrated: 2022/5/6;
- Sensor-Surface: 1.4mm (Mechanical Surface Detection)
- Electronics: DAE4 Sn1354; Calibrated: 2022/10/31
- Phantom: Twin SAM; Type: Twin SAM V5.0; Serial: TP:1412
- Measurement SW: DASY52, Version 52.10 (2); SEMCAD X Version 14.6.12 (7470)

Area Scan (7x13x1): Measurement grid: dx=15mm, dy=15mm

Maximum value of SAR (measured) = 0.939 W/kg

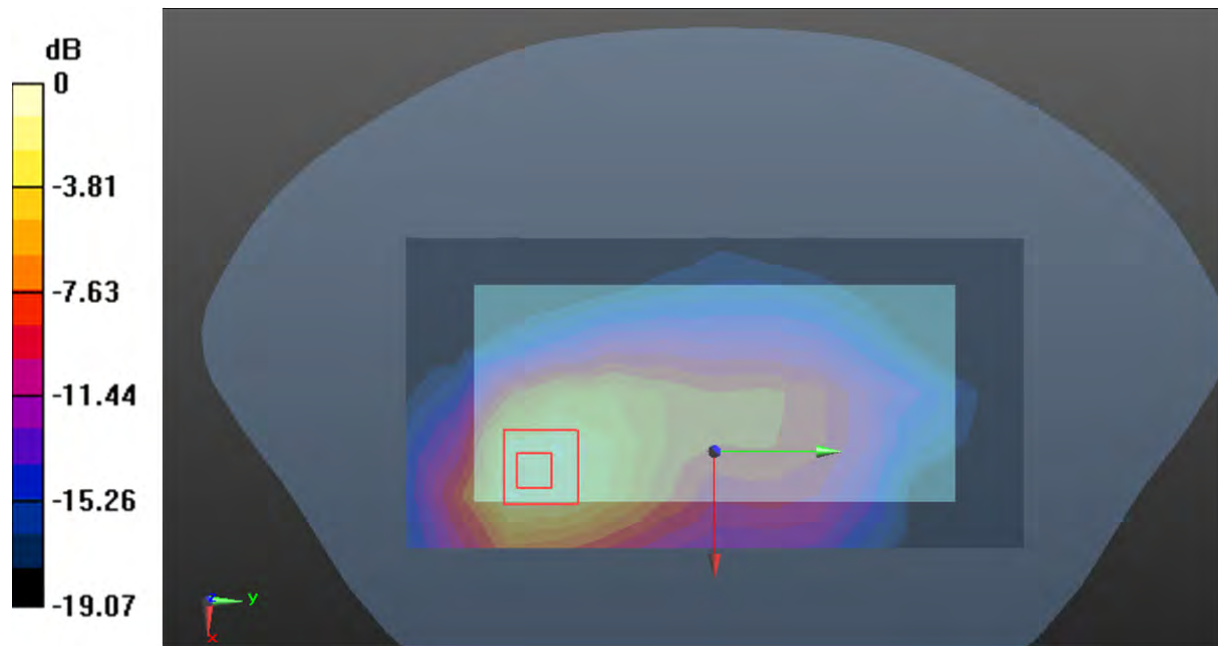
Zoom Scan (5x5x7)/Cube 0: Measurement grid: dx=8mm, dy=8mm, dz=5mm

Reference Value = 11.11 V/m; Power Drift = -0.18 dB

Peak SAR (extrapolated) = 1.43 W/kg

SAR(1 g) = 0.825 W/kg; SAR(10 g) = 0.452 W/kg

Maximum value of SAR (measured) = 1.21 W/kg



0 dB = 1.21 W/kg = 0.83 dB dBW/kg

Plot 15#: PCS 1900_Body Worn Front_High**DUT: MOBILE PHONE; Type: TITAN; Serial: 22HY_1;**

Communication System: Generic GSM (0); Frequency: 1909.8 MHz; Duty Cycle: 1:8
 Medium parameters used: $f = 1909.8$ MHz; $\sigma = 1.453$ S/m; $\epsilon_r = 39.452$; $\rho = 1000$ kg/m³ ;
 Phantom section: Flat Section

DASY5 Configuration:

- Probe: EX3DV4 - SN7522; ConvF(7.79, 7.79, 7.79) @1909.8 MHz; Calibrated: 2022/5/6;
- Sensor-Surface: 1.4mm (Mechanical Surface Detection)
- Electronics: DAE4 Sn1354; Calibrated: 2022/10/31
- Phantom: Twin SAM; Type: Twin SAM V5.0; Serial: TP:1412
- Measurement SW: DASY52, Version 52.10 (2); SEMCAD X Version 14.6.12 (7470)

Area Scan (7x13x1): Measurement grid: dx=15mm, dy=15mm

Maximum value of SAR (measured) = 0.881 W/kg

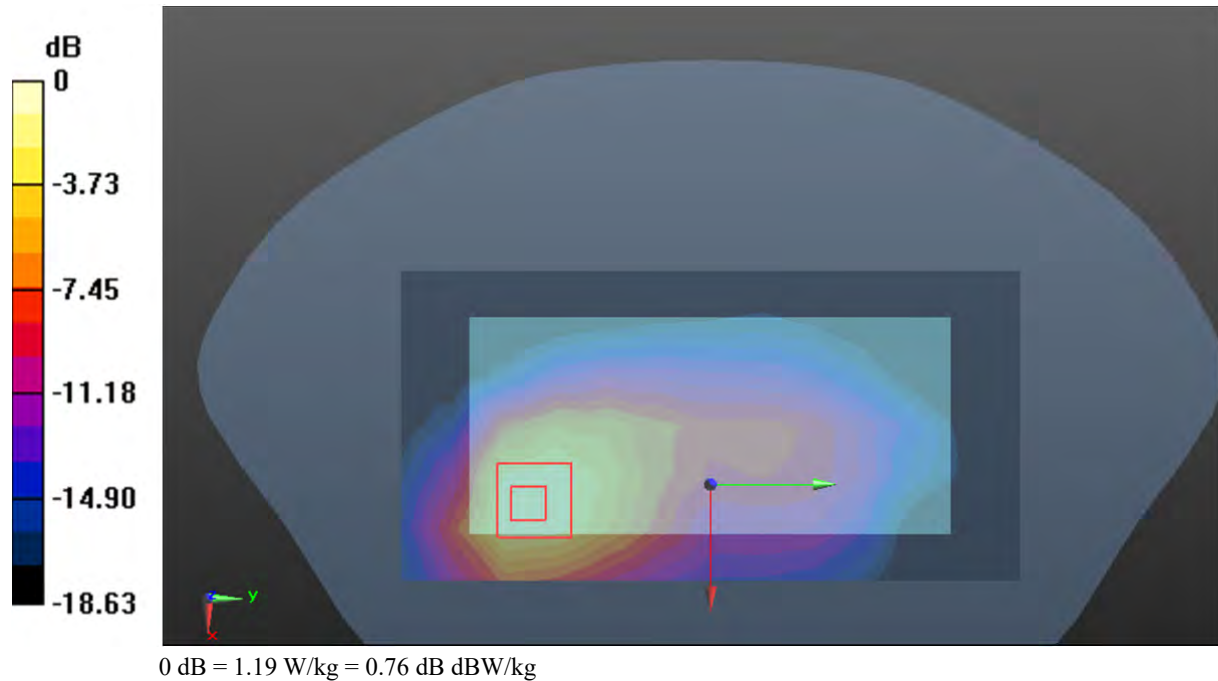
Zoom Scan (5x5x7)/Cube 0: Measurement grid: dx=8mm, dy=8mm, dz=5mm

Reference Value = 9.936 V/m; Power Drift = -0.05 dB

Peak SAR (extrapolated) = 1.41 W/kg

SAR(1 g) = 0.795 W/kg; SAR(10 g) = 0.433 W/kg

Maximum value of SAR (measured) = 1.19 W/kg



Plot 16#: PCS 1900_Body Worn Back_Mid**DUT: MOBILE PHONE; Type: TITAN; Serial: 22HY_1;**

Communication System: Generic GSM (0); Frequency: 1880 MHz; Duty Cycle: 1:8
 Medium parameters used: $f = 1880$ MHz; $\sigma = 1.424$ S/m; $\epsilon_r = 39.684$; $\rho = 1000$ kg/m³ ;
 Phantom section: Flat Section

DASY5 Configuration:

- Probe: EX3DV4 - SN7522; ConvF(7.79, 7.79, 7.79) @1880 MHz; Calibrated: 2022/5/6;
- Sensor-Surface: 1.4mm (Mechanical Surface Detection)
- Electronics: DAE4 Sn1354; Calibrated: 2022/10/31
- Phantom: Twin SAM; Type: Twin SAM V5.0; Serial: TP:1412
- Measurement SW: DASY52, Version 52.10 (2); SEMCAD X Version 14.6.12 (7470)

Area Scan (7x13x1): Measurement grid: dx=15mm, dy=15mm

Maximum value of SAR (measured) = 0.920 W/kg

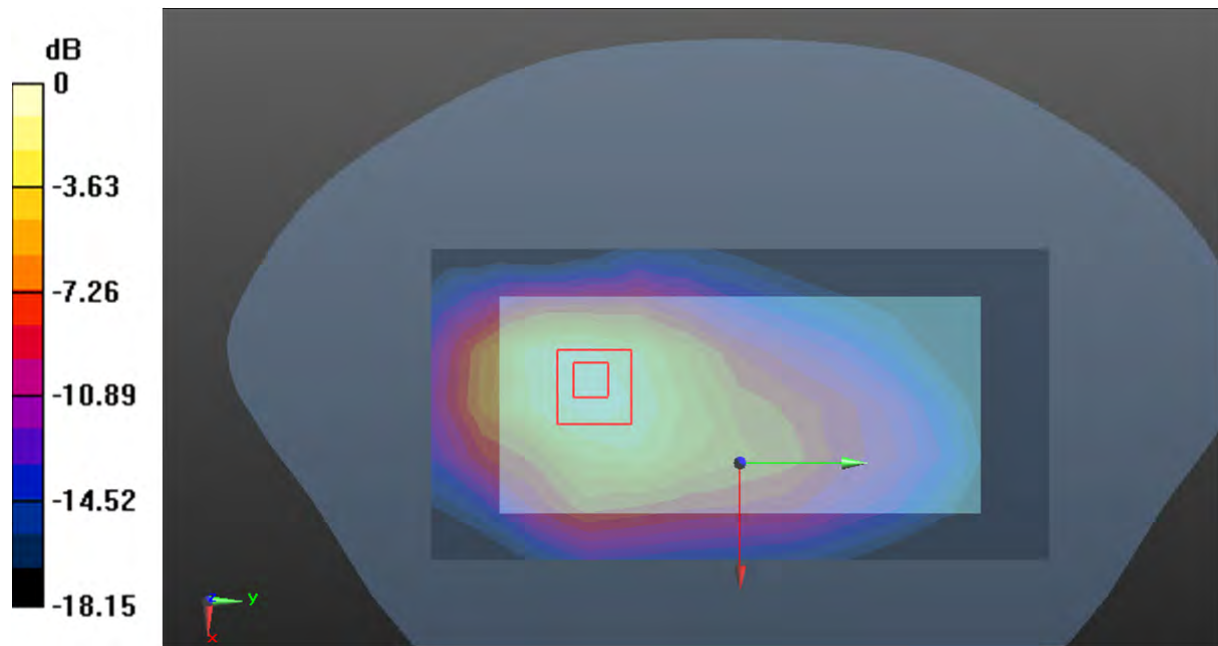
Zoom Scan (5x5x7)/Cube 0: Measurement grid: dx=8mm, dy=8mm, dz=5mm

Reference Value = 12.09 V/m; Power Drift = -0.07 dB

Peak SAR (extrapolated) = 1.23 W/kg

SAR(1 g) = 0.746 W/kg; SAR(10 g) = 0.439 W/kg

Maximum value of SAR (measured) = 1.04 W/kg



0 dB = 1.04 W/kg = 0.17 dB dBW/kg

Plot 17#: PCS 1900_Body Front_Mid**DUT: MOBILE PHONE; Type: TITAN; Serial: 22HY_1;**

Communication System: GPRS-2 slots (0); Frequency: 1880 MHz; Duty Cycle: 1:4
 Medium parameters used: $f = 1880$ MHz; $\sigma = 1.424$ S/m; $\epsilon_r = 39.684$; $\rho = 1000$ kg/m³ ;
 Phantom section: Flat Section

DASY5 Configuration:

- Probe: EX3DV4 - SN7522; ConvF(7.79, 7.79, 7.79) @1880 MHz; Calibrated: 2022/5/6;
- Sensor-Surface: 1.4mm (Mechanical Surface Detection)
- Electronics: DAE4 Sn1354; Calibrated: 2022/10/31
- Phantom: Twin SAM; Type: Twin SAM V5.0; Serial: TP:1412
- Measurement SW: DASY52, Version 52.10 (2); SEMCAD X Version 14.6.12 (7470)

Area Scan (7x13x1): Measurement grid: dx=15mm, dy=15mm

Maximum value of SAR (measured) = 0.917 W/kg

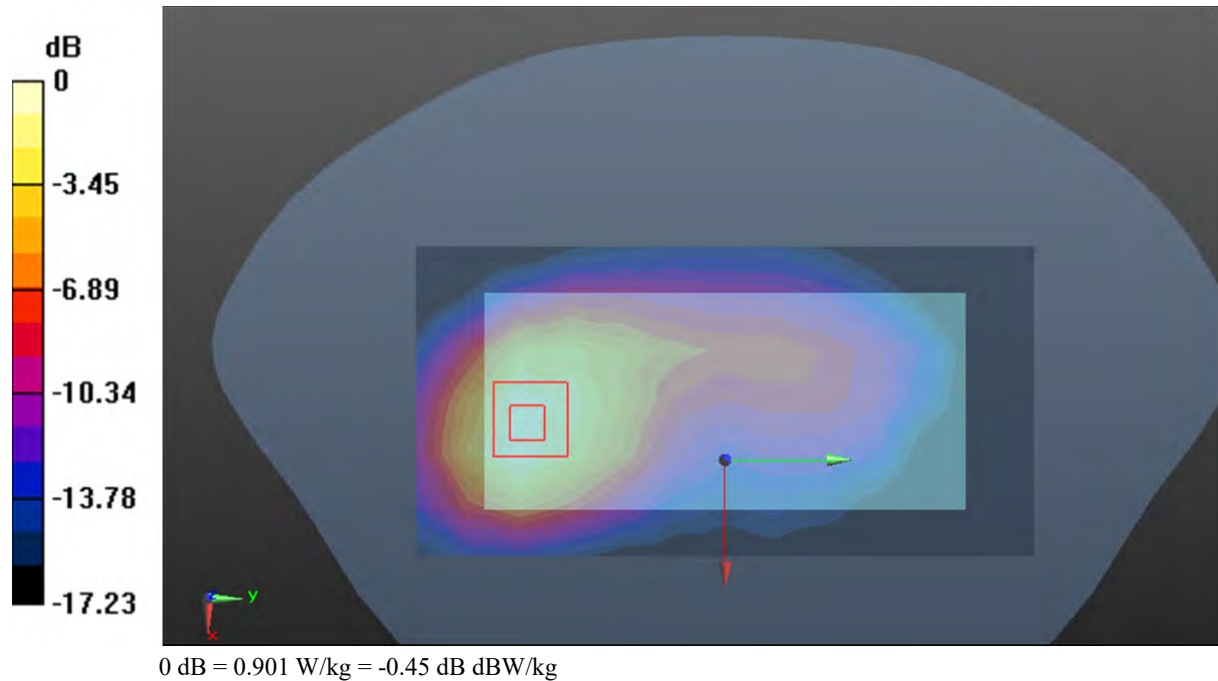
Zoom Scan (5x5x7)/Cube 0: Measurement grid: dx=8mm, dy=8mm, dz=5mm

Reference Value = 7.531 V/m; Power Drift = -0.13 dB

Peak SAR (extrapolated) = 1.07 W/kg

SAR(1 g) = 0.618 W/kg; SAR(10 g) = 0.359 W/kg

Maximum value of SAR (measured) = 0.901 W/kg



Plot 18#: PCS 1900_Body Back_Mid**DUT: MOBILE PHONE; Type: TITAN; Serial: 22HY_1;**

Communication System: GPRS-2 slots (0); Frequency: 1880 MHz; Duty Cycle: 1:2
 Medium parameters used: $f = 1880$ MHz; $\sigma = 1.424$ S/m; $\epsilon_r = 39.684$; $\rho = 1000$ kg/m³ ;
 Phantom section: Flat Section

DASY5 Configuration:

- Probe: EX3DV4 - SN7522; ConvF(7.79, 7.79, 7.79) @1880 MHz; Calibrated: 2022/5/6;
- Sensor-Surface: 1.4mm (Mechanical Surface Detection)
- Electronics: DAE4 Sn1354; Calibrated: 2022/10/31
- Phantom: Twin SAM; Type: Twin SAM V5.0; Serial: TP:1412
- Measurement SW: DASY52, Version 52.10 (2); SEMCAD X Version 14.6.12 (7470)

Area Scan (7x13x1): Measurement grid: dx=15mm, dy=15mm

Maximum value of SAR (measured) = 0.736 W/kg

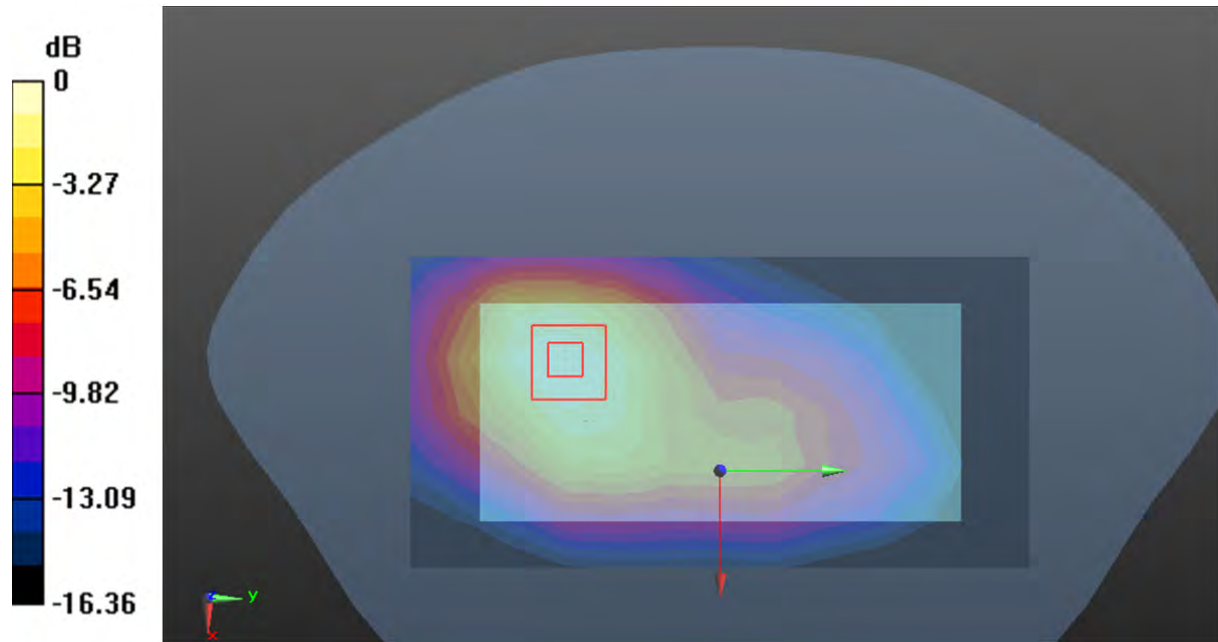
Zoom Scan (5x5x7)/Cube 0: Measurement grid: dx=8mm, dy=8mm, dz=5mm

Reference Value = 9.942 V/m; Power Drift = 0.18 dB

Peak SAR (extrapolated) = 0.824 W/kg

SAR(1 g) = 0.500 W/kg; SAR(10 g) = 0.300 W/kg

Maximum value of SAR (measured) = 0.696 W/kg



0 dB = 0.696 W/kg = -1.57 dB dBW/kg

Plot 19#: WCDMA Band 2_Head Left Cheek_Mid**DUT: MOBILE PHONE; Type: TITAN; Serial: 22HY_1;**

Communication System: Generic WCDMA (0); Frequency: 1880 MHz; Duty Cycle: 1:1
 Medium parameters used: $f = 1880$ MHz; $\sigma = 1.424$ S/m; $\epsilon_r = 39.684$; $\rho = 1000$ kg/m³ ;
 Phantom section: Left Section

DASY5 Configuration:

- Probe: EX3DV4 - SN7522; ConvF(7.79, 7.79, 7.79) @1880 MHz; Calibrated: 2022/5/6;
- Sensor-Surface: 1.4mm (Mechanical Surface Detection)
- Electronics: DAE4 Sn1354; Calibrated: 2022/10/31
- Phantom: Twin SAM; Type: Twin SAM V5.0; Serial: TP:1412
- Measurement SW: DASY52, Version 52.10 (2); SEMCAD X Version 14.6.12 (7470)

Area Scan (7x11x1): Measurement grid: dx=15mm, dy=15mm

Maximum value of SAR (measured) = 0.380 W/kg

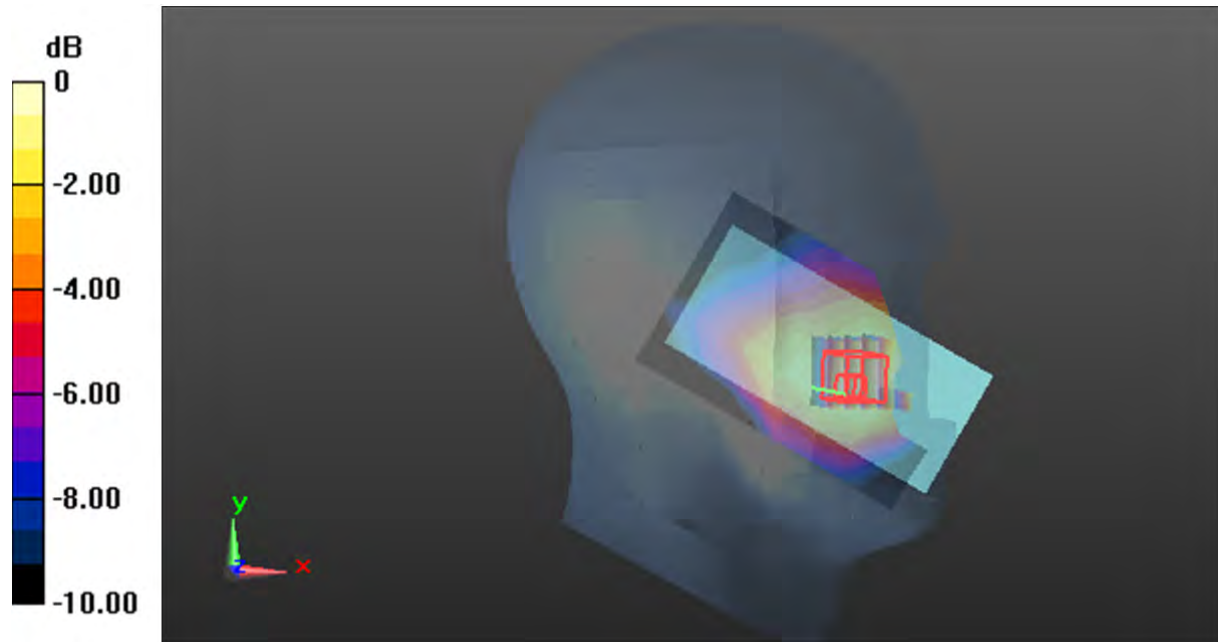
Zoom Scan (5x5x7)/Cube 0: Measurement grid: dx=8mm, dy=8mm, dz=5mm

Reference Value = 5.001 V/m; Power Drift = -0.02 dB

Peak SAR (extrapolated) = 0.485 W/kg

SAR(1 g) = 0.314 W/kg; SAR(10 g) = 0.215 W/kg

Maximum value of SAR (measured) = 0.424 W/kg



0 dB = 0.424 W/kg = -3.73 dB dBW/kg

Plot 20#: WCDMA Band 2_Head Left Tilt_Mid**DUT: MOBILE PHONE; Type: TITAN; Serial: 22HY_1;**

Communication System: Generic WCDMA (0); Frequency: 1880 MHz; Duty Cycle: 1:1
Medium parameters used: $f = 1880$ MHz; $\sigma = 1.424$ S/m; $\epsilon_r = 39.684$; $\rho = 1000$ kg/m³ ;
Phantom section: Left Section

DASY5 Configuration:

- Probe: EX3DV4 - SN7522; ConvF(7.79, 7.79, 7.79) @1880 MHz; Calibrated: 2022/5/6;
- Sensor-Surface: 1.4mm (Mechanical Surface Detection)
- Electronics: DAE4 Sn1354; Calibrated: 2022/10/31
- Phantom: Twin SAM; Type: Twin SAM V5.0; Serial: TP:1412
- Measurement SW: DASY52, Version 52.10 (2); SEMCAD X Version 14.6.12 (7470)

Area Scan (7x11x1): Measurement grid: dx=15mm, dy=15mm

Maximum value of SAR (measured) = 0.164 W/kg

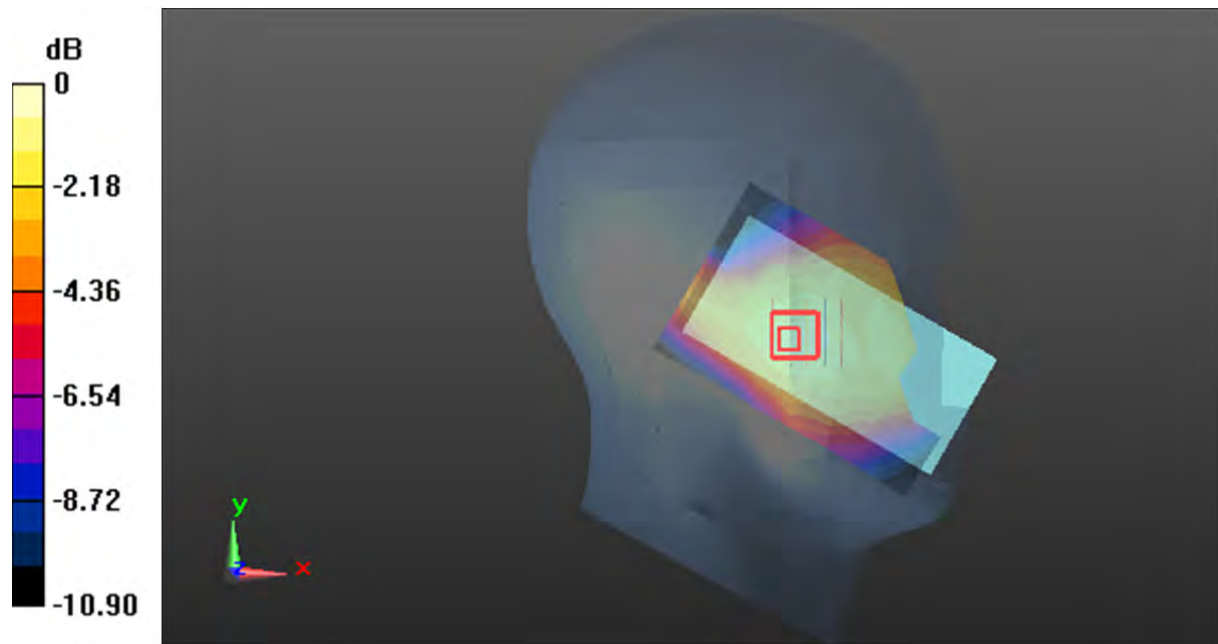
Zoom Scan (5x5x7)/Cube 0: Measurement grid: dx=8mm, dy=8mm, dz=5mm

Reference Value = 6.073 V/m; Power Drift = -0.06 dB

Peak SAR (extrapolated) = 0.222 W/kg

SAR(1 g) = 0.151 W/kg; SAR(10 g) = 0.101 W/kg

Maximum value of SAR (measured) = 0.195 W/kg



0 dB = 0.195 W/kg = -7.10 dB dBW/kg

Plot 21#: WCDMA Band 2_Head Right Cheek_Mid**DUT: MOBILE PHONE; Type: TITAN; Serial: 22HY_1;**

Communication System: Generic WCDMA (0); Frequency: 1880 MHz; Duty Cycle: 1:1
Medium parameters used: $f = 1880$ MHz; $\sigma = 1.424$ S/m; $\epsilon_r = 39.684$; $\rho = 1000$ kg/m³ ;
Phantom section: Right Section

DASY5 Configuration:

- Probe: EX3DV4 - SN7522; ConvF(7.79, 7.79, 7.79) @1880 MHz; Calibrated: 2022/5/6;
- Sensor-Surface: 1.4mm (Mechanical Surface Detection)
- Electronics: DAE4 Sn1354; Calibrated: 2022/10/31
- Phantom: Twin SAM; Type: Twin SAM V5.0; Serial: TP:1412
- Measurement SW: DASY52, Version 52.10 (2); SEMCAD X Version 14.6.12 (7470)

Area Scan (7x11x1): Measurement grid: dx=15mm, dy=15mm

Maximum value of SAR (measured) = 0.637 W/kg


Zoom Scan (5x5x7)/Cube 0: Measurement grid: dx=8mm, dy=8mm, dz=5mm

Reference Value = 5.751 V/m; Power Drift = -0.13 dB

Peak SAR (extrapolated) = 0.704 W/kg

SAR(1 g) = 0.463 W/kg; SAR(10 g) = 0.300 W/kg

Maximum value of SAR (measured) = 0.606 W/kg



0 dB = 0.606 W/kg = -2.18 dB dBW/kg

Plot 22#: WCDMA Band 2_Head Right Tilt_Mid**DUT: MOBILE PHONE; Type: TITAN; Serial: 22HY_1;**

Communication System: Generic WCDMA (0); Frequency: 1880 MHz; Duty Cycle: 1:1
 Medium parameters used: $f = 1880$ MHz; $\sigma = 1.424$ S/m; $\epsilon_r = 39.684$; $\rho = 1000$ kg/m³ ;
 Phantom section: Right Section

DASY5 Configuration:

- Probe: EX3DV4 - SN7522; ConvF(7.79, 7.79, 7.79) @1880 MHz; Calibrated: 2022/5/6;
- Sensor-Surface: 1.4mm (Mechanical Surface Detection)
- Electronics: DAE4 Sn1354; Calibrated: 2022/10/31
- Phantom: Twin SAM; Type: Twin SAM V5.0; Serial: TP:1412
- Measurement SW: DASY52, Version 52.10 (2); SEMCAD X Version 14.6.12 (7470)

Area Scan (7x11x1): Measurement grid: dx=15mm, dy=15mm

Maximum value of SAR (measured) = 0.270 W/kg

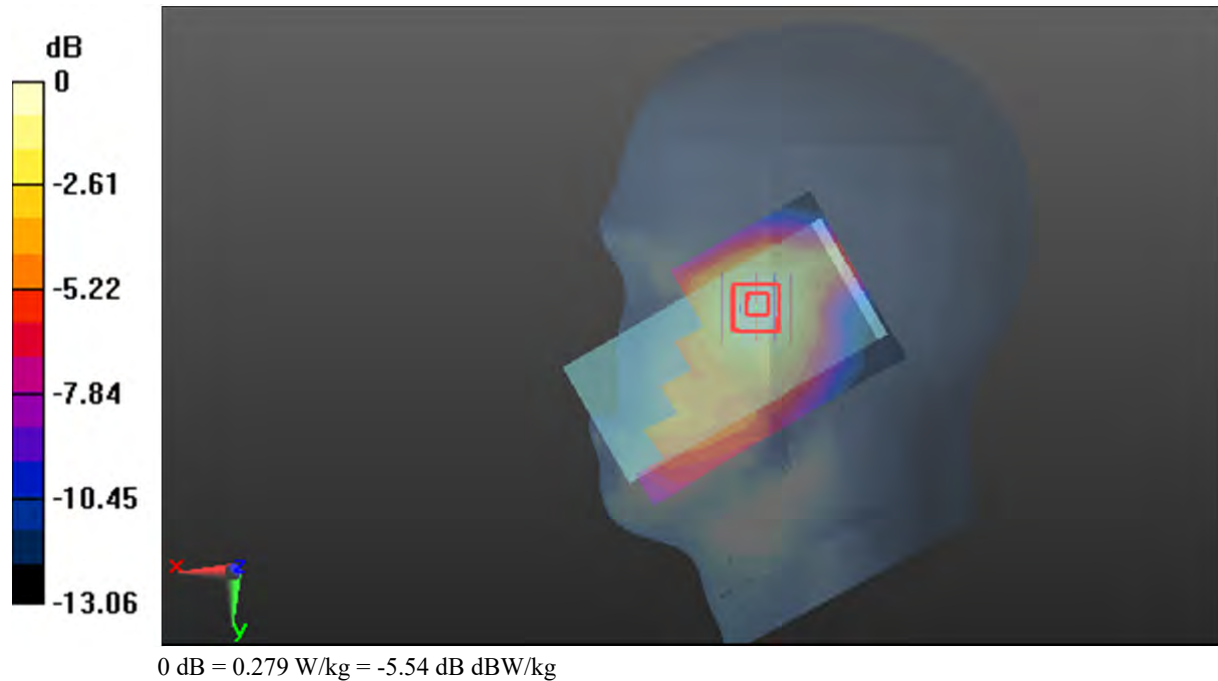
Zoom Scan (5x5x7)/Cube 0: Measurement grid: dx=8mm, dy=8mm, dz=5mm

Reference Value = 6.708 V/m; Power Drift = 0.06 dB

Peak SAR (extrapolated) = 0.315 W/kg

SAR(1 g) = 0.215 W/kg; SAR(10 g) = 0.142 W/kg

Maximum value of SAR (measured) = 0.279 W/kg



Plot 23#: WCDMA Band 2_Body Front_Mid**DUT: MOBILE PHONE; Type: TITAN; Serial: 22HY_1;**

Communication System: Generic WCDMA (0); Frequency: 1880 MHz; Duty Cycle: 1:1
 Medium parameters used: $f = 1880$ MHz; $\sigma = 1.424$ S/m; $\epsilon_r = 39.684$; $\rho = 1000$ kg/m³ ;
 Phantom section: Flat Section

DASY5 Configuration:

- Probe: EX3DV4 - SN7522; ConvF(7.79, 7.79, 7.79) @1880 MHz; Calibrated: 2022/5/6;
- Sensor-Surface: 1.4mm (Mechanical Surface Detection)
- Electronics: DAE4 Sn1354; Calibrated: 2022/10/31
- Phantom: Twin SAM; Type: Twin SAM V5.0; Serial: TP:1412
- Measurement SW: DASY52, Version 52.10 (2); SEMCAD X Version 14.6.12 (7470)

Area Scan (7x13x1): Measurement grid: dx=15mm, dy=15mm

Maximum value of SAR (measured) = 0.938 W/kg

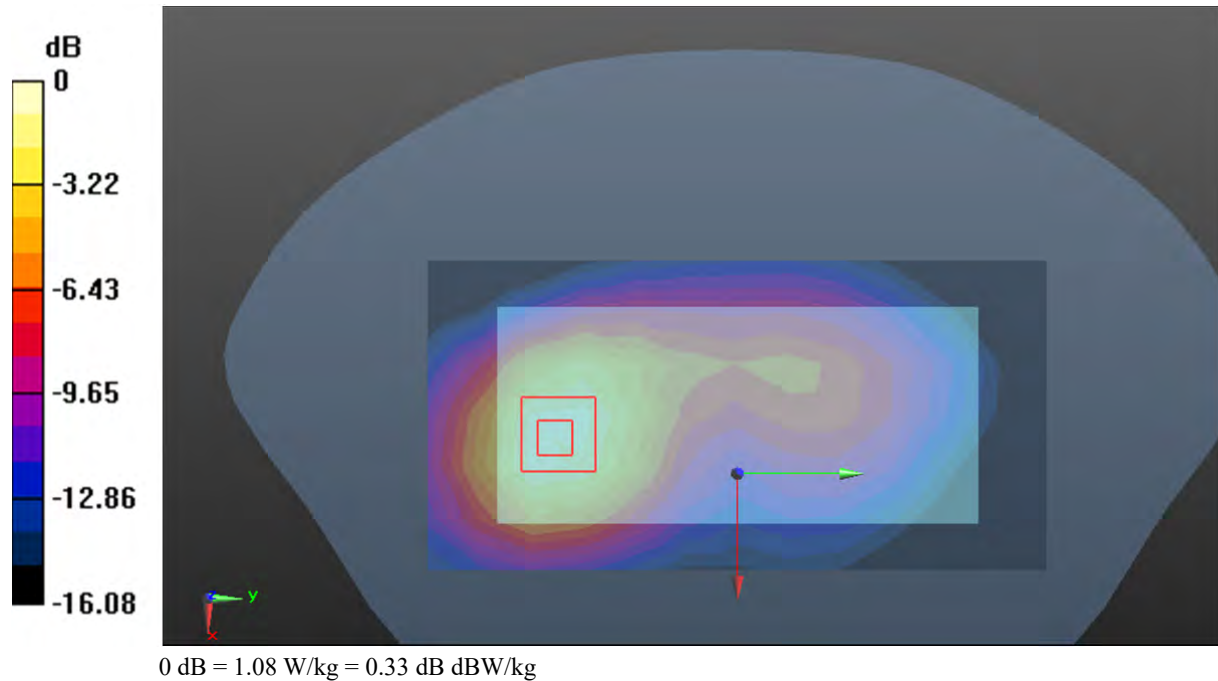
Zoom Scan (5x5x7)/Cube 0: Measurement grid: dx=8mm, dy=8mm, dz=5mm

Reference Value = 9.837 V/m; Power Drift = 0.01 dB

Peak SAR (extrapolated) = 1.27 W/kg

SAR(1 g) = 0.754 W/kg; SAR(10 g) = 0.447 W/kg

Maximum value of SAR (measured) = 1.08 W/kg



Plot 24#: WCDMA Band 2_Body Back_Mid**DUT: MOBILE PHONE; Type: TITAN; Serial: 22HY_1;**

Communication System: Generic WCDMA (0); Frequency: 1880 MHz; Duty Cycle: 1:1
 Medium parameters used: $f = 1880$ MHz; $\sigma = 1.424$ S/m; $\epsilon_r = 39.684$; $\rho = 1000$ kg/m³ ;
 Phantom section: Flat Section

DASY5 Configuration:

- Probe: EX3DV4 - SN7522; ConvF(7.79, 7.79, 7.79) @1880 MHz; Calibrated: 2022/5/6;
- Sensor-Surface: 1.4mm (Mechanical Surface Detection)
- Electronics: DAE4 Sn1354; Calibrated: 2022/10/31
- Phantom: Twin SAM; Type: Twin SAM V5.0; Serial: TP:1412
- Measurement SW: DASY52, Version 52.10 (2); SEMCAD X Version 14.6.12 (7470)

Area Scan (7x13x1): Measurement grid: dx=15mm, dy=15mm

Maximum value of SAR (measured) = 0.792 W/kg

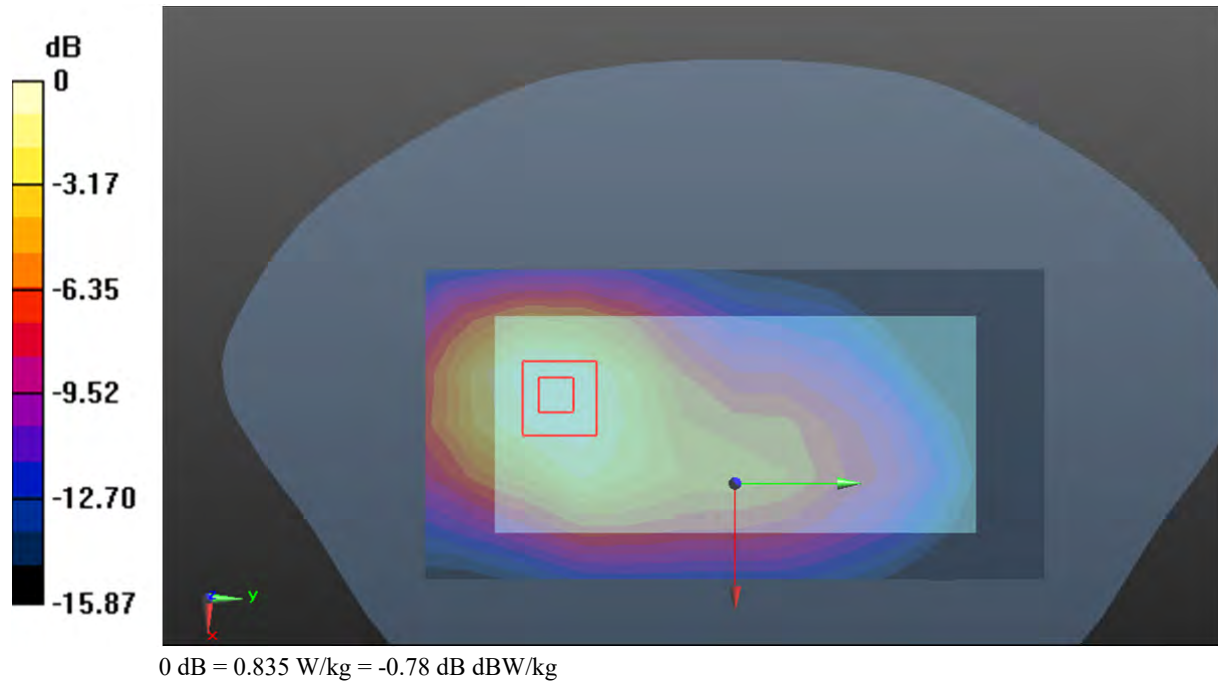
Zoom Scan (5x5x7)/Cube 0: Measurement grid: dx=8mm, dy=8mm, dz=5mm

Reference Value = 11.26 V/m; Power Drift = 0.03 dB

Peak SAR (extrapolated) = 0.977 W/kg

SAR(1 g) = 0.605 W/kg; SAR(10 g) = 0.371 W/kg

Maximum value of SAR (measured) = 0.835 W/kg



Plot 25#: WCDMA Band 4_Head Left Cheek_Mid**DUT: MOBILE PHONE; Type: TITAN; Serial: 22HY_1;**

Communication System: Generic WCDMA (0); Frequency: 1732.6 MHz; Duty Cycle: 1:1
 Medium parameters used: $f = 1732.6$ MHz; $\sigma = 1.312$ S/m; $\epsilon_r = 40.416$; $\rho = 1000$ kg/m³ ;
 Phantom section: Left Section

DASY5 Configuration:

- Probe: EX3DV4 - SN7522; ConvF(8.1, 8.1, 8.1) @1732.6 MHz; Calibrated: 2022/5/6;
- Sensor-Surface: 1.4mm (Mechanical Surface Detection)
- Electronics: DAE4 Sn1354; Calibrated: 2022/10/31
- Phantom: Twin SAM; Type: Twin SAM V5.0; Serial: TP:1412
- Measurement SW: DASY52, Version 52.10 (2); SEMCAD X Version 14.6.12 (7470)

Area Scan (7x11x1): Measurement grid: dx=15mm, dy=15mm

Maximum value of SAR (measured) = 0.504 W/kg

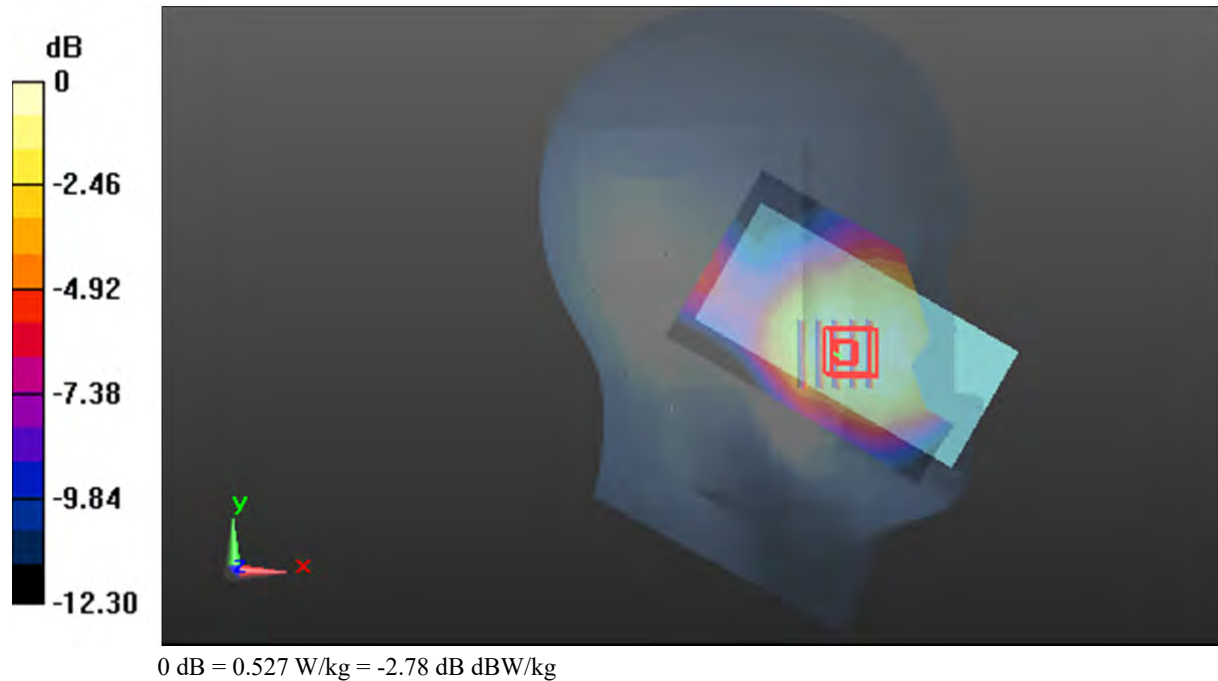
Zoom Scan (5x5x7)/Cube 0: Measurement grid: dx=8mm, dy=8mm, dz=5mm

Reference Value = 8.592 V/m; Power Drift = 0.11 dB

Peak SAR (extrapolated) = 0.595 W/kg

SAR(1 g) = 0.407 W/kg; SAR(10 g) = 0.279 W/kg

Maximum value of SAR (measured) = 0.527 W/kg



Plot 26#: WCDMA Band 4_Head Left Tilt_Mid**DUT: MOBILE PHONE; Type: TITAN; Serial: 22HY_1;**

Communication System: Generic WCDMA (0); Frequency: 1732.6 MHz; Duty Cycle: 1:1
 Medium parameters used: $f = 1732.6$ MHz; $\sigma = 1.312$ S/m; $\epsilon_r = 40.416$; $\rho = 1000$ kg/m³ ;
 Phantom section: Left Section

DASY5 Configuration:

- Probe: EX3DV4 - SN7522; ConvF(8.1, 8.1, 8.1) @1732.6 MHz; Calibrated: 2022/5/6;
- Sensor-Surface: 1.4mm (Mechanical Surface Detection)
- Electronics: DAE4 Sn1354; Calibrated: 2022/10/31
- Phantom: Twin SAM; Type: Twin SAM V5.0; Serial: TP:1412
- Measurement SW: DASY52, Version 52.10 (2); SEMCAD X Version 14.6.12 (7470)

Area Scan (7x11x1): Measurement grid: dx=15mm, dy=15mm

Maximum value of SAR (measured) = 0.177 W/kg


Zoom Scan (5x5x7)/Cube 0: Measurement grid: dx=8mm, dy=8mm, dz=5mm

Reference Value = 7.071 V/m; Power Drift = 0.01 dB

Peak SAR (extrapolated) = 0.207 W/kg

SAR(1 g) = 0.147 W/kg; SAR(10 g) = 0.102 W/kg

Maximum value of SAR (measured) = 0.186 W/kg



0 dB = 0.186 W/kg = -7.30 dB dBW/kg

Plot 27#: WCDMA Band 4_Head Right Cheek_Mid**DUT: MOBILE PHONE; Type: TITAN; Serial: 22HY_1;**

Communication System: Generic WCDMA (0); Frequency: 1732.6 MHz; Duty Cycle: 1:1
Medium parameters used: $f = 1732.6$ MHz; $\sigma = 1.312$ S/m; $\epsilon_r = 40.416$; $\rho = 1000$ kg/m³ ;
Phantom section: Right Section

DASY5 Configuration:

- Probe: EX3DV4 - SN7522; ConvF(8.1, 8.1, 8.1) @1732.6 MHz; Calibrated: 2022/5/6;
- Sensor-Surface: 1.4mm (Mechanical Surface Detection)
- Electronics: DAE4 Sn1354; Calibrated: 2022/10/31
- Phantom: Twin SAM; Type: Twin SAM V5.0; Serial: TP:1412
- Measurement SW: DASY52, Version 52.10 (2); SEMCAD X Version 14.6.12 (7470)

Area Scan (7x11x1): Measurement grid: dx=15mm, dy=15mm

Maximum value of SAR (measured) = 0.675 W/kg


Zoom Scan (5x5x7)/Cube 0: Measurement grid: dx=8mm, dy=8mm, dz=5mm

Reference Value = 8.522 V/m; Power Drift = 0.04 dB

Peak SAR (extrapolated) = 0.813 W/kg

SAR(1 g) = 0.556 W/kg; SAR(10 g) = 0.365 W/kg

Maximum value of SAR (measured) = 0.723 W/kg



Plot 28#: WCDMA Band 4_Head Right Tilt_Mid**DUT: MOBILE PHONE; Type: TITAN; Serial: 22HY_1;**

Communication System: Generic WCDMA (0); Frequency: 1732.6 MHz; Duty Cycle: 1:1
 Medium parameters used: $f = 1732.6$ MHz; $\sigma = 1.312$ S/m; $\epsilon_r = 40.416$; $\rho = 1000$ kg/m³ ;
 Phantom section: Right Section

DASY5 Configuration:

- Probe: EX3DV4 - SN7522; ConvF(8.1, 8.1, 8.1) @1732.6 MHz; Calibrated: 2022/5/6;
- Sensor-Surface: 1.4mm (Mechanical Surface Detection)
- Electronics: DAE4 Sn1354; Calibrated: 2022/10/31
- Phantom: Twin SAM; Type: Twin SAM V5.0; Serial: TP:1412
- Measurement SW: DASY52, Version 52.10 (2); SEMCAD X Version 14.6.12 (7470)

Area Scan (7x11x1): Measurement grid: dx=15mm, dy=15mm

Maximum value of SAR (measured) = 0.220 W/kg

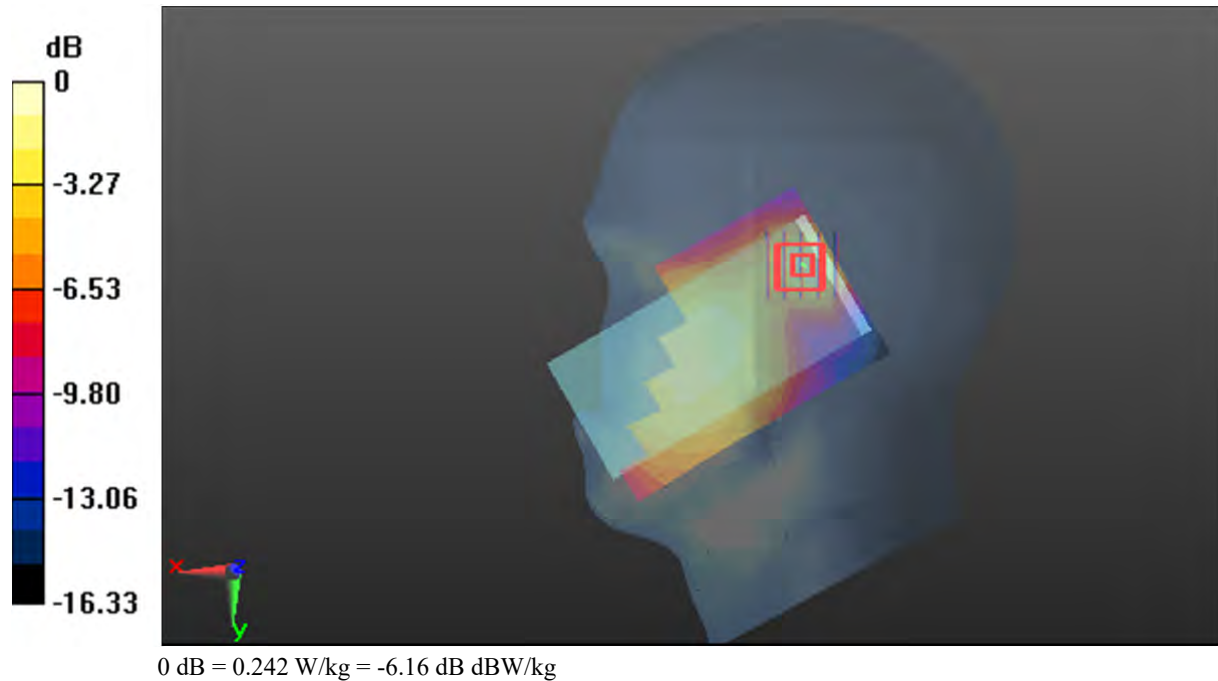
Zoom Scan (5x5x7)/Cube 0: Measurement grid: dx=8mm, dy=8mm, dz=5mm

Reference Value = 9.377 V/m; Power Drift = 0.11 dB

Peak SAR (extrapolated) = 0.284 W/kg

SAR(1 g) = 0.164 W/kg; SAR(10 g) = 0.091 W/kg

Maximum value of SAR (measured) = 0.242 W/kg



Plot 29#: WCDMA Band 4_Body Front_Low**DUT: MOBILE PHONE; Type: TITAN; Serial: 22HY_1;**

Communication System: Generic WCDMA (0); Frequency: 1712.4 MHz; Duty Cycle: 1:1
 Medium parameters used: $f = 1712.4$ MHz; $\sigma = 1.287$ S/m; $\epsilon_r = 40.834$; $\rho = 1000$ kg/m³ ;
 Phantom section: Flat Section

DASY5 Configuration:

- Probe: EX3DV4 - SN7522; ConvF(8.1, 8.1, 8.1) @1712.4 MHz; Calibrated: 2022/5/6;
- Sensor-Surface: 1.4mm (Mechanical Surface Detection)
- Electronics: DAE4 Sn1354; Calibrated: 2022/10/31
- Phantom: Twin SAM; Type: Twin SAM V5.0; Serial: TP:1412
- Measurement SW: DASY52, Version 52.10 (2); SEMCAD X Version 14.6.12 (7470)

Area Scan (7x13x1): Measurement grid: dx=15mm, dy=15mm

Maximum value of SAR (measured) = 1.20 W/kg

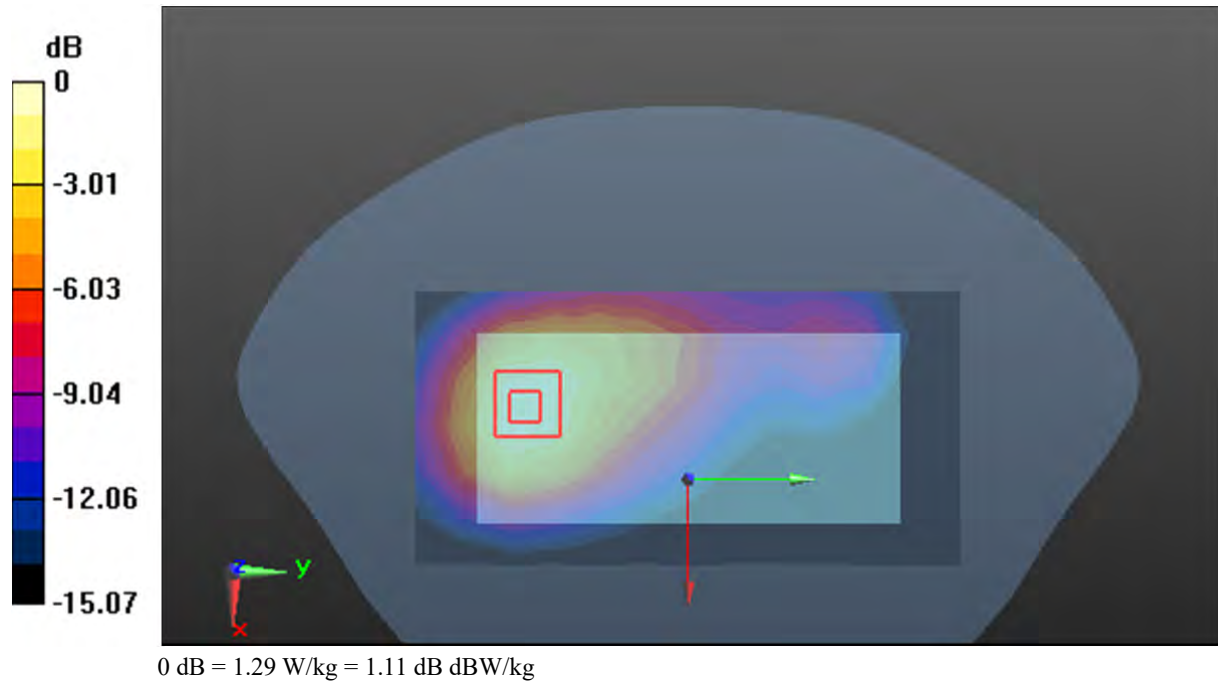
Zoom Scan (5x5x7)/Cube 0: Measurement grid: dx=8mm, dy=8mm, dz=5mm

Reference Value = 9.389 V/m; Power Drift = -0.07 dB

Peak SAR (extrapolated) = 1.50 W/kg

SAR(1 g) = 0.930 W/kg; SAR(10 g) = 0.569 W/kg

Maximum value of SAR (measured) = 1.29 W/kg



Plot 30#: WCDMA Band 4_Body Front_Mid**DUT: MOBILE PHONE; Type: TITAN; Serial: 22HY_1;**

Communication System: Generic WCDMA (0); Frequency: 1732.6 MHz; Duty Cycle: 1:1
 Medium parameters used: $f = 1732.6$ MHz; $\sigma = 1.312$ S/m; $\epsilon_r = 40.416$; $\rho = 1000$ kg/m³ ;
 Phantom section: Flat Section

DASY5 Configuration:

- Probe: EX3DV4 - SN7522; ConvF(8.1, 8.1, 8.1) @1732.6 MHz; Calibrated: 2022/5/6;
- Sensor-Surface: 1.4mm (Mechanical Surface Detection)
- Electronics: DAE4 Sn1354; Calibrated: 2022/10/31
- Phantom: Twin SAM; Type: Twin SAM V5.0; Serial: TP:1412
- Measurement SW: DASY52, Version 52.10 (2); SEMCAD X Version 14.6.12 (7470)

Area Scan (7x13x1): Measurement grid: dx=15mm, dy=15mm

Maximum value of SAR (measured) = 1.33 W/kg

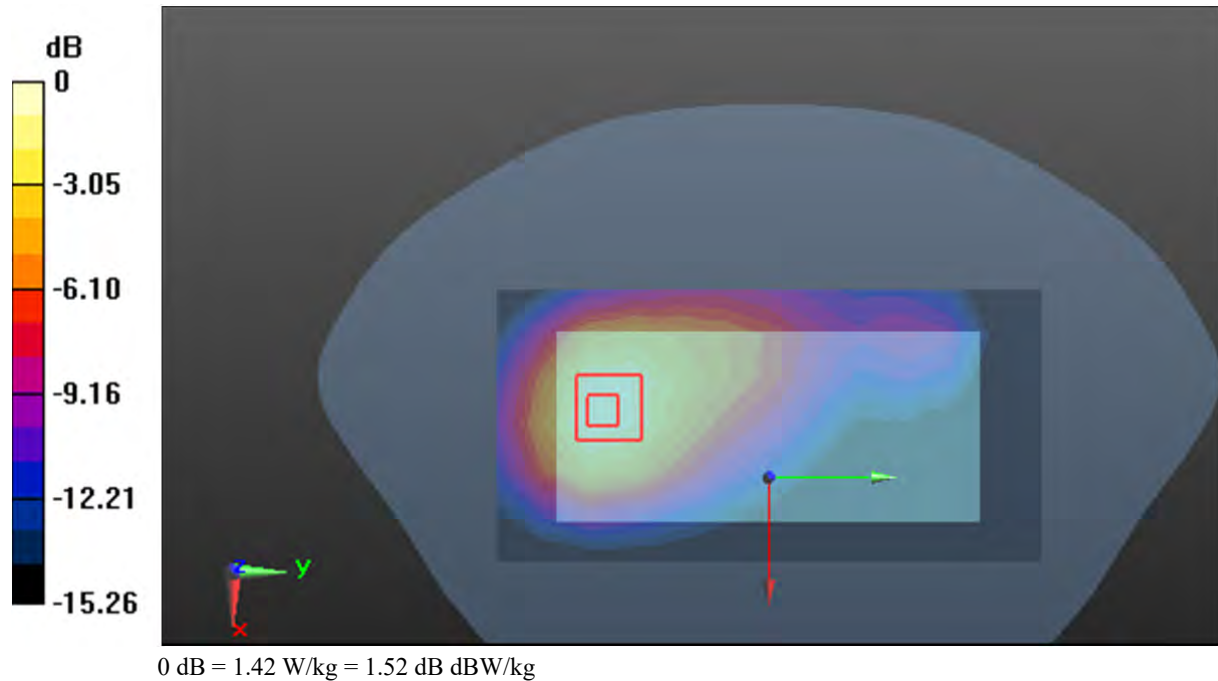
Zoom Scan (5x5x7)/Cube 0: Measurement grid: dx=8mm, dy=8mm, dz=5mm

Reference Value = 10.64 V/m; Power Drift = -0.17 dB

Peak SAR (extrapolated) = 1.66 W/kg

SAR(1 g) = 1.02 W/kg; SAR(10 g) = 0.616 W/kg

Maximum value of SAR (measured) = 1.42 W/kg



Plot 31#: WCDMA Band 4_Body Front_High**DUT: MOBILE PHONE; Type: TITAN; Serial: 22HY_1;**

Communication System: Generic WCDMA (0); Frequency: 1752.6 MHz; Duty Cycle: 1:1
 Medium parameters used: $f = 1752.6$ MHz; $\sigma = 1.335$ S/m; $\epsilon_r = 40.143$; $\rho = 1000$ kg/m³ ;
 Phantom section: Flat Section

DASY5 Configuration:

- Probe: EX3DV4 - SN7522; ConvF(8.1, 8.1, 8.1) @1752.6 MHz; Calibrated: 2022/5/6;
- Sensor-Surface: 1.4mm (Mechanical Surface Detection)
- Electronics: DAE4 Sn1354; Calibrated: 2022/10/31
- Phantom: Twin SAM; Type: Twin SAM V5.0; Serial: TP:1412
- Measurement SW: DASY52, Version 52.10 (2); SEMCAD X Version 14.6.12 (7470)

Area Scan (7x13x1): Measurement grid: dx=15mm, dy=15mm

Maximum value of SAR (measured) = 1.45 W/kg

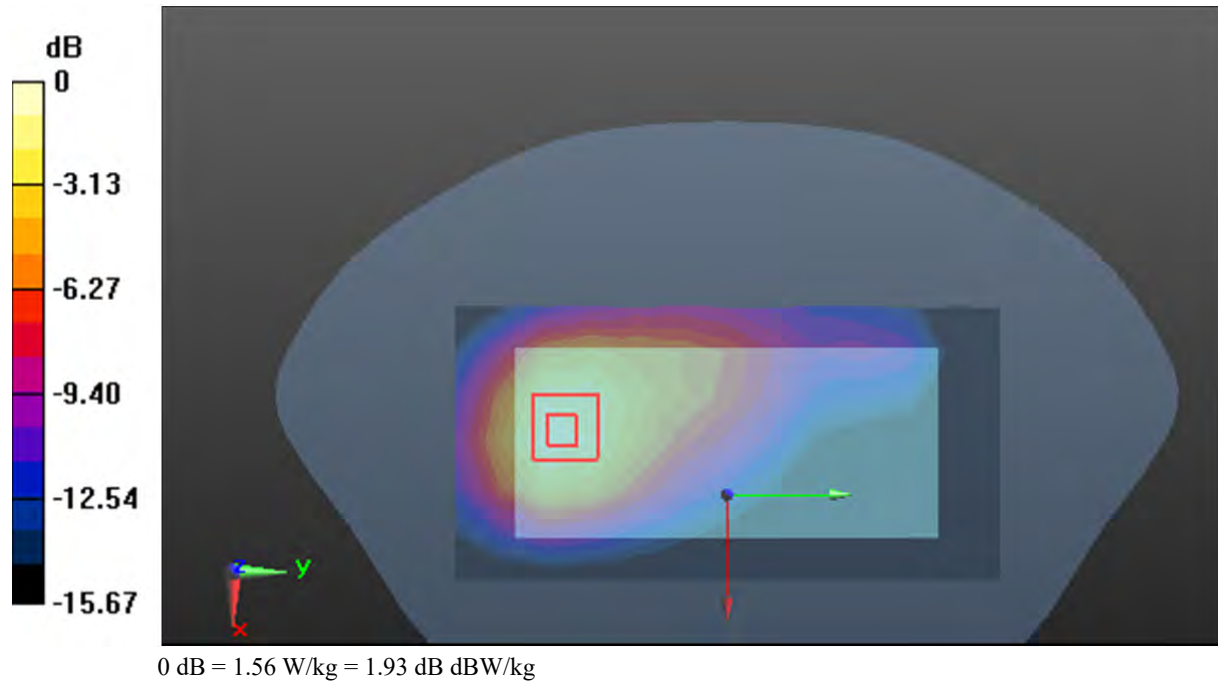
Zoom Scan (5x5x7)/Cube 0: Measurement grid: dx=8mm, dy=8mm, dz=5mm

Reference Value = 11.02 V/m; Power Drift = 0.14 dB

Peak SAR (extrapolated) = 1.83 W/kg

SAR(1 g) = 1.1 W/kg; SAR(10 g) = 0.663 W/kg

Maximum value of SAR (measured) = 1.56 W/kg



Plot 32#: WCDMA Band 4_Body Back_Low**DUT: MOBILE PHONE; Type: TITAN; Serial: 22HY_1;**

Communication System: Generic WCDMA (0); Frequency: 1712.4 MHz; Duty Cycle: 1:1
 Medium parameters used: $f = 1712.4$ MHz; $\sigma = 1.287$ S/m; $\epsilon_r = 40.834$; $\rho = 1000$ kg/m³ ;
 Phantom section: Flat Section

DASY5 Configuration:

- Probe: EX3DV4 - SN7522; ConvF(8.1, 8.1, 8.1) @1712.4 MHz; Calibrated: 2022/5/6;
- Sensor-Surface: 1.4mm (Mechanical Surface Detection)
- Electronics: DAE4 Sn1354; Calibrated: 2022/10/31
- Phantom: Twin SAM; Type: Twin SAM V5.0; Serial: TP:1412
- Measurement SW: DASY52, Version 52.10 (2); SEMCAD X Version 14.6.12 (7470)

Area Scan (7x13x1): Measurement grid: dx=15mm, dy=15mm

Maximum value of SAR (measured) = 1.16 W/kg

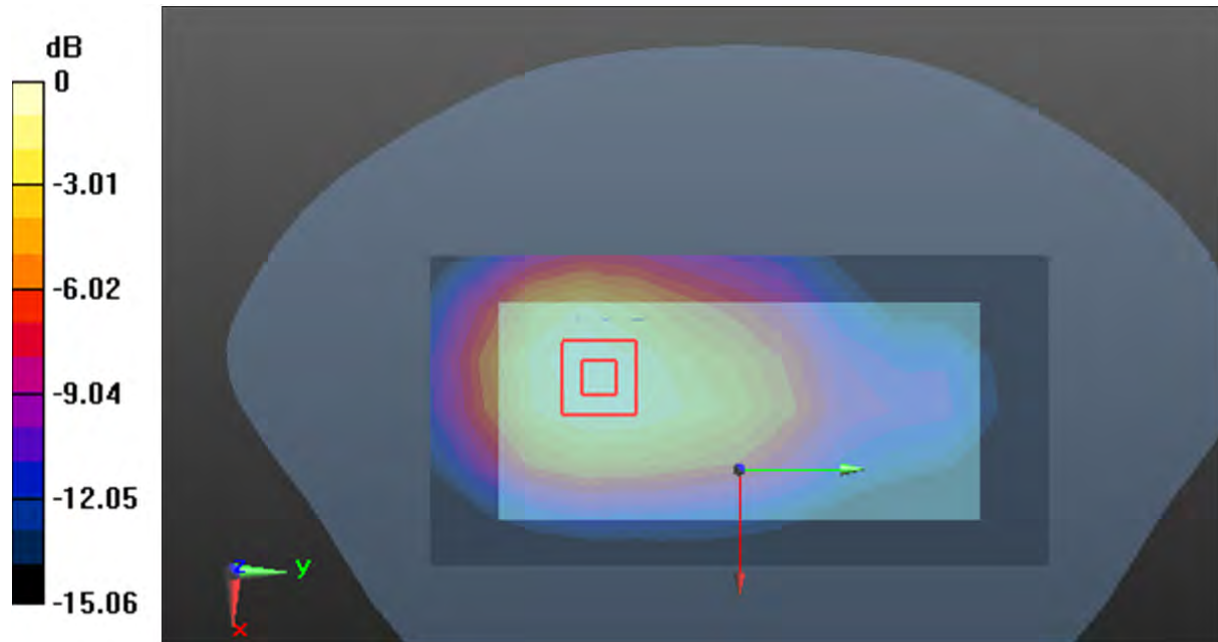
Zoom Scan (5x5x7)/Cube 0: Measurement grid: dx=8mm, dy=8mm, dz=5mm

Reference Value = 17.74 V/m; Power Drift = 0.17 dB

Peak SAR (extrapolated) = 1.34 W/kg

SAR(1 g) = 0.850 W/kg; SAR(10 g) = 0.537 W/kg

Maximum value of SAR (measured) = 1.16 W/kg



0 dB = 1.16 W/kg = 0.64 dB dBW/kg

Plot 33#: WCDMA Band 4_Body Back_Mid**DUT: MOBILE PHONE; Type: TITAN; Serial: 22HY_1;**

Communication System: Generic WCDMA (0); Frequency: 1732.6 MHz; Duty Cycle: 1:1
 Medium parameters used: $f = 1732.6$ MHz; $\sigma = 1.312$ S/m; $\epsilon_r = 40.416$; $\rho = 1000$ kg/m³ ;
 Phantom section: Flat Section

DASY5 Configuration:

- Probe: EX3DV4 - SN7522; ConvF(8.1, 8.1, 8.1) @1732.6 MHz; Calibrated: 2022/5/6;
- Sensor-Surface: 1.4mm (Mechanical Surface Detection)
- Electronics: DAE4 Sn1354; Calibrated: 2022/10/31
- Phantom: Twin SAM; Type: Twin SAM V5.0; Serial: TP:1412
- Measurement SW: DASY52, Version 52.10 (2); SEMCAD X Version 14.6.12 (7470)

Area Scan (7x13x1): Measurement grid: dx=15mm, dy=15mm

Maximum value of SAR (measured) = 1.14 W/kg

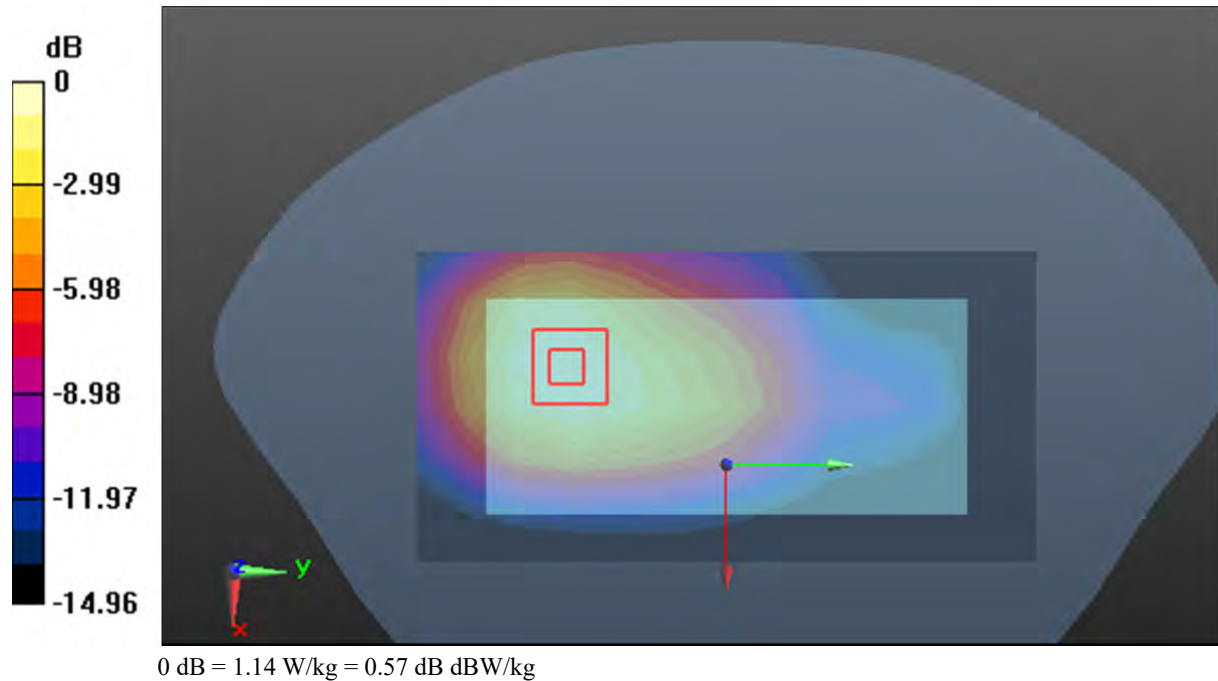
Zoom Scan (5x5x7)/Cube 0: Measurement grid: dx=8mm, dy=8mm, dz=5mm

Reference Value = 16.13 V/m; Power Drift = 0.09 dB

Peak SAR (extrapolated) = 1.31 W/kg

SAR(1 g) = 0.831 W/kg; SAR(10 g) = 0.525 W/kg

Maximum value of SAR (measured) = 1.14 W/kg



Plot 34#: WCDMA Band 4_Body Back_High**DUT: MOBILE PHONE; Type: TITAN; Serial: 22HY_1;**

Communication System: Generic WCDMA (0); Frequency: 1752.6 MHz; Duty Cycle: 1:1
 Medium parameters used: $f = 1752.6$ MHz; $\sigma = 1.335$ S/m; $\epsilon_r = 40.143$; $\rho = 1000$ kg/m³ ;
 Phantom section: Flat Section

DASY5 Configuration:

- Probe: EX3DV4 - SN7522; ConvF(8.1, 8.1, 8.1) @1752.6 MHz; Calibrated: 2022/5/6;
- Sensor-Surface: 1.4mm (Mechanical Surface Detection)
- Electronics: DAE4 Sn1354; Calibrated: 2022/10/31
- Phantom: Twin SAM; Type: Twin SAM V5.0; Serial: TP:1412
- Measurement SW: DASY52, Version 52.10 (2); SEMCAD X Version 14.6.12 (7470)

Area Scan (7x13x1): Measurement grid: dx=15mm, dy=15mm

Maximum value of SAR (measured) = 1.31 W/kg

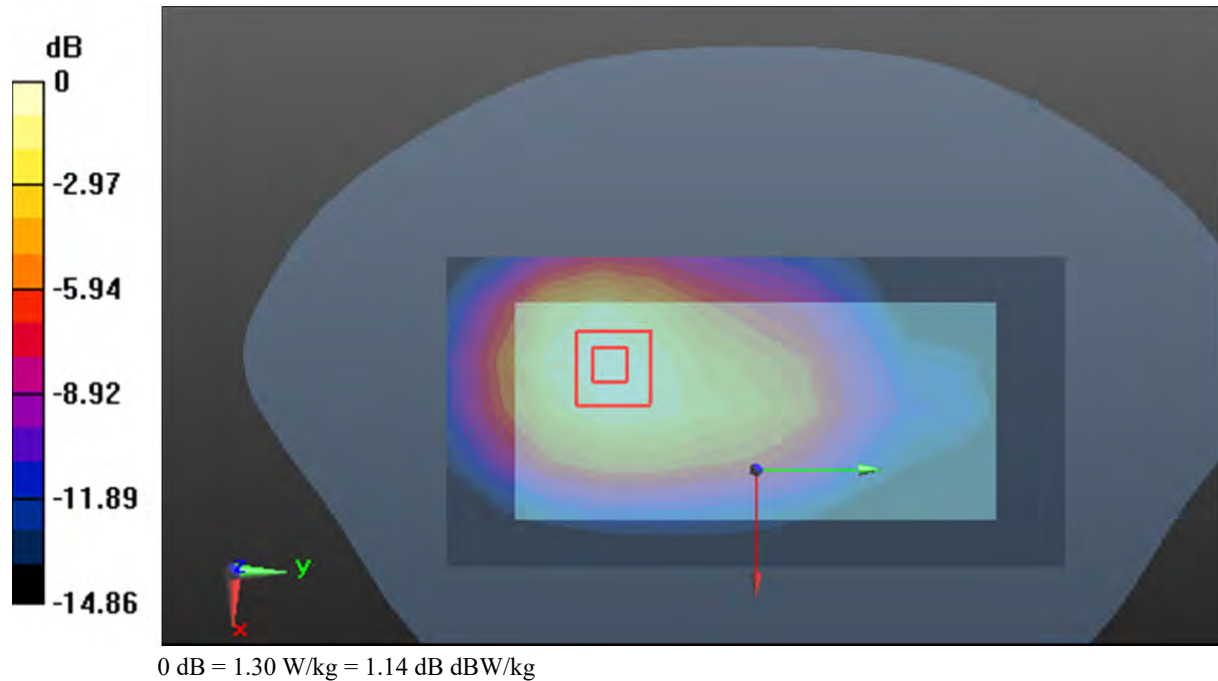
Zoom Scan (5x5x7)/Cube 0: Measurement grid: dx=8mm, dy=8mm, dz=5mm

Reference Value = 18.39 V/m; Power Drift = 0.16 dB

Peak SAR (extrapolated) = 1.50 W/kg

SAR(1 g) = 0.939 W/kg; SAR(10 g) = 0.585 W/kg

Maximum value of SAR (measured) = 1.30 W/kg



Plot 35#: WCDMA Band 5_Head Left Cheek_Mid**DUT: MOBILE PHONE; Type: TITAN; Serial: 22HY_1;**

Communication System: Generic WCDMA (0); Frequency: 836.6 MHz; Duty Cycle: 1:1
 Medium parameters used: $f = 836.6$ MHz; $\sigma = 0.896$ S/m; $\epsilon_r = 43.178$; $\rho = 1000$ kg/m³;
 Phantom section: Left Section

DASY5 Configuration:

- Probe: EX3DV4 - SN7522; ConvF(9.7, 9.7, 9.7) @836.6 MHz; Calibrated: 2022/5/6;
- Sensor-Surface: 1.4mm (Mechanical Surface Detection)
- Electronics: DAE4 Sn1354; Calibrated: 2022/10/31
- Phantom: Twin SAM; Type: Twin SAM V5.0; Serial: TP:1412
- Measurement SW: DASY52, Version 52.10 (2); SEMCAD X Version 14.6.12 (7470)

Area Scan (7x10x1): Measurement grid: dx=15mm, dy=15mm

Maximum value of SAR (measured) = 0.190 W/kg


Zoom Scan (5x5x7)/Cube 0: Measurement grid: dx=8mm, dy=8mm, dz=5mm

Reference Value = 5.478 V/m; Power Drift = 0.13 dB

Peak SAR (extrapolated) = 0.220 W/kg

SAR(1 g) = 0.153 W/kg; SAR(10 g) = 0.111 W/kg

Maximum value of SAR (measured) = 0.195 W/kg



0 dB = 0.195 W/kg = -7.10 dB dBW/kg

Plot 36#: WCDMA Band 5_Head Left Tilt_Mid**DUT: MOBILE PHONE; Type: TITAN; Serial: 22HY_1;**

Communication System: Generic WCDMA (0); Frequency: 836.6 MHz; Duty Cycle: 1:1
 Medium parameters used: $f = 836.6$ MHz; $\sigma = 0.896$ S/m; $\epsilon_r = 43.178$; $\rho = 1000$ kg/m³ ;
 Phantom section: Left Section

DASY5 Configuration:

- Probe: EX3DV4 - SN7522; ConvF(9.7, 9.7, 9.7) @836.6 MHz; Calibrated: 2022/5/6;
- Sensor-Surface: 1.4mm (Mechanical Surface Detection)
- Electronics: DAE4 Sn1354; Calibrated: 2022/10/31
- Phantom: Twin SAM; Type: Twin SAM V5.0; Serial: TP:1412
- Measurement SW: DASY52, Version 52.10 (2); SEMCAD X Version 14.6.12 (7470)

Area Scan (7x10x1): Measurement grid: dx=15mm, dy=15mm

Maximum value of SAR (measured) = 0.0783 W/kg


Zoom Scan (5x5x7)/Cube 0: Measurement grid: dx=8mm, dy=8mm, dz=5mm

Reference Value = 4.563 V/m; Power Drift = 0.19 dB

Peak SAR (extrapolated) = 0.0860 W/kg

SAR(1 g) = 0.063 W/kg; SAR(10 g) = 0.047 W/kg

Maximum value of SAR (measured) = 0.0763 W/kg



0 dB = 0.0763 W/kg = -11.17 dB dBW/kg

Plot 37#: WCDMA Band 5_Head Right Cheek_Mid**DUT: MOBILE PHONE; Type: TITAN; Serial: 22HY_1;**

Communication System: Generic WCDMA (0); Frequency: 836.6 MHz; Duty Cycle: 1:1
 Medium parameters used: $f = 836.6$ MHz; $\sigma = 0.896$ S/m; $\epsilon_r = 43.178$; $\rho = 1000$ kg/m³ ;
 Phantom section: Right Section

DASY5 Configuration:

- Probe: EX3DV4 - SN7522; ConvF(9.7, 9.7, 9.7) @836.6 MHz; Calibrated: 2022/5/6;
- Sensor-Surface: 1.4mm (Mechanical Surface Detection)
- Electronics: DAE4 Sn1354; Calibrated: 2022/10/31
- Phantom: Twin SAM; Type: Twin SAM V5.0; Serial: TP:1412
- Measurement SW: DASY52, Version 52.10 (2); SEMCAD X Version 14.6.12 (7470)

Area Scan (7x10x1): Measurement grid: dx=15mm, dy=15mm

Maximum value of SAR (measured) = 0.136 W/kg


Zoom Scan (5x5x7)/Cube 0: Measurement grid: dx=8mm, dy=8mm, dz=5mm

Reference Value = 3.357 V/m; Power Drift = -0.11 dB

Peak SAR (extrapolated) = 0.162 W/kg

SAR(1 g) = 0.117 W/kg; SAR(10 g) = 0.085 W/kg

Maximum value of SAR (measured) = 0.145 W/kg



Plot 38#: WCDMA Band 5_Head Right Tilt_Mid**DUT: MOBILE PHONE; Type: TITAN; Serial: 22HY_1;**

Communication System: Generic WCDMA (0); Frequency: 836.6 MHz; Duty Cycle: 1:1
 Medium parameters used: $f = 836.6$ MHz; $\sigma = 0.896$ S/m; $\epsilon_r = 43.178$; $\rho = 1000$ kg/m³ ;
 Phantom section: Right Section

DASY5 Configuration:

- Probe: EX3DV4 - SN7522; ConvF(9.7, 9.7, 9.7) @836.6 MHz; Calibrated: 2022/5/6;
- Sensor-Surface: 1.4mm (Mechanical Surface Detection)
- Electronics: DAE4 Sn1354; Calibrated: 2022/10/31
- Phantom: Twin SAM; Type: Twin SAM V5.0; Serial: TP:1412
- Measurement SW: DASY52, Version 52.10 (2); SEMCAD X Version 14.6.12 (7470)

Area Scan (7x10x1): Measurement grid: dx=15mm, dy=15mm

Maximum value of SAR (measured) = 0.0808 W/kg


Zoom Scan (5x5x7)/Cube 0: Measurement grid: dx=8mm, dy=8mm, dz=5mm

Reference Value = 4.589 V/m; Power Drift = 0.11 dB

Peak SAR (extrapolated) = 0.0860 W/kg

SAR(1 g) = 0.064 W/kg; SAR(10 g) = 0.048 W/kg

Maximum value of SAR (measured) = 0.0773 W/kg



0 dB = 0.0773 W/kg = -11.12 dB dBW/kg

Plot 39#: WCDMA Band 5_Body Front_Mid**DUT: MOBILE PHONE; Type: TITAN; Serial: 22HY_1;**

Communication System: Generic WCDMA (0); Frequency: 836.6 MHz; Duty Cycle: 1:1
 Medium parameters used: $f = 836.6$ MHz; $\sigma = 0.896$ S/m; $\epsilon_r = 43.178$; $\rho = 1000$ kg/m³ ;
 Phantom section: Flat Section

DASY5 Configuration:

- Probe: EX3DV4 - SN7522; ConvF(9.7, 9.7, 9.7) @ 836.6 MHz; Calibrated: 2022/5/6;
- Sensor-Surface: 1.4mm (Mechanical Surface Detection)
- Electronics: DAE4 Sn1354; Calibrated: 2022/10/31
- Phantom: Twin SAM; Type: Twin SAM V5.0; Serial: TP:1412
- Measurement SW: DASY52, Version 52.10 (2); SEMCAD X Version 14.6.12 (7470)

Area Scan (6x12x1): Measurement grid: dx=15mm, dy=15mm

Maximum value of SAR (measured) = 0.389 W/kg

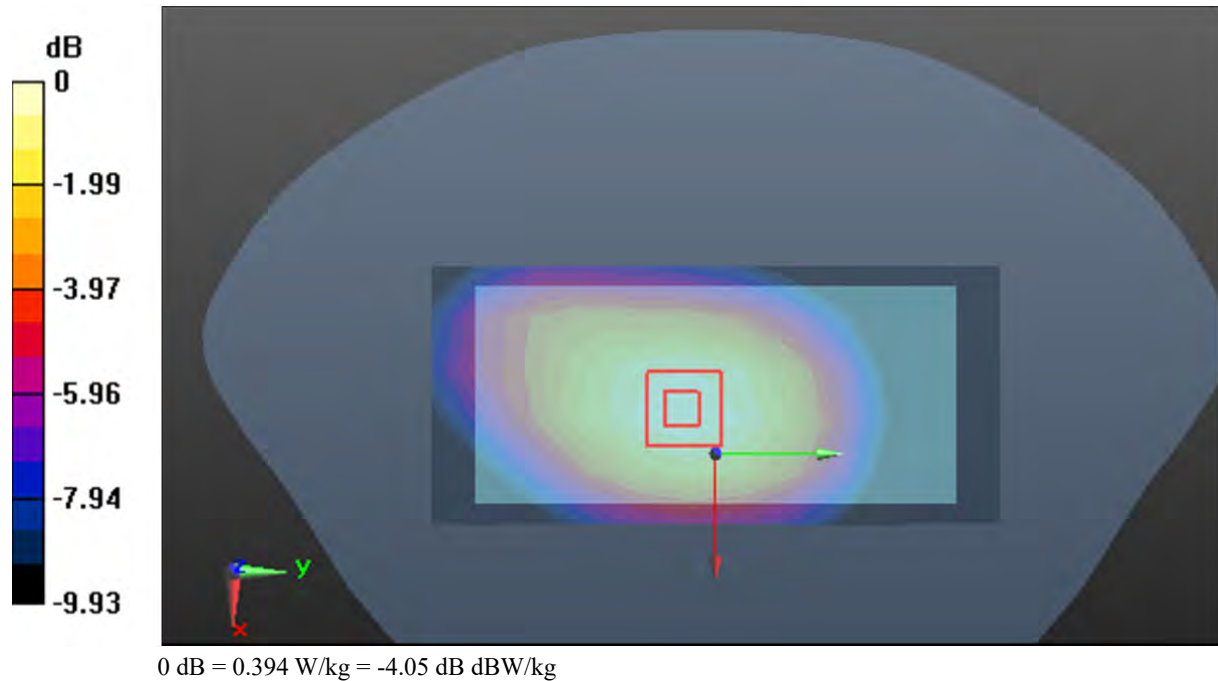
Zoom Scan (5x5x7)/Cube 0: Measurement grid: dx=8mm, dy=8mm, dz=5mm

Reference Value = 18.14 V/m; Power Drift = -0.1 dB

Peak SAR (extrapolated) = 0.448 W/kg

SAR(1 g) = 0.307 W/kg; SAR(10 g) = 0.216 W/kg

Maximum value of SAR (measured) = 0.394 W/kg



Plot 40#: WCDMA Band 5_Body Back_Mid**DUT: MOBILE PHONE; Type: TITAN; Serial: 22HY_1;**

Communication System: Generic WCDMA (0); Frequency: 836.6 MHz; Duty Cycle: 1:1
 Medium parameters used: $f = 836.6$ MHz; $\sigma = 0.896$ S/m; $\epsilon_r = 43.178$; $\rho = 1000$ kg/m³ ;
 Phantom section: Flat Section

DASY5 Configuration:

- Probe: EX3DV4 - SN7522; ConvF(9.7, 9.7, 9.7) @ 836.6 MHz; Calibrated: 2022/5/6;
- Sensor-Surface: 1.4mm (Mechanical Surface Detection)
- Electronics: DAE4 Sn1354; Calibrated: 2022/10/31
- Phantom: Twin SAM; Type: Twin SAM V5.0; Serial: TP:1412
- Measurement SW: DASY52, Version 52.10 (2); SEMCAD X Version 14.6.12 (7470)

Area Scan (7x13x1): Measurement grid: dx=15mm, dy=15mm

Maximum value of SAR (measured) = 0.404 W/kg

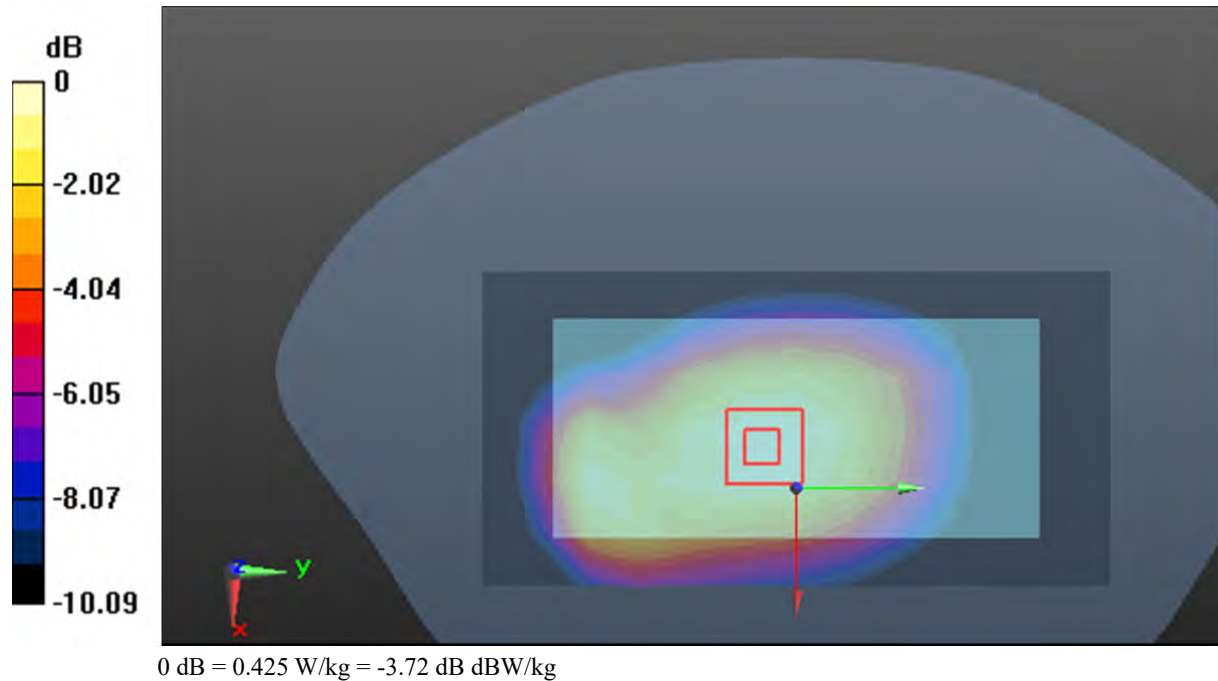
Zoom Scan (5x5x7)/Cube 0: Measurement grid: dx=8mm, dy=8mm, dz=5mm

Reference Value = 18.96 V/m; Power Drift = 0.14 dB

Peak SAR (extrapolated) = 0.478 W/kg

SAR(1 g) = 0.333 W/kg; SAR(10 g) = 0.237 W/kg

Maximum value of SAR (measured) = 0.425 W/kg



Plot 41#: LTE Band 2 1RB_Head Left Cheek_Mid**DUT: Mobile Phone; Type: TITAN; Serial: 22HY_1**

Communication System: Generic FDD-LTE; Frequency: 1880 MHz; Duty Cycle: 1:1
Medium parameters used: $f = 1880$ MHz; $\sigma = 1.424$ S/m; $\epsilon_r = 39.684$; $\rho = 1000$ kg/m³
Phantom section: Left Section

DASY5 Configuration:

- Probe: EX3DV4 - SN7522; ConvF(7.79, 7.79, 7.79) @ 1880 MHz; Calibrated: 2022/5/6
- Sensor-Surface: 1.4mm (Mechanical Surface Detection)
- Electronics: DAE4 Sn1354; Calibrated: 2022/10/31
- Phantom: Twin SAM; Type: Twin SAM V5.0; Serial: TP:1412
- Measurement SW: DASY52, Version 52.10 (2); SEMCAD X Version 14.6.12 (7470)

Area Scan (7x11x1): Measurement grid: dx=15mm, dy=15mm

Maximum value of SAR (measured) = 0.897 W/kg


Zoom Scan (5x5x7)/Cube 0: Measurement grid: dx=8mm, dy=8mm, dz=5mm

Reference Value = 5.777 V/m; Power Drift = 0.06 dB

Peak SAR (extrapolated) = 1.09 W/kg

SAR(1 g) = 0.653 W/kg; SAR(10 g) = 0.403 W/kg

Maximum value of SAR (measured) = 0.935 W/kg



0 dB = 0.935 W/kg = -0.29 dBW/kg

Plot 42#: LTE Band 2 50%RB_Head Left Cheek_Mid**DUT: Mobile Phone; Type: TITAN; Serial: 22HY_1**

Communication System: Generic FDD-LTE; Frequency: 1880 MHz; Duty Cycle: 1:1

Medium parameters used: $f = 1880$ MHz; $\sigma = 1.424$ S/m; $\epsilon_r = 39.684$; $\rho = 1000$ kg/m³

Phantom section: Left Section

DASY5 Configuration:

- Probe: EX3DV4 - SN7522; ConvF(7.79, 7.79, 7.79) @ 1880 MHz; Calibrated: 2022/5/6
- Sensor-Surface: 1.4mm (Mechanical Surface Detection)
- Electronics: DAE4 Sn1354; Calibrated: 2022/10/31
- Phantom: Twin SAM; Type: Twin SAM V5.0; Serial: TP:1412
- Measurement SW: DASY52, Version 52.10 (2); SEMCAD X Version 14.6.12 (7470)

Area Scan (7x11x1): Measurement grid: dx=15mm, dy=15mm

Maximum value of SAR (measured) = 0.729 W/kg


Zoom Scan (5x5x7)/Cube 0: Measurement grid: dx=8mm, dy=8mm, dz=5mm

Reference Value = 5.123 V/m; Power Drift = 0.00 dB

Peak SAR (extrapolated) = 1.02 W/kg

SAR(1 g) = 0.585 W/kg; SAR(10 g) = 0.352 W/kg

Maximum value of SAR (measured) = 0.862 W/kg



0 dB = 0.862 W/kg = -0.64 dBW/kg

Plot 43#: LTE Band 2 1RB Mid_Head Left Tilt_Mid**DUT: Mobile Phone; Type: TITAN; Serial: 22HY_1**

Communication System: Generic FDD-LTE; Frequency: 1880 MHz; Duty Cycle: 1:1
 Medium parameters used: $f = 1880$ MHz; $\sigma = 1.424$ S/m; $\epsilon_r = 39.684$; $\rho = 1000$ kg/m³
 Phantom section: Left Section

DASY5 Configuration:

- Probe: EX3DV4 - SN7522; ConvF(7.79, 7.79, 7.79) @ 1880 MHz; Calibrated: 2022/5/6
- Sensor-Surface: 1.4mm (Mechanical Surface Detection)
- Electronics: DAE4 Sn1354; Calibrated: 2022/10/31
- Phantom: Twin SAM; Type: Twin SAM V5.0; Serial: TP:1412
- Measurement SW: DASY52, Version 52.10 (2); SEMCAD X Version 14.6.12 (7470)

Area Scan (7x11x1): Measurement grid: dx=15mm, dy=15mm

Maximum value of SAR (measured) = 0.258 W/kg


Zoom Scan (5x5x7)/Cube 0: Measurement grid: dx=8mm, dy=8mm, dz=5mm

Reference Value = 9.214 V/m; Power Drift = 0.05 dB

Peak SAR (extrapolated) = 0.271 W/kg

SAR(1 g) = 0.182 W/kg; SAR(10 g) = 0.124 W/kg

Maximum value of SAR (measured) = 0.240 W/kg



0 dB = 0.240 W/kg = -6.20 dBW/kg

Plot 44#: LTE Band 2 50%RB _ Head Left Tilt_Mid**DUT: Mobile Phone; Type: TITAN; Serial: 22HY_1**

Communication System: Generic FDD-LTE; Frequency: 1880 MHz; Duty Cycle: 1:1
 Medium parameters used: $f = 1880$ MHz; $\sigma = 1.424$ S/m; $\epsilon_r = 39.684$; $\rho = 1000$ kg/m³
 Phantom section: Left Section

DASY5 Configuration:

- Probe: EX3DV4 - SN7522; ConvF(7.79, 7.79, 7.79) @ 1880 MHz; Calibrated: 2022/5/6
- Sensor-Surface: 1.4mm (Mechanical Surface Detection)
- Electronics: DAE4 Sn1354; Calibrated: 2022/10/31
- Phantom: Twin SAM; Type: Twin SAM V5.0; Serial: TP:1412
- Measurement SW: DASY52, Version 52.10 (2); SEMCAD X Version 14.6.12 (7470)

Area Scan (7x11x1): Measurement grid: dx=15mm, dy=15mm

Maximum value of SAR (measured) = 0.221 W/kg


Zoom Scan (5x5x7)/Cube 0: Measurement grid: dx=8mm, dy=8mm, dz=5mm

Reference Value = 6.518 V/m; Power Drift = 0.10 dB

Peak SAR (extrapolated) = 0.260 W/kg

SAR(1 g) = 0.178 W/kg; SAR(10 g) = 0.121 W/kg

Maximum value of SAR (measured) = 0.229 W/kg



0 dB = 0.229 W/kg = -6.40 dBW/kg

Plot 45#: LTE Band 2 1RB_Head Right Cheek_Mid**DUT: Mobile Phone; Type: TITAN; Serial: 22HY_1**

Communication System: Generic FDD-LTE; Frequency: 1880 MHz; Duty Cycle: 1:1

Medium parameters used: $f = 1880$ MHz; $\sigma = 1.424$ S/m; $\epsilon_r = 39.684$; $\rho = 1000$ kg/m³

Phantom section: Right Section

DASY5 Configuration:

- Probe: EX3DV4 - SN7522; ConvF(7.79, 7.79, 7.79) @ 1880 MHz; Calibrated: 2022/5/6
- Sensor-Surface: 1.4mm (Mechanical Surface Detection)
- Electronics: DAE4 Sn1354; Calibrated: 2022/10/31
- Phantom: Twin SAM; Type: Twin SAM V5.0; Serial: TP:1412
- Measurement SW: DASY52, Version 52.10 (2); SEMCAD X Version 14.6.12 (7470)

Area Scan (7x11x1): Measurement grid: dx=15mm, dy=15mm

Maximum value of SAR (measured) = 0.725 W/kg


Zoom Scan (5x5x7)/Cube 0: Measurement grid: dx=8mm, dy=8mm, dz=5mm

Reference Value = 5.967 V/m; Power Drift = 0.01 dB

Peak SAR (extrapolated) = 0.871 W/kg

SAR(1 g) = 0.576 W/kg; SAR(10 g) = 0.363 W/kg

Maximum value of SAR (measured) = 0.766 W/kg



0 dB = 0.766 W/kg = -1.16 dBW/kg

Plot 45#: LTE Band 2 50%RB_Head Right Cheek_Mid**DUT: Mobile Phone; Type: TITAN; Serial: 22HY_1**

Communication System: Generic FDD-LTE; Frequency: 1880 MHz; Duty Cycle: 1:1

Medium parameters used: $f = 1880$ MHz; $\sigma = 1.424$ S/m; $\epsilon_r = 39.684$; $\rho = 1000$ kg/m³

Phantom section: Right Section

DASY5 Configuration:

- Probe: EX3DV4 - SN7522; ConvF(7.79, 7.79, 7.79) @ 1880 MHz; Calibrated: 2022/5/6
- Sensor-Surface: 1.4mm (Mechanical Surface Detection)
- Electronics: DAE4 Sn1354; Calibrated: 2022/10/31
- Phantom: Twin SAM; Type: Twin SAM V5.0; Serial: TP:1412
- Measurement SW: DASY52, Version 52.10 (2); SEMCAD X Version 14.6.12 (7470)

Area Scan (7x11x1): Measurement grid: dx=15mm, dy=15mm

Maximum value of SAR (measured) = 0.564 W/kg


Zoom Scan (5x5x7)/Cube 0: Measurement grid: dx=8mm, dy=8mm, dz=5mm

Reference Value = 5.325 V/m; Power Drift = -0.13 dB

Peak SAR (extrapolated) = 0.686 W/kg

SAR(1 g) = 0.451 W/kg; SAR(10 g) = 0.285 W/kg

Maximum value of SAR (measured) = 0.597 W/kg



0 dB = 0.597 W/kg = -2.24 dBW/kg

Plot 47#: LTE Band 2 1RB_Head Right Tilt_Mid**DUT: Mobile Phone; Type: TITAN; Serial: 22HY_1**

Communication System: Generic FDD-LTE; Frequency: 1880 MHz; Duty Cycle: 1:1
 Medium parameters used: $f = 1880$ MHz; $\sigma = 1.424$ S/m; $\epsilon_r = 39.684$; $\rho = 1000$ kg/m³
 Phantom section: Right Section

DASY5 Configuration:

- Probe: EX3DV4 - SN7522; ConvF(7.79, 7.79, 7.79) @ 1880 MHz; Calibrated: 2022/5/6
- Sensor-Surface: 1.4mm (Mechanical Surface Detection)
- Electronics: DAE4 Sn1354; Calibrated: 2022/10/31
- Phantom: Twin SAM; Type: Twin SAM V5.0; Serial: TP:1412
- Measurement SW: DASY52, Version 52.10 (2); SEMCAD X Version 14.6.12 (7470)

Area Scan (7x11x1): Measurement grid: dx=15mm, dy=15mm

Maximum value of SAR (measured) = 0.429 W/kg


Zoom Scan (5x5x7)/Cube 0: Measurement grid: dx=8mm, dy=8mm, dz=5mm

Reference Value = 8.791 V/m; Power Drift = -0.03 dB

Peak SAR (extrapolated) = 0.476 W/kg

SAR(1 g) = 0.324 W/kg; SAR(10 g) = 0.211 W/kg

Maximum value of SAR (measured) = 0.424 W/kg



0 dB = 0.424 W/kg = -3.73 dBW/kg

Plot 48#: LTE Band 2 50%RB_Head Right Tilt_Mid**DUT: Mobile Phone; Type: TITAN; Serial: 22HY_1**

Communication System: Generic FDD-LTE; Frequency: 1880 MHz; Duty Cycle: 1:1
 Medium parameters used: $f = 1880$ MHz; $\sigma = 1.424$ S/m; $\epsilon_r = 39.684$; $\rho = 1000$ kg/m³
 Phantom section: Right Section

DASY5 Configuration:

- Probe: EX3DV4 - SN7522; ConvF(7.79, 7.79, 7.79) @ 1880 MHz; Calibrated: 2022/5/6
- Sensor-Surface: 1.4mm (Mechanical Surface Detection)
- Electronics: DAE4 Sn1354; Calibrated: 2022/10/31
- Phantom: Twin SAM; Type: Twin SAM V5.0; Serial: TP:1412
- Measurement SW: DASY52, Version 52.10 (2); SEMCAD X Version 14.6.12 (7470)

Area Scan (7x11x1): Measurement grid: dx=15mm, dy=15mm

Maximum value of SAR (measured) = 0.316 W/kg


Zoom Scan (5x5x7)/Cube 0: Measurement grid: dx=8mm, dy=8mm, dz=5mm

Reference Value = 7.439 V/m; Power Drift = 0.13 dB

Peak SAR (extrapolated) = 0.379 W/kg

SAR(1 g) = 0.256 W/kg; SAR(10 g) = 0.166 W/kg

Maximum value of SAR (measured) = 0.333 W/kg



0 dB = 0.333 W/kg = -4.78 dBW/kg

Plot 49#: LTE Band 2 1RB_Body Front_Low**DUT: Mobile Phone; Type: TITAN; Serial: 22HY_1**

Communication System: Generic FDD-LTE; Frequency: 1860 MHz; Duty Cycle: 1:1
 Medium parameters used: $f = 1860$ MHz; $\sigma = 1.415$ S/m; $\epsilon_r = 39.857$; $\rho = 1000$ kg/m³
 Phantom section: Flat Section

DASY5 Configuration:

- Probe: EX3DV4 - SN7522; ConvF(7.79, 7.79, 7.79) @ 1860 MHz; Calibrated: 2022/5/6
- Sensor-Surface: 1.4mm (Mechanical Surface Detection)
- Electronics: DAE4 Sn1354; Calibrated: 2022/10/31
- Phantom: Twin SAM; Type: Twin SAM V5.0; Serial: TP:1412
- Measurement SW: DASY52, Version 52.10 (2); SEMCAD X Version 14.6.12 (7470)

Area Scan (7x13x1): Measurement grid: dx=15mm, dy=15mm

Maximum value of SAR (measured) = 1.11 W/kg

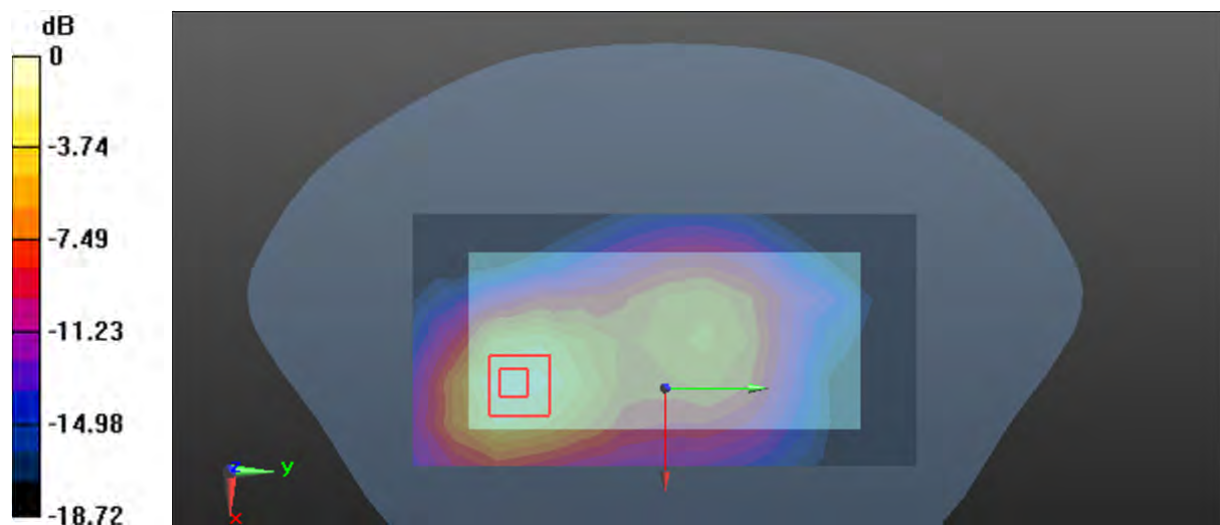
Zoom Scan (5x5x7)/Cube 0: Measurement grid: dx=8mm, dy=8mm, dz=5mm

Reference Value = 13.83 V/m; Power Drift = -0.08 dB

Peak SAR (extrapolated) = 1.38 W/kg

SAR(1 g) = 0.818 W/kg; SAR(10 g) = 0.467 W/kg

Maximum value of SAR (measured) = 1.16 W/kg



0 dB = 1.16 W/kg = 0.64 dBW/kg

Plot 50#: LTE Band 2 1RB_Body Front_Mid**DUT: Mobile Phone; Type: TITAN; Serial: 22HY_1**

Communication System: Generic FDD-LTE; Frequency: 1880 MHz; Duty Cycle: 1:1
 Medium parameters used: $f = 1880$ MHz; $\sigma = 1.424$ S/m; $\epsilon_r = 39.684$; $\rho = 1000$ kg/m³
 Phantom section: Flat Section

DASY5 Configuration:

- Probe: EX3DV4 - SN7522; ConvF(7.79, 7.79, 7.79) @ 1880 MHz; Calibrated: 2022/5/6
- Sensor-Surface: 1.4mm (Mechanical Surface Detection)
- Electronics: DAE4 Sn1354; Calibrated: 2022/10/31
- Phantom: Twin SAM; Type: Twin SAM V5.0; Serial: TP:1412
- Measurement SW: DASY52, Version 52.10 (2); SEMCAD X Version 14.6.12 (7470)

Area Scan (7x13x1): Measurement grid: dx=15mm, dy=15mm

Maximum value of SAR (measured) = 1.34 W/kg

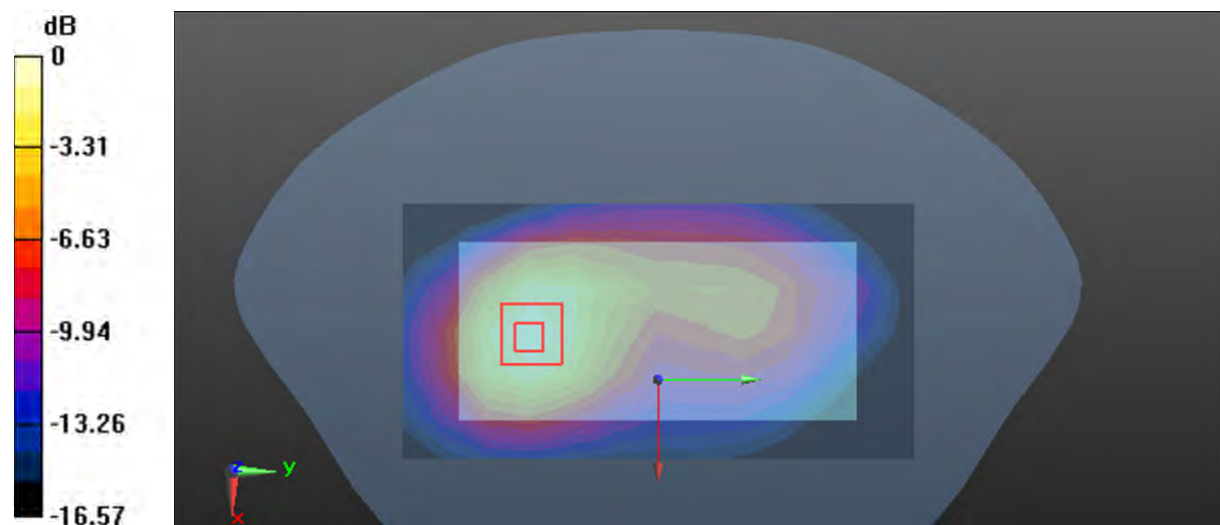
Zoom Scan (5x5x7)/Cube 0: Measurement grid: dx=8mm, dy=8mm, dz=5mm

Reference Value = 11.29 V/m; Power Drift = 0.10 dB

Peak SAR (extrapolated) = 1.59 W/kg

SAR(1 g) = 0.919 W/kg; SAR(10 g) = 0.534 W/kg

Maximum value of SAR (measured) = 1.31 W/kg



0 dB = 1.31 W/kg = 1.17 dBW/kg

Plot 51#: LTE Band 2 1RB_Body Front_High**DUT: Mobile Phone; Type: TITAN; Serial: 22HY_1**

Communication System: Generic FDD-LTE; Frequency: 1900 MHz; Duty Cycle: 1:1
 Medium parameters used: $f = 1900$ MHz; $\sigma = 1.435$ S/m; $\epsilon_r = 39.542$; $\rho = 1000$ kg/m³
 Phantom section: Flat Section

DASY5 Configuration:

- Probe: EX3DV4 - SN7522; ConvF(7.79, 7.79, 7.79) @ 1900 MHz; Calibrated: 2022/5/6
- Sensor-Surface: 1.4mm (Mechanical Surface Detection)
- Electronics: DAE4 Sn1354; Calibrated: 2022/10/31
- Phantom: Twin SAM; Type: Twin SAM V5.0; Serial: TP:1412
- Measurement SW: DASY52, Version 52.10 (2); SEMCAD X Version 14.6.12 (7470)

Area Scan (7x13x1): Measurement grid: dx=15mm, dy=15mm

Maximum value of SAR (measured) = 1.03 W/kg

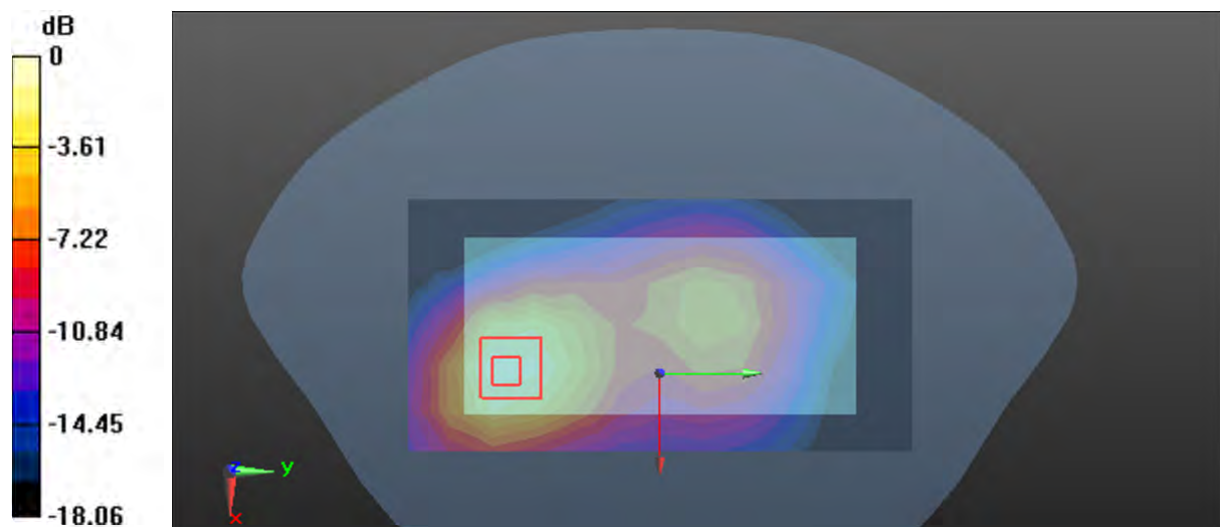
Zoom Scan (5x5x7)/Cube 0: Measurement grid: dx=8mm, dy=8mm, dz=5mm

Reference Value = 11.18 V/m; Power Drift = 0.10 dB

Peak SAR (extrapolated) = 1.27 W/kg

SAR(1 g) = 0.744 W/kg; SAR(10 g) = 0.425 W/kg

Maximum value of SAR (measured) = 1.07 W/kg



0 dB = 1.07 W/kg = 0.29 dBW/kg

Plot 52#: LTE Band 2 50%RB_Body Front_Low**DUT: Mobile Phone; Type: TITAN; Serial: 22HY_1**

Communication System: Generic FDD-LTE; Frequency: 1860 MHz; Duty Cycle: 1:1
 Medium parameters used: $f = 1860$ MHz; $\sigma = 1.415$ S/m; $\epsilon_r = 39.857$; $\rho = 1000$ kg/m³
 Phantom section: Flat Section

DASY5 Configuration:

- Probe: EX3DV4 - SN7522; ConvF(7.79, 7.79, 7.79) @ 1860 MHz; Calibrated: 2022/5/6
- Sensor-Surface: 1.4mm (Mechanical Surface Detection)
- Electronics: DAE4 Sn1354; Calibrated: 2022/10/31
- Phantom: Twin SAM; Type: Twin SAM V5.0; Serial: TP:1412
- Measurement SW: DASY52, Version 52.10 (2); SEMCAD X Version 14.6.12 (7470)

Area Scan (7x13x1): Measurement grid: dx=15mm, dy=15mm

Maximum value of SAR (measured) = 0.854 W/kg

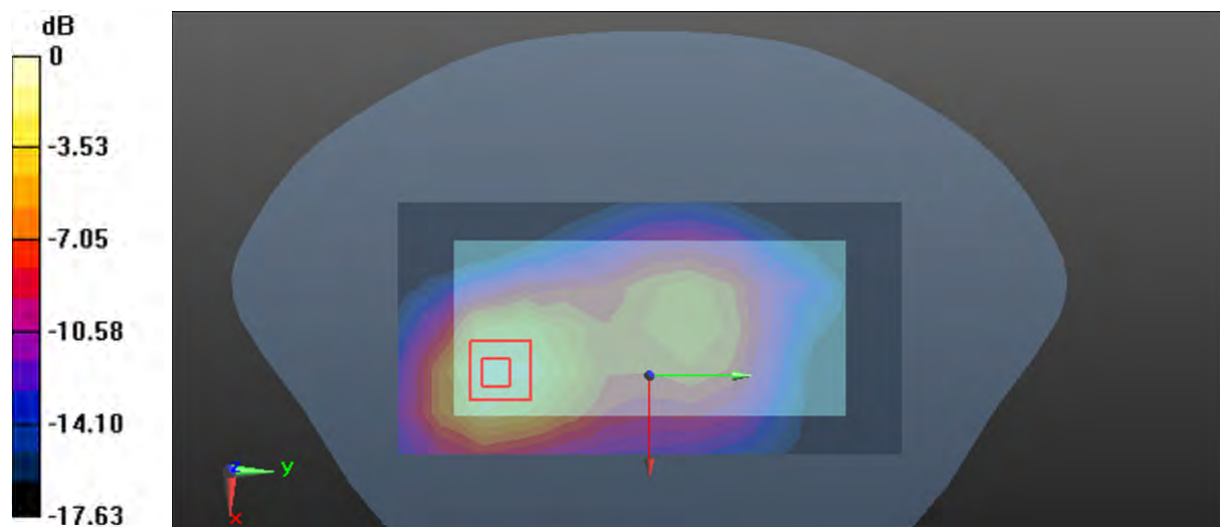
Zoom Scan (5x5x7)/Cube 0: Measurement grid: dx=8mm, dy=8mm, dz=5mm

Reference Value = 12.09 V/m; Power Drift = -0.02 dB

Peak SAR (extrapolated) = 1.08 W/kg

SAR(1 g) = 0.635 W/kg; SAR(10 g) = 0.362 W/kg

Maximum value of SAR (measured) = 0.910 W/kg



0 dB = 0.910 W/kg = -0.41 dBW/kg

Plot 53#: LTE Band 2 50%RB_Body Front_Mid**DUT: Mobile Phone; Type: TITAN; Serial: 22HY_1**

Communication System: Generic FDD-LTE; Frequency: 1880 MHz; Duty Cycle: 1:1
 Medium parameters used: $f = 1880$ MHz; $\sigma = 1.424$ S/m; $\epsilon_r = 39.684$; $\rho = 1000$ kg/m³
 Phantom section: Flat Section

DASY5 Configuration:

- Probe: EX3DV4 - SN7522; ConvF(7.79, 7.79, 7.79) @ 1880 MHz; Calibrated: 2022/5/6
- Sensor-Surface: 1.4mm (Mechanical Surface Detection)
- Electronics: DAE4 Sn1354; Calibrated: 2022/10/31
- Phantom: Twin SAM; Type: Twin SAM V5.0; Serial: TP:1412
- Measurement SW: DASY52, Version 52.10 (2); SEMCAD X Version 14.6.12 (7470)

Area Scan (7x13x1): Measurement grid: dx=15mm, dy=15mm

Maximum value of SAR (measured) = 1.22 W/kg

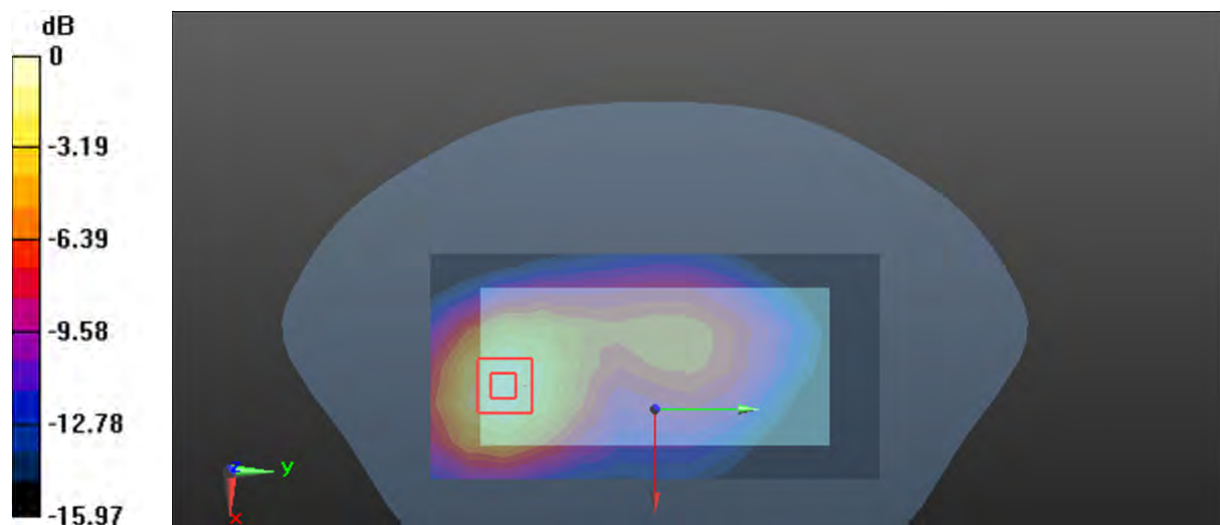
Zoom Scan (5x5x7)/Cube 0: Measurement grid: dx=8mm, dy=8mm, dz=5mm

Reference Value = 12.81 V/m; Power Drift = 0.09 dB

Peak SAR (extrapolated) = 1.52 W/kg

SAR(1 g) = 0.892 W/kg; SAR(10 g) = 0.527 W/kg

Maximum value of SAR (measured) = 1.29 W/kg



0 dB = 1.29 W/kg = 1.11 dBW/kg

Plot 54#: LTE Band 2 50%RB_Body Front_High**DUT: Mobile Phone; Type: TITAN; Serial: 22HY_1**

Communication System: Generic FDD-LTE; Frequency: 1900 MHz; Duty Cycle: 1:1
 Medium parameters used: $f = 1900$ MHz; $\sigma = 1.435$ S/m; $\epsilon_r = 39.542$; $\rho = 1000$ kg/m³
 Phantom section: Flat Section

DASY5 Configuration:

- Probe: EX3DV4 - SN7522; ConvF(7.79, 7.79, 7.79) @ 1900 MHz; Calibrated: 2022/5/6
- Sensor-Surface: 1.4mm (Mechanical Surface Detection)
- Electronics: DAE4 Sn1354; Calibrated: 2022/10/31
- Phantom: Twin SAM; Type: Twin SAM V5.0; Serial: TP:1412
- Measurement SW: DASY52, Version 52.10 (2); SEMCAD X Version 14.6.12 (7470)

Area Scan (7x13x1): Measurement grid: dx=15mm, dy=15mm

Maximum value of SAR (measured) = 0.785 W/kg

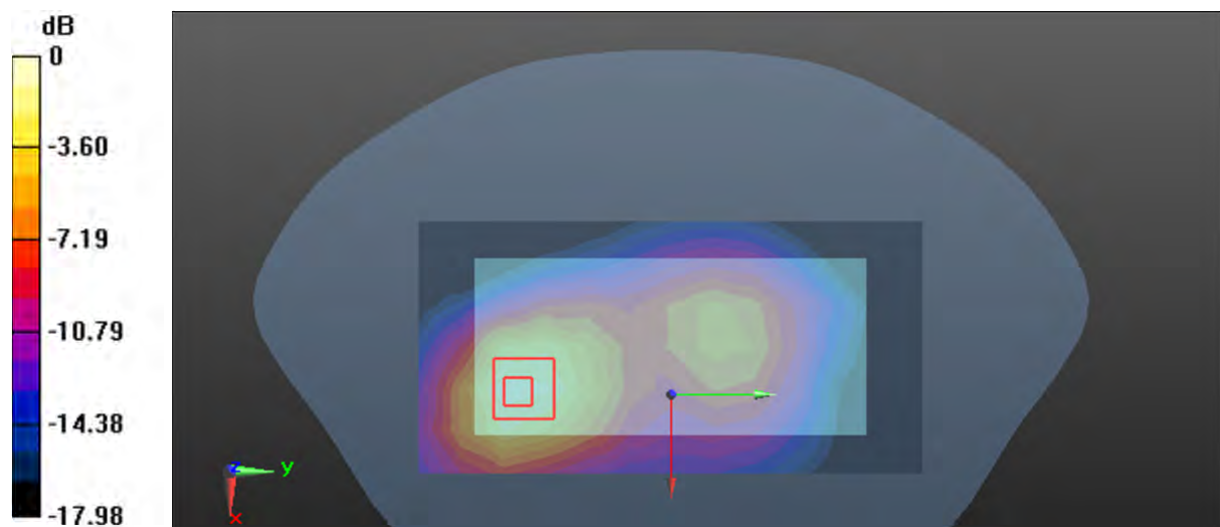
Zoom Scan (5x5x7)/Cube 0: Measurement grid: dx=8mm, dy=8mm, dz=5mm

Reference Value = 9.745 V/m; Power Drift = -0.03 dB

Peak SAR (extrapolated) = 0.988 W/kg

SAR(1 g) = 0.580 W/kg; SAR(10 g) = 0.331 W/kg

Maximum value of SAR (measured) = 0.836 W/kg



0 dB = 0.836 W/kg = -0.78 dBW/kg

Plot 55#:LTE Band 2 100%RB_Body Front_Mid**DUT: Mobile Phone; Type: TITAN; Serial: 22HY_1**

Communication System:Generic FDD-LTE (0); Frequency: 1880 MHz;Duty Cycle: 1:1

Medium parameters used: $f = 1880$ MHz; $\sigma = 1.424$ S/m; $\epsilon_r = 39.684$; $\rho = 1000$ kg/m³

Phantom section: Flat Section

DASY5 Configuration:

- Probe: EX3DV4 - SN7522; ConvF(7.79, 7.79, 7.79) @ 1880 MHz; Calibrated: 2022/5/6
- Sensor-Surface: 1.4mm (Mechanical Surface Detection)
- Electronics: DAE4 Sn1354; Calibrated: 2022/10/31
- Phantom: Twin SAM; Type: Twin SAM V5.0; Serial: TP:1412
- Measurement SW: DASY52, Version 52.10 (2); SEMCAD X Version 14.6.12 (7470)

Area Scan (7x13x1): Measurement grid: dx=15mm, dy=15mm

Maximum value of SAR (measured) = 1.11 W/kg

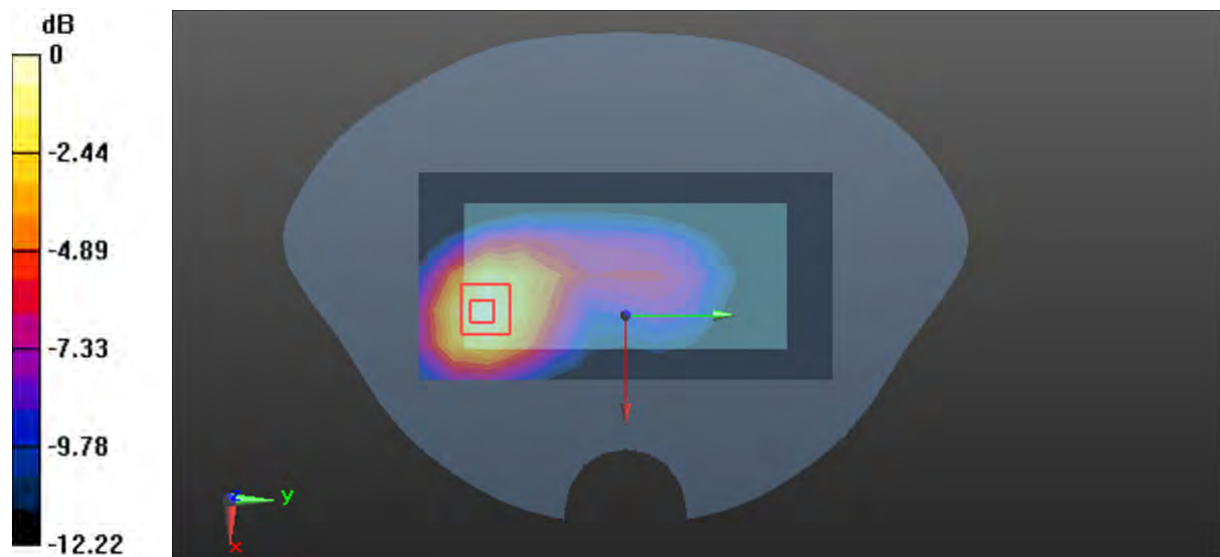
Zoom Scan (5x5x7)/Cube 0: Measurement grid: dx=8mm, dy=8mm, dz=5mm

Reference Value = 11.98 V/m; Power Drift = -0.05 dB

Peak SAR (extrapolated) = 1.31 W/kg

SAR(1 g) = 0.780 W/kg; SAR(10 g) = 0.464 W/kg

Maximum value of SAR (measured) = 1.09 W/kg



0 dB = 1.09 W/kg = 0.37 dBW/kg

Plot 56#: LTE Band 2 1RB_Body Back_Mid**DUT: Mobile Phone; Type: TITAN; Serial: 22HY_1**

Communication System: Generic FDD-LTE; Frequency: 1880 MHz; Duty Cycle: 1:1
 Medium parameters used: $f = 1880$ MHz; $\sigma = 1.424$ S/m; $\epsilon_r = 39.684$; $\rho = 1000$ kg/m³
 Phantom section: Flat Section

DASY5 Configuration:

- Probe: EX3DV4 - SN7522; ConvF(7.79, 7.79, 7.79) @ 1880 MHz; Calibrated: 2022/5/6
- Sensor-Surface: 1.4mm (Mechanical Surface Detection)
- Electronics: DAE4 Sn1354; Calibrated: 2022/10/31
- Phantom: Twin SAM; Type: Twin SAM V5.0; Serial: TP:1412
- Measurement SW: DASY52, Version 52.10 (2); SEMCAD X Version 14.6.12 (7470)

Area Scan (7x13x1): Measurement grid: dx=15mm, dy=15mm

Maximum value of SAR (measured) = 0.965 W/kg

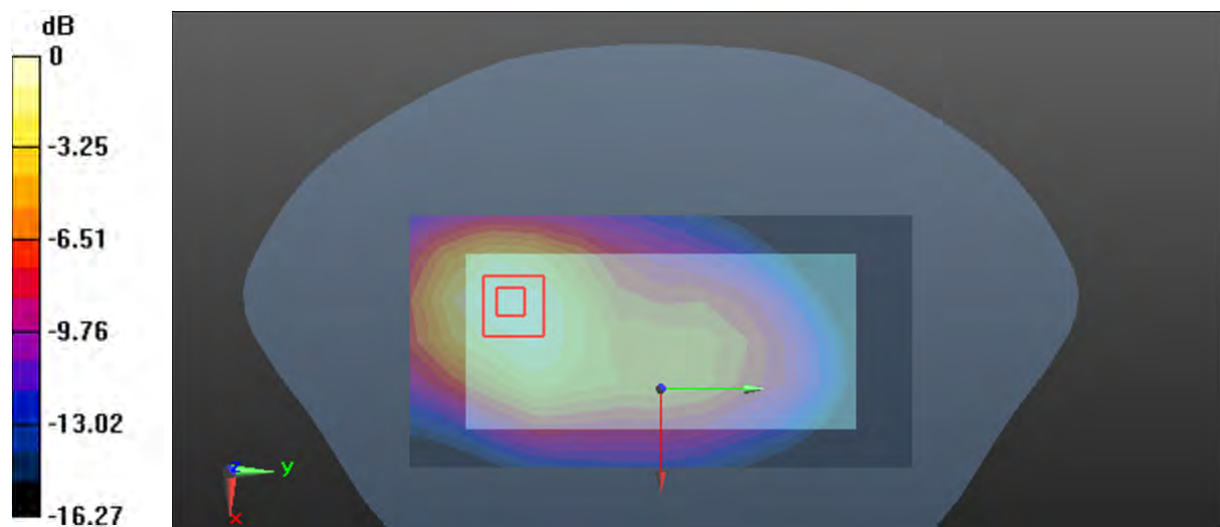
Zoom Scan (5x5x7)/Cube 0: Measurement grid: dx=8mm, dy=8mm, dz=5mm

Reference Value = 13.69 V/m; Power Drift = -0.18 dB

Peak SAR (extrapolated) = 1.14 W/kg

SAR(1 g) = 0.676 W/kg; SAR(10 g) = 0.404 W/kg

Maximum value of SAR (measured) = 0.969 W/kg



0 dB = 0.969 W/kg = -0.14 dBW/kg

Plot 57#: LTE Band 2 50%RB_Body Back_Mid**DUT: Mobile Phone; Type: TITAN; Serial: 22HY_1**

Communication System: Generic FDD-LTE; Frequency: 1880 MHz; Duty Cycle: 1:1

Medium parameters used: $f = 1880$ MHz; $\sigma = 1.424$ S/m; $\epsilon_r = 39.684$; $\rho = 1000$ kg/m³

Phantom section: Flat Section

DASY5 Configuration:

- Probe: EX3DV4 - SN7522; ConvF(7.79, 7.79, 7.79) @ 1880 MHz; Calibrated: 2022/5/6
- Sensor-Surface: 1.4mm (Mechanical Surface Detection)
- Electronics: DAE4 Sn1354; Calibrated: 2022/10/31
- Phantom: Twin SAM; Type: Twin SAM V5.0; Serial: TP:1412
- Measurement SW: DASY52, Version 52.10 (2); SEMCAD X Version 14.6.12 (7470)

Area Scan (7x13x1): Measurement grid: dx=15mm, dy=15mm

Maximum value of SAR (measured) = 0.738 W/kg

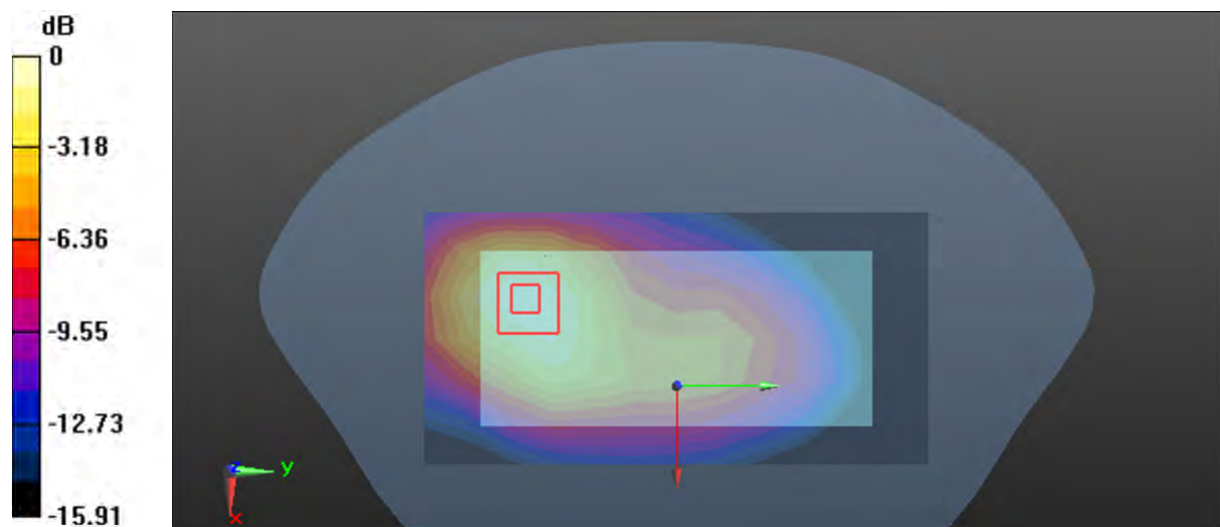
Zoom Scan (5x5x7)/Cube 0: Measurement grid: dx=8mm, dy=8mm, dz=5mm

Reference Value = 11.51 V/m; Power Drift = -0.18 dB

Peak SAR (extrapolated) = 0.901 W/kg

SAR(1 g) = 0.535 W/kg; SAR(10 g) = 0.319 W/kg

Maximum value of SAR (measured) = 0.764 W/kg



0 dB = 0.764 W/kg = -1.17 dBW/kg

Plot 58#: LTE Band 4 1RB_Head Left Cheek_Mid**DUT: Mobile Phone; Type: TITAN; Serial: 22HY_1**

Communication System: Generic FDD-LTE; Frequency: 1732.5 MHz; Duty Cycle: 1:1
 Medium parameters used: $f = 1732.5$ MHz; $\sigma = 1.306$ S/m; $\epsilon_r = 40.425$; $\rho = 1000$ kg/m³
 Phantom section: Left Section

DASY5 Configuration:

- Probe: EX3DV4 - SN7522; ConvF(8.1, 8.1, 8.1) @ 1732.5 MHz; Calibrated: 2022/5/6
- Sensor-Surface: 1.4mm (Mechanical Surface Detection)
- Electronics: DAE4 Sn1354; Calibrated: 2022/10/31
- Phantom: Twin SAM; Type: Twin SAM V5.0; Serial: TP:1412
- Measurement SW: DASY52, Version 52.10 (2); SEMCAD X Version 14.6.12 (7470)

Area Scan (7x11x1): Measurement grid: dx=15mm, dy=15mm

Maximum value of SAR (measured) = 0.582 W/kg


Zoom Scan (5x5x7)/Cube 0: Measurement grid: dx=8mm, dy=8mm, dz=5mm

Reference Value = 10.04 V/m; Power Drift = -0.05 dB

Peak SAR (extrapolated) = 0.742 W/kg

SAR(1 g) = 0.504 W/kg; SAR(10 g) = 0.329 W/kg

Maximum value of SAR (measured) = 0.653 W/kg



0 dB = 0.653 W/kg = -1.85 dBW/kg

Plot 59#: LTE Band 4 50%RB_Head Left Cheek_Mid**DUT: Mobile Phone; Type: TITAN; Serial: 22HY_1**

Communication System: Generic FDD-LTE; Frequency: 1732.5 MHz; Duty Cycle: 1:1
 Medium parameters used: $f = 1732.5$ MHz; $\sigma = 1.306$ S/m; $\epsilon_r = 40.425$; $\rho = 1000$ kg/m³
 Phantom section: Left Section

DASY5 Configuration:

- Probe: EX3DV4 - SN7522; ConvF(8.1, 8.1, 8.1) @ 1732.5 MHz; Calibrated: 2022/5/6
- Sensor-Surface: 1.4mm (Mechanical Surface Detection)
- Electronics: DAE4 Sn1354; Calibrated: 2022/10/31
- Phantom: Twin SAM; Type: Twin SAM V5.0; Serial: TP:1412
- Measurement SW: DASY52, Version 52.10 (2); SEMCAD X Version 14.6.12 (7470)

Area Scan (7x11x1): Measurement grid: dx=15mm, dy=15mm

Maximum value of SAR (measured) = 0.460 W/kg


Zoom Scan (5x5x7)/Cube 0: Measurement grid: dx=8mm, dy=8mm, dz=5mm

Reference Value = 8.716 V/m; Power Drift = 0.07 dB

Peak SAR (extrapolated) = 0.581 W/kg

SAR(1 g) = 0.392 W/kg; SAR(10 g) = 0.257 W/kg

Maximum value of SAR (measured) = 0.510 W/kg



0 dB = 0.510 W/kg = -2.92 dBW/kg

Plot 60#: LTE Band 4 1RB_Head Left Tilt_Mid**DUT: Mobile Phone; Type: TITAN; Serial: 22HY_1**

Communication System: Generic FDD-LTE; Frequency: 1732.5 MHz; Duty Cycle: 1:1
 Medium parameters used: $f = 1732.5$ MHz; $\sigma = 1.306$ S/m; $\epsilon_r = 40.425$; $\rho = 1000$ kg/m³
 Phantom section: Left Section

DASY5 Configuration:

- Probe: EX3DV4 - SN7522; ConvF(8.1, 8.1, 8.1) @ 1732.5 MHz; Calibrated: 2022/5/6
- Sensor-Surface: 1.4mm (Mechanical Surface Detection)
- Electronics: DAE4 Sn1354; Calibrated: 2022/10/31
- Phantom: Twin SAM; Type: Twin SAM V5.0; Serial: TP:1412
- Measurement SW: DASY52, Version 52.10 (2); SEMCAD X Version 14.6.12 (7470)

Area Scan (7x11x1): Measurement grid: dx=15mm, dy=15mm

Maximum value of SAR (measured) = 0.252 W/kg


Zoom Scan (5x5x7)/Cube 0: Measurement grid: dx=8mm, dy=8mm, dz=5mm

Reference Value = 11.74 V/m; Power Drift = -0.06 dB

Peak SAR (extrapolated) = 0.345 W/kg

SAR(1 g) = 0.214 W/kg; SAR(10 g) = 0.140 W/kg

Maximum value of SAR (measured) = 0.298 W/kg



0 dB = 0.298 W/kg = -5.26 dBW/kg

Plot 61#: LTE Band 4 50%RB_Head Left Tilt_Mid**DUT: Mobile Phone; Type: TITAN; Serial: 22HY_1**

Communication System: Generic FDD-LTE; Frequency: 1732.5 MHz; Duty Cycle: 1:1
 Medium parameters used: $f = 1732.5$ MHz; $\sigma = 1.306$ S/m; $\epsilon_r = 40.425$; $\rho = 1000$ kg/m³
 Phantom section: Left Section

DASY5 Configuration:

- Probe: EX3DV4 - SN7522; ConvF(8.1, 8.1, 8.1) @ 1732.5 MHz; Calibrated: 2022/5/6
- Sensor-Surface: 1.4mm (Mechanical Surface Detection)
- Electronics: DAE4 Sn1354; Calibrated: 2022/10/31
- Phantom: Twin SAM; Type: Twin SAM V5.0; Serial: TP:1412
- Measurement SW: DASY52, Version 52.10 (2); SEMCAD X Version 14.6.12 (7470)

Area Scan (7x11x1): Measurement grid: dx=15mm, dy=15mm

Maximum value of SAR (measured) = 0.199 W/kg


Zoom Scan (5x5x7)/Cube 0: Measurement grid: dx=8mm, dy=8mm, dz=5mm

Reference Value = 10.11 V/m; Power Drift = 0.12 dB

Peak SAR (extrapolated) = 0.260 W/kg

SAR(1 g) = 0.167 W/kg; SAR(10 g) = 0.111 W/kg

Maximum value of SAR (measured) = 0.225 W/kg



0 dB = 0.225 W/kg = -6.48 dBW/kg

Plot 62#: LTE Band 4 1RB_Head Right Cheek_Mid**DUT: Mobile Phone; Type: TITAN; Serial: 22HY_1**

Communication System: Generic FDD-LTE; Frequency: 1732.5 MHz; Duty Cycle: 1:1
 Medium parameters used: $f = 1732.5$ MHz; $\sigma = 1.306$ S/m; $\epsilon_r = 40.425$; $\rho = 1000$ kg/m³
 Phantom section: Right Section

DASY5 Configuration:

- Probe: EX3DV4 - SN7522; ConvF(8.1, 8.1, 8.1) @ 1732.5 MHz; Calibrated: 2022/5/6
- Sensor-Surface: 1.4mm (Mechanical Surface Detection)
- Electronics: DAE4 Sn1354; Calibrated: 2022/10/31
- Phantom: Twin SAM; Type: Twin SAM V5.0; Serial: TP:1412
- Measurement SW: DASY52, Version 52.10 (2); SEMCAD X Version 14.6.12 (7470)

Area Scan (7x11x1): Measurement grid: dx=15mm, dy=15mm

Maximum value of SAR (measured) = 0.872 W/kg


Zoom Scan (5x5x7)/Cube 0: Measurement grid: dx=8mm, dy=8mm, dz=5mm

Reference Value = 9.618 V/m; Power Drift = -0.01 dB

Peak SAR (extrapolated) = 1.03 W/kg

SAR(1 g) = 0.680 W/kg; SAR(10 g) = 0.433 W/kg

Maximum value of SAR (measured) = 0.901 W/kg



0 dB = 0.901 W/kg = -0.45 dBW/kg

Plot 63#: LTE Band 4 50%RB Mid_Head Right Cheek**DUT: Mobile Phone; Type: TITAN; Serial: 22HY_1**

Communication System: Generic FDD-LTE; Frequency: 1732.5 MHz; Duty Cycle: 1:1
 Medium parameters used: $f = 1732.5$ MHz; $\sigma = 1.306$ S/m; $\epsilon_r = 40.425$; $\rho = 1000$ kg/m³
 Phantom section: Right Section

DASY5 Configuration:

- Probe: EX3DV4 - SN7522; ConvF(8.1, 8.1, 8.1) @ 1732.5 MHz; Calibrated: 2022/5/6
- Sensor-Surface: 1.4mm (Mechanical Surface Detection)
- Electronics: DAE4 Sn1354; Calibrated: 2022/10/31
- Phantom: Twin SAM; Type: Twin SAM V5.0; Serial: TP:1412
- Measurement SW: DASY52, Version 52.10 (2); SEMCAD X Version 14.6.12 (7470)

Area Scan (7x11x1): Measurement grid: dx=15mm, dy=15mm

Maximum value of SAR (measured) = 0.702 W/kg


Zoom Scan (5x5x7)/Cube 0: Measurement grid: dx=8mm, dy=8mm, dz=5mm

Reference Value = 8.751 V/m; Power Drift = -0.03 dB

Peak SAR (extrapolated) = 0.825 W/kg

SAR(1 g) = 0.540 W/kg; SAR(10 g) = 0.342 W/kg

Maximum value of SAR (measured) = 0.714 W/kg



0 dB = 0.714 W/kg = -1.46 dBW/kg

Plot 64#: LTE Band 4 1RB_Head Right Tilt_Mid**DUT: Mobile Phone; Type: TITAN; Serial: 22HY_1**

Communication System: Generic FDD-LTE; Frequency: 1732.5 MHz; Duty Cycle: 1:1
 Medium parameters used: $f = 1732.5$ MHz; $\sigma = 1.306$ S/m; $\epsilon_r = 40.425$; $\rho = 1000$ kg/m³
 Phantom section: Right Section

DASY5 Configuration:

- Probe: EX3DV4 - SN7522; ConvF(8.1, 8.1, 8.1) @ 1732.5 MHz; Calibrated: 2022/5/6
- Sensor-Surface: 1.4mm (Mechanical Surface Detection)
- Electronics: DAE4 Sn1354; Calibrated: 2022/10/31
- Phantom: Twin SAM; Type: Twin SAM V5.0; Serial: TP:1412
- Measurement SW: DASY52, Version 52.10 (2); SEMCAD X Version 14.6.12 (7470)

Area Scan (7x11x1): Measurement grid: dx=15mm, dy=15mm

Maximum value of SAR (measured) = 0.273 W/kg


Zoom Scan (5x5x7)/Cube 0: Measurement grid: dx=8mm, dy=8mm, dz=5mm

Reference Value = 12.26 V/m; Power Drift = 0.14 dB

Peak SAR (extrapolated) = 0.401 W/kg

SAR(1 g) = 0.221 W/kg; SAR(10 g) = 0.120 W/kg

Maximum value of SAR (measured) = 0.334 W/kg



0 dB = 0.334 W/kg = -4.76 dBW/kg

Plot 65#: LTE Band 4 50%RB_Head Right Tilt_Mid**DUT: Mobile Phone; Type: TITAN; Serial: 22HY_1**

Communication System: Generic FDD-LTE; Frequency: 1732.5 MHz; Duty Cycle: 1:1
 Medium parameters used: $f = 1732.5$ MHz; $\sigma = 1.306$ S/m; $\epsilon_r = 40.425$; $\rho = 1000$ kg/m³
 Phantom section: Right Section

DASY5 Configuration:

- Probe: EX3DV4 - SN7522; ConvF(8.1, 8.1, 8.1) @ 1732.5 MHz; Calibrated: 2022/5/6
- Sensor-Surface: 1.4mm (Mechanical Surface Detection)
- Electronics: DAE4 Sn1354; Calibrated: 2022/10/31
- Phantom: Twin SAM; Type: Twin SAM V5.0; Serial: TP:1412
- Measurement SW: DASY52, Version 52.10 (2); SEMCAD X Version 14.6.12 (7470)

Area Scan (7x11x1): Measurement grid: dx=15mm, dy=15mm

Maximum value of SAR (measured) = 0.211 W/kg


Zoom Scan (5x5x7)/Cube 0: Measurement grid: dx=8mm, dy=8mm, dz=5mm

Reference Value = 10.93 V/m; Power Drift = 0.05 dB

Peak SAR (extrapolated) = 0.311 W/kg

SAR(1 g) = 0.172 W/kg; SAR(10 g) = 0.093 W/kg

Maximum value of SAR (measured) = 0.257 W/kg



0 dB = 0.257 W/kg = -5.90 dBW/kg

Plot 66#: LTE Band 4 1RB_Body Front_Mid**DUT: Mobile Phone; Type: TITAN; Serial: 22HY_1**

Communication System: Generic FDD-LTE; Frequency: 1732.5 MHz; Duty Cycle: 1:1
 Medium parameters used: $f = 1732.5$ MHz; $\sigma = 1.306$ S/m; $\epsilon_r = 40.425$; $\rho = 1000$ kg/m³
 Phantom section: Flat Section

DASY5 Configuration:

- Probe: EX3DV4 - SN7522; ConvF(8.1, 8.1, 8.1) @ 1732.5 MHz; Calibrated: 2022/5/6
- Sensor-Surface: 1.4mm (Mechanical Surface Detection)
- Electronics: DAE4 Sn1354; Calibrated: 2022/10/31
- Phantom: Twin SAM; Type: Twin SAM V5.0; Serial: TP:1412
- Measurement SW: DASY52, Version 52.10 (2); SEMCAD X Version 14.6.12 (7470)

Area Scan (7x13x1): Measurement grid: dx=15mm, dy=15mm

Maximum value of SAR (measured) = 0.831 W/kg

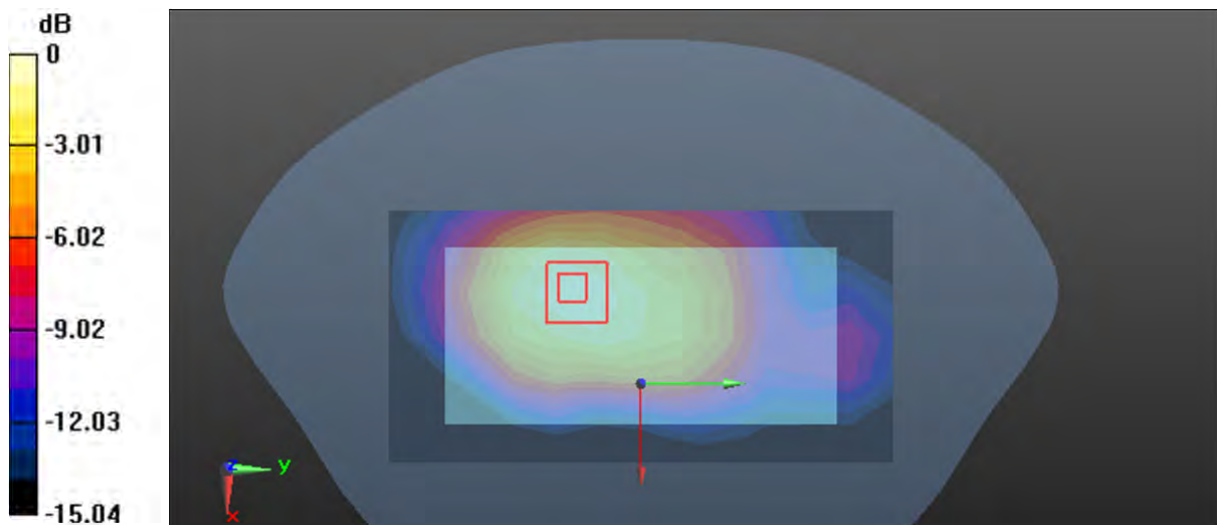
Zoom Scan (5x5x7)/Cube 0: Measurement grid: dx=8mm, dy=8mm, dz=5mm

Reference Value = 18.21 V/m; Power Drift = -0.01 dB

Peak SAR (extrapolated) = 1.01 W/kg

SAR(1 g) = 0.629 W/kg; SAR(10 g) = 0.392 W/kg

Maximum value of SAR (measured) = 0.863 W/kg



0 dB = 0.863 W/kg = -0.64 dBW/kg

Plot 67#: LTE Band 4 50%RB_Body Front_Low**DUT: Mobile Phone; Type: TITAN; Serial: 22HY_1**

Communication System: Generic FDD-LTE; Frequency: 1732.5MHz;Duty Cycle: 1:1
 Medium parameters used: $f = 1732.5$ MHz; $\sigma = 1.306$ S/m; $\epsilon_r = 40.425$; $\rho = 1000$ kg/m³
 Phantom section: Flat Section

DASY5 Configuration:

- Probe: EX3DV4 - SN7522; ConvF(8.1, 8.1, 8.1) @ 1732.5 MHz; Calibrated: 2022/5/6
- Sensor-Surface: 1.4mm (Mechanical Surface Detection)
- Electronics: DAE4 Sn1354; Calibrated: 2022/10/31
- Phantom: Twin SAM; Type: Twin SAM V5.0; Serial: TP:1412
- Measurement SW: DASY52, Version 52.10 (2); SEMCAD X Version 14.6.12 (7470)

Area Scan (7x13x1): Measurement grid: dx=15mm, dy=15mm

Maximum value of SAR (measured) = 0.890 W/kg

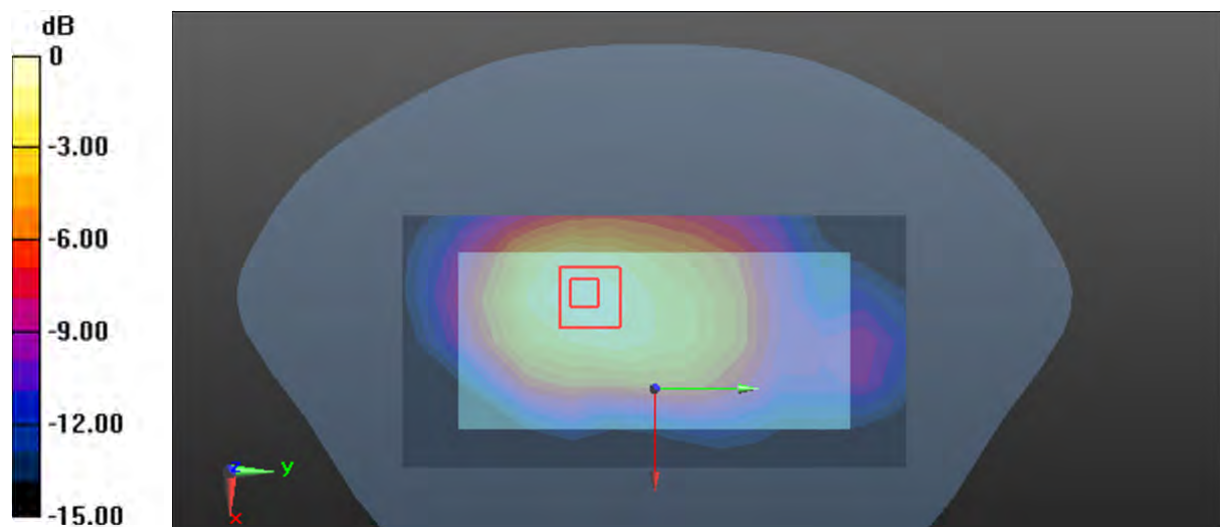
Zoom Scan (5x5x7)/Cube 0: Measurement grid: dx=8mm, dy=8mm, dz=5mm

Reference Value = 18.47 V/m; Power Drift = 0.06 dB

Peak SAR (extrapolated) = 1.06 W/kg

SAR(1 g) = 0.654 W/kg; SAR(10 g) = 0.407 W/kg

Maximum value of SAR (measured) = 0.894 W/kg



0 dB = 0.894 W/kg = -0.49 dBW/kg

Plot 68#: LTE Band 4 1RB_ Body Back _Low**DUT: Mobile Phone; Type: TITAN; Serial: 22HY_1**

Communication System: Generic FDD-LTE; Frequency: 1720 MHz; Duty Cycle: 1:1
 Medium parameters used: $f = 1720$ MHz; $\sigma = 1.296$ S/m; $\epsilon_r = 40.653$; $\rho = 1000$ kg/m³
 Phantom section: Flat Section

DASY5 Configuration:

- Probe: EX3DV4 - SN7522; ConvF(8.1, 8.1, 8.1) @ 1720 MHz; Calibrated: 2022/5/6
- Sensor-Surface: 1.4mm (Mechanical Surface Detection)
- Electronics: DAE4 Sn1354; Calibrated: 2022/10/31
- Phantom: Twin SAM; Type: Twin SAM V5.0; Serial: TP:1412
- Measurement SW: DASY52, Version 52.10 (2); SEMCAD X Version 14.6.12 (7470)

Area Scan (7x13x1): Measurement grid: dx=15mm, dy=15mm

Maximum value of SAR (measured) = 1.21 W/kg

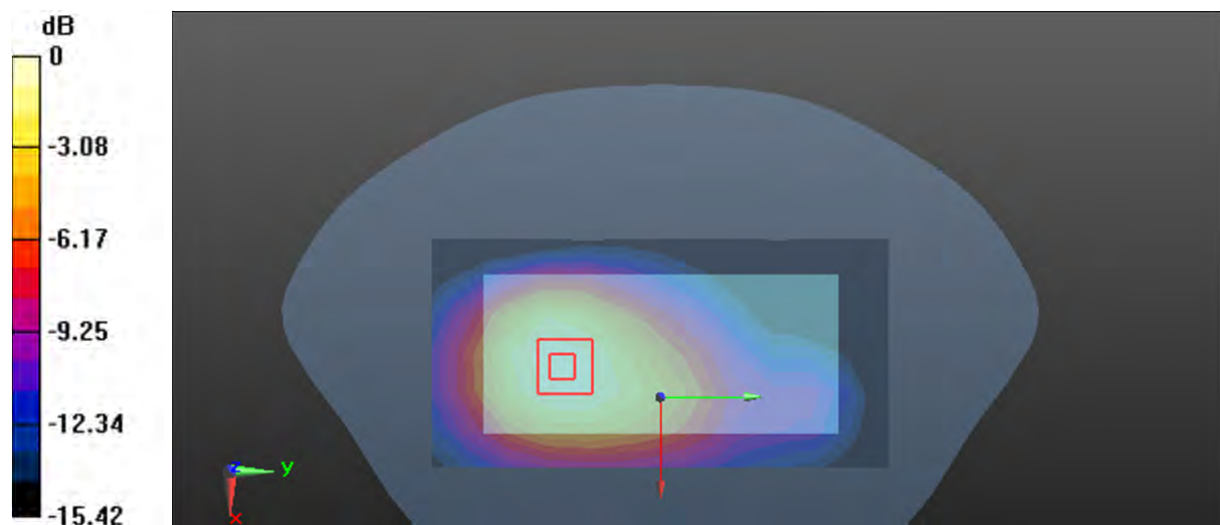
Zoom Scan (5x5x7)/Cube 0: Measurement grid: dx=8mm, dy=8mm, dz=5mm

Reference Value = 15.47 V/m; Power Drift = 0.00 dB

Peak SAR (extrapolated) = 1.50 W/kg

SAR(1 g) = 0.917 W/kg; SAR(10 g) = 0.570 W/kg

Maximum value of SAR (measured) = 1.28 W/kg



0 dB = 1.28 W/kg = 1.07 dBW/kg

Plot 69#: LTE Band 4 1RB_Body Back_Mid**DUT: Mobile Phone; Type: TITAN; Serial: 22HY_1**

Communication System: Generic FDD-LTE; Frequency: 1732.5 MHz; Duty Cycle: 1:1
 Medium parameters used: $f = 1732.5$ MHz; $\sigma = 1.306$ S/m; $\epsilon_r = 40.425$; $\rho = 1000$ kg/m³
 Phantom section: Flat Section

DASY5 Configuration:

- Probe: EX3DV4 - SN7522; ConvF(8.1, 8.1, 8.1) @ 1732.5 MHz; Calibrated: 2022/5/6
- Sensor-Surface: 1.4mm (Mechanical Surface Detection)
- Electronics: DAE4 Sn1354; Calibrated: 2022/10/31
- Phantom: Twin SAM; Type: Twin SAM V5.0; Serial: TP:1412
- Measurement SW: DASY52, Version 52.10 (2); SEMCAD X Version 14.6.12 (7470)

Area Scan (7x13x1): Measurement grid: dx=15mm, dy=15mm

Maximum value of SAR (measured) = 1.24 W/kg

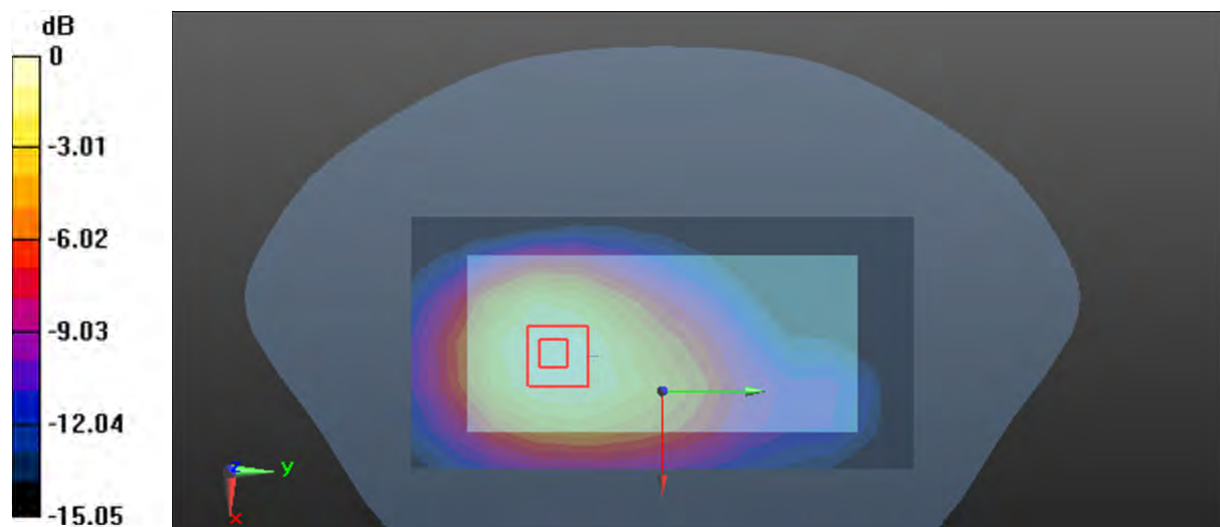
Zoom Scan (5x5x7)/Cube 0: Measurement grid: dx=8mm, dy=8mm, dz=5mm

Reference Value = 15.62 V/m; Power Drift = -0.04 dB

Peak SAR (extrapolated) = 1.51 W/kg

SAR(1 g) = 0.925 W/kg; SAR(10 g) = 0.575 W/kg

Maximum value of SAR (measured) = 1.29 W/kg



0 dB = 1.29 W/kg = 1.11 dBW/kg

Plot 70#: LTE Band 4 1RB_Body Back_High**DUT: Mobile Phone; Type: TITAN; Serial: 22HY_1**

Communication System: Generic FDD-LTE; Frequency: 1745 MHz; Duty Cycle: 1:1
 Medium parameters used: $f = 1745$ MHz; $\sigma = 1.323$ S/m; $\epsilon_r = 40.254$; $\rho = 1000$ kg/m³
 Phantom section: Flat Section

DASY5 Configuration:

- Probe: EX3DV4 - SN7522; ConvF(8.1, 8.1, 8.1) @ 1745 MHz; Calibrated: 2022/5/6
- Sensor-Surface: 1.4mm (Mechanical Surface Detection)
- Electronics: DAE4 Sn1354; Calibrated: 2022/10/31
- Phantom: Twin SAM; Type: Twin SAM V5.0; Serial: TP:1412
- Measurement SW: DASY52, Version 52.10 (2); SEMCAD X Version 14.6.12 (7470)

Area Scan (7x13x1): Measurement grid: dx=15mm, dy=15mm

Maximum value of SAR (measured) = 1.33 W/kg

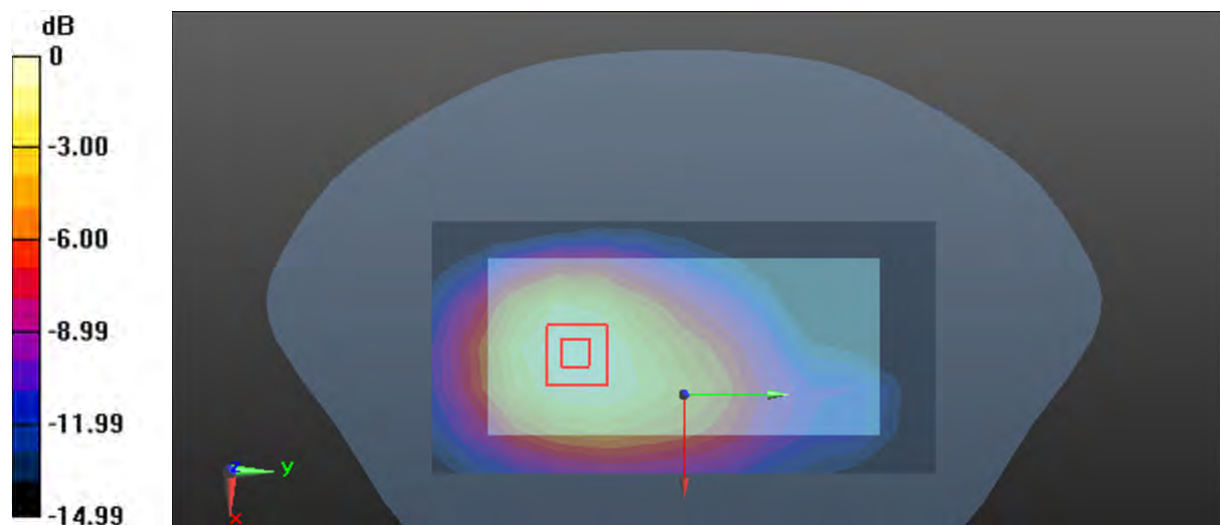
Zoom Scan (5x5x7)/Cube 0: Measurement grid: dx=8mm, dy=8mm, dz=5mm

Reference Value = 16.18 V/m; Power Drift = -0.03 dB

Peak SAR (extrapolated) = 1.60 W/kg

SAR(1 g) = 0.984 W/kg; SAR(10 g) = 0.611 W/kg

Maximum value of SAR (measured) = 1.37 W/kg



0 dB = 1.37 W/kg = 1.37 dBW/kg

Plot 71#: LTE Band 4 50%RB_Body Back_Mid**DUT: Mobile Phone; Type: TITAN; Serial: 22HY_1**

Communication System: Generic FDD-LTE; Frequency: 1732.5 MHz; Duty Cycle: 1:1
 Medium parameters used: $f = 1732.5$ MHz; $\sigma = 1.306$ S/m; $\epsilon_r = 40.425$; $\rho = 1000$ kg/m³
 Phantom section: Flat Section

DASY5 Configuration:

- Probe: EX3DV4 - SN7522; ConvF(8.1, 8.1, 8.1) @ 1732.5 MHz; Calibrated: 2022/5/6
- Sensor-Surface: 1.4mm (Mechanical Surface Detection)
- Electronics: DAE4 Sn1354; Calibrated: 2022/10/31
- Phantom: Twin SAM; Type: Twin SAM V5.0; Serial: TP:1412
- Measurement SW: DASY52, Version 52.10 (2); SEMCAD X Version 14.6.12 (7470)

Area Scan (7x13x1): Measurement grid: dx=15mm, dy=15mm

Maximum value of SAR (measured) = 1.06 W/kg

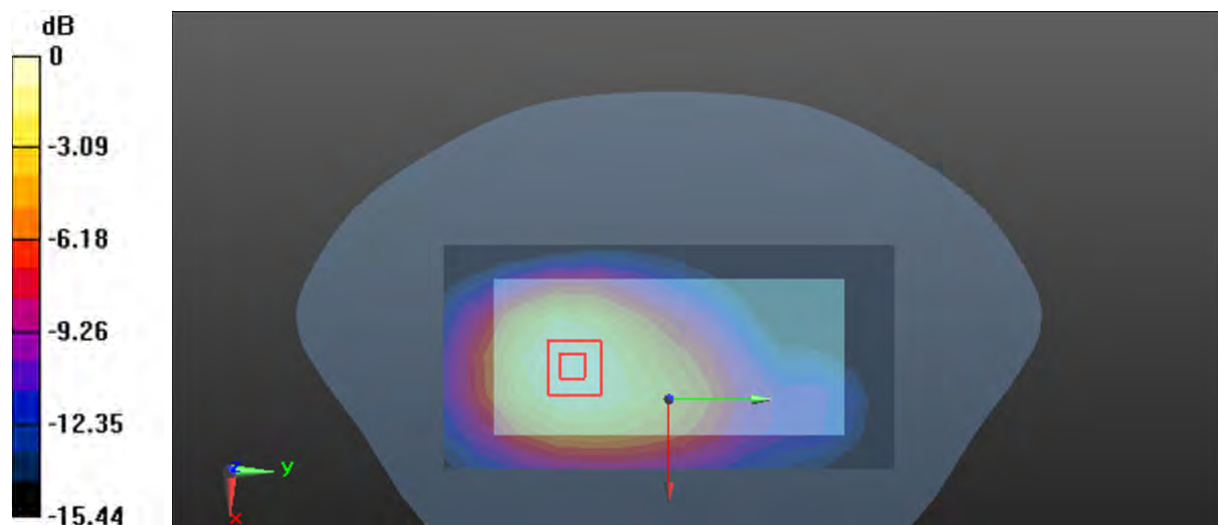
Zoom Scan (5x5x7)/Cube 0: Measurement grid: dx=8mm, dy=8mm, dz=5mm

Reference Value = 14.25 V/m; Power Drift = -0.00 dB

Peak SAR (extrapolated) = 1.27 W/kg

SAR(1 g) = 0.779 W/kg; SAR(10 g) = 0.482 W/kg

Maximum value of SAR (measured) = 1.09 W/kg



0 dB = 1.09 W/kg = 0.37 dBW/kg

Plot 72#: LTE Band 5 1RB_Head Left Cheek_Mid**DUT: Mobile Phone; Type: TITAN; Serial: 22HY_1**

Communication System: Generic FDD-LTE; Frequency: 836.5 MHz; Duty Cycle: 1:1

Medium parameters used: $f = 836.5$ MHz; $\sigma = 0.894$ S/m; $\epsilon_r = 43.224$; $\rho = 1000$ kg/m³

Phantom section: Left Section

DASY5 Configuration:

- Probe: EX3DV4 - SN7522; ConvF(9.7, 9.7, 9.7) @ 836.5 MHz; Calibrated: 2022/5/6
- Sensor-Surface: 1.4mm (Mechanical Surface Detection)
- Electronics: DAE4 Sn1354; Calibrated: 2022/10/31
- Phantom: Twin SAM; Type: Twin SAM V5.0; Serial: TP:1412
- Measurement SW: DASY52, Version 52.10 (2); SEMCAD X Version 14.6.12 (7470)

Area Scan (7x11x1): Measured grid: dx=15mm, dy=15mm

Maximum value of SAR (measured) = 0.349 W/kg


Zoom Scan (5x5x7)/Cube 0: Measurement grid: dx=8mm, dy=8mm, dz=5mm

Reference Value = 4.274 V/m; Power Drift = -0.16 dB

Peak SAR (extrapolated) = 0.376 W/kg

SAR(1 g) = 0.265 W/kg; SAR(10 g) = 0.190 W/kg

Maximum value of SAR (measured) = 0.337 W/kg



0 dB = 0.337 W/kg = -4.72 dBW/kg

Plot 73#: LTE Band 5 50%RB_Head Left Cheek_Mid**DUT: Mobile Phone; Type: TITAN; Serial: 22HY_1**

Communication System: Generic FDD-LTE; Frequency: 836.5 MHz; Duty Cycle: 1:1

Medium parameters used: $f = 836.5$ MHz; $\sigma = 0.894$ S/m; $\epsilon_r = 43.224$; $\rho = 1000$ kg/m³

Phantom section: Left Section

DASY5 Configuration:

- Probe: EX3DV4 - SN7522; ConvF(9.7, 9.7, 9.7) @ 836.5 MHz; Calibrated: 2022/5/6
- Sensor-Surface: 1.4mm (Mechanical Surface Detection)
- Electronics: DAE4 Sn1354; Calibrated: 2022/10/31
- Phantom: Twin SAM; Type: Twin SAM V5.0; Serial: TP:1412
- Measurement SW: DASY52, Version 52.10 (2); SEMCAD X Version 14.6.12 (7470)

Area Scan (7x11x1): Measurement grid: dx=15mm, dy=15mm

Maximum value of SAR (measured) = 0.270 W/kg


Zoom Scan (5x5x7)/Cube 0: Measurement grid: dx=8mm, dy=8mm, dz=5mm

Reference Value = 3.738 V/m; Power Drift = -0.19 dB

Peak SAR (extrapolated) = 0.304 W/kg

SAR(1 g) = 0.210 W/kg; SAR(10 g) = 0.150 W/kg

Maximum value of SAR (measured) = 0.265 W/kg



0 dB = 0.265 W/kg = -5.77 dBW/kg

Plot 74#: LTE Band 5 1RB_Head Left Tilt_Mid**DUT: Mobile Phone; Type: TITAN; Serial: 22HY_1**

Communication System: Generic FDD-LTE; Frequency: 836.5 MHz; Duty Cycle: 1:1
Medium parameters used: $f = 836.5$ MHz; $\sigma = 0.894$ S/m; $\epsilon_r = 43.224$; $\rho = 1000$ kg/m³
Phantom section: Left Section

DASY5 Configuration:

- Probe: EX3DV4 - SN7522; ConvF(9.7, 9.7, 9.7) @ 836.5 MHz; Calibrated: 2022/5/6
- Sensor-Surface: 1.4mm (Mechanical Surface Detection)
- Electronics: DAE4 Sn1354; Calibrated: 2022/10/31
- Phantom: Twin SAM; Type: Twin SAM V5.0; Serial: TP:1412
- Measurement SW: DASY52, Version 52.10 (2); SEMCAD X Version 14.6.12 (7470)

Area Scan (7x11x1): Measurement grid: dx=15mm, dy=15mm

Maximum value of SAR (measured) = 0.320 W/kg

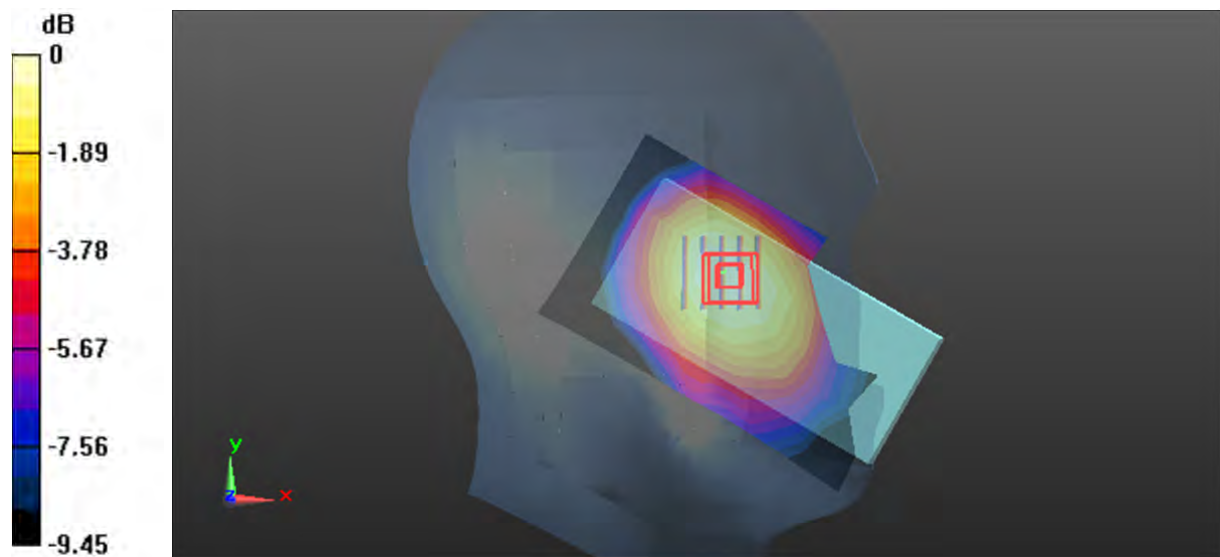
Zoom Scan (5x5x7)/Cube 0: Measurement grid: dx=8mm, dy=8mm, dz=5mm

Reference Value = 8.618 V/m; Power Drift = -0.03 dB

Peak SAR (extrapolated) = 0.355 W/kg

SAR(1 g) = 0.254 W/kg; SAR(10 g) = 0.184 W/kg

Maximum value of SAR (measured) = 0.319 W/kg



0 dB = 0.319 W/kg = -4.96 dBW/kg

Plot 75#: LTE Band 5 50%RB_Head Left Tilt_Mid**DUT: Mobile Phone; Type: TITAN; Serial: 22HY_1**

Communication System: Generic FDD-LTE; Frequency: 836.5 MHz; Duty Cycle: 1:1

Medium parameters used: $f = 836.5$ MHz; $\sigma = 0.894$ S/m; $\epsilon_r = 43.224$; $\rho = 1000$ kg/m³

Phantom section: Left Section

DASY5 Configuration:

- Probe: EX3DV4 - SN7522; ConvF(9.7, 9.7, 9.7) @ 836.5 MHz; Calibrated: 2022/5/6
- Sensor-Surface: 1.4mm (Mechanical Surface Detection)
- Electronics: DAE4 Sn1354; Calibrated: 2022/10/31
- Phantom: Twin SAM; Type: Twin SAM V5.0; Serial: TP:1412
- Measurement SW: DASY52, Version 52.10 (2); SEMCAD X Version 14.6.12 (7470)

Area Scan (61x101x1): Measured grid: dx=1.500 mm, dy=1.500 mm

Maximum value of SAR (measured) = 0.268 W/kg


Zoom Scan (5x5x7)/Cube 0: Measurement grid: dx=8mm, dy=8mm, dz=5mm

Reference Value = 7.583 V/m; Power Drift = -0.09 dB

Peak SAR (extrapolated) = 0.283 W/kg

SAR(1 g) = 0.206 W/kg; SAR(10 g) = 0.149 W/kg

Maximum value of SAR (measured) = 0.257 W/kg



0 dB = 0.257 W/kg = -5.90 dBW/kg

Plot 76#: LTE Band 5 1RB_Head Right Cheek_Mid**DUT: Mobile Phone; Type: TITAN; Serial: 22HY_1**

Communication System: Generic FDD-LTE; Frequency: 836.5 MHz; Duty Cycle: 1:1
 Medium parameters used: $f = 836.5$ MHz; $\sigma = 0.894$ S/m; $\epsilon_r = 43.224$; $\rho = 1000$ kg/m³
 Phantom section: Right Section

DASY5 Configuration:

- Probe: EX3DV4 - SN7522; ConvF(9.7, 9.7, 9.7) @ 836.5 MHz; Calibrated: 2022/5/6
- Sensor-Surface: 1.4mm (Mechanical Surface Detection)
- Electronics: DAE4 Sn1354; Calibrated: 2022/10/31
- Phantom: Twin SAM; Type: Twin SAM V5.0; Serial: TP:1412
- Measurement SW: DASY52, Version 52.10 (2); SEMCAD X Version 14.6.12 (7470)

Area Scan (7x11x1): Measurement grid: dx=15mm, dy=15mm

Maximum value of SAR (measured) = 0.386 W/kg


Zoom Scan (5x5x7)/Cube 0: Measurement grid: dx=8mm, dy=8mm, dz=5mm

Reference Value = 4.225 V/m; Power Drift = -0.13 dB

Peak SAR (extrapolated) = 0.443 W/kg

SAR(1 g) = 0.318 W/kg; SAR(10 g) = 0.225 W/kg

Maximum value of SAR (measured) = 0.394 W/kg



0 dB = 0.394 W/kg = -4.05 dBW/kg

Plot 77#: LTE Band 5 50%RB_Head Right Cheek_Mid**DUT: Mobile Phone; Type: TITAN; Serial: 22HY_1**

Communication System: Generic FDD-LTE; Frequency: 836.5 MHz; Duty Cycle: 1:1

Medium parameters used: $f = 836.5$ MHz; $\sigma = 0.894$ S/m; $\epsilon_r = 43.224$; $\rho = 1000$ kg/m³

Phantom section: Right Section

DASY5 Configuration:

- Probe: EX3DV4 - SN7522; ConvF(9.7, 9.7, 9.7) @ 836.5 MHz; Calibrated: 2022/5/6
- Sensor-Surface: 1.4mm (Mechanical Surface Detection)
- Electronics: DAE4 Sn1354; Calibrated: 2022/10/31
- Phantom: Twin SAM; Type: Twin SAM V5.0; Serial: TP:1412
- Measurement SW: DASY52, Version 52.10 (2); SEMCAD X Version 14.6.12 (7470)

Area Scan (7x11x1): Measurement grid: dx=15mm, dy=15mm

Maximum value of SAR (measured) = 0.303 W/kg


Zoom Scan (5x5x7)/Cube 0: Measurement grid: dx=8mm, dy=8mm, dz=5mm

Reference Value = 3.794 V/m; Power Drift = -0.11 dB

Peak SAR (extrapolated) = 0.350 W/kg

SAR(1 g) = 0.250 W/kg; SAR(10 g) = 0.178 W/kg

Maximum value of SAR (measured) = 0.314 W/kg



0 dB = 0.314 W/kg = -5.03 dBW/kg

Plot 78#: LTE Band 5 1RB_Head Right Tilt_Mid**DUT: Mobile Phone; Type: TITAN; Serial: 22HY_1**

Communication System: Generic FDD-LTE; Frequency: 836.5 MHz; Duty Cycle: 1:1

Medium parameters used: $f = 836.5$ MHz; $\sigma = 0.894$ S/m; $\epsilon_r = 43.224$; $\rho = 1000$ kg/m³

Phantom section: Right Section

DASY5 Configuration:

- Probe: EX3DV4 - SN7522; ConvF(9.7, 9.7, 9.7) @ 836.5 MHz; Calibrated: 2022/5/6
- Sensor-Surface: 1.4mm (Mechanical Surface Detection)
- Electronics: DAE4 Sn1354; Calibrated: 2022/10/31
- Phantom: Twin SAM; Type: Twin SAM V5.0; Serial: TP:1412
- Measurement SW: DASY52, Version 52.10 (2); SEMCAD X Version 14.6.12 (7470)

Area Scan (7x11x1): Measurement grid: dx=15mm, dy=15mm

Maximum value of SAR (measured) = 0.258 W/kg


Zoom Scan (5x5x7)/Cube 0: Measurement grid: dx=8mm, dy=8mm, dz=5mm

Reference Value = 7.467 V/m; Power Drift = 0.03 dB

Peak SAR (extrapolated) = 0.278 W/kg

SAR(1 g) = 0.207 W/kg; SAR(10 g) = 0.153 W/kg

Maximum value of SAR (measured) = 0.253 W/kg



0 dB = 0.253 W/kg = -5.97 dBW/kg

Plot 79#: LTE Band 5 50%RB_Head Right Tilt_Mid**DUT: Mobile Phone; Type: TITAN; Serial: 22HY_1**

Communication System: Generic FDD-LTE; Frequency: 836.5 MHz; Duty Cycle: 1:1

Medium parameters used: $f = 836.5$ MHz; $\sigma = 0.894$ S/m; $\epsilon_r = 43.224$; $\rho = 1000$ kg/m³

Phantom section: Right Section

DASY5 Configuration:

- Probe: EX3DV4 - SN7522; ConvF(9.7, 9.7, 9.7) @ 836.5 MHz; Calibrated: 2022/5/6
- Sensor-Surface: 1.4mm (Mechanical Surface Detection)
- Electronics: DAE4 Sn1354; Calibrated: 2022/10/31
- Phantom: Twin SAM; Type: Twin SAM V5.0; Serial: TP:1412
- Measurement SW: DASY52, Version 52.10 (2); SEMCAD X Version 14.6.12 (7470)

Area Scan (7x11x1): Measurement grid: dx=15mm, dy=15mm

Maximum value of SAR (measured) = 0.211 W/kg


Zoom Scan (5x5x7)/Cube 0: Measurement grid: dx=8mm, dy=8mm, dz=5mm

Reference Value = 6.789 V/m; Power Drift = -0.01 dB

Peak SAR (extrapolated) = 0.229 W/kg

SAR(1 g) = 0.168 W/kg; SAR(10 g) = 0.123 W/kg

Maximum value of SAR (measured) = 0.207 W/kg



0 dB = 0.207 W/kg = -6.84 dBW/kg

Plot 80#: LTE Band 5 1RB_Body Front_Mid**DUT: Mobile Phone; Type: TITAN; Serial: 22HY_1**

Communication System: Generic FDD-LTE; Frequency: 836.5 MHz; Duty Cycle: 1:1

Medium parameters used: $f = 836.5$ MHz; $\sigma = 0.894$ S/m; $\epsilon_r = 43.224$; $\rho = 1000$ kg/m³

Phantom section: Flat Section

DASY5 Configuration:

- Probe: EX3DV4 - SN7522; ConvF(9.7, 9.7, 9.7) @ 836.5 MHz; Calibrated: 2022/5/6
- Sensor-Surface: 1.4mm (Mechanical Surface Detection)
- Electronics: DAE4 Sn1354; Calibrated: 2022/10/31
- Phantom: Twin SAM; Type: Twin SAM V5.0; Serial: TP:1412
- Measurement SW: DASY52, Version 52.10 (2); SEMCAD X Version 14.6.12 (7470)

Area Scan (7x14x1): Measurement grid: dx=15mm, dy=15mm

Maximum value of SAR (measured) = 0.494 W/kg

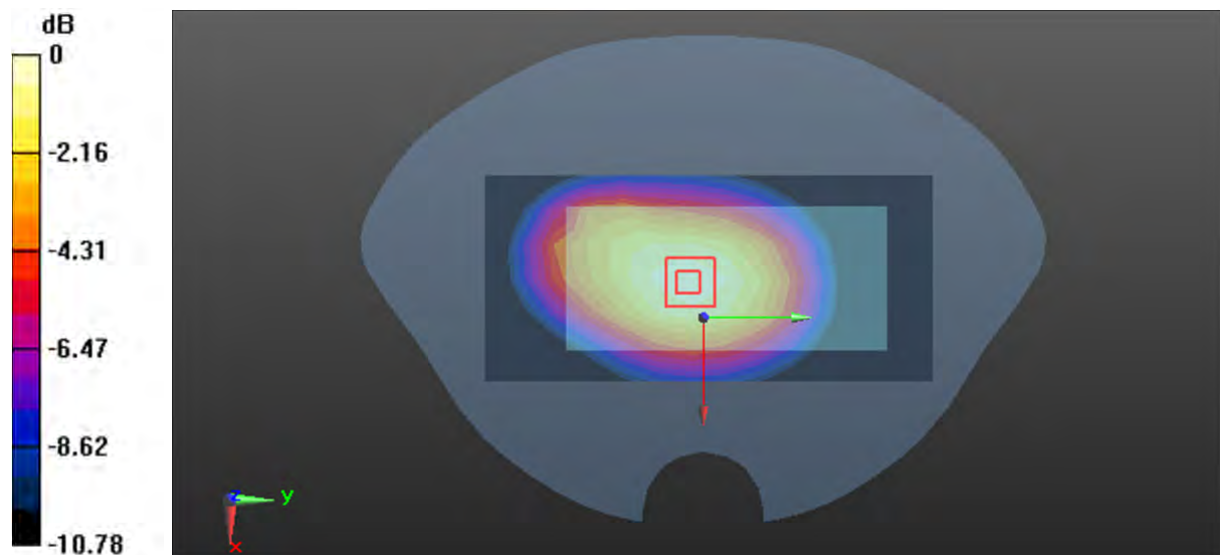
Zoom Scan (5x5x7)/Cube 0: Measurement grid: dx=8mm, dy=8mm, dz=5mm

Reference Value = 20.47 V/m; Power Drift = -0.05 dB

Peak SAR (extrapolated) = 0.564 W/kg

SAR(1 g) = 0.370 W/kg; SAR(10 g) = 0.255 W/kg

Maximum value of SAR (measured) = 0.490 W/kg



0 dB = 0.490 W/kg = -3.10 dBW/kg

Plot 81#: LTE Band 5 50%RB_Body Front_Mid**DUT: Mobile Phone; Type: TITAN; Serial: 22HY_1**

Communication System: Generic FDD-LTE; Frequency: 836.5 MHz; Duty Cycle: 1:1
 Medium parameters used: $f = 836.5$ MHz; $\sigma = 0.894$ S/m; $\epsilon_r = 43.224$; $\rho = 1000$ kg/m³
 Phantom section: Flat Section

DASY5 Configuration:

- Probe: EX3DV4 - SN7522; ConvF(9.7, 9.7, 9.7) @ 836.5 MHz; Calibrated: 2022/5/6
- Sensor-Surface: 1.4mm (Mechanical Surface Detection)
- Electronics: DAE4 Sn1354; Calibrated: 2022/10/31
- Phantom: Twin SAM; Type: Twin SAM V5.0; Serial: TP:1412
- Measurement SW: DASY52, Version 52.10 (2); SEMCAD X Version 14.6.12 (7470)

Area Scan (7x14x1): Measurement grid: dx=15mm, dy=15mm

Maximum value of SAR (measured) = 0.354 W/kg

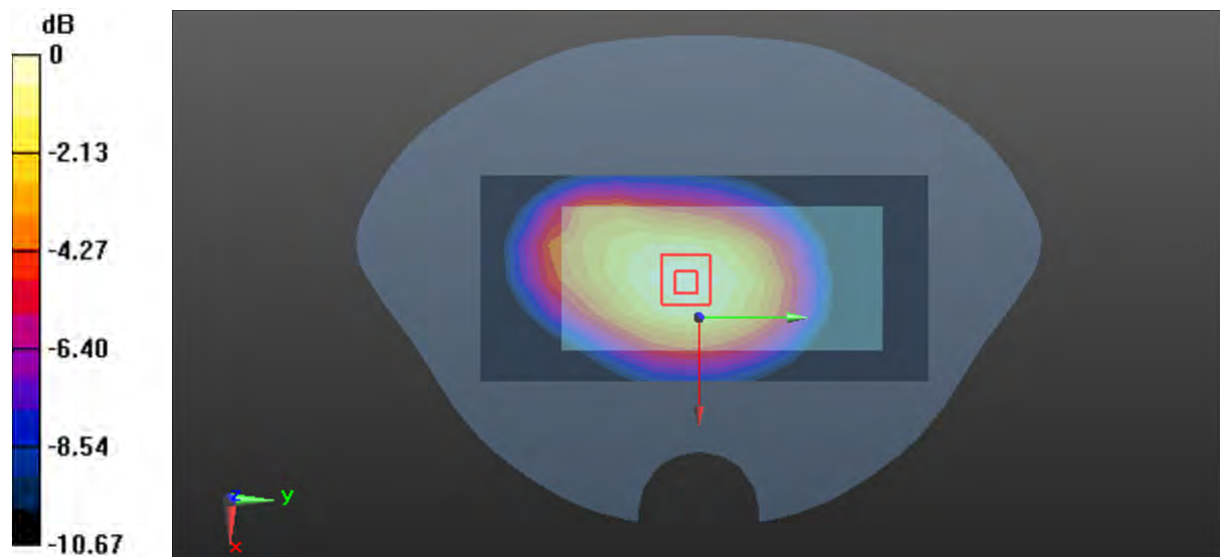
Zoom Scan (5x5x7)/Cube 0: Measurement grid: dx=8mm, dy=8mm, dz=5mm

Reference Value = 17.26 V/m; Power Drift = 0.08 dB

Peak SAR (extrapolated) = 0.410 W/kg

SAR(1 g) = 0.269 W/kg; SAR(10 g) = 0.186 W/kg

Maximum value of SAR (measured) = 0.357 W/kg



0 dB = 0.357 W/kg = -4.47 dBW/kg

Plot 82#: LTE Band 5 1RB_Body Back_Mid**DUT: Mobile Phone; Type: TITAN; Serial: 22HY_1**

Communication System: Generic FDD-LTE; Frequency: 836.5 MHz; Duty Cycle: 1:1
 Medium parameters used: $f = 836.5$ MHz; $\sigma = 0.894$ S/m; $\epsilon_r = 43.224$; $\rho = 1000$ kg/m³
 Phantom section: Flat Section

DASY5 Configuration:

- Probe: EX3DV4 - SN7522; ConvF(9.7, 9.7, 9.7) @ 836.5 MHz; Calibrated: 2022/5/6
- Sensor-Surface: 1.4mm (Mechanical Surface Detection)
- Electronics: DAE4 Sn1354; Calibrated: 2022/10/31
- Phantom: Twin SAM; Type: Twin SAM V5.0; Serial: TP:1412
- Measurement SW: DASY52, Version 52.10 (2); SEMCAD X Version 14.6.12 (7470)

Area Scan (7x13x1): Measurement grid: dx=15mm, dy=15mm

Maximum value of SAR (measured) = 0.572 W/kg

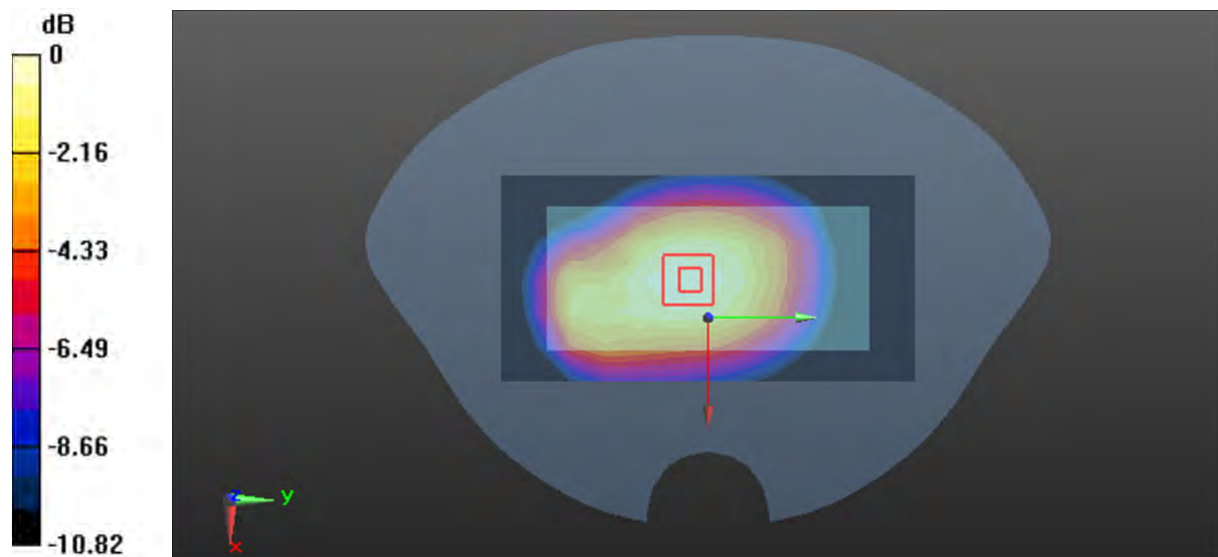
Zoom Scan (5x5x7)/Cube 0: Measurement grid: dx=8mm, dy=8mm, dz=5mm

Reference Value = 22.05 V/m; Power Drift = -0.03 dB

Peak SAR (extrapolated) = 0.654 W/kg

SAR(1 g) = 0.442 W/kg; SAR(10 g) = 0.308 W/kg

Maximum value of SAR (measured) = 0.572 W/kg



0 dB = 0.572 W/kg = -2.43 dBW/kg

Plot 83#: LTE Band 5 50%RB_ Body Back_Mid**DUT: Mobile Phone; Type: TITAN; Serial: 22HY_1**

Communication System: Generic FDD-LTE; Frequency: 836.5 MHz; Duty Cycle: 1:1

Medium parameters used: $f = 836.5$ MHz; $\sigma = 0.894$ S/m; $\epsilon_r = 43.224$; $\rho = 1000$ kg/m³

Phantom section: Flat Section

DASY5 Configuration:

- Probe: EX3DV4 - SN7522; ConvF(9.7, 9.7, 9.7) @ 836.5 MHz; Calibrated: 2022/5/6
- Sensor-Surface: 1.4mm (Mechanical Surface Detection)
- Electronics: DAE4 Sn1354; Calibrated: 2022/10/31
- Phantom: Twin SAM; Type: Twin SAM V5.0; Serial: TP:1412
- Measurement SW: DASY52, Version 52.10 (2); SEMCAD X Version 14.6.12 (7470)

Area Scan (9x16x1): Measurement grid: dx=12mm, dy=12mm

Maximum value of SAR (measured) = 0.420 W/kg

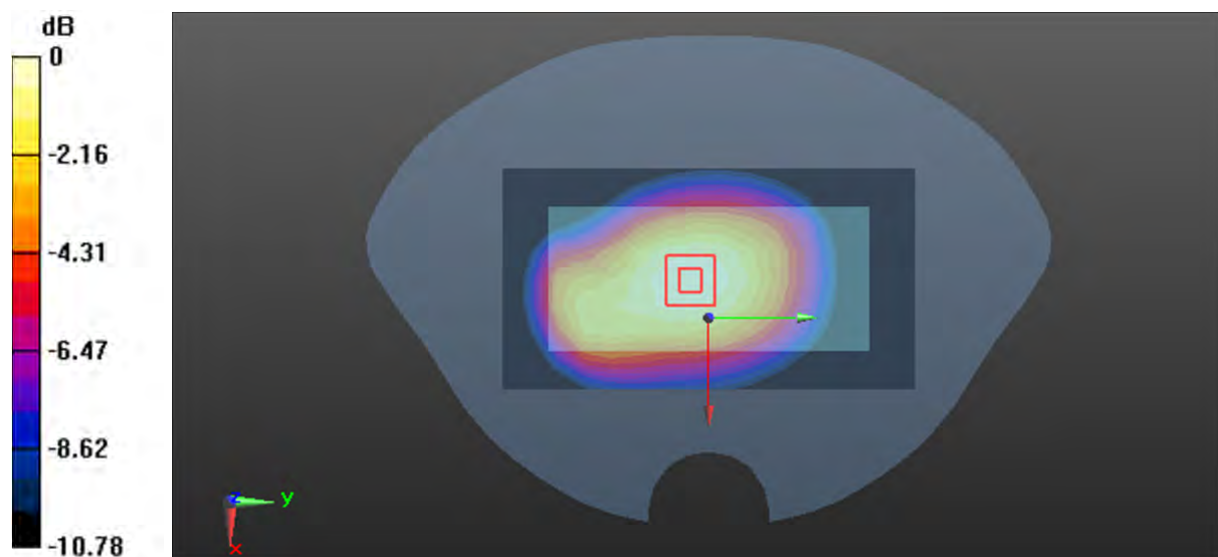
Zoom Scan (5x5x7)/Cube 0: Measurement grid: dx=8mm, dy=8mm, dz=5mm

Reference Value = 19.20 V/m; Power Drift = -0.02 dB

Peak SAR (extrapolated) = 0.485 W/kg

SAR(1 g) = 0.331 W/kg; SAR(10 g) = 0.231 W/kg

Maximum value of SAR (measured) = 0.426 W/kg



0 dB = 0.426 W/kg = -3.71 dBW/kg

Plot 84#: LTE Band 7 1RB_Head Left Cheek_Mid**DUT: Mobile Phone; Type: TITAN; Serial: 22HY_1**

Communication System: Generic FDD-LTE; Frequency: 2535 MHz; Duty Cycle: 1:1
 Medium parameters used: $f = 2535$ MHz; $\sigma = 1.845$ S/m; $\epsilon_r = 37.615$; $\rho = 1000$ kg/m³
 Phantom section: Left Section

DASY5 Configuration:

- Probe: EX3DV4 - SN7522; ConvF(7.22, 7.22, 7.22) @ 2535 MHz; Calibrated: 2022/5/6
- Sensor-Surface: 1.4mm (Mechanical Surface Detection)
- Electronics: DAE4 Sn1354; Calibrated: 2022/10/31
- Phantom: Twin SAM; Type: Twin SAM V5.0; Serial: TP:1412
- Measurement SW: DASY52, Version 52.10 (2); SEMCAD X Version 14.6.12 (7470)

Area Scan (7x11x1): Measurement grid: dx=15mm, dy=15mm

Maximum value of SAR (measured) = 0.399 W/kg


Zoom Scan (5x5x7)/Cube 0: Measurement grid: dx=8mm, dy=8mm, dz=5mm

Reference Value = 4.092 V/m; Power Drift = -0.01 dB

Peak SAR (extrapolated) = 0.514 W/kg

SAR(1 g) = 0.285 W/kg; SAR(10 g) = 0.165 W/kg

Maximum value of SAR (measured) = 0.424 W/kg



0 dB = 0.424 W/kg = -3.73 dBW/kg

Plot 85#: LTE Band 7 50%RB_Head Left Cheek_Mid**DUT: Mobile Phone; Type: TITAN; Serial: 22HY_1**

Communication System: Generic FDD-LTE; Frequency: 2535 MHz; Duty Cycle: 1:1

Medium parameters used: $f = 2535$ MHz; $\sigma = 1.845$ S/m; $\epsilon_r = 37.615$; $\rho = 1000$ kg/m³

Phantom section: Left Section

DASY5 Configuration:

- Probe: EX3DV4 - SN7522; ConvF(7.22, 7.22, 7.22) @ 2535 MHz; Calibrated: 2022/5/6
- Sensor-Surface: 1.4mm (Mechanical Surface Detection)
- Electronics: DAE4 Sn1354; Calibrated: 2022/10/31
- Phantom: Twin SAM; Type: Twin SAM V5.0; Serial: TP:1412
- Measurement SW: DASY52, Version 52.10 (2); SEMCAD X Version 14.6.12 (7470)

Area Scan (7x10x1): Measurement grid: dx=12mm, dy=12mm

Maximum value of SAR (measured) = 0.285 W/kg

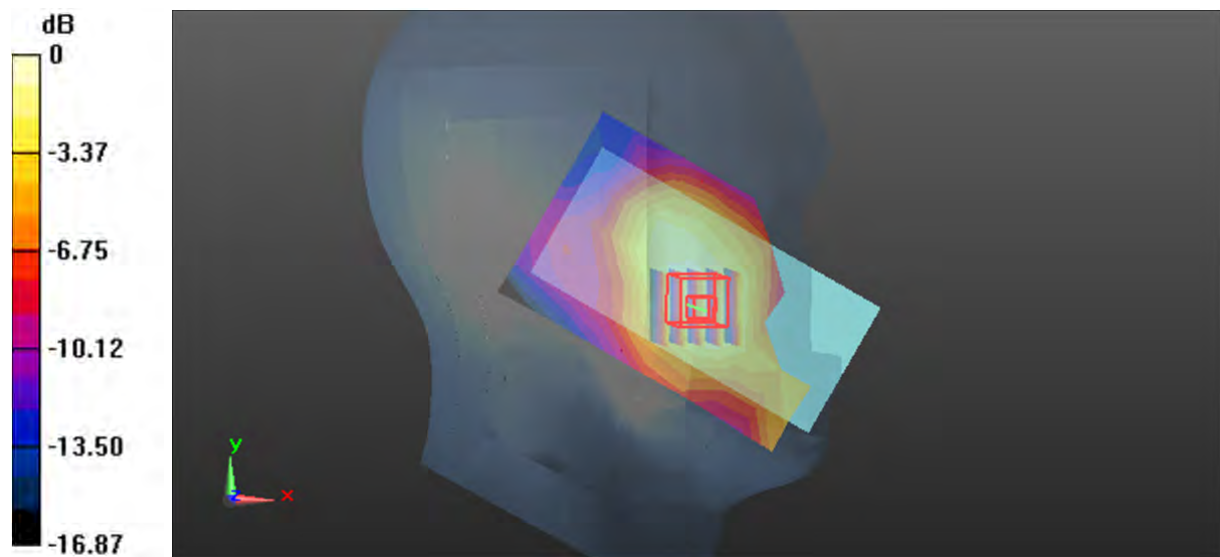
Zoom Scan (5x5x7)/Cube 0: Measurement grid: dx=8mm, dy=8mm, dz=5mm

Reference Value = 3.538 V/m; Power Drift = -0.09 dB

Peak SAR (extrapolated) = 0.382 W/kg

SAR(1 g) = 0.216 W/kg; SAR(10 g) = 0.129 W/kg

Maximum value of SAR (measured) = 0.312 W/kg



0 dB = 0.312 W/kg = -5.06 dBW/kg

Plot 86#: LTE Band 7 1RB_Head Left Tilt_Mid**DUT: Mobile Phone; Type: TITAN; Serial: 22HY_1**

Communication System: Generic FDD-LTE; Frequency: 2535 MHz; Duty Cycle: 1:1

Medium parameters used: $f = 2535$ MHz; $\sigma = 1.845$ S/m; $\epsilon_r = 37.615$; $\rho = 1000$ kg/m³

Phantom section: Left Section

DASY5 Configuration:

- Probe: EX3DV4 - SN7522; ConvF(7.22, 7.22, 7.22) @ 2535 MHz; Calibrated: 2022/5/6
- Sensor-Surface: 1.4mm (Mechanical Surface Detection)
- Electronics: DAE4 Sn1354; Calibrated: 2022/10/31
- Phantom: Twin SAM; Type: Twin SAM V5.0; Serial: TP:1412
- Measurement SW: DASY52, Version 52.10 (2); SEMCAD X Version 14.6.12 (7470)

Area Scan (7x11x1): Measurement grid: dx=12mm, dy=12mm

Maximum value of SAR (measured) = 0.185 W/kg


Zoom Scan (5x5x7)/Cube 0: Measurement grid: dx=8mm, dy=8mm, dz=5mm

Reference Value = 5.423 V/m; Power Drift = 0.06 dB

Peak SAR (extrapolated) = 0.221 W/kg

SAR(1 g) = 0.129 W/kg; SAR(10 g) = 0.074 W/kg

Maximum value of SAR (measured) = 0.184 W/kg



0 dB = 0.184 W/kg = -7.35 dBW/kg

Plot 87#: LTE Band 7 50%RB_Head Left Tilt_Mid**DUT: Mobile Phone; Type: TITAN; Serial: 22HY_1**

Communication System: Generic FDD-LTE; Frequency: 2535 MHz; Duty Cycle: 1:1
 Medium parameters used: $f = 2535$ MHz; $\sigma = 1.845$ S/m; $\epsilon_r = 37.615$; $\rho = 1000$ kg/m³
 Phantom section: Left Section

DASY5 Configuration:

- Probe: EX3DV4 - SN7522; ConvF(7.22, 7.22, 7.22) @ 2535 MHz; Calibrated: 2022/5/6
- Sensor-Surface: 1.4mm (Mechanical Surface Detection)
- Electronics: DAE4 Sn1354; Calibrated: 2022/10/31
- Phantom: Twin SAM; Type: Twin SAM V5.0; Serial: TP:1412
- Measurement SW: DASY52, Version 52.10 (2); SEMCAD X Version 14.6.12 (7470)

Area Scan (7x10x1): Measurement grid: dx=12mm, dy=12mm

Maximum value of SAR (measured) = 0.130 W/kg


Zoom Scan (5x5x7)/Cube 0: Measurement grid: dx=8mm, dy=8mm, dz=5mm

Reference Value = 4.209 V/m; Power Drift = 0.09 dB

Peak SAR (extrapolated) = 0.176 W/kg

SAR(1 g) = 0.103 W/kg; SAR(10 g) = 0.060 W/kg

Maximum value of SAR (measured) = 0.149 W/kg



0 dB = 0.149 W/kg = -8.27 dBW/kg

Plot 88#: LTE Band 7 1RB_Head Right Cheek_Mid**DUT: Mobile Phone; Type: TITAN; Serial: 22HY_1**

Communication System: Generic FDD-LTE; Frequency: 2535 MHz; Duty Cycle: 1:1

Medium parameters used: $f = 2535$ MHz; $\sigma = 1.845$ S/m; $\epsilon_r = 37.615$; $\rho = 1000$ kg/m³

Phantom section: Right Section

DASY5 Configuration:

- Probe: EX3DV4 - SN7522; ConvF(7.22, 7.22, 7.22) @ 2535 MHz; Calibrated: 2022/5/6
- Sensor-Surface: 1.4mm (Mechanical Surface Detection)
- Electronics: DAE4 Sn1354; Calibrated: 2022/10/31
- Phantom: Twin SAM; Type: Twin SAM V5.0; Serial: TP:1412
- Measurement SW: DASY52, Version 52.10 (2); SEMCAD X Version 14.6.12 (7470)

Area Scan (7x11x1): Measurement grid: dx=12mm, dy=12mm

Maximum value of SAR (measured) = 0.300 W/kg


Zoom Scan (5x5x7)/Cube 0: Measurement grid: dx=8mm, dy=8mm, dz=5mm

Reference Value = 3.914 V/m; Power Drift = -0.09 dB

Peak SAR (extrapolated) = 0.380 W/kg

SAR(1 g) = 0.233 W/kg; SAR(10 g) = 0.144 W/kg

Maximum value of SAR (measured) = 0.318 W/kg



0 dB = 0.318 W/kg = -4.98 dBW/kg

Plot 89#: LTE Band 7 50%RB_Head Right Cheek_Mid**DUT: Mobile Phone; Type: TITAN; Serial: 22HY_1**

Communication System: Generic FDD-LTE; Frequency: 2535 MHz; Duty Cycle: 1:1

Medium parameters used: $f = 2535$ MHz; $\sigma = 1.845$ S/m; $\epsilon_r = 37.615$; $\rho = 1000$ kg/m³

Phantom section: Right Section

DASY5 Configuration:

- Probe: EX3DV4 - SN7522; ConvF(7.22, 7.22, 7.22) @ 2535 MHz; Calibrated: 2022/5/6
- Sensor-Surface: 1.4mm (Mechanical Surface Detection)
- Electronics: DAE4 Sn1354; Calibrated: 2022/10/31
- Phantom: Twin SAM; Type: Twin SAM V5.0; Serial: TP:1412
- Measurement SW: DASY52, Version 52.10 (2); SEMCAD X Version 14.6.12 (7470)

Area Scan (7x11x1): Measurement grid: dx=12mm, dy=12mm

Maximum value of SAR (measured) = 0.224 W/kg


Zoom Scan (5x5x7)/Cube 0: Measurement grid: dx=8mm, dy=8mm, dz=5mm

Reference Value = 3.326 V/m; Power Drift = 0.04 dB

Peak SAR (extrapolated) = 0.275 W/kg

SAR(1 g) = 0.165 W/kg; SAR(10 g) = 0.097 W/kg

Maximum value of SAR (measured) = 0.237 W/kg



0 dB = 0.237 W/kg = -6.25 dBW/kg

Plot 90#: LTE Band 7 1RB_Head RightTilt_Mid**DUT: Mobile Phone; Type: TITAN; Serial: 22HY_1**

Communication System: Generic FDD-LTE; Frequency: 2535 MHz; Duty Cycle: 1:1
Medium parameters used: $f = 2535$ MHz; $\sigma = 1.845$ S/m; $\epsilon_r = 37.615$; $\rho = 1000$ kg/m³
Phantom section: Right Section

DASY5 Configuration:

- Probe: EX3DV4 - SN7522; ConvF(7.22, 7.22, 7.22) @ 2535 MHz; Calibrated: 2022/5/6
- Sensor-Surface: 1.4mm (Mechanical Surface Detection)
- Electronics: DAE4 Sn1354; Calibrated: 2022/10/31
- Phantom: Twin SAM; Type: Twin SAM V5.0; Serial: TP:1412
- Measurement SW: DASY52, Version 52.10 (2); SEMCAD X Version 14.6.12 (7470)

Area Scan (7x11x1): Measurement grid: dx=12mm, dy=12mm

Maximum value of SAR (measured) = 0.199 W/kg


Zoom Scan (5x5x7)/Cube 0: Measurement grid: dx=8mm, dy=8mm, dz=5mm

Reference Value = 3.506 V/m; Power Drift = 0.09 dB

Peak SAR (extrapolated) = 0.259 W/kg

SAR(1 g) = 0.154 W/kg; SAR(10 g) = 0.089 W/kg

Maximum value of SAR (measured) = 0.215 W/kg



0 dB = 0.215 W/kg = -6.68 dBW/kg

Plot 91#: LTE Band 7 50%RB_Head Right Tilt_Mid**DUT: Mobile Phone; Type: TITAN; Serial: 22HY_1**

Communication System: Generic FDD-LTE; Frequency: 2535 MHz; Duty Cycle: 1:1
Medium parameters used: $f = 2535$ MHz; $\sigma = 1.845$ S/m; $\epsilon_r = 37.615$; $\rho = 1000$ kg/m³
Phantom section: Right Section

DASY5 Configuration:

- Probe: EX3DV4 - SN7522; ConvF(7.22, 7.22, 7.22) @ 2535 MHz; Calibrated: 2022/5/6
- Sensor-Surface: 1.4mm (Mechanical Surface Detection)
- Electronics: DAE4 Sn1354; Calibrated: 2022/10/31
- Phantom: Twin SAM; Type: Twin SAM V5.0; Serial: TP:1412
- Measurement SW: DASY52, Version 52.10 (2); SEMCAD X Version 14.6.12 (7470)

Area Scan (7x11x1): Measurement grid: dx=12mm, dy=12mm

Maximum value of SAR (measured) = 0.160 W/kg


Zoom Scan (5x5x7)/Cube 0: Measurement grid: dx=8mm, dy=8mm, dz=5mm

Reference Value = 3.508 V/m; Power Drift = 0.06 dB

Peak SAR (extrapolated) = 0.216 W/kg

SAR(1 g) = 0.128 W/kg; SAR(10 g) = 0.073 W/kg

Maximum value of SAR (measured) = 0.178 W/kg



0 dB = 0.178 W/kg = -7.50 dBW/kg

Plot 92#:LTE Band 7 1RB_Body Front_Mid**DUT: Mobile Phone; Type: TITAN; Serial: 22HY_1**

Communication System:Generic FDD-LTE (0); Frequency: 2535 MHz;Duty Cycle: 1:1

Medium parameters used: $f = 2535$ MHz; $\sigma = 1.845$ S/m; $\epsilon_r = 37.615$; $\rho = 1000$ kg/m³

Phantom section: Flat Section

DASY5 Configuration:

- Probe: EX3DV4 - SN7522; ConvF(7.22, 7.22, 7.22) @ 2535 MHz; Calibrated: 2022/5/6
- Sensor-Surface: 1.4mm (Mechanical Surface Detection)
- Electronics: DAE4 Sn1354; Calibrated: 2022/10/31
- Phantom: Twin SAM; Type: Twin SAM V5.0; Serial: TP:1412
- Measurement SW: DASY52, Version 52.10 (2); SEMCAD X Version 14.6.12 (7470)

Area Scan (7x13x1): Measurement grid: dx=12mm, dy=12mm

Maximum value of SAR (measured) = 0.540 W/kg

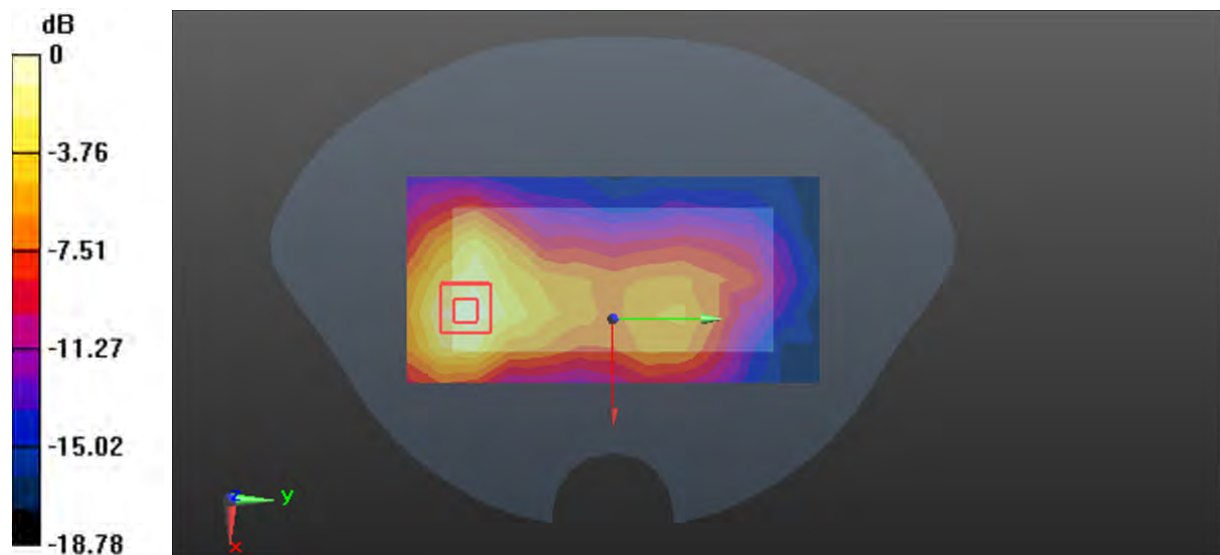
Zoom Scan (5x5x7)/Cube 0: Measurement grid: dx=8mm, dy=8mm, dz=5mm

Reference Value = 6.930 V/m; Power Drift = -0.05 dB

Peak SAR (extrapolated) = 0.705 W/kg

SAR(1 g) = 0.383 W/kg; SAR(10 g) = 0.211 W/kg

Maximum value of SAR (measured) = 0.583 W/kg



0 dB = 0.583 W/kg = -2.34 dBW/kg

Plot 93#: LTE Band 7 50%RB_Body Front_Mid**DUT: Mobile Phone; Type: TITAN; Serial: 22HY_1**

Communication System:Generic FDD-LTE (0); Frequency: 2535 MHz;Duty Cycle: 1:1

Medium parameters used: $f = 2535$ MHz; $\sigma = 1.845$ S/m; $\epsilon_r = 37.615$; $\rho = 1000$ kg/m³

Phantom section: Flat Section

DASY5 Configuration:

- Probe: EX3DV4 - SN7522; ConvF(7.22, 7.22, 7.22) @ 2535 MHz; Calibrated: 2022/5/6
- Sensor-Surface: 1.4mm (Mechanical Surface Detection)
- Electronics: DAE4 Sn1354; Calibrated: 2022/10/31
- Phantom: Twin SAM; Type: Twin SAM V5.0; Serial: TP:1412
- Measurement SW: DASY52, Version 52.10 (2); SEMCAD X Version 14.6.12 (7470)

Area Scan (7x13x1): Measurement grid: dx=12mm, dy=12mm

Maximum value of SAR (measured) = 0.411 W/kg

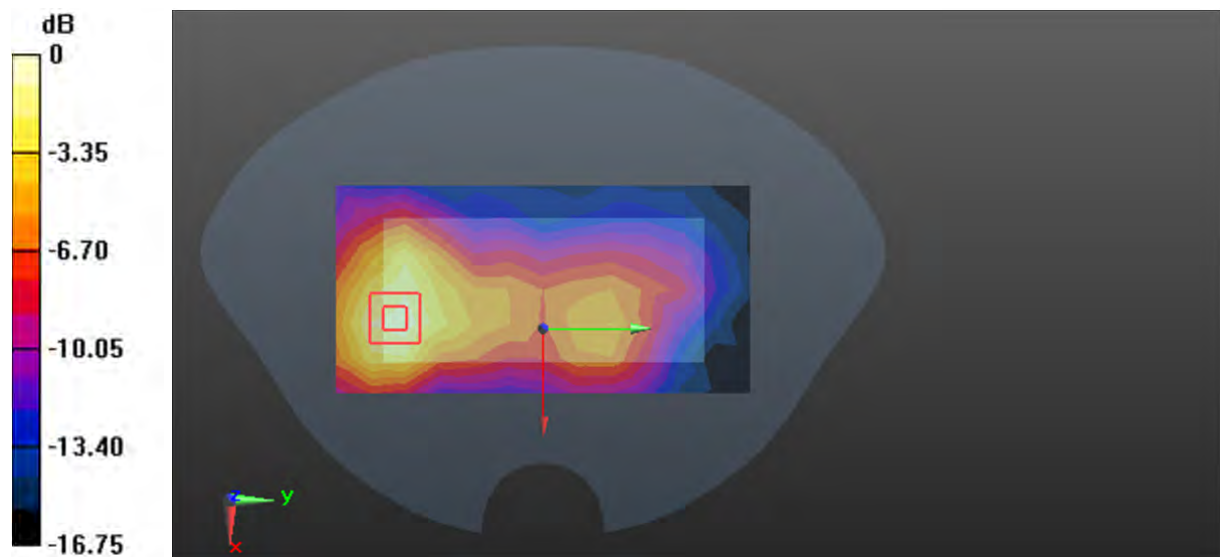
Zoom Scan (5x5x7)/Cube 0: Measurement grid: dx=8mm, dy=8mm, dz=5mm

Reference Value = 5.933 V/m; Power Drift = 0.03 dB

Peak SAR (extrapolated) = 0.532 W/kg

SAR(1 g) = 0.292 W/kg; SAR(10 g) = 0.161 W/kg

Maximum value of SAR (measured) = 0.443 W/kg



0 dB = 0.443 W/kg = -3.54 dBW/kg

Plot 94#: LTE Band 7 1RB_Body Back_Low**DUT: Mobile Phone; Type: TITAN; Serial: 22HY_1**

Communication System: Generic FDD-LTE; Frequency: 2510 MHz; Duty Cycle: 1:1

Medium parameters used: $f = 2510$ MHz; $\sigma = 1.834$ S/m; $\epsilon_r = 37.755$; $\rho = 1000$ kg/m³

Phantom section: Flat Section

DASY5 Configuration:

- Probe: EX3DV4 - SN7522; ConvF(7.22, 7.22, 7.22) @ 2510 MHz; Calibrated: 2022/5/6
- Sensor-Surface: 1.4mm (Mechanical Surface Detection)
- Electronics: DAE4 Sn1354; Calibrated: 2022/10/31
- Phantom: Twin SAM; Type: Twin SAM V5.0; Serial: TP:1412
- Measurement SW: DASY52, Version 52.10 (2); SEMCAD X Version 14.6.12 (7470)

Area Scan (7x13x1): Measurement grid: dx=12mm, dy=12mm

Maximum value of SAR (measured) = 1.48 W/kg

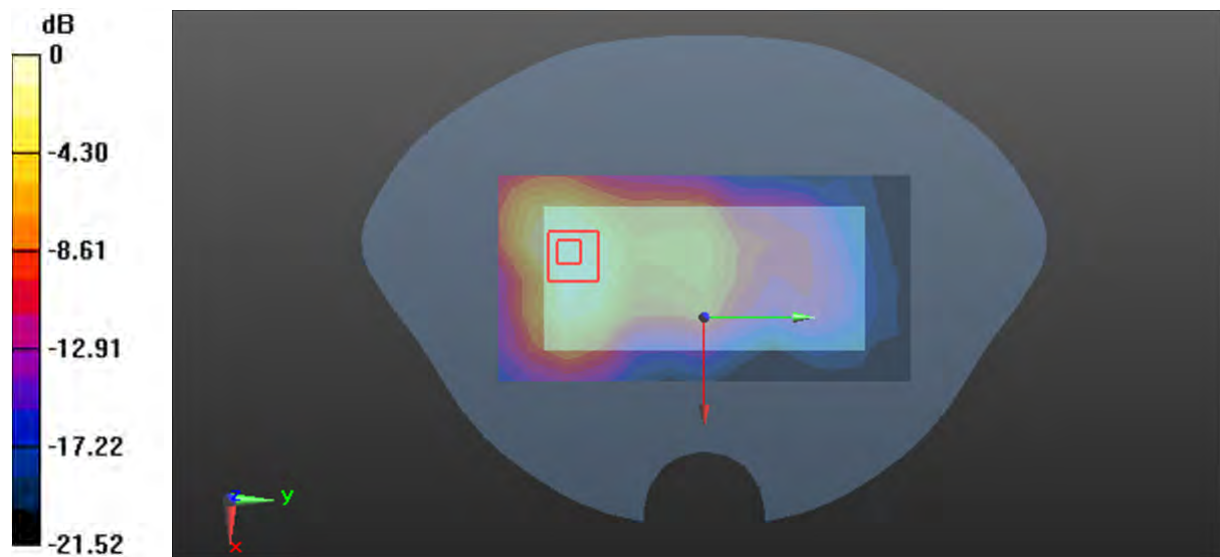
Zoom Scan (5x5x7)/Cube 0: Measurement grid: dx=8mm, dy=8mm, dz=5mm

Reference Value = 13.76 V/m; Power Drift = -0.03 dB

Peak SAR (extrapolated) = 1.88 W/kg

SAR(1 g) = 0.976 W/kg; SAR(10 g) = 0.533 W/kg

Maximum value of SAR (measured) = 1.45 W/kg



0 dB = 1.45 W/kg = 1.61 dBW/kg

Plot 95#: LTE Band 7 1RB_Body Back_Mid**DUT: Mobile Phone; Type: TITAN; Serial: 22HY_1**

Communication System: Generic FDD-LTE; Frequency: 2535 MHz; Duty Cycle: 1:1
 Medium parameters used: $f = 2535$ MHz; $\sigma = 1.845$ S/m; $\epsilon_r = 37.615$; $\rho = 1000$ kg/m³
 Phantom section: Flat Section

DASY5 Configuration:

- Probe: EX3DV4 - SN7522; ConvF(7.22, 7.22, 7.22) @ 2535 MHz; Calibrated: 2022/5/6
- Sensor-Surface: 1.4mm (Mechanical Surface Detection)
- Electronics: DAE4 Sn1354; Calibrated: 2022/10/31
- Phantom: Twin SAM; Type: Twin SAM V5.0; Serial: TP:1412
- Measurement SW: DASY52, Version 52.10 (2); SEMCAD X Version 14.6.12 (7470)

Area Scan (7x13x1): Measurement grid: dx=12mm, dy=12mm

Maximum value of SAR (measured) = 1.97 W/kg

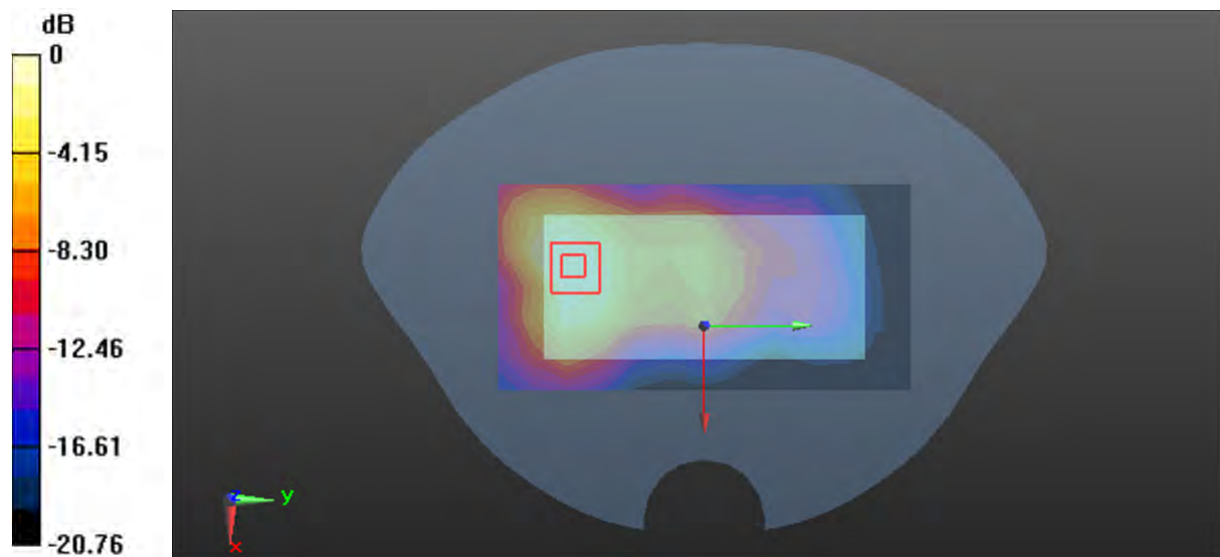
Zoom Scan (5x5x7)/Cube 0: Measurement grid: dx=8mm, dy=8mm, dz=5mm

Reference Value = 12.89 V/m; Power Drift = 0.12 dB

Peak SAR (extrapolated) = 2.46 W/kg

SAR(1 g) = 1.29 W/kg; SAR(10 g) = 0.707 W/kg

Maximum value of SAR (measured) = 1.95 W/kg



0 dB = 1.95 W/kg = 2.90 dBW/kg

Plot 96#: LTE Band 7 1RB_Body Back_High**DUT: Mobile Phone; Type: TITAN; Serial: 22HY_1**

Communication System: Generic FDD-LTE; Frequency: 2560 MHz; Duty Cycle: 1:1
 Medium parameters used: $f = 2560$ MHz; $\sigma = 1.864$ S/m; $\epsilon_r = 37.525$; $\rho = 1000$ kg/m³
 Phantom section: Flat Section

DASY5 Configuration:

- Probe: EX3DV4 - SN7522; ConvF(7.02, 7.02, 7.02) @ 2560 MHz; Calibrated: 2022/5/6
- Sensor-Surface: 1.4mm (Mechanical Surface Detection)
- Electronics: DAE4 Sn1354; Calibrated: 2022/10/31
- Phantom: Twin SAM; Type: Twin SAM V5.0; Serial: TP:1412
- Measurement SW: DASY52, Version 52.10 (2); SEMCAD X Version 14.6.12 (7470)

Area Scan (7x13x1): Measurement grid: dx=12mm, dy=12mm

Maximum value of SAR (measured) = 1.25 W/kg

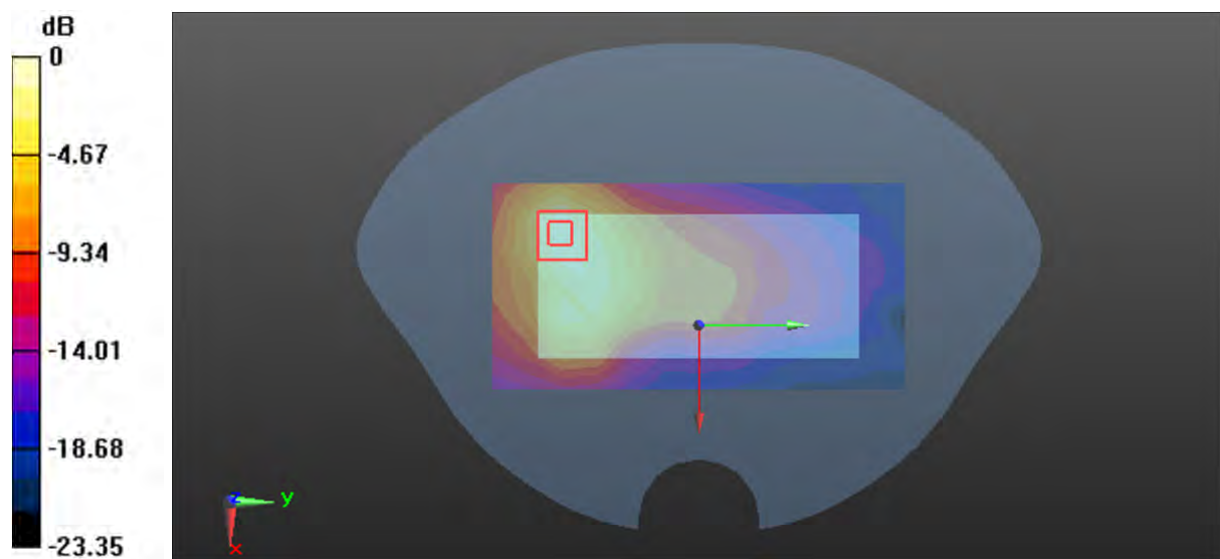
Zoom Scan (5x5x7)/Cube 0: Measurement grid: dx=8mm, dy=8mm, dz=5mm

Reference Value = 8.950 V/m; Power Drift = -0.19 dB

Peak SAR (extrapolated) = 1.78 W/kg

SAR(1 g) = 0.851 W/kg; SAR(10 g) = 0.417 W/kg

Maximum value of SAR (measured) = 1.40 W/kg



0 dB = 1.40 W/kg = 1.46 dBW/kg

Plot 97#: LTE Band 7 50%RB_Body Back_Low**DUT: Mobile Phone; Type: TITAN; Serial: 22HY_1**

Communication System: Generic FDD-LTE; Frequency: 2510 MHz; Duty Cycle: 1:1
Medium parameters used: $f = 2510$ MHz; $\sigma = 1.834$ S/m; $\epsilon_r = 37.755$; $\rho = 1000$ kg/m³
Phantom section: Flat Section

DASY5 Configuration:

- Probe: EX3DV4 - SN7522; ConvF(7.22, 7.22, 7.22) @ 2510 MHz; Calibrated: 2022/5/6
- Sensor-Surface: 1.4mm (Mechanical Surface Detection)
- Electronics: DAE4 Sn1354; Calibrated: 2022/10/31
- Phantom: Twin SAM; Type: Twin SAM V5.0; Serial: TP:1412
- Measurement SW: DASY52, Version 52.10 (2); SEMCAD X Version 14.6.12 (7470)

Area Scan (7x13x1): Measurement grid: dx=12mm, dy=12mm

Maximum value of SAR (measured) = 1.08 W/kg

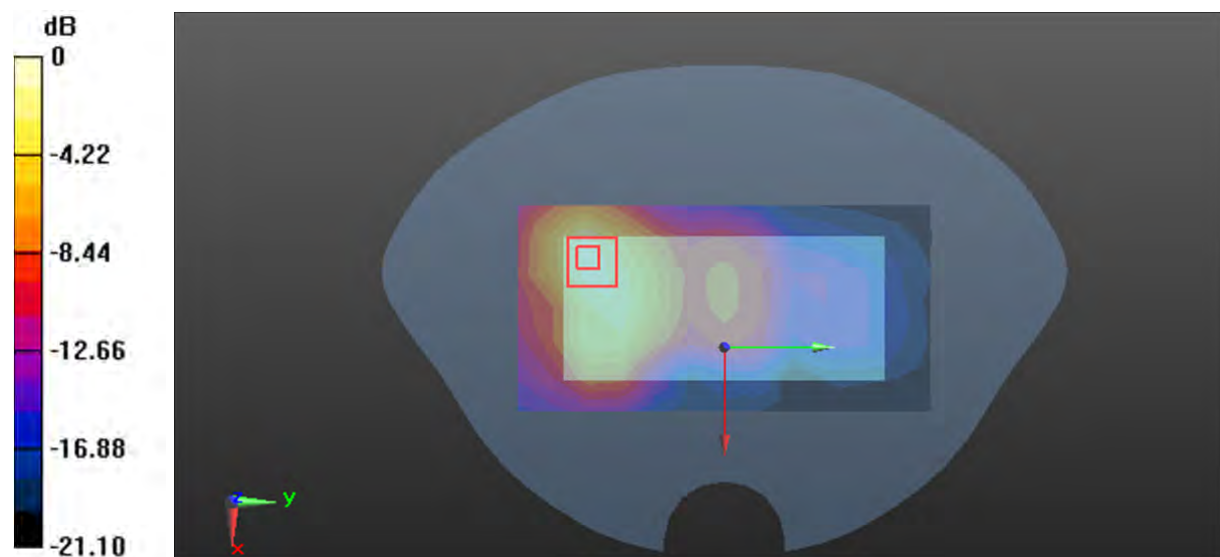
Zoom Scan (5x5x7)/Cube 0: Measurement grid: dx=8mm, dy=8mm, dz=5mm

Reference Value = 9.317 V/m; Power Drift = 0.08 dB

Peak SAR (extrapolated) = 1.61 W/kg

SAR(1 g) = 0.767 W/kg; SAR(10 g) = 0.384 W/kg

Maximum value of SAR (measured) = 1.25 W/kg



0 dB = 1.25 W/kg = 0.97 dBW/kg

Plot 98#: LTE Band 7 50%RB_Body Back_Mid**DUT: Mobile Phone; Type: TITAN; Serial: 22HY_1**

Communication System: Generic FDD-LTE; Frequency: 2535 MHz; Duty Cycle: 1:1
 Medium parameters used: $f = 2535$ MHz; $\sigma = 1.845$ S/m; $\epsilon_r = 37.615$; $\rho = 1000$ kg/m³
 Phantom section: Flat Section

DASY5 Configuration:

- Probe: EX3DV4 - SN7522; ConvF(7.22, 7.22, 7.22) @ 2535 MHz; Calibrated: 2022/5/6
- Sensor-Surface: 1.4mm (Mechanical Surface Detection)
- Electronics: DAE4 Sn1354; Calibrated: 2022/10/31
- Phantom: Twin SAM; Type: Twin SAM V5.0; Serial: TP:1412
- Measurement SW: DASY52, Version 52.10 (2); SEMCAD X Version 14.6.12 (7470)

Area Scan (7x13x1): Measurement grid: dx=12mm, dy=12mm

Maximum value of SAR (measured) = 1.35 W/kg

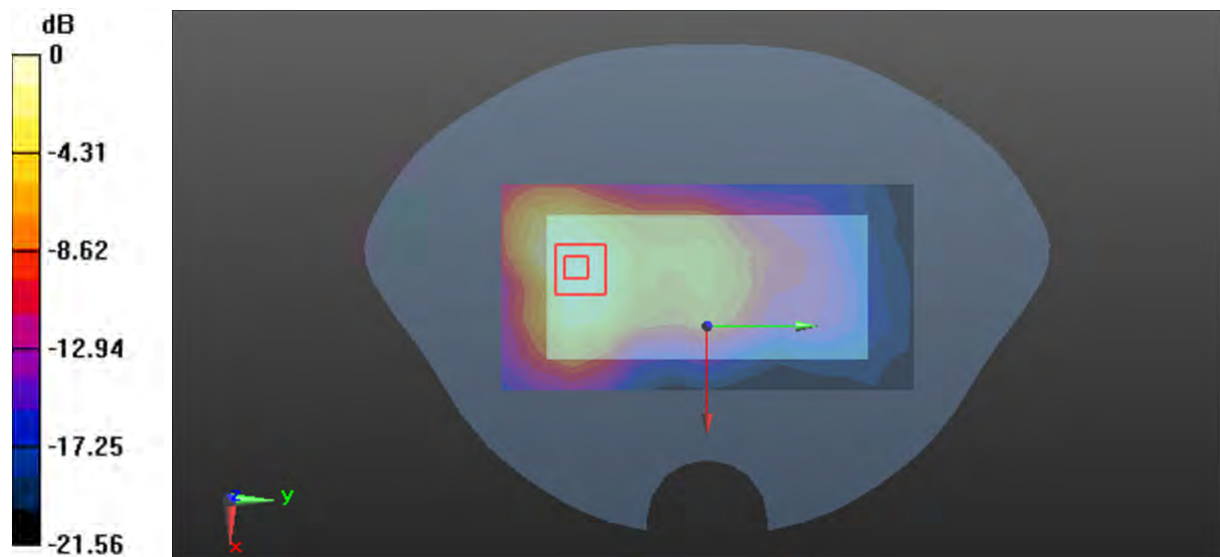
Zoom Scan (5x5x7)/Cube 0: Measurement grid: dx=8mm, dy=8mm, dz=5mm

Reference Value = 13.49 V/m; Power Drift = -0.08 dB

Peak SAR (extrapolated) = 1.70 W/kg

SAR(1 g) = 0.888 W/kg; SAR(10 g) = 0.488 W/kg

Maximum value of SAR (measured) = 1.35 W/kg



0 dB = 1.35 W/kg = 1.30 dBW/kg

Plot 99#: LTE Band 7 50%RB_Body Back_High**DUT: Mobile Phone; Type: TITAN; Serial: 22HY_1**

Communication System: Generic FDD-LTE; Frequency: 2560 MHz; Duty Cycle: 1:1
 Medium parameters used: $f = 2560$ MHz; $\sigma = 1.864$ S/m; $\epsilon_r = 37.525$; $\rho = 1000$ kg/m³
 Phantom section: Flat Section

DASY5 Configuration:

- Probe: EX3DV4 - SN7522; ConvF(7.02, 7.02, 7.02) @ 2560 MHz; Calibrated: 2022/5/6
- Sensor-Surface: 1.4mm (Mechanical Surface Detection)
- Electronics: DAE4 Sn1354; Calibrated: 2022/10/31
- Phantom: Twin SAM; Type: Twin SAM V5.0; Serial: TP:1412
- Measurement SW: DASY52, Version 52.10 (2); SEMCAD X Version 14.6.12 (7470)

Area Scan (7x13x1): Measurement grid: dx=12mm, dy=12mm

Maximum value of SAR (measured) = 0.910 W/kg

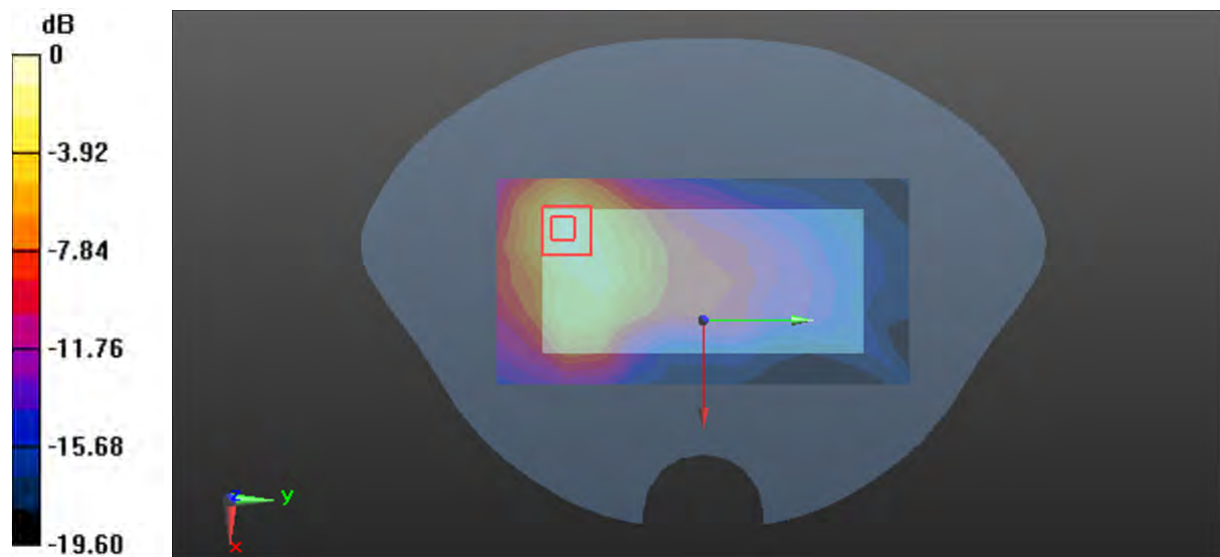
Zoom Scan (5x5x7)/Cube 0: Measurement grid: dx=8mm, dy=8mm, dz=5mm

Reference Value = 8.727 V/m; Power Drift = -0.18 dB

Peak SAR (extrapolated) = 1.32 W/kg

SAR(1 g) = 0.646 W/kg; SAR(10 g) = 0.315 W/kg

Maximum value of SAR (measured) = 1.04 W/kg



0 dB = 1.04 W/kg = 0.17 dBW/kg

Plot 100#: LTE Band 7 100%RB_Body Back_Mid**DUT: Mobile Phone; Type: TITAN; Serial: 22HY_1**

Communication System: Generic FDD-LTE; Frequency: 2535 MHz; Duty Cycle: 1:1
 Medium parameters used: $f = 2535$ MHz; $\sigma = 1.845$ S/m; $\epsilon_r = 37.615$; $\rho = 1000$ kg/m³
 Phantom section: Flat Section

DASY5 Configuration:

- Probe: EX3DV4 - SN7522; ConvF(7.22, 7.22, 7.22) @ 2535 MHz; Calibrated: 2022/5/6
- Sensor-Surface: 1.4mm (Mechanical Surface Detection)
- Electronics: DAE4 Sn1354; Calibrated: 2022/10/31
- Phantom: Twin SAM; Type: Twin SAM V5.0; Serial: TP:1412
- Measurement SW: DASY52, Version 52.10 (2); SEMCAD X Version 14.6.12 (7470)

Area Scan (7x13x1): Measurement grid: dx=15mm, dy=15mm

Maximum value of SAR (measured) = 1.20 W/kg

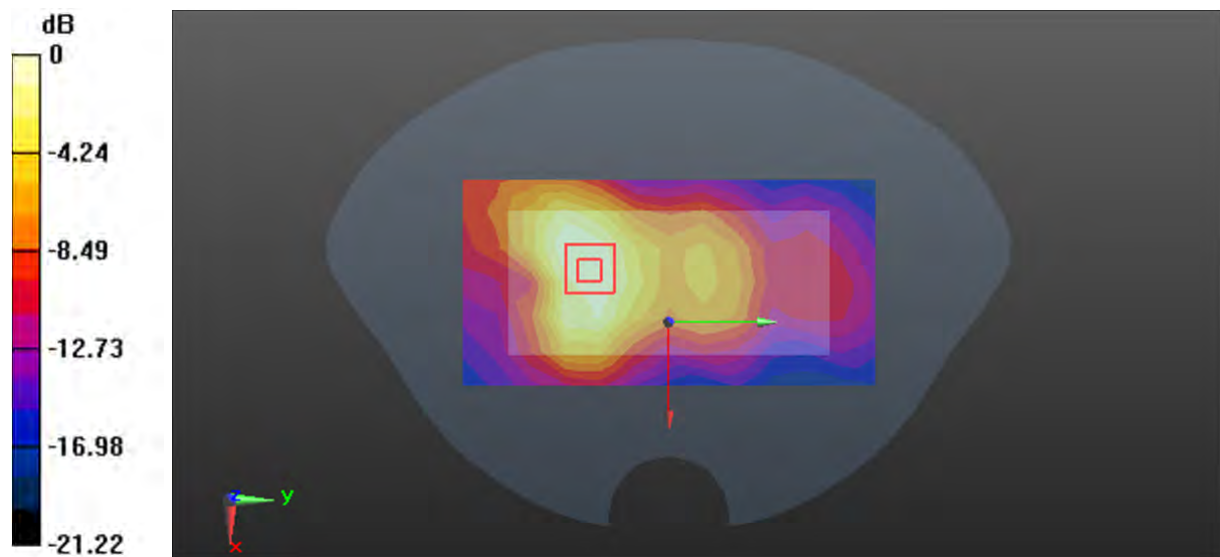
Zoom Scan (5x5x7)/Cube 0: Measurement grid: dx=8mm, dy=8mm, dz=5mm

Reference Value = 10.85 V/m; Power Drift = -0.04 dB

Peak SAR (extrapolated) = 1.53 W/kg

SAR(1 g) = 0.813 W/kg; SAR(10 g) = 0.453 W/kg

Maximum value of SAR (measured) = 1.22 W/kg



0 dB = 1.22 W/kg = 0.86 dBW/kg

Plot 101#: LTE Band 40 Lower 1RB_Head Left Cheek_Mid**DUT: Mobile Phone; Type: TITAN; Serial: 22HY_1**

Communication System: Generic TDD-LTE (0); Frequency: 2310 MHz; Duty Cycle: 1:3.17

Medium parameters used: $f = 2310$ MHz; $\sigma = 1.735$ S/m; $\epsilon_r = 38.486$; $\rho = 1000$ kg/m³

Phantom section: Left Section

DASY5 Configuration:

- Probe: EX3DV4 - SN7522; ConvF(7.5, 7.5, 7.5) @ 2310 MHz; Calibrated: 2022/5/6
- Sensor-Surface: 1.4mm (Mechanical Surface Detection)
- Electronics: DAE4 Sn1354; Calibrated: 2022/10/31
- Phantom: Twin SAM; Type: Twin SAM V5.0; Serial: TP:1412
- Measurement SW: DASY52, Version 52.10 (2); SEMCAD X Version 14.6.12 (7470)

Area Scan (8x11x1): Measurement grid: dx=12mm, dy=12mm

Maximum value of SAR (measured) = 0.0451 W/kg

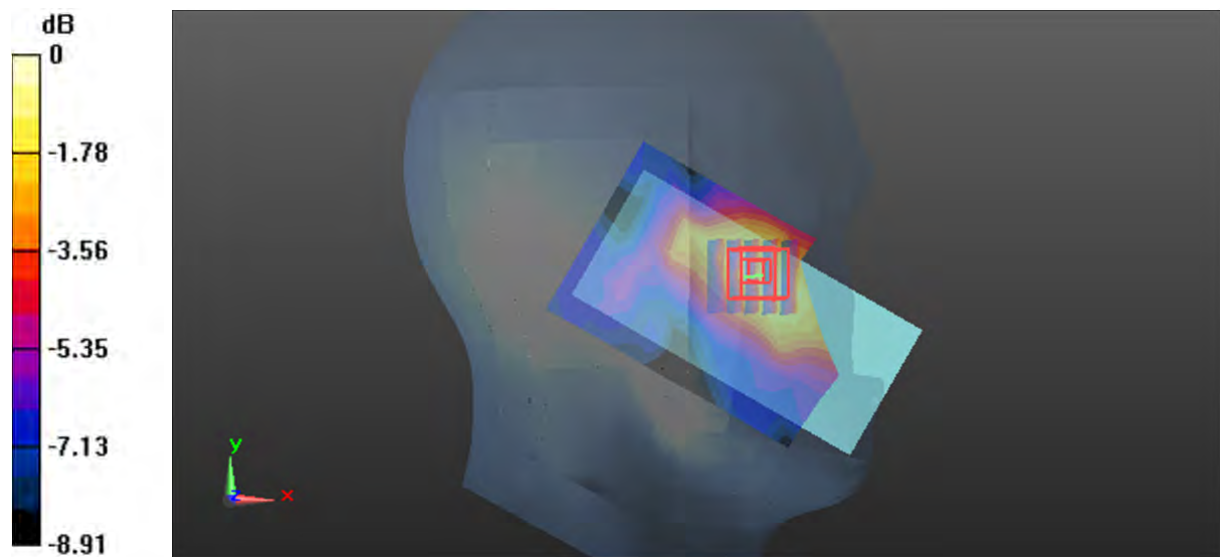
Zoom Scan (5x5x7)/Cube 0: Measurement grid: dx=8mm, dy=8mm, dz=5mm

Reference Value = 2.431 V/m; Power Drift = -0.03 dB

Peak SAR (extrapolated) = 0.0540 W/kg

SAR(1 g) = 0.031 W/kg; SAR(10 g) = 0.021 W/kg

Maximum value of SAR (measured) = 0.0433 W/kg



0 dB = 0.0433 W/kg = -13.64 dBW/kg

Plot 102#: LTE Band 40 Lower 50%RB_Head Left Cheek_Mid**DUT: Mobile Phone; Type: TITAN; Serial: 22HY_1**

Communication System:Generic TDD-LTE (0); Frequency: 2310 MHz;Duty Cycle: 1:3.17

Medium parameters used: $f = 2310$ MHz; $\sigma = 1.735$ S/m; $\epsilon_r = 38.486$; $\rho = 1000$ kg/m³

Phantom section: Left Section

DASY5 Configuration:

- Probe: EX3DV4 - SN7522; ConvF(7.5, 7.5, 7.5) @ 2310 MHz; Calibrated: 2022/5/6
- Sensor-Surface: 1.4mm (Mechanical Surface Detection)
- Electronics: DAE4 Sn1354; Calibrated: 2022/10/31
- Phantom: Twin SAM; Type: Twin SAM V5.0; Serial: TP:1412
- Measurement SW: DASY52, Version 52.10 (2); SEMCAD X Version 14.6.12 (7470)

Area Scan (8x11x1): Measurement grid: dx=12mm, dy=12mm

Maximum value of SAR (measured) = 0.0327 W/kg


Zoom Scan (5x5x7)/Cube 0: Measurement grid: dx=8mm, dy=8mm, dz=5mm

Reference Value = 1.786 V/m; Power Drift = 0.03 dB

Peak SAR (extrapolated) = 0.0430 W/kg

SAR(1 g) = 0.025 W/kg; SAR(10 g) = 0.017 W/kg

Maximum value of SAR (measured) = 0.0346 W/kg



0 dB = 0.0346 W/kg = -14.61 dBW/kg

Plot 103#: LTE Band 40 Lower 1RB_Head Left Tilt_Mid**DUT: Mobile Phone; Type: TITAN; Serial: 22HY_1**

Communication System:Generic TDD-LTE (0); Frequency: 2310 MHz;Duty Cycle: 1:3.17

Medium parameters used: $f = 2310$ MHz; $\sigma = 1.735$ S/m; $\epsilon_r = 38.486$; $\rho = 1000$ kg/m³

Phantom section: Left Section

DASY5 Configuration:

- Probe: EX3DV4 - SN7522; ConvF(7.5, 7.5, 7.5) @ 2310 MHz; Calibrated: 2022/5/6
- Sensor-Surface: 1.4mm (Mechanical Surface Detection)
- Electronics: DAE4 Sn1354; Calibrated: 2022/10/31
- Phantom: Twin SAM; Type: Twin SAM V5.0; Serial: TP:1412
- Measurement SW: DASY52, Version 52.10 (2); SEMCAD X Version 14.6.12 (7470)

Area Scan (8x11x1): Measurement grid: dx=12mm, dy=12mm

Maximum value of SAR (measured) = 0.0225 W/kg

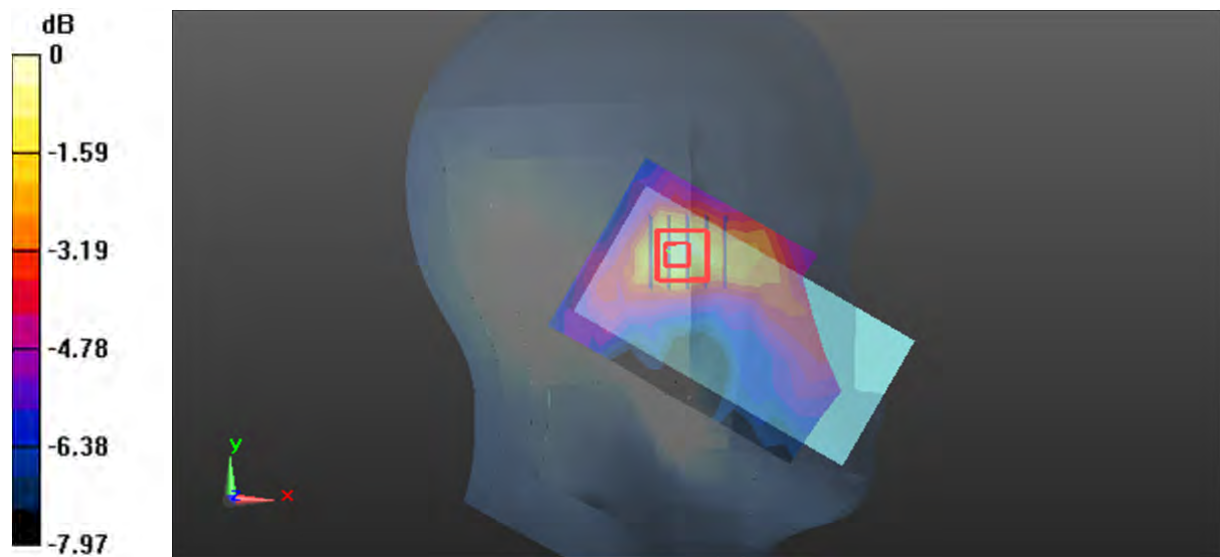
Zoom Scan (5x5x7)/Cube 0: Measurement grid: dx=8mm, dy=8mm, dz=5mm

Reference Value = 2.231 V/m; Power Drift = -0.06 dB

Peak SAR (extrapolated) = 0.0300 W/kg

SAR(1 g) = 0.016 W/kg; SAR(10 g) = 0.010 W/kg

Maximum value of SAR (measured) = 0.0238 W/kg



0 dB = 0.0238 W/kg = -16.23 dBW/kg

Plot 104#: LTE Band 40 Lower 50%RB_Head Left Tilt_Mid**DUT: Mobile Phone; Type: TITAN; Serial: 22HY_1**

Communication System:Generic TDD-LTE (0); Frequency: 2310 MHz;Duty Cycle: 1:3.17

Medium parameters used: $f = 2310$ MHz; $\sigma = 1.735$ S/m; $\epsilon_r = 38.486$; $\rho = 1000$ kg/m³

Phantom section: Left Section

DASY5 Configuration:

- Probe: EX3DV4 - SN7522; ConvF(7.5, 7.5, 7.5) @ 2310 MHz; Calibrated: 2022/5/6
- Sensor-Surface: 1.4mm (Mechanical Surface Detection)
- Electronics: DAE4 Sn1354; Calibrated: 2022/10/31
- Phantom: Twin SAM; Type: Twin SAM V5.0; Serial: TP:1412
- Measurement SW: DASY52, Version 52.10 (2); SEMCAD X Version 14.6.12 (7470)

Area Scan (8x11x1): Measurement grid: dx=12mm, dy=12mm

Maximum value of SAR (measured) = 0.0165 W/kg


Zoom Scan (5x5x7)/Cube 0: Measurement grid: dx=8mm, dy=8mm, dz=5mm

Reference Value = 1.983 V/m; Power Drift = 0.16 dB

Peak SAR (extrapolated) = 0.0530 W/kg

SAR(1 g) = 0.012 W/kg; SAR(10 g) = 0.00532 W/kg

Maximum value of SAR (measured) = 0.0183 W/kg



0 dB = 0.0183 W/kg = -17.38 dBW/kg

Plot 105#: LTE Band 40 Lower 1RB_Head Right Cheek_Mid**DUT: Mobile Phone; Type: TITAN; Serial: 22HY_1**

Communication System: Generic TDD-LTE (0); Frequency: 2310 MHz; Duty Cycle: 1:3.17

Medium parameters used: $f = 2310$ MHz; $\sigma = 1.735$ S/m; $\epsilon_r = 38.486$; $\rho = 1000$ kg/m³

Phantom section: Right Section

DASY5 Configuration:

- Probe: EX3DV4 - SN7522; ConvF(7.5, 7.5, 7.5) @ 2310 MHz; Calibrated: 2022/5/6
- Sensor-Surface: 1.4mm (Mechanical Surface Detection)
- Electronics: DAE4 Sn1354; Calibrated: 2022/10/31
- Phantom: Twin SAM; Type: Twin SAM V5.0; Serial: TP:1412
- Measurement SW: DASY52, Version 52.10 (2); SEMCAD X Version 14.6.12 (7470)

Area Scan (8x11x1): Measurement grid: dx=12mm, dy=12mm

Maximum value of SAR (measured) = 0.0520 W/kg

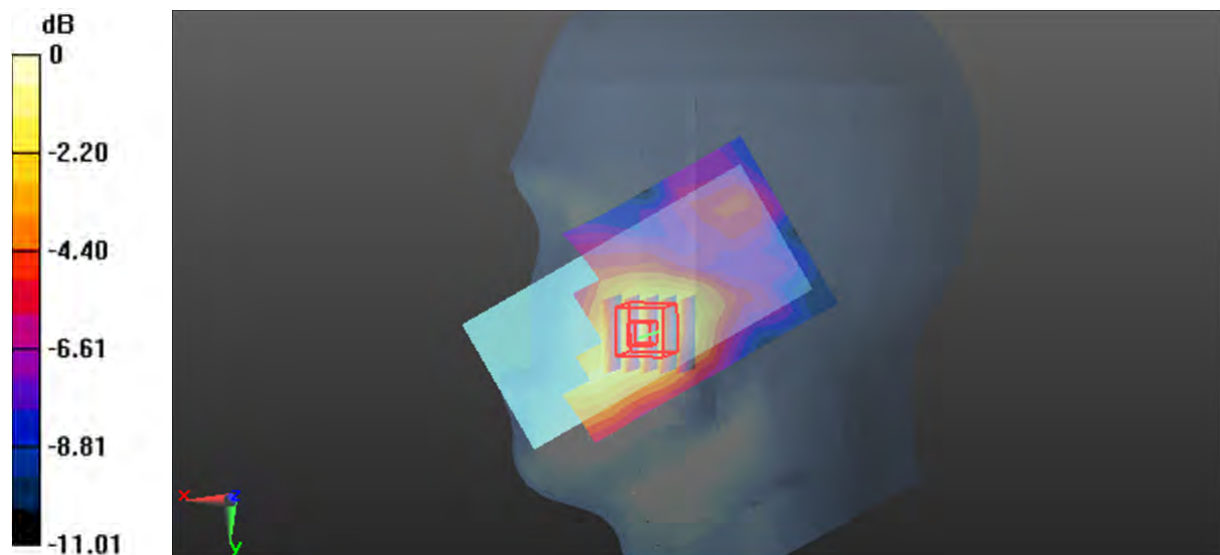
Zoom Scan (5x5x7)/Cube 0: Measurement grid: dx=8mm, dy=8mm, dz=5mm

Reference Value = 2.494 V/m; Power Drift = 0.05 dB

Peak SAR (extrapolated) = 0.0650 W/kg

SAR(1 g) = 0.041 W/kg; SAR(10 g) = 0.027 W/kg

Maximum value of SAR (measured) = 0.0571 W/kg



0 dB = 0.0571 W/kg = -12.43 dBW/kg

Plot 106#: LTE Band 40 Lower 50%RB_Head Right Cheek_Mid**DUT: Mobile Phone; Type: TITAN; Serial: 22HY_1**

Communication System:Generic TDD-LTE (0); Frequency: 2310 MHz;Duty Cycle: 1:3.17

Medium parameters used: $f = 2310$ MHz; $\sigma = 1.735$ S/m; $\epsilon_r = 38.486$; $\rho = 1000$ kg/m³

Phantom section: Right Section

DASY5 Configuration:

- Probe: EX3DV4 - SN7522; ConvF(7.5, 7.5, 7.5) @ 2310 MHz; Calibrated: 2022/5/6
- Sensor-Surface: 1.4mm (Mechanical Surface Detection)
- Electronics: DAE4 Sn1354; Calibrated: 2022/10/31
- Phantom: Twin SAM; Type: Twin SAM V5.0; Serial: TP:1412
- Measurement SW: DASY52, Version 52.10 (2); SEMCAD X Version 14.6.12 (7470)

Area Scan (8x11x1): Measurement grid: dx=12mm, dy=12mm

Maximum value of SAR (measured) = 0.0451 W/kg


Zoom Scan (5x5x7)/Cube 0: Measurement grid: dx=8mm, dy=8mm, dz=5mm

Reference Value = 2.381 V/m; Power Drift = 0.19 dB

Peak SAR (extrapolated) = 0.0540 W/kg

SAR(1 g) = 0.034 W/kg; SAR(10 g) = 0.022 W/kg

Maximum value of SAR (measured) = 0.0475 W/kg



0 dB = 0.0475 W/kg = -13.23 dBW/kg

Plot 107#: LTE Band 40 Lower 1RB_Head Right Tilt_Mid**DUT: Mobile Phone; Type: TITAN; Serial: 22HY_1**

Communication System: Generic TDD-LTE (0); Frequency: 2310 MHz; Duty Cycle: 1:3.17

Medium parameters used: $f = 2310$ MHz; $\sigma = 1.735$ S/m; $\epsilon_r = 38.486$; $\rho = 1000$ kg/m³

Phantom section: Right Section

DASY5 Configuration:

- Probe: EX3DV4 - SN7522; ConvF(7.5, 7.5, 7.5) @ 2310 MHz; Calibrated: 2022/5/6
- Sensor-Surface: 1.4mm (Mechanical Surface Detection)
- Electronics: DAE4 Sn1354; Calibrated: 2022/10/31
- Phantom: Twin SAM; Type: Twin SAM V5.0; Serial: TP:1412
- Measurement SW: DASY52, Version 52.10 (2); SEMCAD X Version 14.6.12 (7470)

Area Scan (8x11x1): Measurement grid: dx=12mm, dy=12mm

Maximum value of SAR (measured) = 0.0247 W/kg

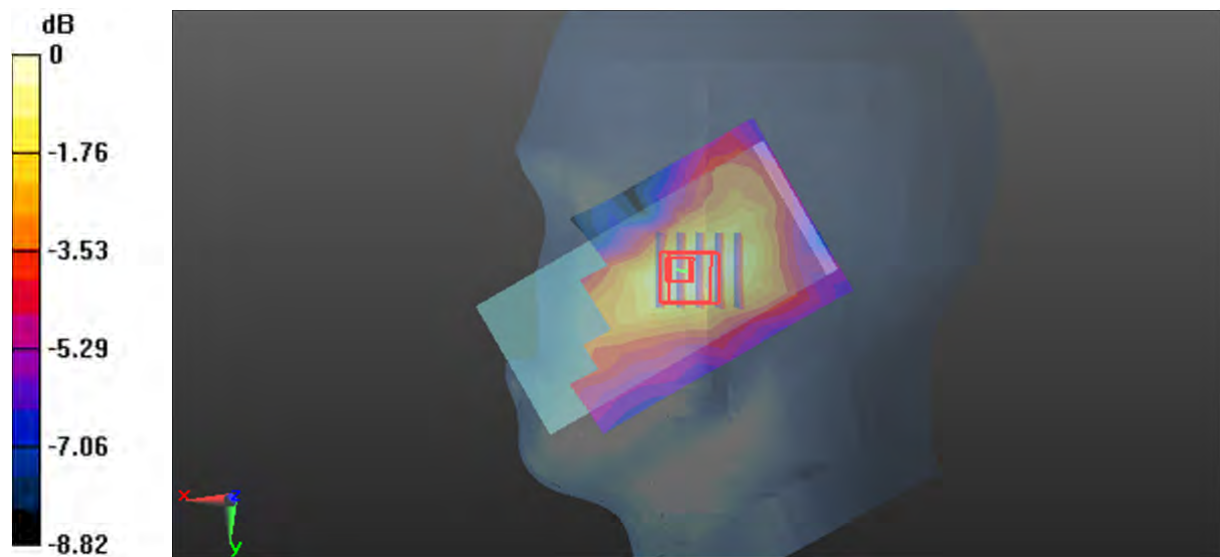
Zoom Scan (5x5x7)/Cube 0: Measurement grid: dx=8mm, dy=8mm, dz=5mm

Reference Value = 1.970 V/m; Power Drift = 0.14 dB

Peak SAR (extrapolated) = 0.0450 W/kg

SAR(1 g) = 0.018 W/kg; SAR(10 g) = 0.011 W/kg

Maximum value of SAR (measured) = 0.0226 W/kg



0 dB = 0.0226 W/kg = -16.46 dBW/kg

Plot 108#: LTE Band 40 Lower 50%RB_Head Right Tilt_Mid**DUT: Mobile Phone; Type: TITAN; Serial: 22HY_1**

Communication System:Generic TDD-LTE (0); Frequency: 2310 MHz;Duty Cycle: 1:3.17

Medium parameters used: $f = 2310$ MHz; $\sigma = 1.735$ S/m; $\epsilon_r = 38.486$; $\rho = 1000$ kg/m³

Phantom section: Right Section

DASY5 Configuration:

- Probe: EX3DV4 - SN7522; ConvF(7.5, 7.5, 7.5) @ 2310 MHz; Calibrated: 2022/5/6
- Sensor-Surface: 1.4mm (Mechanical Surface Detection)
- Electronics: DAE4 Sn1354; Calibrated: 2022/10/31
- Phantom: Twin SAM; Type: Twin SAM V5.0; Serial: TP:1412
- Measurement SW: DASY52, Version 52.10 (2); SEMCAD X Version 14.6.12 (7470)

Area Scan (8x11x1): Measurement grid: dx=12mm, dy=12mm

Maximum value of SAR (measured) = 0.0155 W/kg

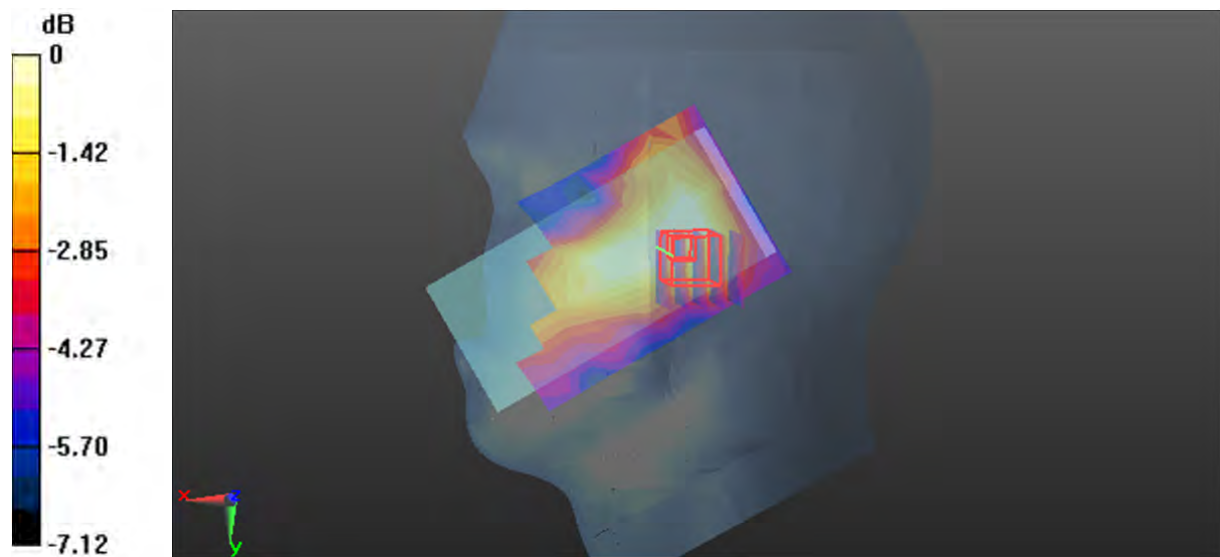
Zoom Scan (5x5x7)/Cube 0: Measurement grid: dx=8mm, dy=8mm, dz=5mm

Reference Value = 2.282 V/m; Power Drift = -0.02 dB

Peak SAR (extrapolated) = 0.0160 W/kg

SAR(1 g) = 0.012 W/kg; SAR(10 g) = 0.00473 W/kg

Maximum value of SAR (measured) = 0.0146 W/kg



0 dB = 0.0146 W/kg = -18.36 dBW/kg

Plot 109#: LTE Band 40 Lower 1RB_Body Front_Mid**DUT: Mobile Phone; Type: TITAN; Serial: 22HY_1**

Communication System: Generic TDD-LTE (0); Frequency: 2310 MHz; Duty Cycle: 1:3.17

Medium parameters used: $f = 2310$ MHz; $\sigma = 1.735$ S/m; $\epsilon_r = 38.486$; $\rho = 1000$ kg/m³

Phantom section: Flat Section

DASY5 Configuration:

- Probe: EX3DV4 - SN7522; ConvF(7.5, 7.5, 7.5) @ 2310 MHz; Calibrated: 2022/5/6
- Sensor-Surface: 1.4mm (Mechanical Surface Detection)
- Electronics: DAE4 Sn1354; Calibrated: 2022/10/31
- Phantom: Twin SAM; Type: Twin SAM V5.0; Serial: TP:1412
- Measurement SW: DASY52, Version 52.10 (2); SEMCAD X Version 14.6.12 (7470)

Area Scan (8x14x1): Measurement grid: dx=12mm, dy=12mm

Maximum value of SAR (measured) = 0.148 W/kg

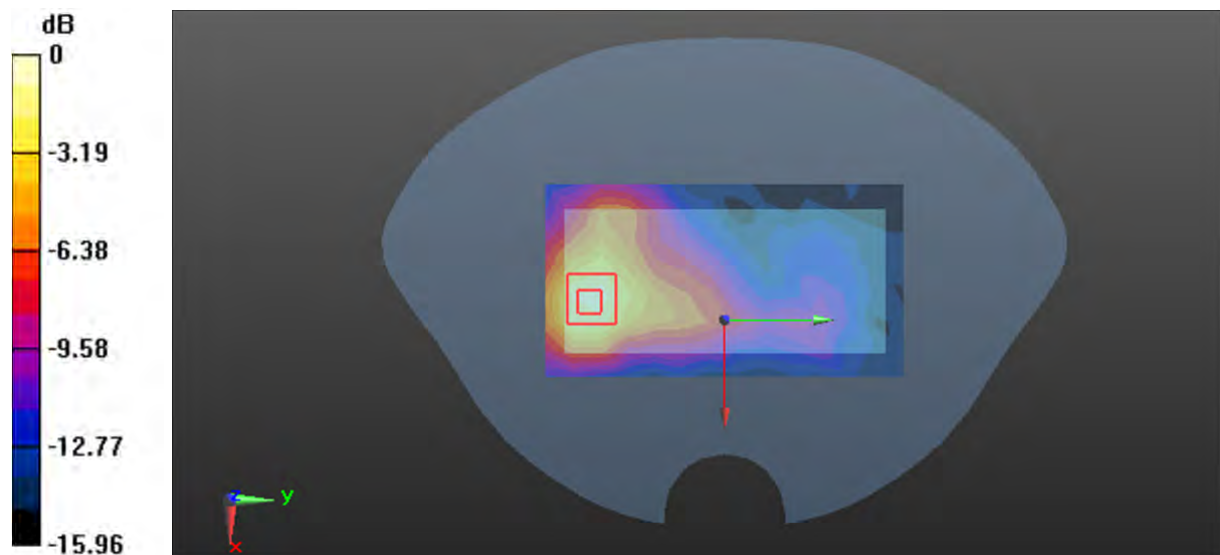
Zoom Scan (5x5x7)/Cube 0: Measurement grid: dx=8mm, dy=8mm, dz=5mm

Reference Value = 3.082 V/m; Power Drift = 0.05 dB

Peak SAR (extrapolated) = 0.196 W/kg

SAR(1 g) = 0.104 W/kg; SAR(10 g) = 0.055 W/kg

Maximum value of SAR (measured) = 0.160 W/kg



0 dB = 0.160 W/kg = -7.96 dBW/kg

Plot 110#: LTE Band 40 Lower 50%RB_Body Front_Mid**DUT: Mobile Phone; Type: TITAN; Serial: 22HY_1**

Communication System:Generic TDD-LTE (0); Frequency: 2310 MHz;Duty Cycle: 1:3.17

Medium parameters used: $f = 2310$ MHz; $\sigma = 1.735$ S/m; $\epsilon_r = 38.486$; $\rho = 1000$ kg/m³

Phantom section: Flat Section

DASY5 Configuration:

- Probe: EX3DV4 - SN7522; ConvF(7.5, 7.5, 7.5) @ 2310 MHz; Calibrated: 2022/5/6
- Sensor-Surface: 1.4mm (Mechanical Surface Detection)
- Electronics: DAE4 Sn1354; Calibrated: 2022/10/31
- Phantom: Twin SAM; Type: Twin SAM V5.0; Serial: TP:1412
- Measurement SW: DASY52, Version 52.10 (2); SEMCAD X Version 14.6.12 (7470)

Area Scan (8x14x1): Measurement grid: dx=12mm, dy=12mm

Maximum value of SAR (measured) = 0.111 W/kg

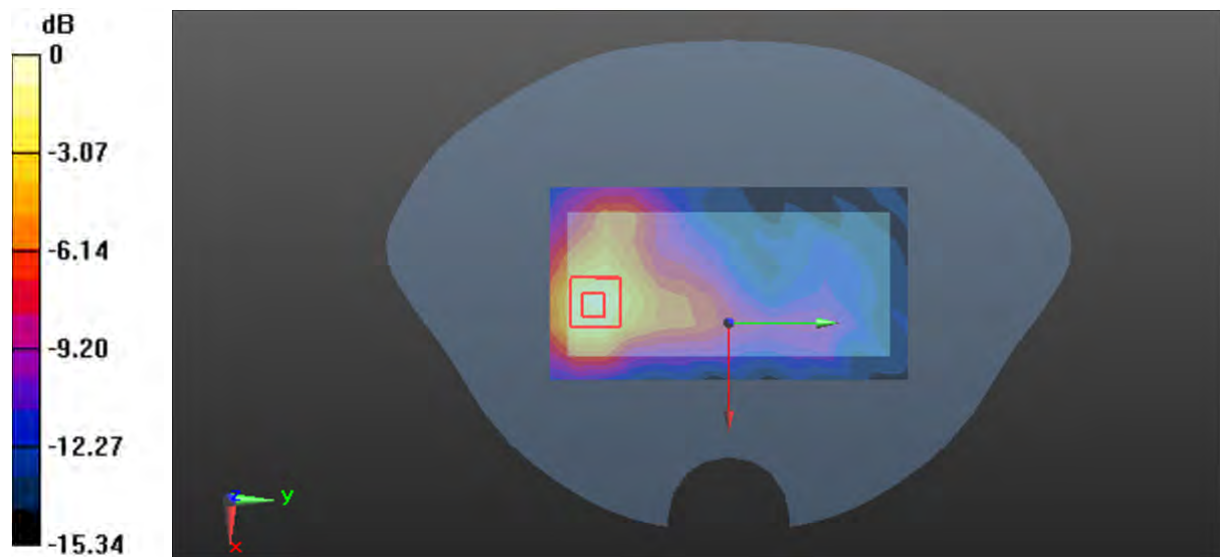
Zoom Scan (5x5x7)/Cube 0: Measurement grid: dx=8mm, dy=8mm, dz=5mm

Reference Value = 2.678 V/m; Power Drift = 0.12 dB

Peak SAR (extrapolated) = 0.155 W/kg

SAR(1 g) = 0.080 W/kg; SAR(10 g) = 0.042 W/kg

Maximum value of SAR (measured) = 0.127 W/kg



0 dB = 0.127 W/kg = -8.96 dBW/kg

Plot 111#: LTE Band 40 Lower 1RB_Body Back_Mid**DUT: Mobile Phone; Type: TITAN; Serial: 22HY_1**

Communication System:Generic TDD-LTE (0); Frequency: 2310 MHz;Duty Cycle: 1:3.17

Medium parameters used: $f = 2310$ MHz; $\sigma = 1.735$ S/m; $\epsilon_r = 38.486$; $\rho = 1000$ kg/m³

Phantom section: Flat Section

DASY5 Configuration:

- Probe: EX3DV4 - SN7522; ConvF(7.5, 7.5, 7.5) @ 2310 MHz; Calibrated: 2022/5/6
- Sensor-Surface: 1.4mm (Mechanical Surface Detection)
- Electronics: DAE4 Sn1354; Calibrated: 2022/10/31
- Phantom: Twin SAM; Type: Twin SAM V5.0; Serial: TP:1412
- Measurement SW: DASY52, Version 52.10 (2); SEMCAD X Version 14.6.12 (7470)

Area Scan (8x14x1): Measurement grid: dx=12mm, dy=12mm

Maximum value of SAR (measured) = 0.199 W/kg

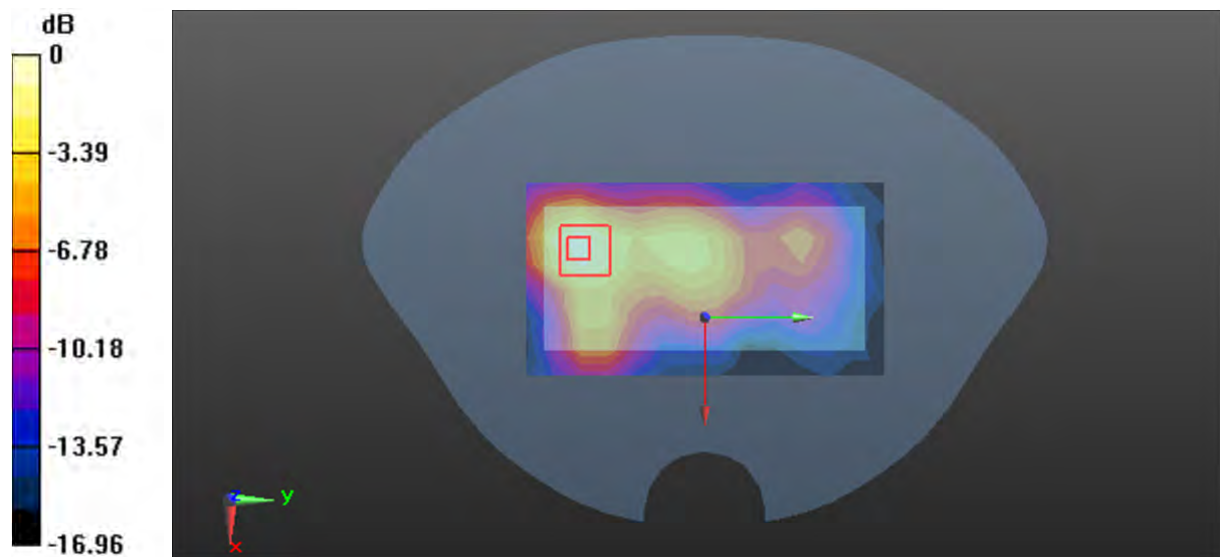
Zoom Scan (5x5x7)/Cube 0: Measurement grid: dx=8mm, dy=8mm, dz=5mm

Reference Value = 6.539 V/m; Power Drift = -0.04 dB

Peak SAR (extrapolated) = 0.262 W/kg

SAR(1 g) = 0.135 W/kg; SAR(10 g) = 0.070 W/kg

Maximum value of SAR (measured) = 0.215 W/kg



0 dB = 0.215 W/kg = -6.68 dBW/kg

Plot 112#: LTE Band 40 Lower 50%RB Mid**DUT: Mobile Phone; Type: TITAN; Serial: 22HY_1**

Communication System:Generic TDD-LTE (0); Frequency: 2310 MHz;Duty Cycle: 1:3.17

Medium parameters used: $f = 2310$ MHz; $\sigma = 1.735$ S/m; $\epsilon_r = 38.486$; $\rho = 1000$ kg/m³

Phantom section: Flat Section

DASY5 Configuration:

- Probe: EX3DV4 - SN7522; ConvF(7.5, 7.5, 7.5) @ 2310 MHz; Calibrated: 2022/5/6
- Sensor-Surface: 1.4mm (Mechanical Surface Detection)
- Electronics: DAE4 Sn1354; Calibrated: 2022/10/31
- Phantom: Twin SAM; Type: Twin SAM V5.0; Serial: TP:1412
- Measurement SW: DASY52, Version 52.10 (2); SEMCAD X Version 14.6.12 (7470)

Area Scan (8x14x1): Measurement grid: dx=12mm, dy=12mm

Maximum value of SAR (measured) = 0.150 W/kg

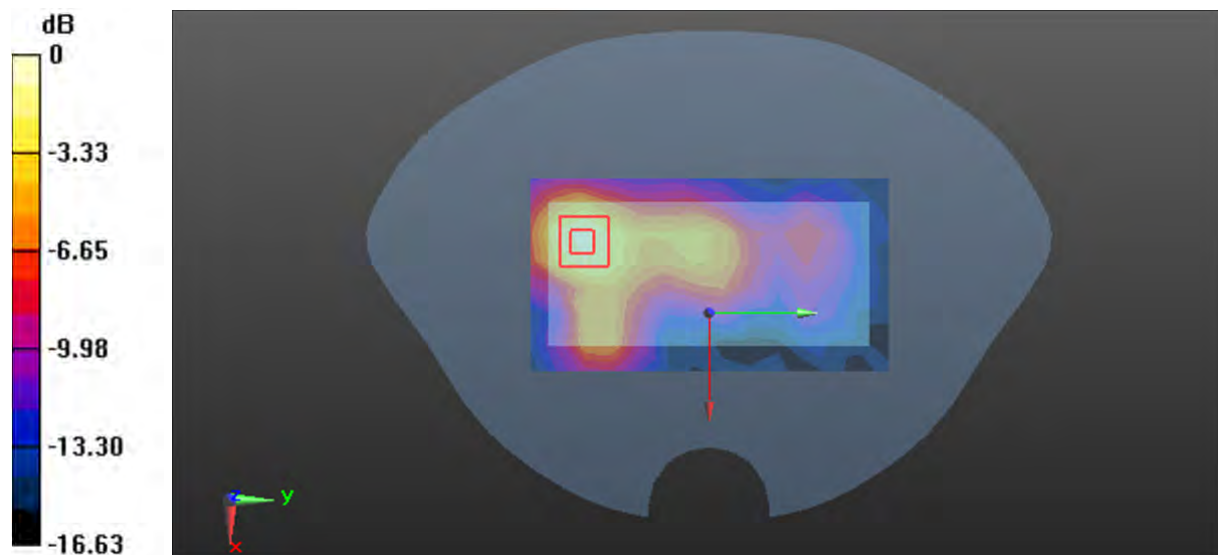
Zoom Scan (5x5x7)/Cube 0: Measurement grid: dx=8mm, dy=8mm, dz=5mm

Reference Value = 4.774 V/m; Power Drift = 0.14 dB

Peak SAR (extrapolated) = 0.201 W/kg

SAR(1 g) = 0.102 W/kg; SAR(10 g) = 0.052 W/kg

Maximum value of SAR (measured) = 0.163 W/kg



0 dB = 0.163 W/kg = -7.88 dBW/kg

Plot 113#: LTE Band 40 Upper 1RB_Head Left Cheek_Mid**DUT: Mobile Phone; Type: TITAN; Serial: 22HY_1**

Communication System: Generic TDD-LTE (0); Frequency: 2355 MHz; Duty Cycle: 1:3.07

Medium parameters used (measured): $f = 2355$ MHz; $\sigma = 1.768$ S/m; $\epsilon_r = 38.251$; $\rho = 1000$ kg/m³

Phantom section: Left Section

DASY5 Configuration:

- Probe: EX3DV4 - SN7522; ConvF(7.5, 7.5, 7.5) @ 2355 MHz; Calibrated: 2022/5/6
- Sensor-Surface: 1.4mm (Mechanical Surface Detection)
- Electronics: DAE4 Sn1354; Calibrated: 2022/10/31
- Phantom: Twin SAM; Type: Twin SAM V5.0; Serial: TP:1412
- Measurement SW: DASY52, Version 52.10 (2); SEMCAD X Version 14.6.12 (7470)

Area Scan (9x11x1): Measurement grid: dx=12mm, dy=12mm

Maximum value of SAR (measured) = 0.0435 W/kg


Zoom Scan (5x5x7)/Cube 0: Measurement grid: dx=8mm, dy=8mm, dz=5mm

Reference Value = 2.327 V/m; Power Drift = -0.10 dB

Peak SAR (extrapolated) = 0.0550 W/kg

SAR(1 g) = 0.031 W/kg; SAR(10 g) = 0.018 W/kg

Maximum value of SAR (measured) = 0.0448 W/kg



0 dB = 0.0448 W/kg = -13.49 dBW/kg

Plot 114#: LTE Band 40 Upper 50%RB_Head Left Cheek_Mid**DUT: Mobile Phone; Type: TITAN; Serial: 22HY_1**

Communication System:Generic TDD-LTE (0); Frequency: 2355 MHz;Duty Cycle: 1:3.07

Medium parameters used (measured): $f = 2355$ MHz; $\sigma = 1.768$ S/m; $\epsilon_r = 38.251$; $\rho = 1000$ kg/m³

Phantom section: Left Section

DASY5 Configuration:

- Probe: EX3DV4 - SN7522; ConvF(7.5, 7.5, 7.5) @ 2355 MHz; Calibrated: 2022/5/6
- Sensor-Surface: 1.4mm (Mechanical Surface Detection)
- Electronics: DAE4 Sn1354; Calibrated: 2022/10/31
- Phantom: Twin SAM; Type: Twin SAM V5.0; Serial: TP:1412
- Measurement SW: DASY52, Version 52.10 (2); SEMCAD X Version 14.6.12 (7470)

Area Scan (9x11x1): Measurement grid: dx=12mm, dy=12mm

Maximum value of SAR (measured) = 0.0314 W/kg


Zoom Scan (5x5x7)/Cube 0: Measurement grid: dx=8mm, dy=8mm, dz=5mm

Reference Value = 2.309 V/m; Power Drift = -0.18 dB

Peak SAR (extrapolated) = 0.0440 W/kg

SAR(1 g) = 0.023 W/kg; SAR(10 g) = 0.014 W/kg

Maximum value of SAR (measured) = 0.0335 W/kg



0 dB = 0.0335 W/kg = -14.75 dBW/kg

Plot 115#: LTE Band 40 Upper 1RB_Head Left Tilt_Mid**DUT: Mobile Phone; Type: TITAN; Serial: 22HY_1**

Communication System: Generic TDD-LTE (0); Frequency: 2355 MHz; Duty Cycle: 1:3.07

Medium parameters used (measured): $f = 2355$ MHz; $\sigma = 1.768$ S/m; $\epsilon_r = 38.251$; $\rho = 1000$ kg/m³

Phantom section: Left Section

DASY5 Configuration:

- Probe: EX3DV4 - SN7522; ConvF(7.5, 7.5, 7.5) @ 2355 MHz; Calibrated: 2022/5/6
- Sensor-Surface: 1.4mm (Mechanical Surface Detection)
- Electronics: DAE4 Sn1354; Calibrated: 2022/10/31
- Phantom: Twin SAM; Type: Twin SAM V5.0; Serial: TP:1412
- Measurement SW: DASY52, Version 52.10 (2); SEMCAD X Version 14.6.12 (7470)

Area Scan (9x11x1): Measurement grid: dx=12mm, dy=12mm

Maximum value of SAR (measured) = 0.0189 W/kg


Zoom Scan (5x5x7)/Cube 0: Measurement grid: dx=8mm, dy=8mm, dz=5mm

Reference Value = 2.477 V/m; Power Drift = 0.19 dB

Peak SAR (extrapolated) = 0.0240 W/kg

SAR(1 g) = 0.013 W/kg; SAR(10 g) = 0.00881 W/kg

Maximum value of SAR (measured) = 0.0195 W/kg



0 dB = 0.0195 W/kg = -17.10 dBW/kg

Plot 116#: LTE Band 40 Upper 50%RB_Head Left Tilt_Mid**DUT: Mobile Phone; Type: TITAN; Serial: 22HY_1**

Communication System:Generic TDD-LTE (0); Frequency: 2355 MHz;Duty Cycle: 1:3.07

Medium parameters used (measured): $f = 2355$ MHz; $\sigma = 1.768$ S/m; $\epsilon_r = 38.251$; $\rho = 1000$ kg/m³

Phantom section: Left Section

DASY5 Configuration:

- Probe: EX3DV4 - SN7522; ConvF(7.5, 7.5, 7.5) @ 2355 MHz; Calibrated: 2022/5/6
- Sensor-Surface: 1.4mm (Mechanical Surface Detection)
- Electronics: DAE4 Sn1354; Calibrated: 2022/10/31
- Phantom: Twin SAM; Type: Twin SAM V5.0; Serial: TP:1412
- Measurement SW: DASY52, Version 52.10 (2); SEMCAD X Version 14.6.12 (7470)

Area Scan (9x11x1): Measurement grid: dx=12mm, dy=12mm

Maximum value of SAR (measured) = 0.0140 W/kg

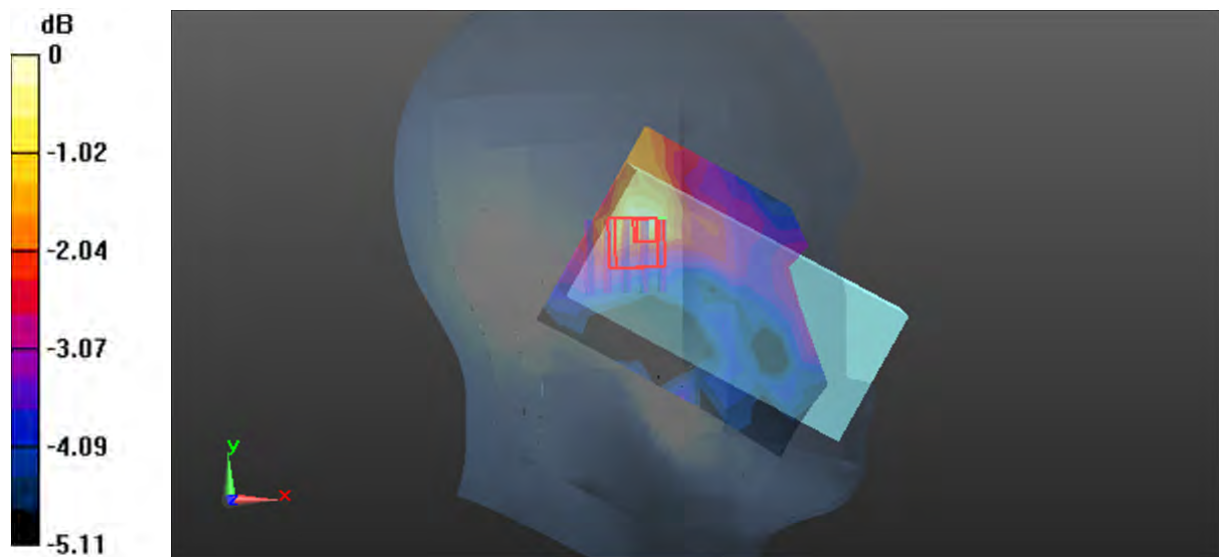
Zoom Scan (5x5x7)/Cube 0: Measurement grid: dx=8mm, dy=8mm, dz=5mm

Reference Value = 2.352 V/m; Power Drift = 0.13 dB

Peak SAR (extrapolated) = 0.0180 W/kg

SAR(1 g) = 0.010 W/kg; SAR(10 g) = 0.00509 W/kg

Maximum value of SAR (measured) = 0.0149 W/kg



0 dB = 0.0149 W/kg = -18.27 dBW/kg

Plot 117#: LTE Band 40 Upper 1RB_Head Right Cheek_Mid**DUT: Mobile Phone; Type: TITAN; Serial: 22HY_1**

Communication System: Generic TDD-LTE (0); Frequency: 2355 MHz; Duty Cycle: 1:3.07

Medium parameters used (measured): $f = 2355$ MHz; $\sigma = 1.768$ S/m; $\epsilon_r = 38.251$; $\rho = 1000$ kg/m³

Phantom section: Right Section

DASY5 Configuration:

- Probe: EX3DV4 - SN7522; ConvF(7.5, 7.5, 7.5) @ 2355 MHz; Calibrated: 2022/5/6
- Sensor-Surface: 1.4mm (Mechanical Surface Detection)
- Electronics: DAE4 Sn1354; Calibrated: 2022/10/31
- Phantom: Twin SAM; Type: Twin SAM V5.0; Serial: TP:1412
- Measurement SW: DASY52, Version 52.10 (2); SEMCAD X Version 14.6.12 (7470)

Area Scan (9x11x1): Measurement grid: dx=12mm, dy=12mm

Maximum value of SAR (measured) = 0.0729 W/kg


Zoom Scan (5x5x7)/Cube 0: Measurement grid: dx=8mm, dy=8mm, dz=5mm

Reference Value = 2.540 V/m; Power Drift = 0.19 dB

Peak SAR (extrapolated) = 0.0910 W/kg

SAR(1 g) = 0.054 W/kg; SAR(10 g) = 0.034 W/kg

Maximum value of SAR (measured) = 0.0773 W/kg



0 dB = 0.0773 W/kg = -11.12 dBW/kg

Plot 118#: LTE Band 40 Upper 50%RB _Head Right Cheek _Mid**DUT: Mobile Phone; Type: TITAN; Serial: 22HY_1**

Communication System: Generic TDD-LTE (0); Frequency: 2355 MHz; Duty Cycle: 1:3.07

Medium parameters used (measured): $f = 2355$ MHz; $\sigma = 1.768$ S/m; $\epsilon_r = 38.251$; $\rho = 1000$ kg/m³

Phantom section: Right Section

DASY5 Configuration:

- Probe: EX3DV4 - SN7522; ConvF(7.5, 7.5, 7.5) @ 2355 MHz; Calibrated: 2022/5/6
- Sensor-Surface: 1.4mm (Mechanical Surface Detection)
- Electronics: DAE4 Sn1354; Calibrated: 2022/10/31
- Phantom: Twin SAM; Type: Twin SAM V5.0; Serial: TP:1412
- Measurement SW: DASY52, Version 52.10 (2); SEMCAD X Version 14.6.12 (7470)

Area Scan (9x11x1): Measurement grid: dx=12mm, dy=12mm

Maximum value of SAR (measured) = 0.0585 W/kg


Zoom Scan (5x5x7)/Cube 0: Measurement grid: dx=8mm, dy=8mm, dz=5mm

Reference Value = 2.386 V/m; Power Drift = 0.14 dB

Peak SAR (extrapolated) = 0.0740 W/kg

SAR(1 g) = 0.041 W/kg; SAR(10 g) = 0.026 W/kg

Maximum value of SAR (measured) = 0.0608 W/kg



0 dB = 0.0608 W/kg = -12.16 dBW/kg

Plot 119#: LTE Band 40 Upper 1RB_Head Right Tilt_Mid**DUT: Mobile Phone; Type: TITAN; Serial: 22HY_1**

Communication System:Generic TDD-LTE (0); Frequency: 2355 MHz;Duty Cycle: 1:3.07

Medium parameters used (measured): $f = 2355$ MHz; $\sigma = 1.768$ S/m; $\epsilon_r = 38.251$; $\rho = 1000$ kg/m³

Phantom section: Right Section

DASY5 Configuration:

- Probe: EX3DV4 - SN7522; ConvF(7.5, 7.5, 7.5) @ 2355 MHz; Calibrated: 2022/5/6
- Sensor-Surface: 1.4mm (Mechanical Surface Detection)
- Electronics: DAE4 Sn1354; Calibrated: 2022/10/31
- Phantom: Twin SAM; Type: Twin SAM V5.0; Serial: TP:1412
- Measurement SW: DASY52, Version 52.10 (2); SEMCAD X Version 14.6.12 (7470)

Area Scan (9x11x1): Measurement grid: dx=12mm, dy=12mm

Maximum value of SAR (measured) = 0.0478 W/kg

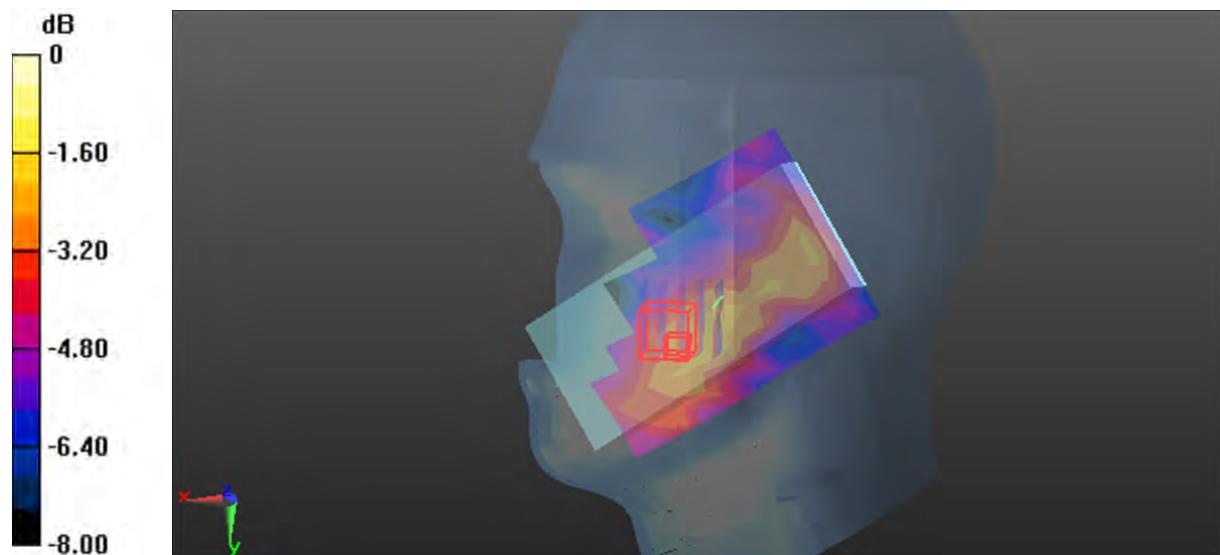
Zoom Scan (5x5x7)/Cube 0: Measurement grid: dx=8mm, dy=8mm, dz=5mm

Reference Value = 2.787 V/m; Power Drift = -0.09 dB

Peak SAR (extrapolated) = 0.220 W/kg

SAR(1 g) = 0.039 W/kg; SAR(10 g) = 0.015 W/kg

Maximum value of SAR (measured) = 0.0493 W/kg



0 dB = 0.0493 W/kg = -13.07 dBW/kg

Plot 120#: LTE Band 40 Upper 50%RB_Head Right Tilt_Mid**DUT: Mobile Phone; Type: TITAN; Serial: 22HY_1**

Communication System:Generic TDD-LTE (0); Frequency: 2355 MHz;Duty Cycle: 1:3.07

Medium parameters used (measured): $f = 2355$ MHz; $\sigma = 1.768$ S/m; $\epsilon_r = 38.251$; $\rho = 1000$ kg/m³

Phantom section: Right Section

DASY5 Configuration:

- Probe: EX3DV4 - SN7522; ConvF(7.5, 7.5, 7.5) @ 2355 MHz; Calibrated: 2022/5/6
- Sensor-Surface: 1.4mm (Mechanical Surface Detection)
- Electronics: DAE4 Sn1354; Calibrated: 2022/10/31
- Phantom: Twin SAM; Type: Twin SAM V5.0; Serial: TP:1412
- Measurement SW: DASY52, Version 52.10 (2); SEMCAD X Version 14.6.12 (7470)

Area Scan (9x11x1): Measurement grid: dx=12mm, dy=12mm

Maximum value of SAR (measured) = 0.0157 W/kg


Zoom Scan (5x5x7)/Cube 0: Measurement grid: dx=8mm, dy=8mm, dz=5mm

Reference Value = 2.397 V/m; Power Drift = 0.01 dB

Peak SAR (extrapolated) = 0.0290 W/kg

SAR(1 g) = 0.013 W/kg; SAR(10 g) = 0.00452 W/kg

Maximum value of SAR (measured) = 0.0144 W/kg



0 dB = 0.0144 W/kg = -18.42 dBW/kg

Plot 121#: LTE Band 40 Upper 1RB_Body Front_Mid**DUT: Mobile Phone; Type: TITAN; Serial: 22HY_1**

Communication System:Generic TDD-LTE (0); Frequency: 2355 MHz;Duty Cycle: 1:3.07

Medium parameters used (measured): $f = 2355$ MHz; $\sigma = 1.768$ S/m; $\epsilon_r = 38.251$; $\rho = 1000$ kg/m³

Phantom section: Flat Section

DASY5 Configuration:

- Probe: EX3DV4 - SN7522; ConvF(7.5, 7.5, 7.5) @ 2355 MHz; Calibrated: 2022/5/6
- Sensor-Surface: 1.4mm (Mechanical Surface Detection)
- Electronics: DAE4 Sn1354; Calibrated: 2022/10/31
- Phantom: Twin SAM; Type: Twin SAM V5.0; Serial: TP:1412
- Measurement SW: DASY52, Version 52.10 (2); SEMCAD X Version 14.6.12 (7470)

Area Scan (8x14x1): Measured grid: dx=12mm, dy=12mm

Maximum value of SAR (measured) = 0.171 W/kg

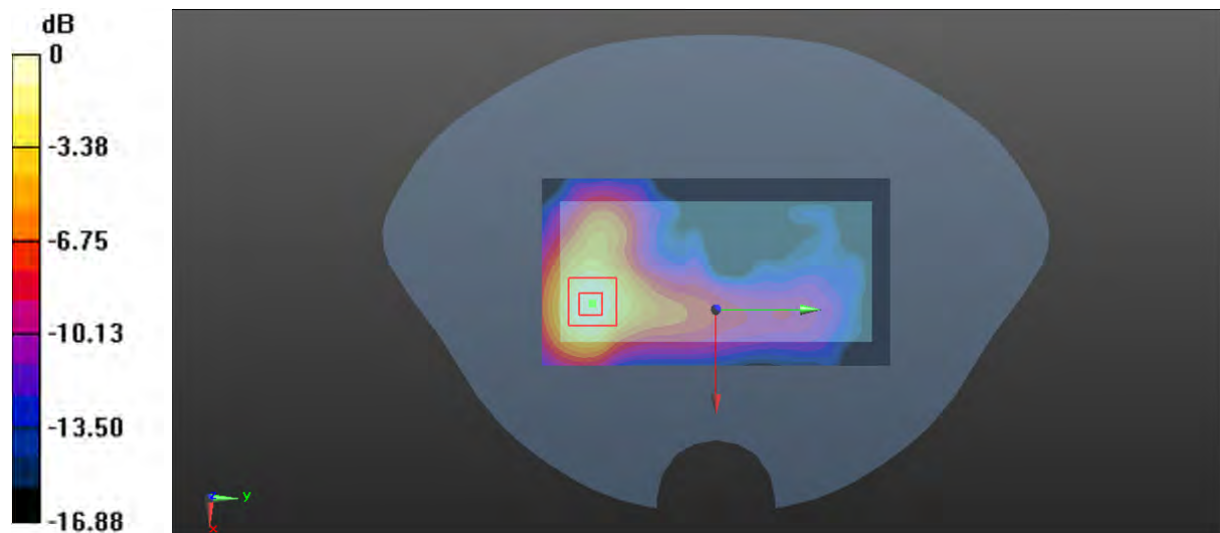
Zoom Scan (5x5x7)/Cube 0: Measurement grid: dx=8mm, dy=8mm, dz=5mm

Reference Value = 2.066 V/m; Power Drift = 0.19 dB

Peak SAR (extrapolated) = 0.205 W/kg

SAR(1 g) = 0.108 W/kg; SAR(10 g) = 0.057 W/kg

Maximum value of SAR (measured) = 0.169 W/kg



0 dB = 0.169 W/kg = -7.72 dBW/kg

Plot 122#: LTE Band 40 Upper 50%RB_ Body Front_Mid**DUT: Mobile Phone; Type: TITAN; Serial: 22HY_1**

Communication System:Generic TDD-LTE (0); Frequency: 2355 MHz;Duty Cycle: 1:3.07

Medium parameters used (measured): $f = 2355$ MHz; $\sigma = 1.768$ S/m; $\epsilon_r = 38.251$; $\rho = 1000$ kg/m³

Phantom section: Flat Section

DASY5 Configuration:

- Probe: EX3DV4 - SN7522; ConvF(7.5, 7.5, 7.5) @ 2355 MHz; Calibrated: 2022/5/6
- Sensor-Surface: 1.4mm (Mechanical Surface Detection)
- Electronics: DAE4 Sn1354; Calibrated: 2022/10/31
- Phantom: Twin SAM; Type: Twin SAM V5.0; Serial: TP:1412
- Measurement SW: DASY52, Version 52.10 (2); SEMCAD X Version 14.6.12 (7470)

Area Scan (8x14x1): Measured grid: dx=12mm, dy=12mm

Maximum value of SAR (measured) = 0.167 W/kg

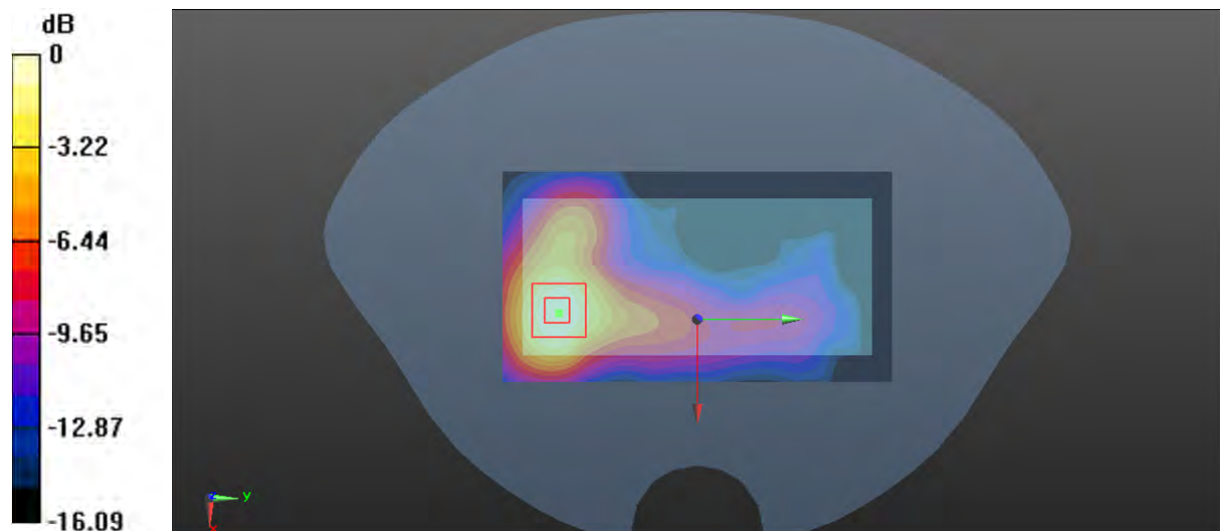
Zoom Scan (5x5x7)/Cube 0: Measurement grid: dx=8mm, dy=8mm, dz=5mm

Reference Value = 2.153 V/m; Power Drift = 0.06 dB

Peak SAR (extrapolated) = 0.204 W/kg

SAR(1 g) = 0.109 W/kg; SAR(10 g) = 0.057 W/kg

Maximum value of SAR (measured) = 0.167 W/kg



0 dB = 0.167 W/kg = -7.77 dBW/kg

Plot 123#: LTE Band 40 Upper 1RB_Body Back_Mid**DUT: Mobile Phone; Type: TITAN; Serial: 22HY_1**

Communication System:Generic TDD-LTE (0); Frequency: 2355 MHz;Duty Cycle: 1:3.07

Medium parameters used (measured): $f = 2355$ MHz; $\sigma = 1.768$ S/m; $\epsilon_r = 38.251$; $\rho = 1000$ kg/m³

Phantom section: Flat Section

DASY5 Configuration:

- Probe: EX3DV4 - SN7522; ConvF(7.5, 7.5, 7.5) @ 2355 MHz; Calibrated: 2022/5/6
- Sensor-Surface: 1.4mm (Mechanical Surface Detection)
- Electronics: DAE4 Sn1354; Calibrated: 2022/10/31
- Phantom: Twin SAM; Type: Twin SAM V5.0; Serial: TP:1412
- Measurement SW: DASY52, Version 52.10 (2); SEMCAD X Version 14.6.12 (7470)

Area Scan (8x14x1): Measured grid: dx=12mm, dy=12mm

Maximum value of SAR (measured) = 0.278 W/kg

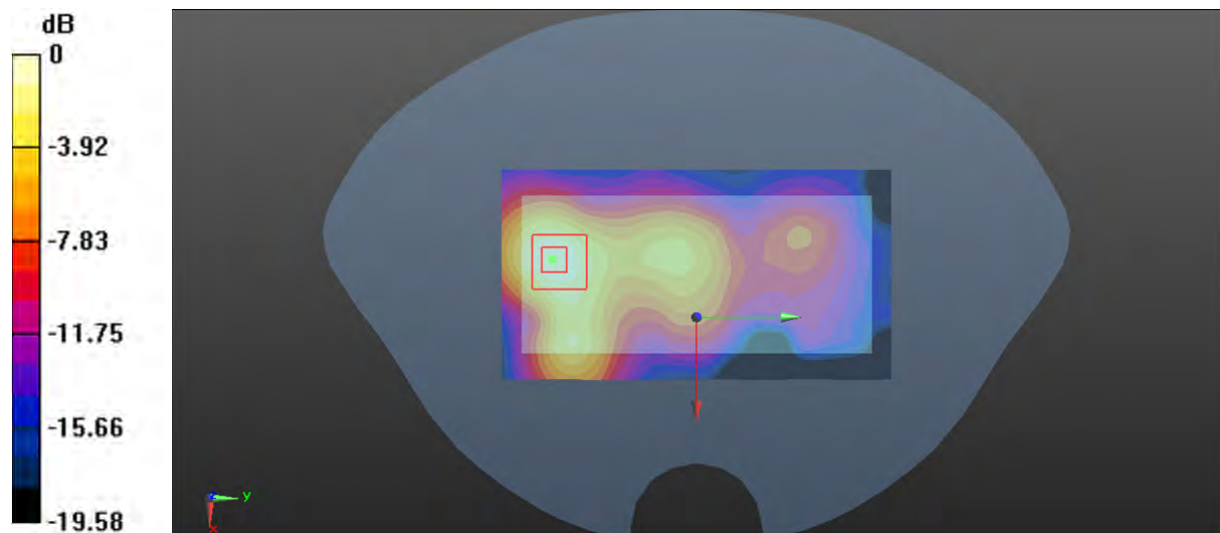
Zoom Scan (5x5x7)/Cube 0: Measurement grid: dx=8mm, dy=8mm, dz=5mm

Reference Value = 6.674 V/m; Power Drift = 0.12 dB

Peak SAR (extrapolated) = 0.339 W/kg

SAR(1 g) = 0.177 W/kg; SAR(10 g) = 0.091 W/kg

Maximum value of SAR (measured) = 0.279 W/kg



0 dB = 0.279 W/kg = -5.54 dBW/kg

Plot 124#: LTE Band 40 Upper 50%RB_Body Back_Mid**DUT: Mobile Phone; Type: TITAN; Serial: 22HY_1**

Communication System:Generic TDD-LTE (0); Frequency: 2355 MHz;Duty Cycle: 1:3.07

Medium parameters used (measured): $f = 2355$ MHz; $\sigma = 1.768$ S/m; $\epsilon_r = 38.251$; $\rho = 1000$ kg/m³

Phantom section: Flat Section

DASY5 Configuration:

- Probe: EX3DV4 - SN7522; ConvF(7.5, 7.5, 7.5) @ 2355 MHz; Calibrated: 2022/5/6
- Sensor-Surface: 1.4mm (Mechanical Surface Detection)
- Electronics: DAE4 Sn1354; Calibrated: 2022/10/31
- Phantom: Twin SAM; Type: Twin SAM V5.0; Serial: TP:1412
- Measurement SW: DASY52, Version 52.10 (2); SEMCAD X Version 14.6.12 (7470)

Area Scan (8x14x1): Measured grid: dx=12mm, dy=12mm

Maximum value of SAR (measured) = 0.261 W/kg

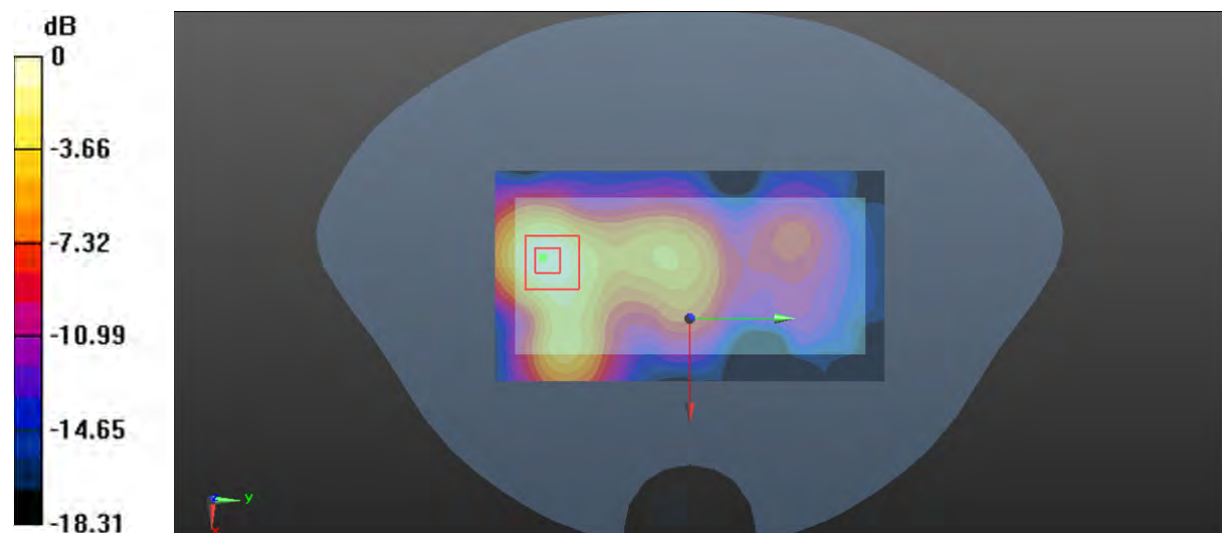
Zoom Scan (5x5x7)/Cube 0: Measurement grid: dx=8mm, dy=8mm, dz=5mm

Reference Value = 6.419 V/m; Power Drift = 0.05 dB

Peak SAR (extrapolated) = 0.319 W/kg

SAR(1 g) = 0.164 W/kg; SAR(10 g) = 0.084 W/kg

Maximum value of SAR (measured) = 0.258 W/kg



0 dB = 0.258 W/kg = -5.88 dBW/kg

Plot 125#: LTE Band 41 1RB_Head Left Cheek_Mid**DUT: Mobile Phone; Type: TITAN; Serial: 22HY_1**

Communication System: Generic TDD-LTE (0); Frequency: 2605 MHz; Duty Cycle: 1:1.58

Medium parameters used: $f = 2605$ MHz; $\sigma = 1.894$ S/m; $\epsilon_r = 37.043$; $\rho = 1000$ kg/m³

Phantom section: Left Section

DASY5 Configuration:

- Probe: EX3DV4 - SN7522; ConvF(7.02, 7.02, 7.02) @ 2605 MHz; Calibrated: 2022/5/6
- Sensor-Surface: 1.4mm (Mechanical Surface Detection)
- Electronics: DAE4 Sn1354; Calibrated: 2022/10/31
- Phantom: Twin SAM; Type: Twin SAM V5.0; Serial: TP:1412
- Measurement SW: DASY52, Version 52.10 (2); SEMCAD X Version 14.6.12 (7470)

Area Scan (9x11x1): Measurement grid: dx=12mm, dy=12mm

Maximum value of SAR (measured) = 0.130 W/kg

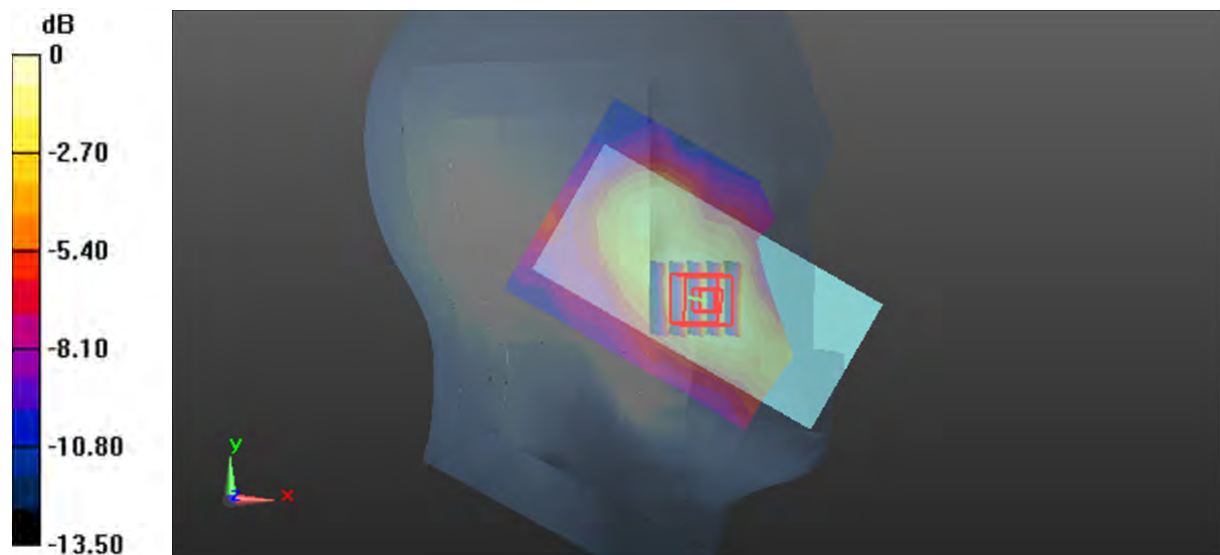
Zoom Scan (5x5x7)/Cube 0: Measurement grid: dx=8mm, dy=8mm, dz=5mm

Reference Value = 2.898 V/m; Power Drift = 0.14 dB

Peak SAR (extrapolated) = 0.157 W/kg

SAR(1 g) = 0.089 W/kg; SAR(10 g) = 0.051 W/kg

Maximum value of SAR (measured) = 0.132 W/kg



0 dB = 0.132 W/kg = -8.79 dBW/kg

Plot 126#: LTE Band 41 50%RB_Head Left Cheek_Mid**DUT: Mobile Phone; Type: TITAN; Serial: 22HY_1**

Communication System:Generic TDD-LTE (0); Frequency: 2605 MHz;Duty Cycle: 1:1.58

Medium parameters used: $f = 2605$ MHz; $\sigma = 1.894$ S/m; $\epsilon_r = 37.043$; $\rho = 1000$ kg/m³

Phantom section: Left Section

DASY5 Configuration:

- Probe: EX3DV4 - SN7522; ConvF(7.02, 7.02, 7.02) @ 2605 MHz; Calibrated: 2022/5/6
- Sensor-Surface: 1.4mm (Mechanical Surface Detection)
- Electronics: DAE4 Sn1354; Calibrated: 2022/10/31
- Phantom: Twin SAM; Type: Twin SAM V5.0; Serial: TP:1412
- Measurement SW: DASY52, Version 52.10 (2); SEMCAD X Version 14.6.12 (7470)

Area Scan (9x11x1): Measurement grid: dx=12mm, dy=12mm

Maximum value of SAR (measured) = 0.0951 W/kg

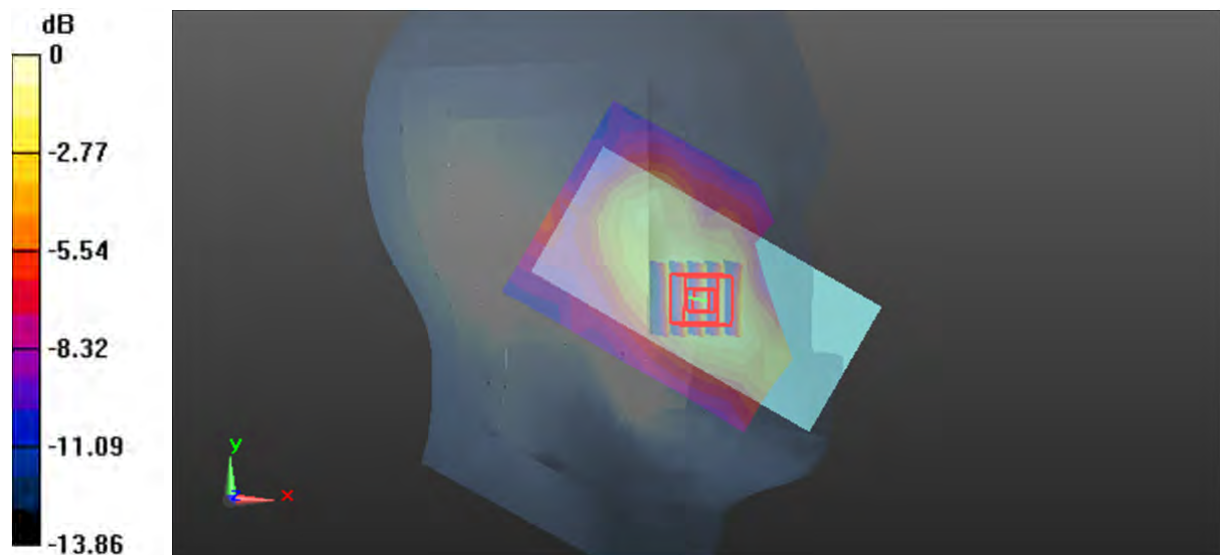
Zoom Scan (5x5x7)/Cube 0: Measurement grid: dx=8mm, dy=8mm, dz=5mm

Reference Value = 2.871 V/m; Power Drift = -0.12 dB

Peak SAR (extrapolated) = 0.125 W/kg

SAR(1 g) = 0.069 W/kg; SAR(10 g) = 0.040 W/kg

Maximum value of SAR (measured) = 0.103 W/kg



0 dB = 0.103 W/kg = -9.87 dBW/kg

Plot 127#: LTE Band 41 1RB_Head Left Tilt_Mid**DUT: Mobile Phone; Type: TITAN; Serial: 22HY_1**

Communication System: Generic TDD-LTE (0); Frequency: 2605 MHz; Duty Cycle: 1:1.58

Medium parameters used: $f = 2605$ MHz; $\sigma = 1.894$ S/m; $\epsilon_r = 37.043$; $\rho = 1000$ kg/m³

Phantom section: Left Section

DASY5 Configuration:

- Probe: EX3DV4 - SN7522; ConvF(7.02, 7.02, 7.02) @ 2605 MHz; Calibrated: 2022/5/6
- Sensor-Surface: 1.4mm (Mechanical Surface Detection)
- Electronics: DAE4 Sn1354; Calibrated: 2022/10/31
- Phantom: Twin SAM; Type: Twin SAM V5.0; Serial: TP:1412
- Measurement SW: DASY52, Version 52.10 (2); SEMCAD X Version 14.6.12 (7470)

Area Scan (9x11x1): Measurement grid: dx=12mm, dy=12mm

Maximum value of SAR (measured) = 0.0562 W/kg


Zoom Scan (5x5x7)/Cube 0: Measurement grid: dx=8mm, dy=8mm, dz=5mm

Reference Value = 3.238 V/m; Power Drift = 0.16 dB

Peak SAR (extrapolated) = 0.0760 W/kg

SAR(1 g) = 0.044 W/kg; SAR(10 g) = 0.025 W/kg

Maximum value of SAR (measured) = 0.0618 W/kg



0 dB = 0.0618 W/kg = -12.09 dBW/kg

Plot 128#: LTE Band 41 50%RB_Head Left Tilt_Mid**DUT: Mobile Phone; Type: TITAN; Serial: 22HY_1**

Communication System:Generic TDD-LTE (0); Frequency: 2605 MHz;Duty Cycle: 1:1.58

Medium parameters used: $f = 2605$ MHz; $\sigma = 1.894$ S/m; $\epsilon_r = 37.043$; $\rho = 1000$ kg/m³

Phantom section: Left Section

DASY5 Configuration:

- Probe: EX3DV4 - SN7522; ConvF(7.02, 7.02, 7.02) @ 2605 MHz; Calibrated: 2022/5/6
- Sensor-Surface: 1.4mm (Mechanical Surface Detection)
- Electronics: DAE4 Sn1354; Calibrated: 2022/10/31
- Phantom: Twin SAM; Type: Twin SAM V5.0; Serial: TP:1412
- Measurement SW: DASY52, Version 52.10 (2); SEMCAD X Version 14.6.12 (7470)

Area Scan (9x11x1): Measurement grid: dx=12mm, dy=12mm

Maximum value of SAR (measured) = 0.0440 W/kg


Zoom Scan (5x5x7)/Cube 0: Measurement grid: dx=8mm, dy=8mm, dz=5mm

Reference Value = 2.815 V/m; Power Drift = 0.17 dB

Peak SAR (extrapolated) = 0.0610 W/kg

SAR(1 g) = 0.034 W/kg; SAR(10 g) = 0.020 W/kg

Maximum value of SAR (measured) = 0.0495 W/kg



0 dB = 0.0495 W/kg = -13.05 dBW/kg

Plot 129#: LTE Band 41 1RB_Head Right Cheek_Mid**DUT: Mobile Phone; Type: TITAN; Serial: 22HY_1**

Communication System: Generic TDD-LTE (0); Frequency: 2605 MHz; Duty Cycle: 1:1.58

Medium parameters used: $f = 2605$ MHz; $\sigma = 1.894$ S/m; $\epsilon_r = 37.043$; $\rho = 1000$ kg/m³

Phantom section: Right Section

DASY5 Configuration:

- Probe: EX3DV4 - SN7522; ConvF(7.02, 7.02, 7.02) @ 2605 MHz; Calibrated: 2022/5/6
- Sensor-Surface: 1.4mm (Mechanical Surface Detection)
- Electronics: DAE4 Sn1354; Calibrated: 2022/10/31
- Phantom: Twin SAM; Type: Twin SAM V5.0; Serial: TP:1412
- Measurement SW: DASY52, Version 52.10 (2); SEMCAD X Version 14.6.12 (7470)

Area Scan (9x11x1): Measurement grid: dx=12mm, dy=12mm

Maximum value of SAR (measured) = 0.0828 W/kg

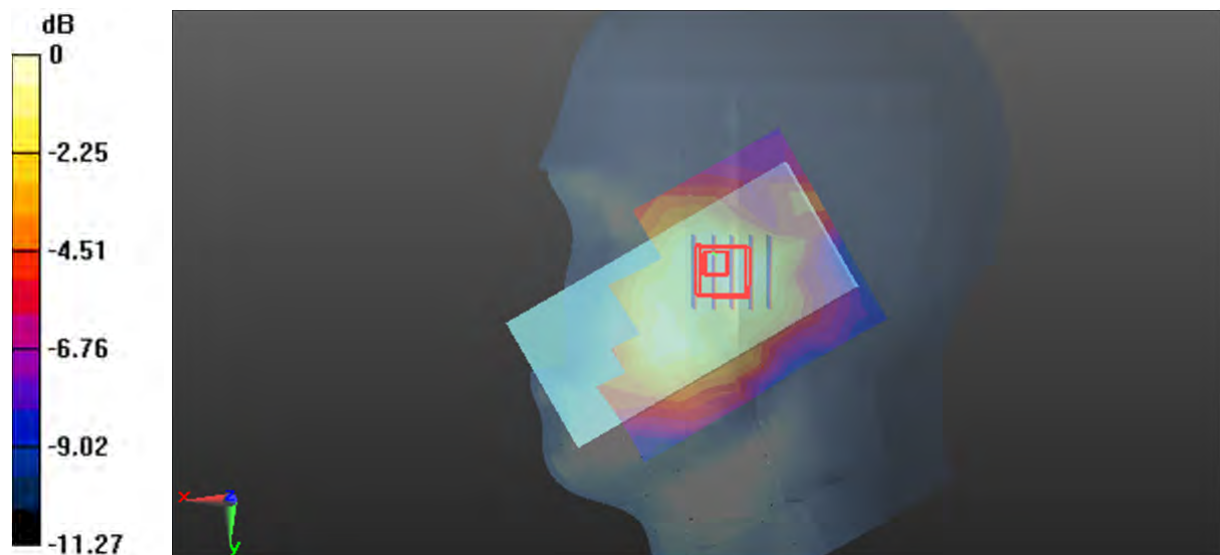
Zoom Scan (5x5x7)/Cube 0: Measurement grid: dx=8mm, dy=8mm, dz=5mm

Reference Value = 2.775 V/m; Power Drift = 0.10 dB

Peak SAR (extrapolated) = 0.0900 W/kg

SAR(1 g) = 0.054 W/kg; SAR(10 g) = 0.034 W/kg

Maximum value of SAR (measured) = 0.0756 W/kg



0 dB = 0.0756 W/kg = -11.21 dBW/kg

Plot 130#: LTE Band 41 50%RB_Head Right Cheek_Mid**DUT: Mobile Phone; Type: TITAN; Serial: 22HY_1**

Communication System:Generic TDD-LTE (0); Frequency: 2605 MHz;Duty Cycle: 1:1.58

Medium parameters used: $f = 2605$ MHz; $\sigma = 1.894$ S/m; $\epsilon_r = 37.043$; $\rho = 1000$ kg/m³

Phantom section: Right Section

DASY5 Configuration:

- Probe: EX3DV4 - SN7522; ConvF(7.02, 7.02, 7.02) @ 2605 MHz; Calibrated: 2022/5/6
- Sensor-Surface: 1.4mm (Mechanical Surface Detection)
- Electronics: DAE4 Sn1354; Calibrated: 2022/10/31
- Phantom: Twin SAM; Type: Twin SAM V5.0; Serial: TP:1412
- Measurement SW: DASY52, Version 52.10 (2); SEMCAD X Version 14.6.12 (7470)

Area Scan (9x11x1): Measurement grid: dx=12mm, dy=12mm

Maximum value of SAR (measured) = 0.0529 W/kg


Zoom Scan (5x5x7)/Cube 0: Measurement grid: dx=8mm, dy=8mm, dz=5mm

Reference Value = 2.549 V/m; Power Drift = -0.17 dB

Peak SAR (extrapolated) = 0.0650 W/kg

SAR(1 g) = 0.038 W/kg; SAR(10 g) = 0.025 W/kg

Maximum value of SAR (measured) = 0.0534 W/kg



0 dB = 0.0534 W/kg = -12.72 dBW/kg

Plot 131#: LTE Band 41 1RB_Head Right Tilt_Mid**DUT: Mobile Phone; Type: TITAN; Serial: 22HY_1**

Communication System:Generic TDD-LTE (0); Frequency: 2605 MHz;Duty Cycle: 1:1.58

Medium parameters used: $f = 2605$ MHz; $\sigma = 1.894$ S/m; $\epsilon_r = 37.043$; $\rho = 1000$ kg/m³

Phantom section: Right Section

DASY5 Configuration:

- Probe: EX3DV4 - SN7522; ConvF(7.02, 7.02, 7.02) @ 2605 MHz; Calibrated: 2022/5/6
- Sensor-Surface: 1.4mm (Mechanical Surface Detection)
- Electronics: DAE4 Sn1354; Calibrated: 2022/10/31
- Phantom: Twin SAM; Type: Twin SAM V5.0; Serial: TP:1412
- Measurement SW: DASY52, Version 52.10 (2); SEMCAD X Version 14.6.12 (7470)

Area Scan (9x11x1): Measurement grid: dx=12mm, dy=12mm

Maximum value of SAR (measured) = 0.0655 W/kg


Zoom Scan (5x5x7)/Cube 0: Measurement grid: dx=8mm, dy=8mm, dz=5mm

Reference Value = 3.264 V/m; Power Drift = 0.13 dB

Peak SAR (extrapolated) = 0.0810 W/kg

SAR(1 g) = 0.046 W/kg; SAR(10 g) = 0.028 W/kg

Maximum value of SAR (measured) = 0.0674 W/kg



0 dB = 0.0674 W/kg = -11.71 dBW/kg

Plot 132#: LTE Band 41 50%RB_Head Right Tilt_Mid**DUT: Mobile Phone; Type: TITAN; Serial: 22HY_1**

Communication System:Generic TDD-LTE (0); Frequency: 2605 MHz;Duty Cycle: 1:1.58

Medium parameters used: $f = 2605$ MHz; $\sigma = 1.894$ S/m; $\epsilon_r = 37.043$; $\rho = 1000$ kg/m³

Phantom section: Right Section

DASY5 Configuration:

- Probe: EX3DV4 - SN7522; ConvF(7.02, 7.02, 7.02) @ 2605 MHz; Calibrated: 2022/5/6
- Sensor-Surface: 1.4mm (Mechanical Surface Detection)
- Electronics: DAE4 Sn1354; Calibrated: 2022/10/31
- Phantom: Twin SAM; Type: Twin SAM V5.0; Serial: TP:1412
- Measurement SW: DASY52, Version 52.10 (2); SEMCAD X Version 14.6.12 (7470)

Area Scan (9x11x1): Measurement grid: dx=12mm, dy=12mm

Maximum value of SAR (measured) = 0.0496 W/kg


Zoom Scan (5x5x7)/Cube 0: Measurement grid: dx=8mm, dy=8mm, dz=5mm

Reference Value = 2.946 V/m; Power Drift = -0.08 dB

Peak SAR (extrapolated) = 0.0590 W/kg

SAR(1 g) = 0.035 W/kg; SAR(10 g) = 0.022 W/kg

Maximum value of SAR (measured) = 0.0495 W/kg



0 dB = 0.0495 W/kg = -13.05 dBW/kg

Plot 133#: LTE Band 41 1RB_Body Front_Mid**DUT: Mobile Phone; Type: TITAN; Serial: 22HY_1**

Communication System:Generic TDD-LTE (0); Frequency: 2605 MHz;Duty Cycle: 1:1.58

Medium parameters used: $f = 2605$ MHz; $\sigma = 1.894$ S/m; $\epsilon_r = 37.043$; $\rho = 1000$ kg/m³

Phantom section: Flat Section

DASY5 Configuration:

- Probe: EX3DV4 - SN7522; ConvF(7.02, 7.02, 7.02) @ 2605 MHz; Calibrated: 2022/5/6
- Sensor-Surface: 1.4mm (Mechanical Surface Detection)
- Electronics: DAE4 Sn1354; Calibrated: 2022/10/31
- Phantom: Twin SAM; Type: Twin SAM V5.0; Serial: TP:1412
- Measurement SW: DASY52, Version 52.10 (2); SEMCAD X Version 14.6.12 (7470)

Area Scan (8x14x1): Measurement grid: dx=12mm, dy=12mm

Maximum value of SAR (measured) = 0.612 W/kg

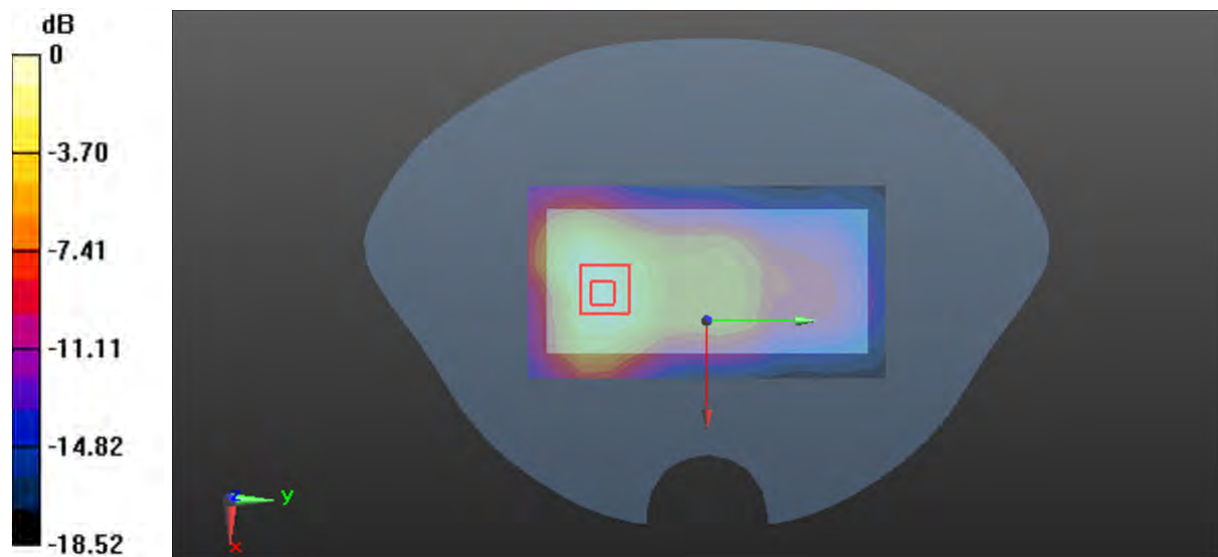
Zoom Scan (5x5x7)/Cube 0: Measurement grid: dx=8mm, dy=8mm, dz=5mm

Reference Value = 8.258 V/m; Power Drift = 0.12 dB

Peak SAR (extrapolated) = 0.822 W/kg

SAR(1 g) = 0.423 W/kg; SAR(10 g) = 0.230 W/kg

Maximum value of SAR (measured) = 0.649 W/kg



0 dB = 0.649 W/kg = -1.88 dBW/kg

Plot 134#: LTE Band 41 50%RB_Body Front_Mid**DUT: Mobile Phone; Type: TITAN; Serial: 22HY_1**

Communication System:Generic TDD-LTE (0); Frequency: 2605 MHz;Duty Cycle: 1:1.58

Medium parameters used: $f = 2605$ MHz; $\sigma = 1.894$ S/m; $\epsilon_r = 37.043$; $\rho = 1000$ kg/m³

Phantom section: Flat Section

DASY5 Configuration:

- Probe: EX3DV4 - SN7522; ConvF(7.02, 7.02, 7.02) @ 2605 MHz; Calibrated: 2022/5/6
- Sensor-Surface: 1.4mm (Mechanical Surface Detection)
- Electronics: DAE4 Sn1354; Calibrated: 2022/10/31
- Phantom: Twin SAM; Type: Twin SAM V5.0; Serial: TP:1412
- Measurement SW: DASY52, Version 52.10 (2); SEMCAD X Version 14.6.12 (7470)

Area Scan (8x14x1): Measurement grid: dx=12mm, dy=12mm

Maximum value of SAR (measured) = 0.474 W/kg

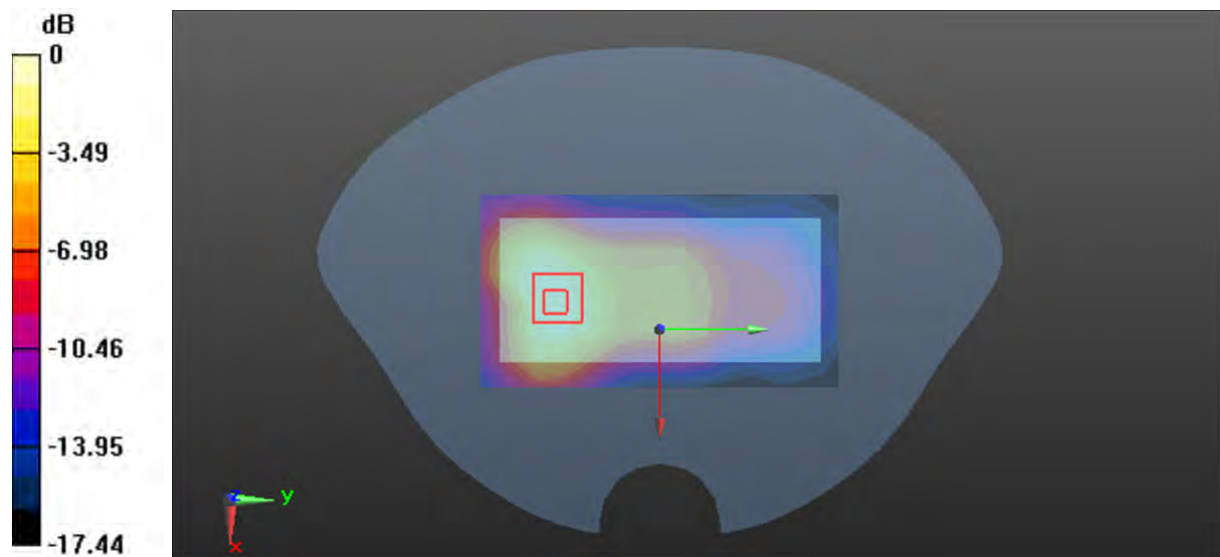
Zoom Scan (5x5x7)/Cube 0: Measurement grid: dx=8mm, dy=8mm, dz=5mm

Reference Value = 7.256 V/m; Power Drift = -0.02 dB

Peak SAR (extrapolated) = 0.611 W/kg

SAR(1 g) = 0.319 W/kg; SAR(10 g) = 0.174 W/kg

Maximum value of SAR (measured) = 0.480 W/kg



0 dB = 0.480 W/kg = -3.19 dBW/kg

Plot 135#: LTE Band 41 1RB_Body Back_Mid**DUT: Mobile Phone; Type: TITAN; Serial: 22HY_1**

Communication System: Generic TDD-LTE (0); Frequency: 2605 MHz; Duty Cycle: 1:1.58

Medium parameters used: $f = 2605$ MHz; $\sigma = 1.894$ S/m; $\epsilon_r = 37.043$; $\rho = 1000$ kg/m³

Phantom section: Flat Section

DASY5 Configuration:

- Probe: EX3DV4 - SN7522; ConvF(7.02, 7.02, 7.02) @ 2605 MHz; Calibrated: 2022/5/6
- Sensor-Surface: 1.4mm (Mechanical Surface Detection)
- Electronics: DAE4 Sn1354; Calibrated: 2022/10/31
- Phantom: Twin SAM; Type: Twin SAM V5.0; Serial: TP:1412
- Measurement SW: DASY52, Version 52.10 (2); SEMCAD X Version 14.6.12 (7470)

Area Scan (8x14x1): Measurement grid: dx=12mm, dy=12mm

Maximum value of SAR (measured) = 0.320 W/kg

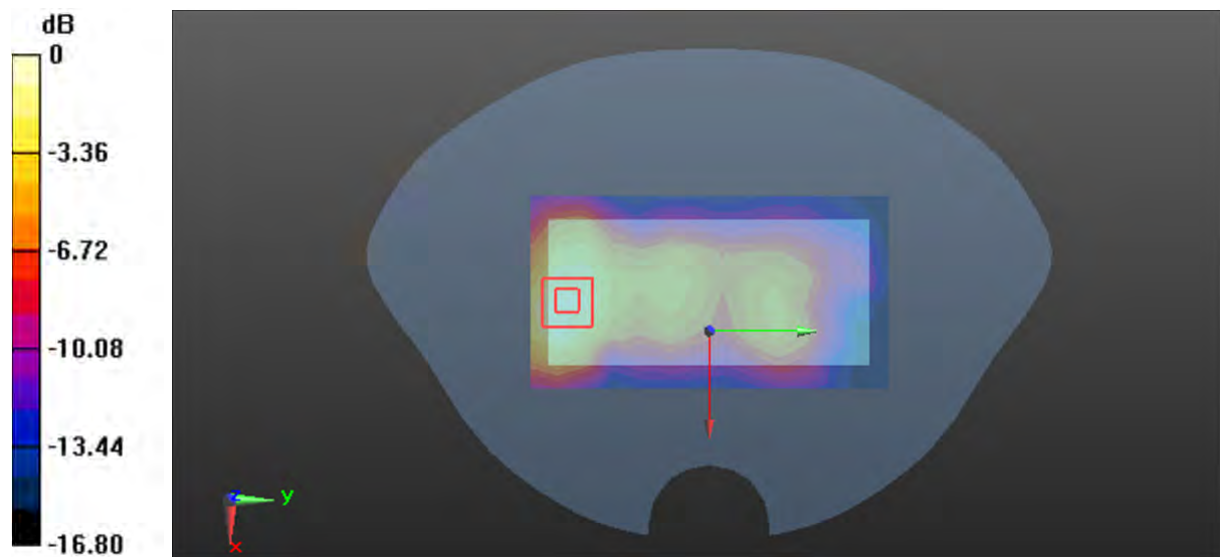
Zoom Scan (5x5x7)/Cube 0: Measurement grid: dx=8mm, dy=8mm, dz=5mm

Reference Value = 5.711 V/m; Power Drift = -0.03 dB

Peak SAR (extrapolated) = 0.398 W/kg

SAR(1 g) = 0.216 W/kg; SAR(10 g) = 0.116 W/kg

Maximum value of SAR (measured) = 0.328 W/kg



0 dB = 0.328 W/kg = -4.84 dBW/kg

Plot 136#: LTE Band 41 50%RB_Body Back_Mid**DUT: Mobile Phone; Type: TITAN; Serial: 22HY_1**

Communication System:Generic TDD-LTE (0); Frequency: 2605 MHz;Duty Cycle: 1:1.58

Medium parameters used: $f = 2605$ MHz; $\sigma = 1.894$ S/m; $\epsilon_r = 37.043$; $\rho = 1000$ kg/m³

Phantom section: Flat Section

DASY5 Configuration:

- Probe: EX3DV4 - SN7522; ConvF(7.02, 7.02, 7.02) @ 2605 MHz; Calibrated: 2022/5/6
- Sensor-Surface: 1.4mm (Mechanical Surface Detection)
- Electronics: DAE4 Sn1354; Calibrated: 2022/10/31
- Phantom: Twin SAM; Type: Twin SAM V5.0; Serial: TP:1412
- Measurement SW: DASY52, Version 52.10 (2); SEMCAD X Version 14.6.12 (7470)

Area Scan (8x14x1): Measurement grid: dx=12mm, dy=12mm

Maximum value of SAR (measured) = 0.239 W/kg

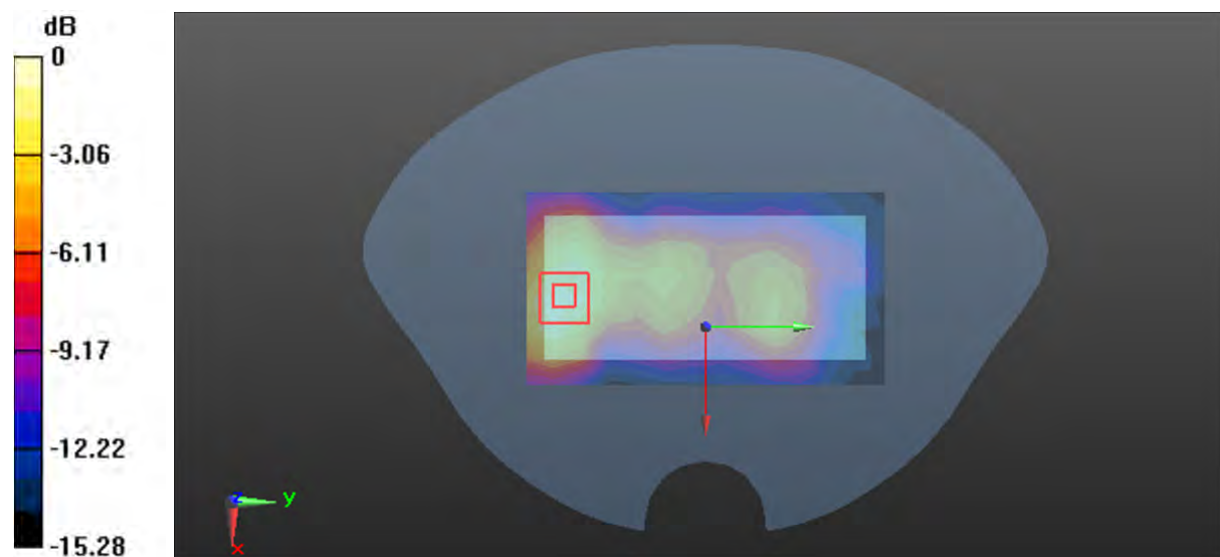
Zoom Scan (5x5x7)/Cube 0: Measurement grid: dx=8mm, dy=8mm, dz=5mm

Reference Value = 4.999 V/m; Power Drift = 0.17 dB

Peak SAR (extrapolated) = 0.297 W/kg

SAR(1 g) = 0.161 W/kg; SAR(10 g) = 0.087 W/kg

Maximum value of SAR (measured) = 0.245 W/kg



0 dB = 0.245 W/kg = -6.11 dBW/kg