

1. Effective (Isotropic) Radiated Power Output Data

1.1 Band2_EIRP

1.1.1 Test Result

Band: 2									
ENV	Mode		Frequency (MHz)	Conducted Power (dBm)	Gain (dbi)	EIRP (dBm)		Verdict	
	Network	Subset				Result	Limit		
NTNV	RMC	12.2kbps RMC	1852.4	20.66	0.63	21.29	<=33.01	Pass	
			1880	20.64	0.63	21.27	<=33.01	Pass	
			1907.6	20.93	0.63	21.56	<=33.01	Pass	
	HSDPA	Subtest 1	1852.4	19.29	0.63	19.92	<=33.01	Pass	
			1852.4	19.26	0.63	19.89	<=33.01	Pass	
			1852.4	19.27	0.63	19.90	<=33.01	Pass	
			1852.4	19.23	0.63	19.86	<=33.01	Pass	
		Subtest 2	1880	19.53	0.63	20.16	<=33.01	Pass	
			1880	19.53	0.63	20.16	<=33.01	Pass	
			1880	19.49	0.63	20.12	<=33.01	Pass	
			1880	19.40	0.63	20.03	<=33.01	Pass	
		Subtest 3	1907.6	19.73	0.63	20.36	<=33.01	Pass	
			1907.6	19.75	0.63	20.38	<=33.01	Pass	
			1907.6	19.75	0.63	20.38	<=33.01	Pass	
			1907.6	19.67	0.63	20.30	<=33.01	Pass	
		HSUPA	Subtest 1	1852.4	17.36	0.63	17.99	<=33.01	Pass
				1852.4	17.26	0.63	17.89	<=33.01	Pass
				1852.4	16.95	0.63	17.58	<=33.01	Pass
				1852.4	17.10	0.63	17.73	<=33.01	Pass
	1852.4			17.49	0.63	18.12	<=33.01	Pass	
	Subtest 2		1880	17.07	0.63	17.70	<=33.01	Pass	
			1880	17.75	0.63	18.38	<=33.01	Pass	
			1880	17.66	0.63	18.29	<=33.01	Pass	
			1880	17.11	0.63	17.74	<=33.01	Pass	
			1880	17.73	0.63	18.36	<=33.01	Pass	
	Subtest 3		1907.6	17.88	0.63	18.51	<=33.01	Pass	
			1907.6	17.91	0.63	18.54	<=33.01	Pass	
			1907.6	17.88	0.63	18.51	<=33.01	Pass	
			1907.6	17.42	0.63	18.05	<=33.01	Pass	
			1907.6	17.39	0.63	18.02	<=33.01	Pass	

Note1: EIRP=Conducted Power+Antenna Gain

2. Frequency Stability

2.1 Band2

2.1.1 Test Result

Band: 2								
Network	Frequency (MHz)	Temp. (°C)	Voltage (VDC)	Freq. Error (Hz)	Freq. vs. Rated (ppm)		Verdict	
					Result	Limit		
RMC	1852.4	20	3.7	-1.967	-0.0011	-2.5 to 2.5	Pass	
			4.35	-1.073	-0.0006	-2.5 to 2.5	Pass	
			5	-0.715	-0.0004	-2.5 to 2.5	Pass	
		-30	4.35	-1.431	-0.0008	-2.5 to 2.5	Pass	
		-20	4.35	-1.974	-0.0011	-2.5 to 2.5	Pass	
		-10	4.35	-0.622	-0.0003	-2.5 to 2.5	Pass	
		0	4.35	-0.858	-0.0005	-2.5 to 2.5	Pass	
		10	4.35	-0.844	-0.0005	-2.5 to 2.5	Pass	
		30	4.35	-0.544	-0.0003	-2.5 to 2.5	Pass	
		40	4.35	-1.266	-0.0007	-2.5 to 2.5	Pass	
		50	4.35	-0.565	-0.0003	-2.5 to 2.5	Pass	
		1880	20	3.7	0.021	0.0000	-2.5 to 2.5	Pass
	4.35			0.343	0.0002	-2.5 to 2.5	Pass	
	5			0.157	0.0001	-2.5 to 2.5	Pass	
	-30		4.35	0.272	0.0001	-2.5 to 2.5	Pass	
	-20		4.35	0.780	0.0004	-2.5 to 2.5	Pass	
	-10		4.35	0.293	0.0002	-2.5 to 2.5	Pass	
	0		4.35	0.472	0.0003	-2.5 to 2.5	Pass	
	10		4.35	-0.200	-0.0001	-2.5 to 2.5	Pass	
	30		4.35	0.165	0.0001	-2.5 to 2.5	Pass	
	40		4.35	0.837	0.0004	-2.5 to 2.5	Pass	
	50		4.35	0.050	0.0000	-2.5 to 2.5	Pass	
	1907.6		20	3.7	-0.429	-0.0002	-2.5 to 2.5	Pass
		4.35		0.272	0.0001	-2.5 to 2.5	Pass	
		5		0.887	0.0005	-2.5 to 2.5	Pass	
		-30	4.35	1.502	0.0008	-2.5 to 2.5	Pass	
		-20	4.35	-0.615	-0.0003	-2.5 to 2.5	Pass	
		-10	4.35	-2.182	-0.0011	-2.5 to 2.5	Pass	
		0	4.35	-0.901	-0.0005	-2.5 to 2.5	Pass	
		10	4.35	-0.865	-0.0005	-2.5 to 2.5	Pass	
		30	4.35	0.944	0.0005	-2.5 to 2.5	Pass	
		40	4.35	-0.136	-0.0001	-2.5 to 2.5	Pass	
		50	4.35	-1.788	-0.0009	-2.5 to 2.5	Pass	
		HSDPA	1852.4	20	3.7	-10.006	-0.0054	-2.5 to 2.5
	4.35				-9.949	-0.0054	-2.5 to 2.5	Pass
	5				-9.584	-0.0052	-2.5 to 2.5	Pass
-30	4.35			-9.041	-0.0049	-2.5 to 2.5	Pass	
-20	4.35			-9.520	-0.0051	-2.5 to 2.5	Pass	
-10	4.35			-8.612	-0.0046	-2.5 to 2.5	Pass	
0	4.35			-8.633	-0.0047	-2.5 to 2.5	Pass	
10	4.35			-8.919	-0.0048	-2.5 to 2.5	Pass	
30	4.35			-9.434	-0.0051	-2.5 to 2.5	Pass	
40	4.35			-9.577	-0.0052	-2.5 to 2.5	Pass	
50	4.35			-10.099	-0.0055	-2.5 to 2.5	Pass	
1880	20			3.7	-7.753	-0.0041	-2.5 to 2.5	Pass
			4.35	-8.426	-0.0045	-2.5 to 2.5	Pass	
			5	-7.932	-0.0042	-2.5 to 2.5	Pass	
	-30		4.35	-6.652	-0.0035	-2.5 to 2.5	Pass	
	-20		4.35	-8.547	-0.0045	-2.5 to 2.5	Pass	

	1907.6	-10	4.35	-8.619	-0.0046	-2.5 to 2.5	Pass	
		0	4.35	-7.267	-0.0039	-2.5 to 2.5	Pass	
		10	4.35	-8.311	-0.0044	-2.5 to 2.5	Pass	
		30	4.35	-8.411	-0.0045	-2.5 to 2.5	Pass	
		40	4.35	-6.852	-0.0036	-2.5 to 2.5	Pass	
		50	4.35	-6.988	-0.0037	-2.5 to 2.5	Pass	
		20	3.7	-8.047	-0.0042	-2.5 to 2.5	Pass	
			4.35	-8.218	-0.0043	-2.5 to 2.5	Pass	
			5	-8.826	-0.0046	-2.5 to 2.5	Pass	
		-30	4.35	-8.254	-0.0043	-2.5 to 2.5	Pass	
	-20	4.35	-8.962	-0.0047	-2.5 to 2.5	Pass		
	-10	4.35	-9.055	-0.0047	-2.5 to 2.5	Pass		
	0	4.35	-9.692	-0.0051	-2.5 to 2.5	Pass		
	10	4.35	-8.075	-0.0042	-2.5 to 2.5	Pass		
	30	4.35	-8.433	-0.0044	-2.5 to 2.5	Pass		
	40	4.35	-7.703	-0.0040	-2.5 to 2.5	Pass		
	50	4.35	-8.569	-0.0045	-2.5 to 2.5	Pass		
	HSUPA	1852.4	20	3.7	3.805	0.0021	-2.5 to 2.5	Pass
				4.35	-0.679	-0.0004	-2.5 to 2.5	Pass
				5	9.520	0.0051	-2.5 to 2.5	Pass
-30			4.35	4.385	0.0024	-2.5 to 2.5	Pass	
-20			4.35	0.901	0.0005	-2.5 to 2.5	Pass	
-10			4.35	5.686	0.0031	-2.5 to 2.5	Pass	
0			4.35	1.709	0.0009	-2.5 to 2.5	Pass	
10			4.35	5.200	0.0028	-2.5 to 2.5	Pass	
30			4.35	3.977	0.0021	-2.5 to 2.5	Pass	
40			4.35	4.642	0.0025	-2.5 to 2.5	Pass	
50		4.35	0.637	0.0003	-2.5 to 2.5	Pass		
1880		20	3.7	3.140	0.0017	-2.5 to 2.5	Pass	
			4.35	2.618	0.0014	-2.5 to 2.5	Pass	
			5	3.498	0.0019	-2.5 to 2.5	Pass	
		-30	4.35	9.227	0.0049	-2.5 to 2.5	Pass	
		-20	4.35	6.852	0.0036	-2.5 to 2.5	Pass	
		-10	4.35	-1.760	-0.0009	-2.5 to 2.5	Pass	
		0	4.35	3.927	0.0021	-2.5 to 2.5	Pass	
		10	4.35	2.260	0.0012	-2.5 to 2.5	Pass	
		30	4.35	4.134	0.0022	-2.5 to 2.5	Pass	
	40	4.35	8.533	0.0045	-2.5 to 2.5	Pass		
50	4.35	5.844	0.0031	-2.5 to 2.5	Pass			
1907.6	20	3.7	4.613	0.0024	-2.5 to 2.5	Pass		
		4.35	6.602	0.0035	-2.5 to 2.5	Pass		
		5	1.795	0.0009	-2.5 to 2.5	Pass		
	-30	4.35	4.864	0.0025	-2.5 to 2.5	Pass		
	-20	4.35	5.865	0.0031	-2.5 to 2.5	Pass		
	-10	4.35	7.503	0.0039	-2.5 to 2.5	Pass		
	0	4.35	1.867	0.0010	-2.5 to 2.5	Pass		
	10	4.35	0.465	0.0002	-2.5 to 2.5	Pass		
	30	4.35	2.782	0.0015	-2.5 to 2.5	Pass		
	40	4.35	9.255	0.0049	-2.5 to 2.5	Pass		
50	4.35	1.266	0.0007	-2.5 to 2.5	Pass			

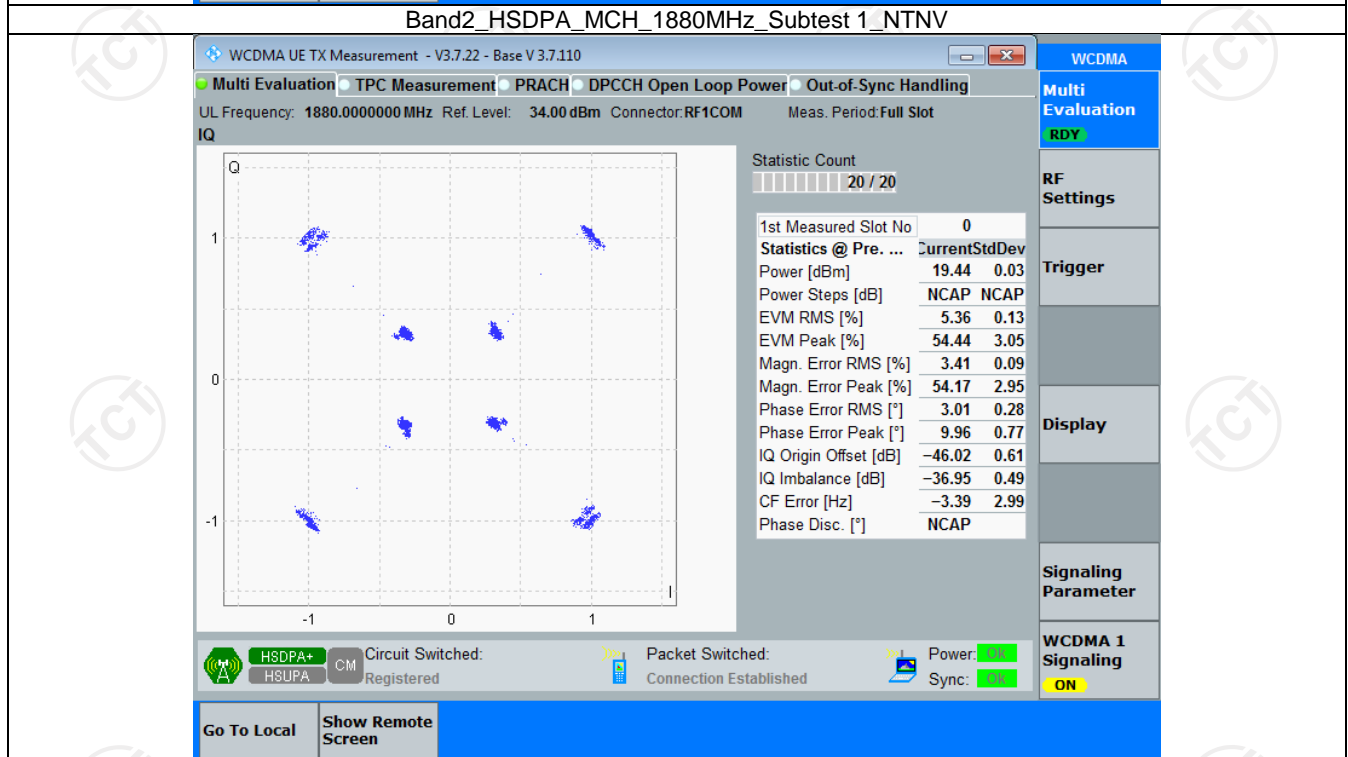
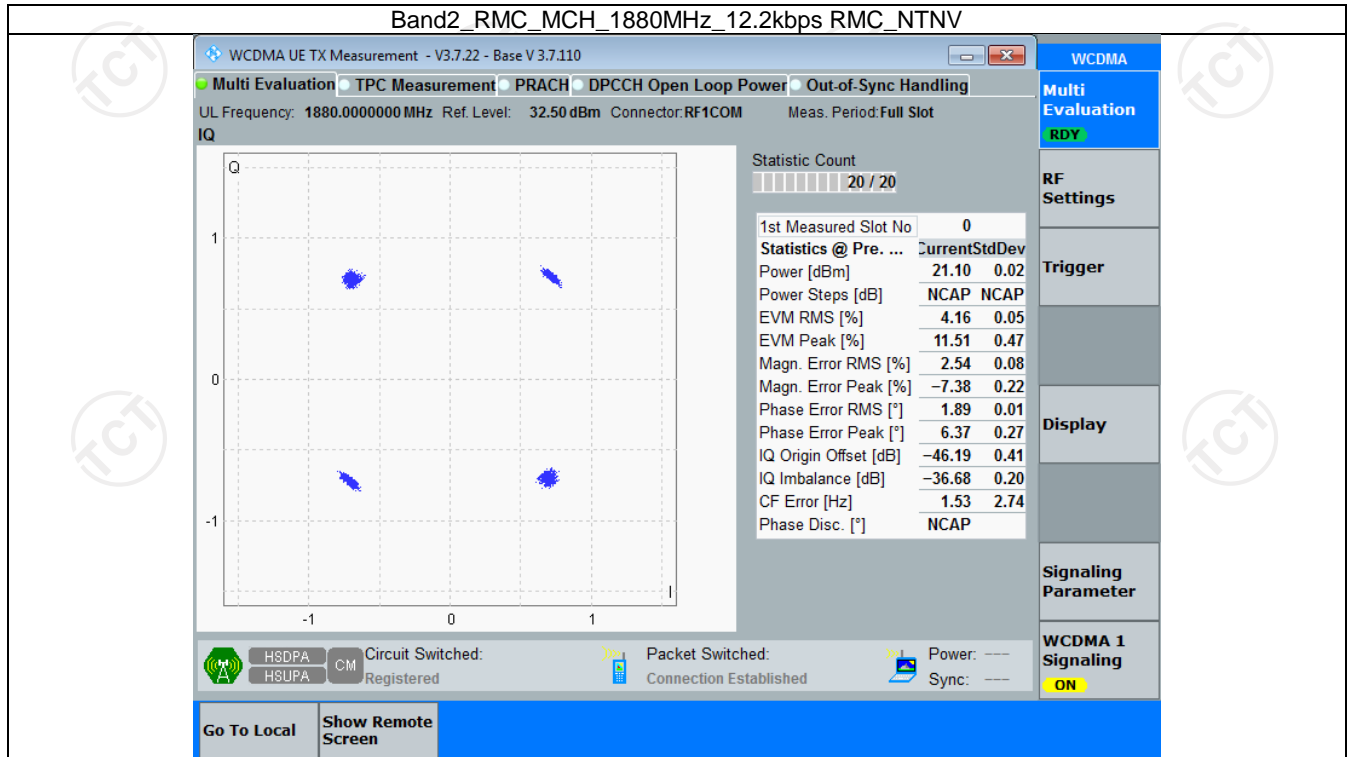
3. Modulation Characteristics

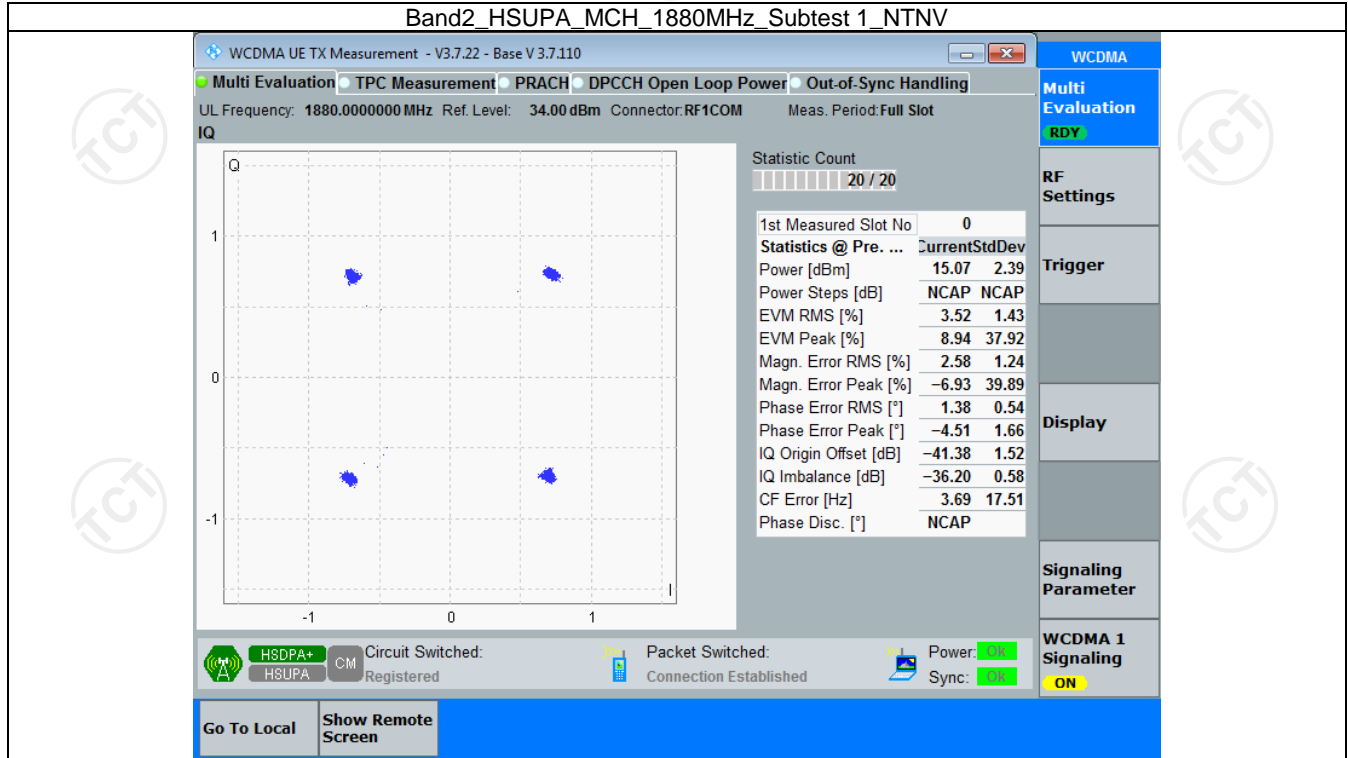
3.1 Band2

3.1.1 Test Result

Band: 2						
ENV	Mode		Frequency (MHz)	Modulation Characteristics		Verdict
	Network	Subset		Result	Limit	
NTNV	RMC	12.2kbps RMC	1880	Refer To Test Graph		Pass
	HSDPA	Subtest 1	1880	Refer To Test Graph		Pass
	HSUPA	Subtest 1	1880	Refer To Test Graph		Pass

3.1.2 Test Graph





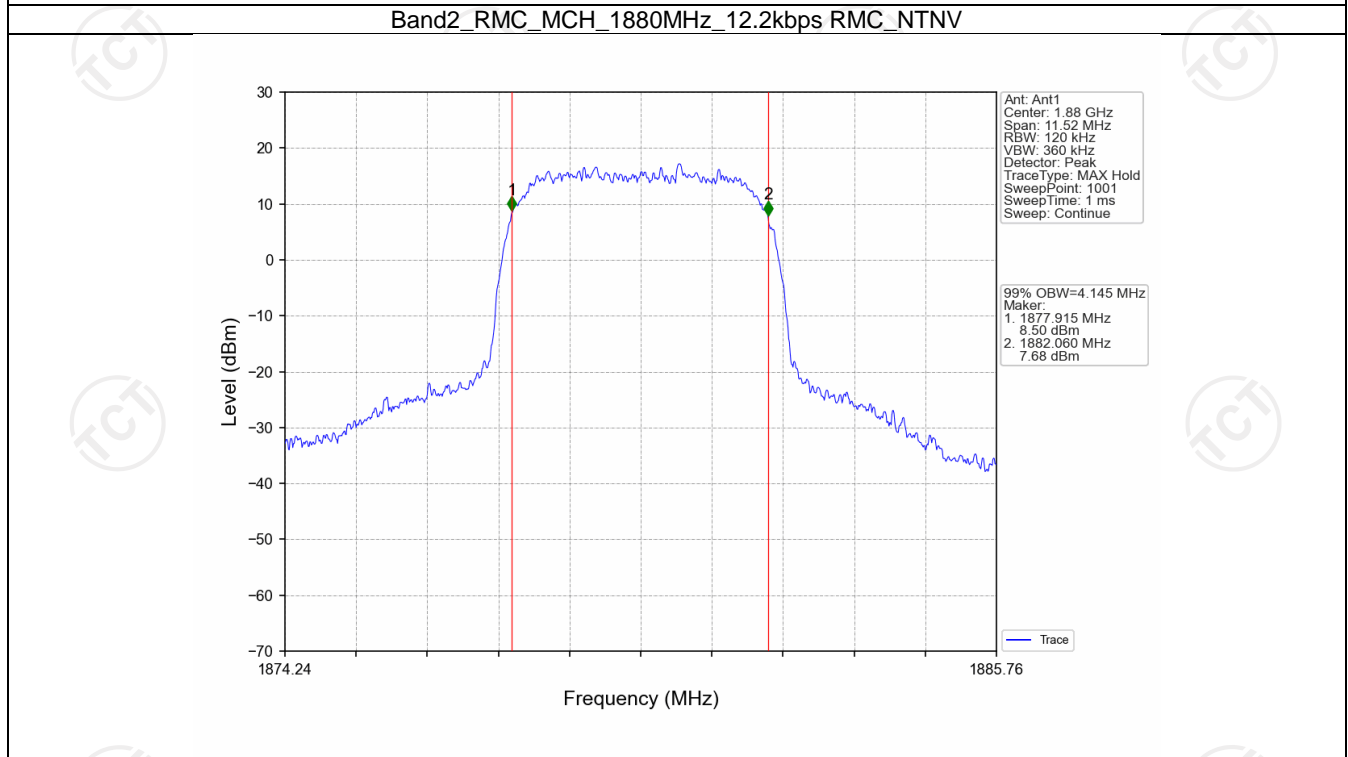
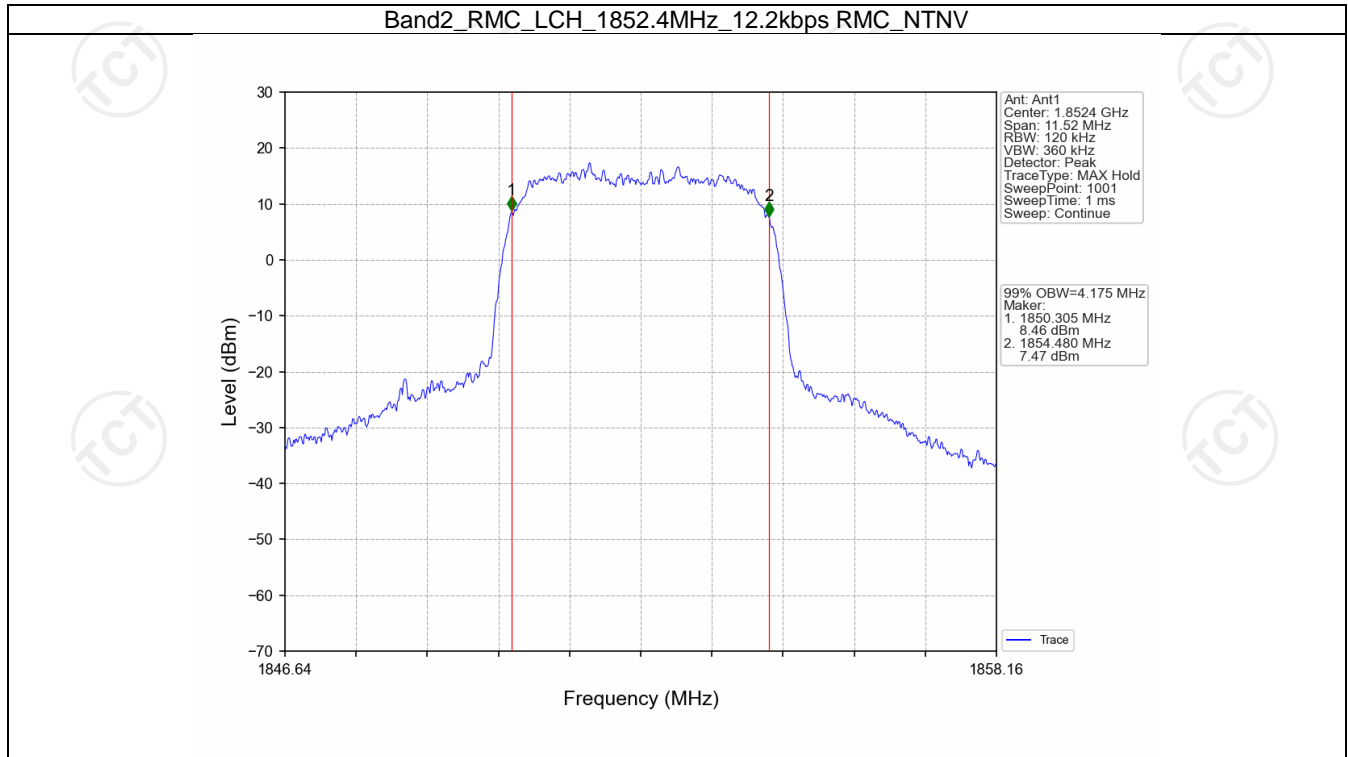
4. 99% & 26dB Bandwidth

4.1 Band2_OBW

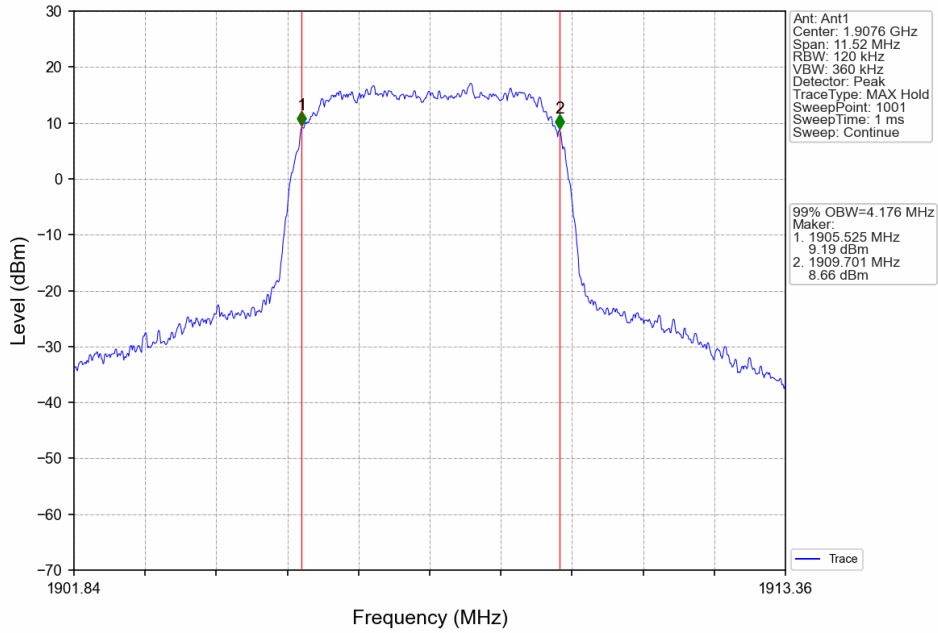
4.1.1 Test Result

Band: 2					
ENV	Mode		Frequency (MHz)	99% Occupied Bandwidth (MHz)	Verdict
	Network	Subset		Result	
NTNV	RMC	12.2kbps RMC	1852.4	4.175	Pass
			1880	4.145	Pass
			1907.6	4.176	Pass
	HSDPA	Subtest 1	1852.4	4.187	Pass
			1880	4.169	Pass
			1907.6	4.176	Pass
	HSUPA	Subtest 1	1852.4	4.170	Pass
			1880	4.167	Pass
			1907.6	4.175	Pass

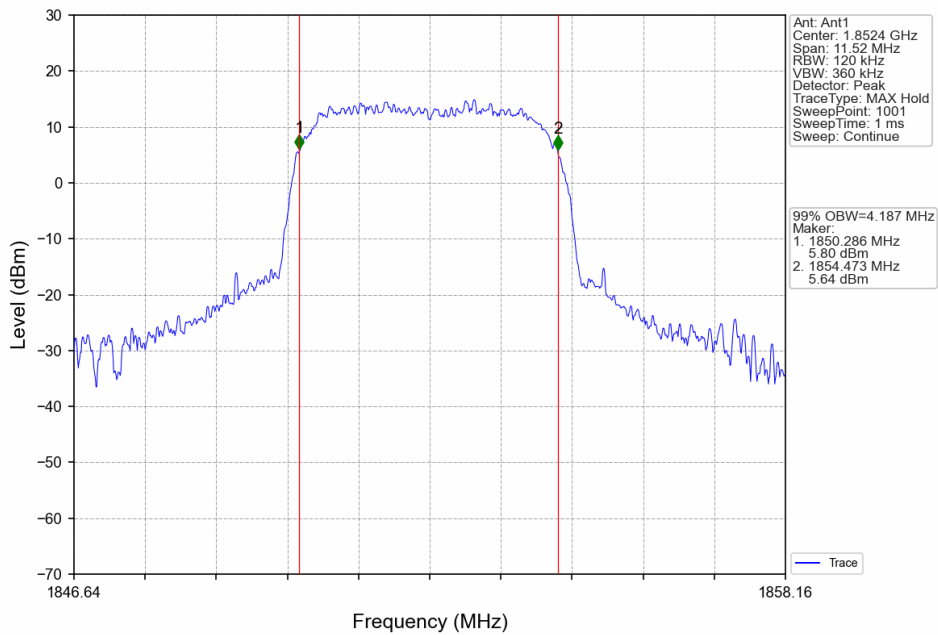
4.1.2 Test Graph



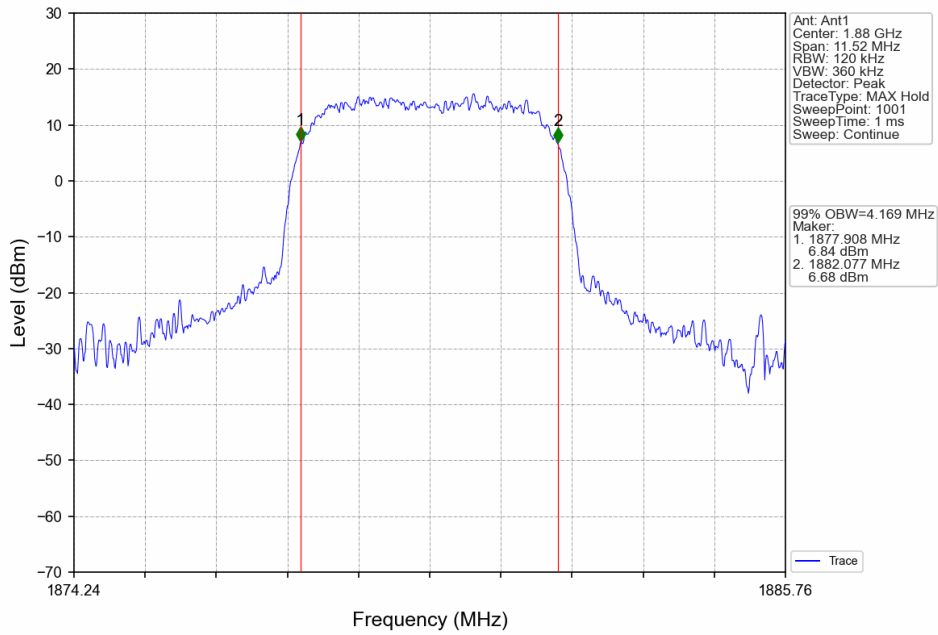
Band2_RMC_HCH_1907.6MHz_12.2kbps RMC_NTNV



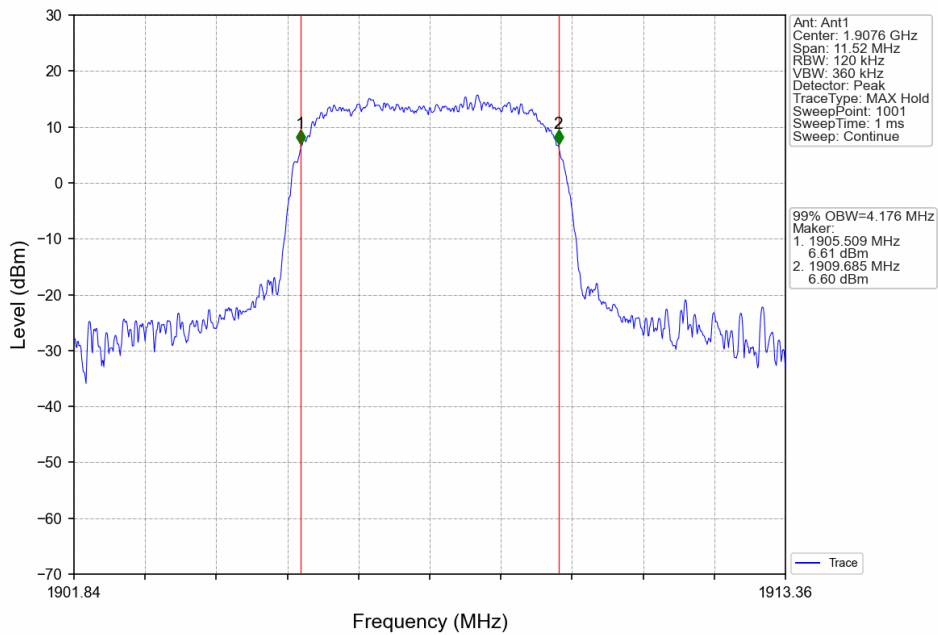
Band2_HSDPA_LCH_1852.4MHz_Subtest 1_NTNV



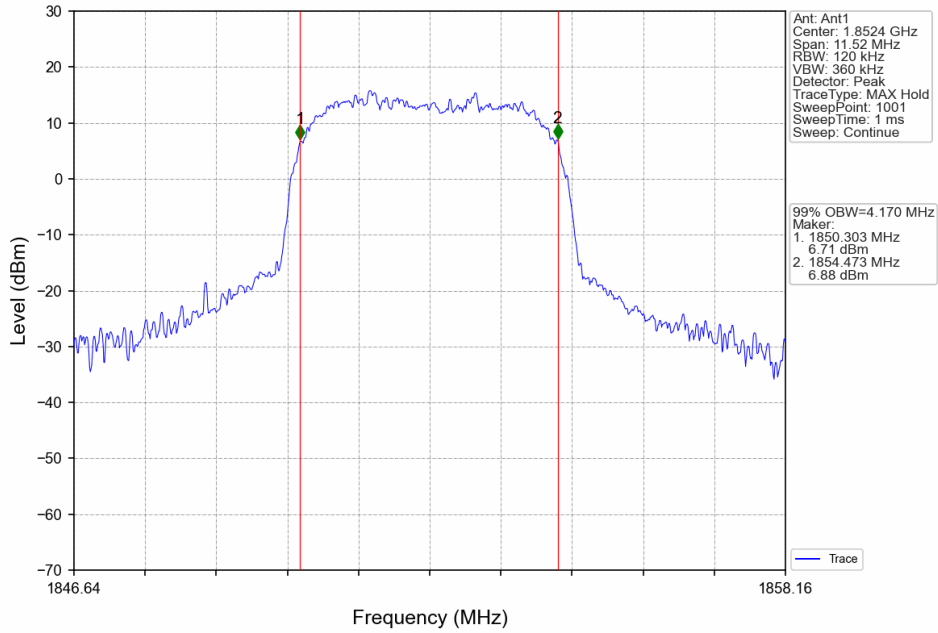
Band2_HSDPA_MCH_1880MHz_Subtest 1_NTNV



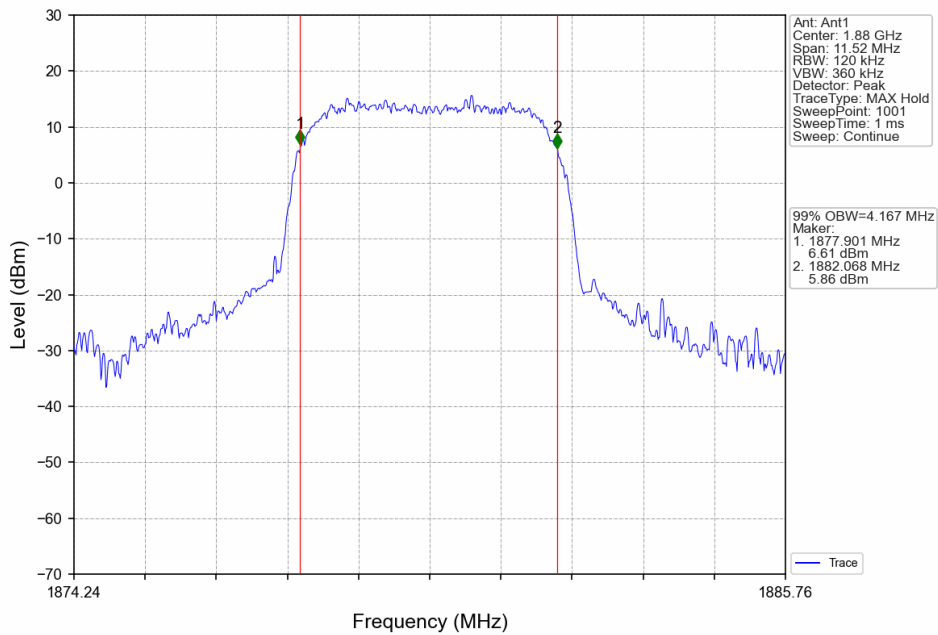
Band2_HSDPA_HCH_1907.6MHz_Subtest 1_NTNV



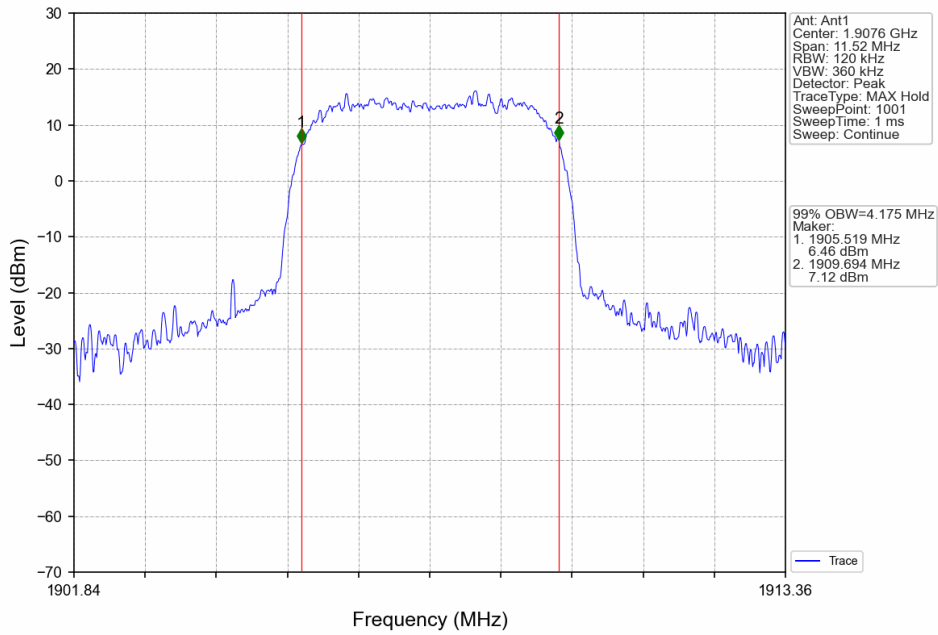
Band2_HSUPA_LCH_1852.4MHz_Subtest 1_NTNV



Band2_HSUPA_MCH_1880MHz_Subtest 1_NTNV



Band2_HSUPA_HCH_1907.6MHz_Subtest 1_NTNV

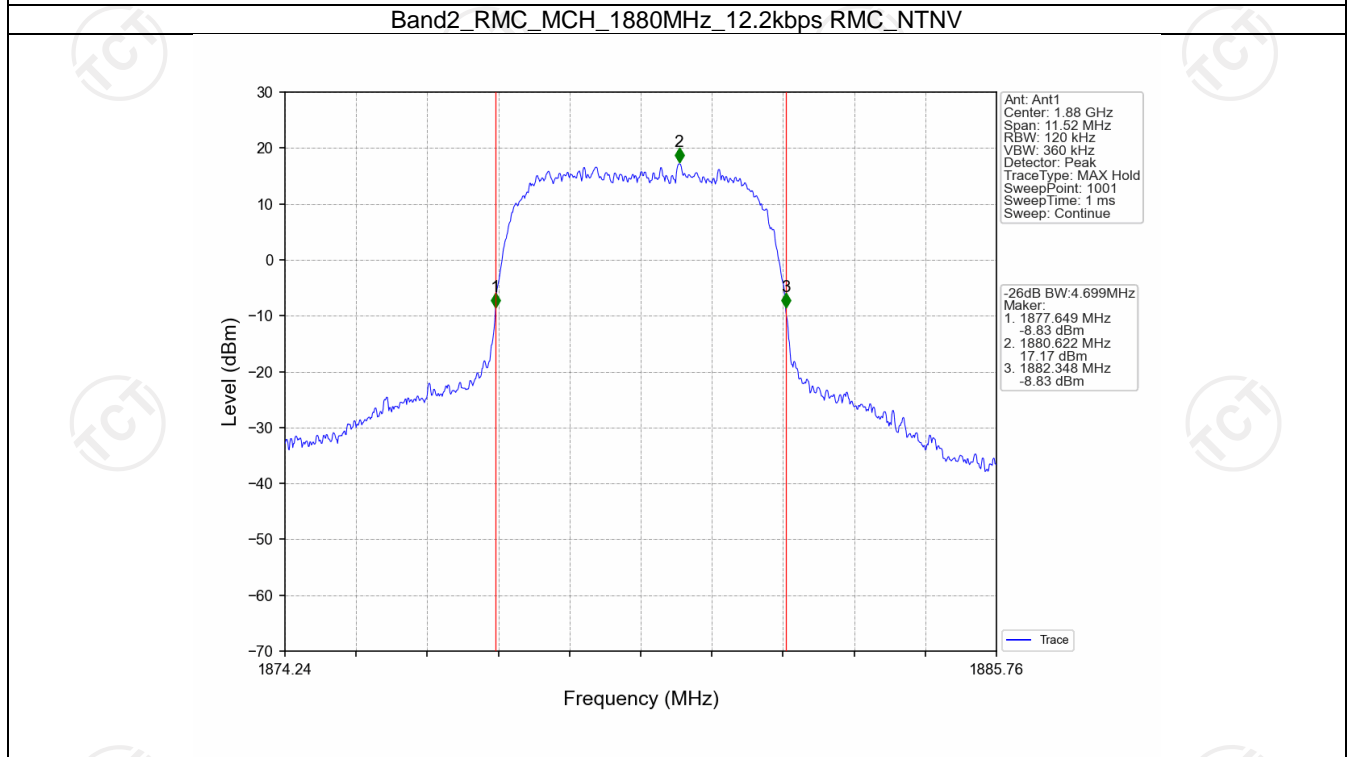
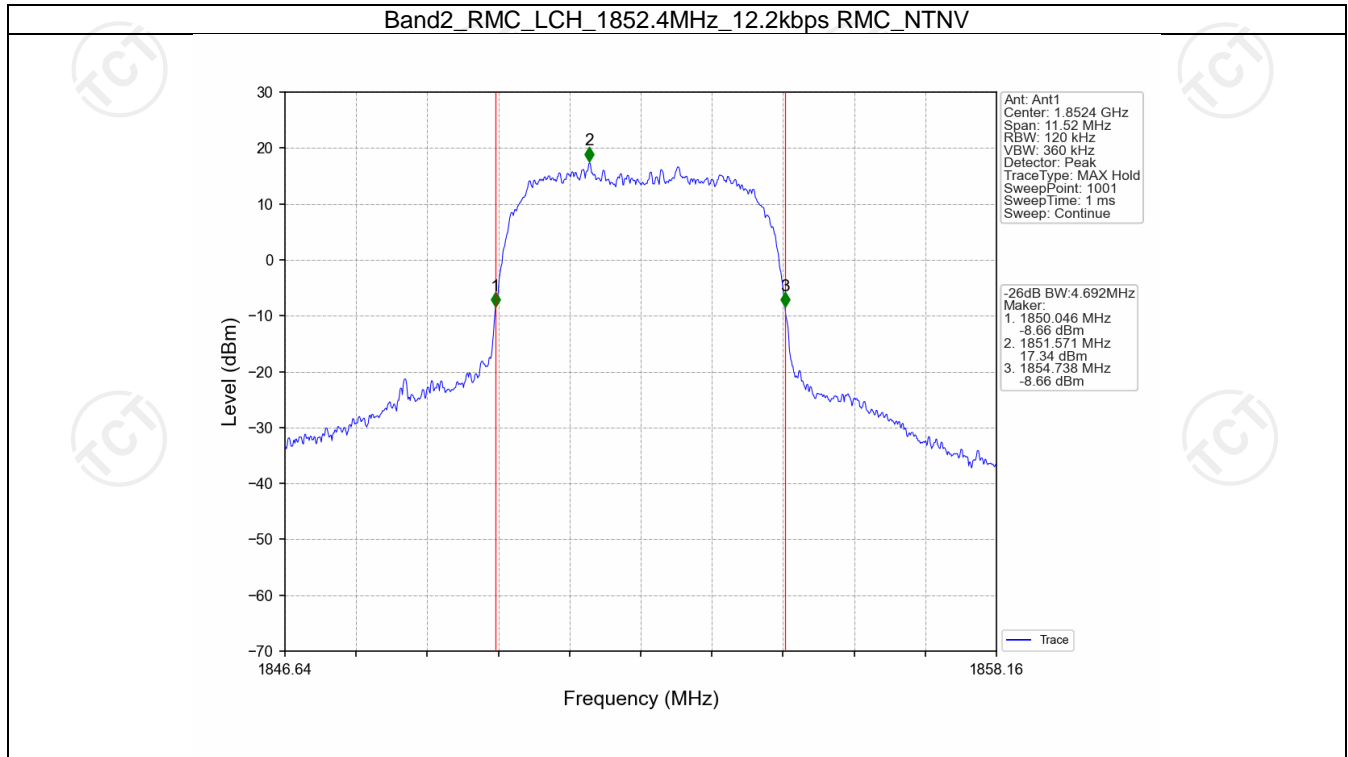


4.2 Band2_XDB

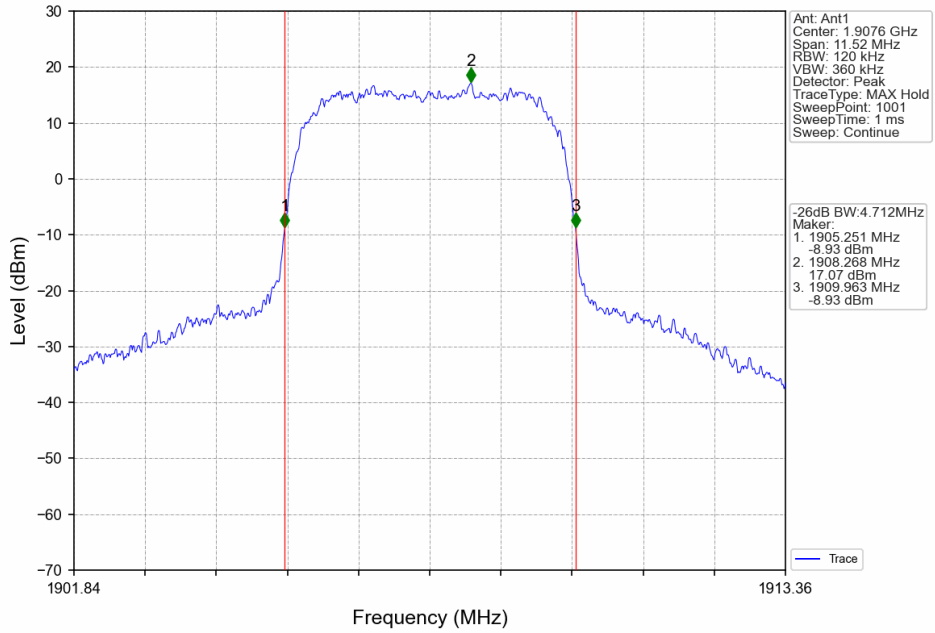
4.2.1 Test Result

Band: 2					
ENV	Mode		Frequency (MHz)	26dB Bandwidth (MHz)	Verdict
	Network	Subset		Result	
NTNV	RMC	12.2kbps RMC	1852.4	4.692	Pass
			1880	4.699	Pass
			1907.6	4.712	Pass
	HSDPA	Subtest 1	1852.4	4.736	Pass
			1880	4.725	Pass
			1907.6	4.728	Pass
	HSUPA	Subtest 1	1852.4	4.708	Pass
			1880	4.712	Pass
			1907.6	4.717	Pass

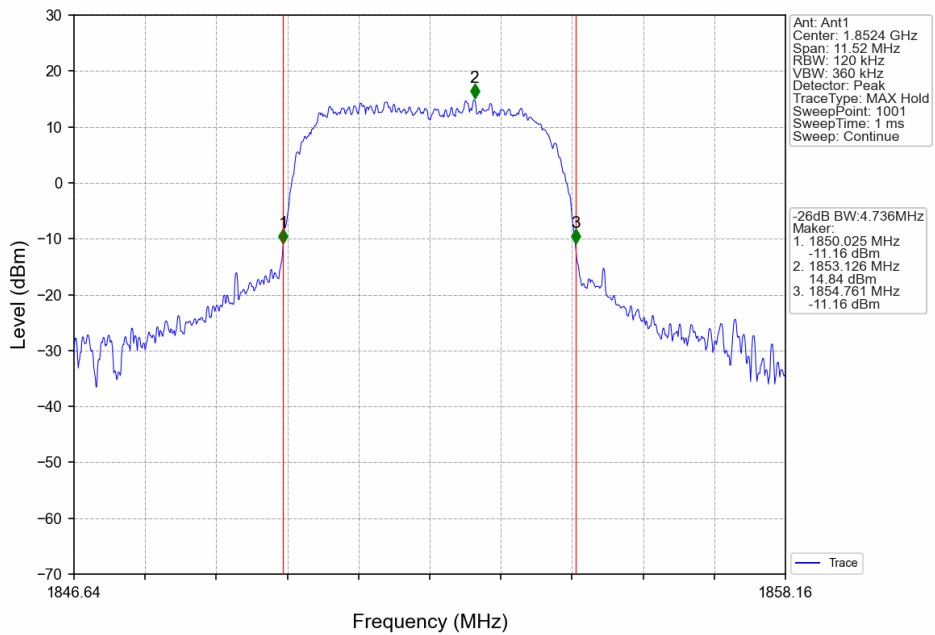
4.2.2 Test Graph



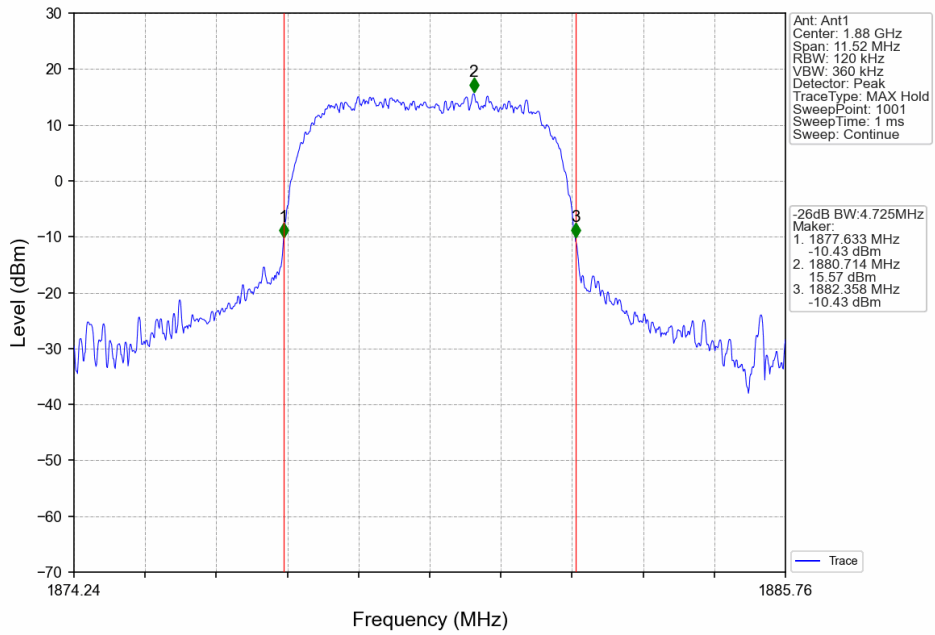
Band2_RMC_HCH_1907.6MHz_12.2kbps RMC_NTNV



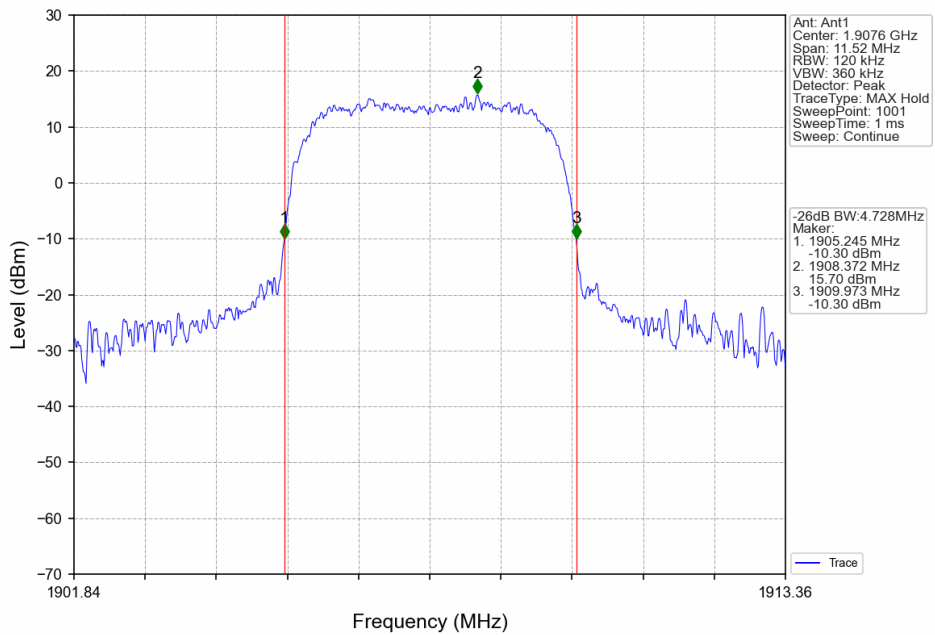
Band2_HSDPA_LCH_1852.4MHz_Subtest 1_NTNV



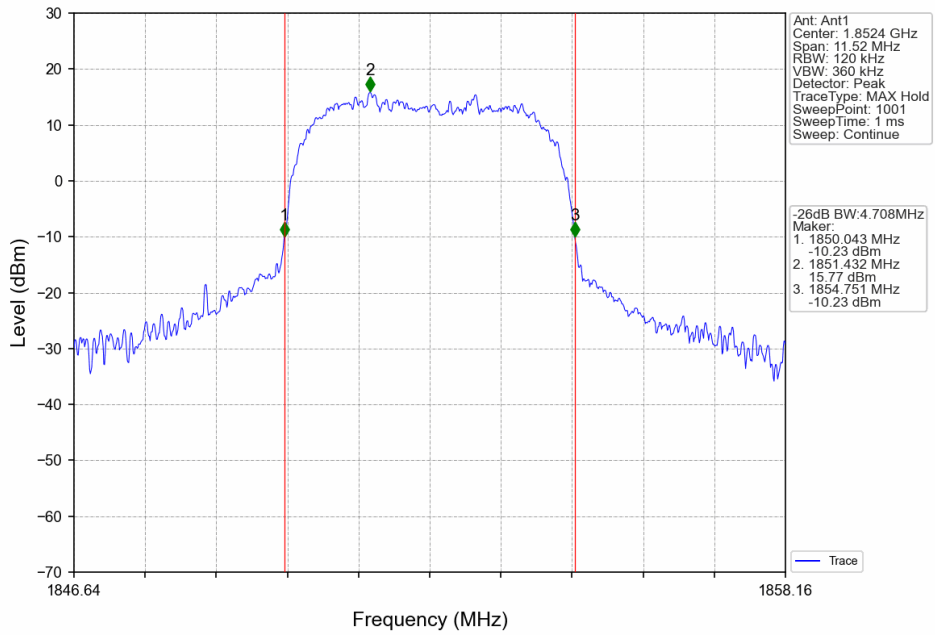
Band2_HSDPA_MCH_1880MHz_Subtest 1_NTNV



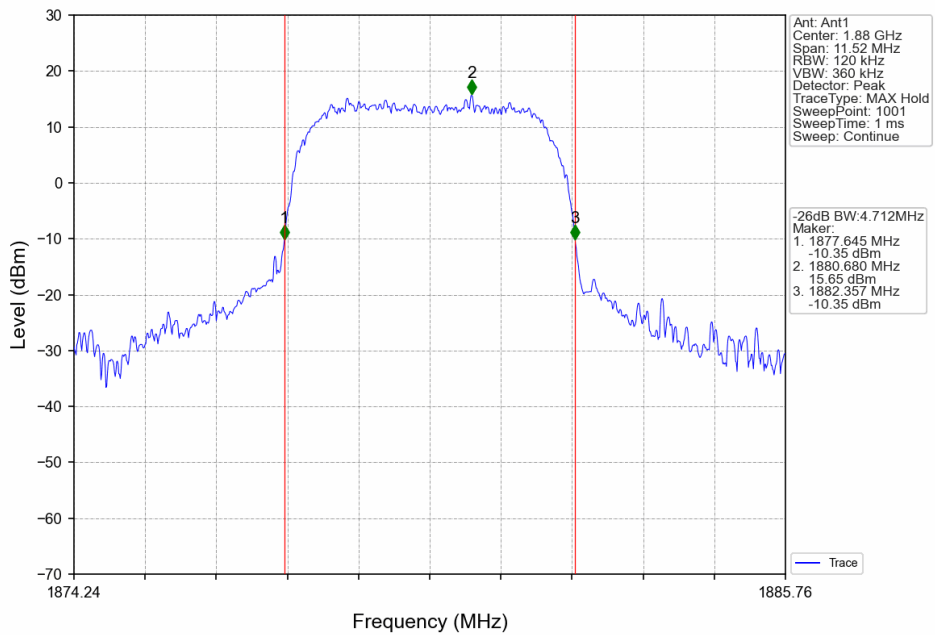
Band2_HSDPA_HCH_1907.6MHz_Subtest 1_NTNV



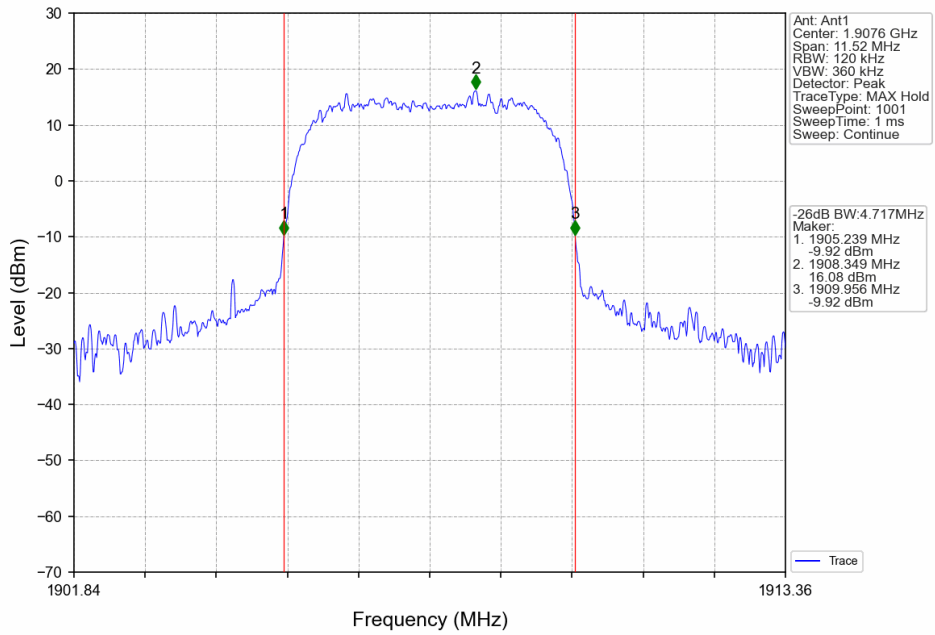
Band2_HSUPA_LCH_1852.4MHz_Subtest 1_NTNV



Band2_HSUPA_MCH_1880MHz_Subtest 1_NTNV



Band2_HSUPA_HCH_1907.6MHz_Subtest 1_NTNV



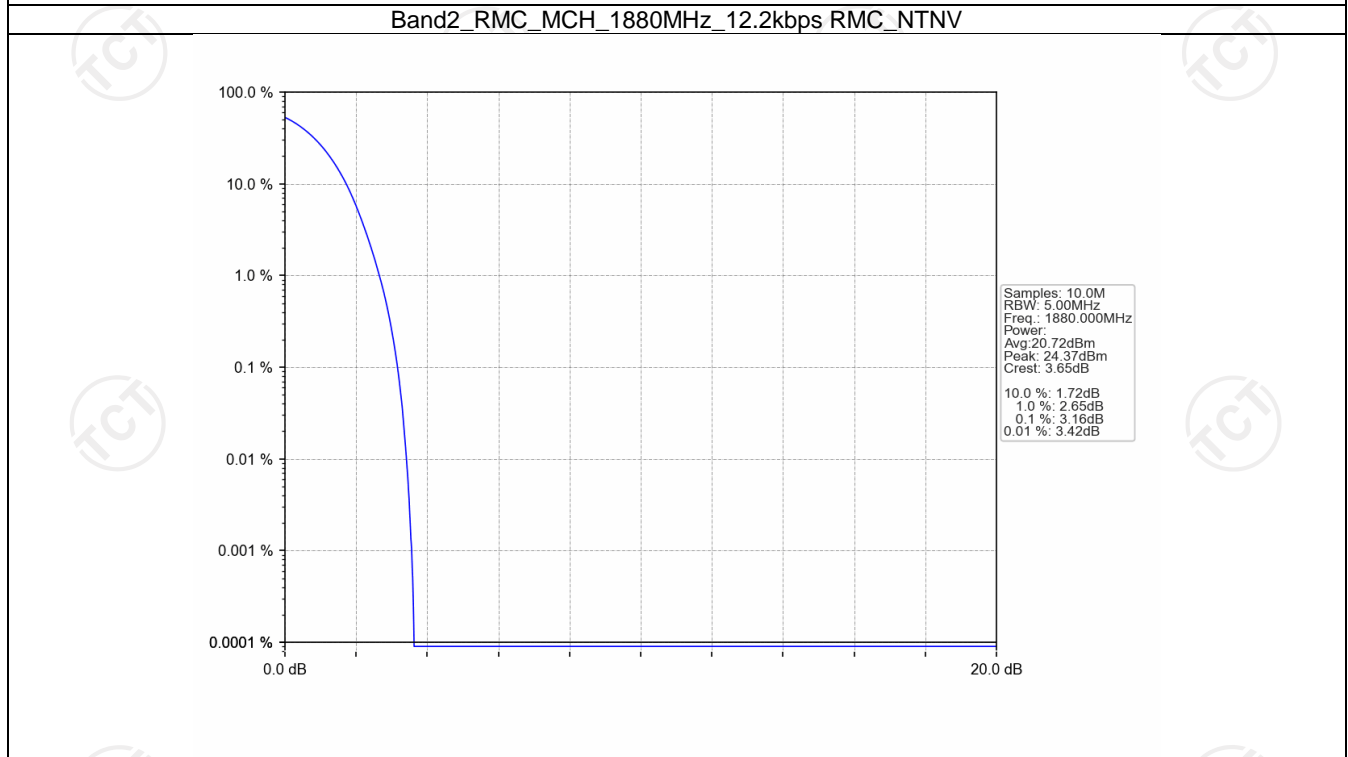
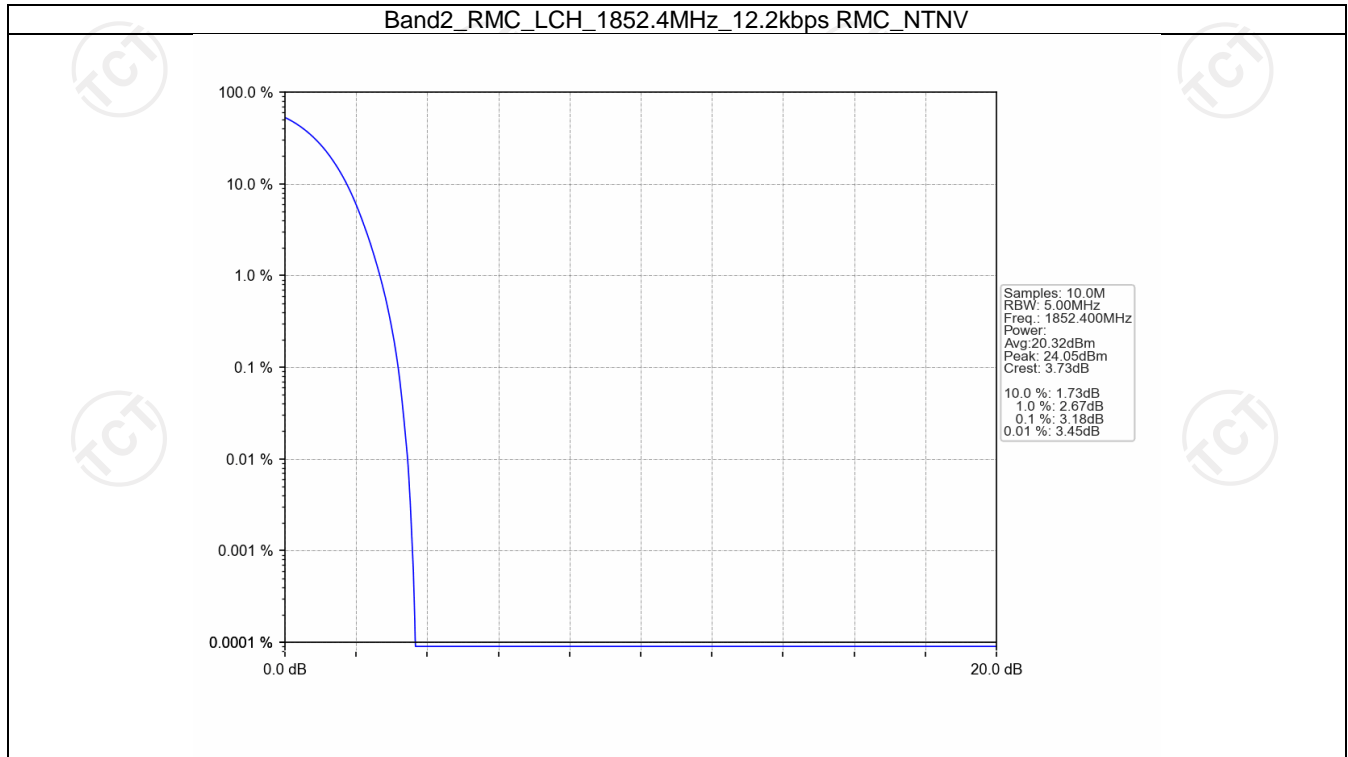
5. Peak-Average Ratio

5.1 Band2

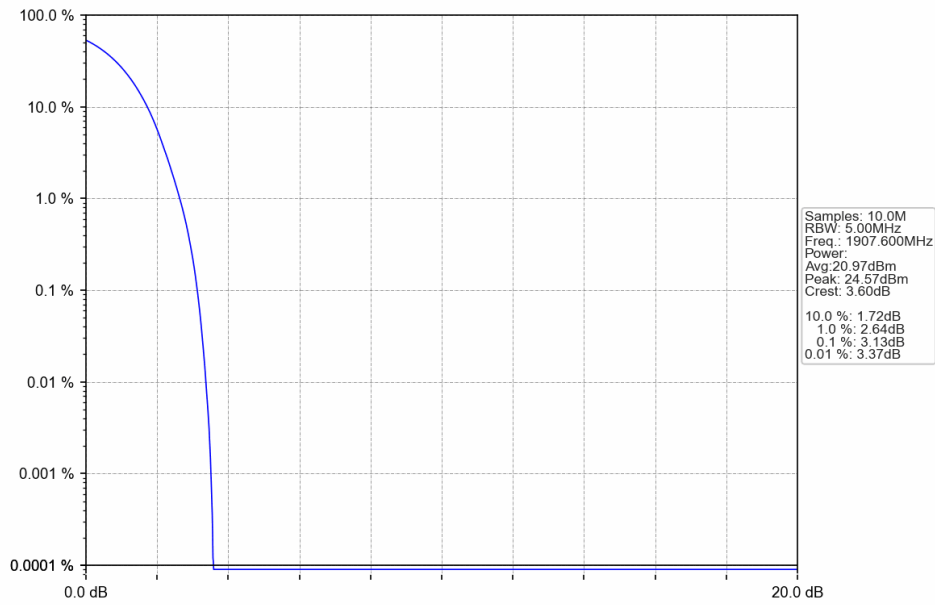
5.1.1 Test Result

Band: 2						
ENV	Mode		Frequency (MHz)	Peak-Average Ratio (dB)		Verdict
	Network	Subset		Result	Limit	
NTNV	RMC	12.2kbps RMC	1852.4	3.18	<=13	Pass
			1880	3.16	<=13	Pass
			1907.6	3.13	<=13	Pass
	HSDPA	Subtest 1	1852.4	5.75	<=13	Pass
			1880	5.68	<=13	Pass
			1907.6	5.79	<=13	Pass
	HSUPA	Subtest 1	1852.4	5.78	<=13	Pass
			1880	5.74	<=13	Pass
			1907.6	5.64	<=13	Pass

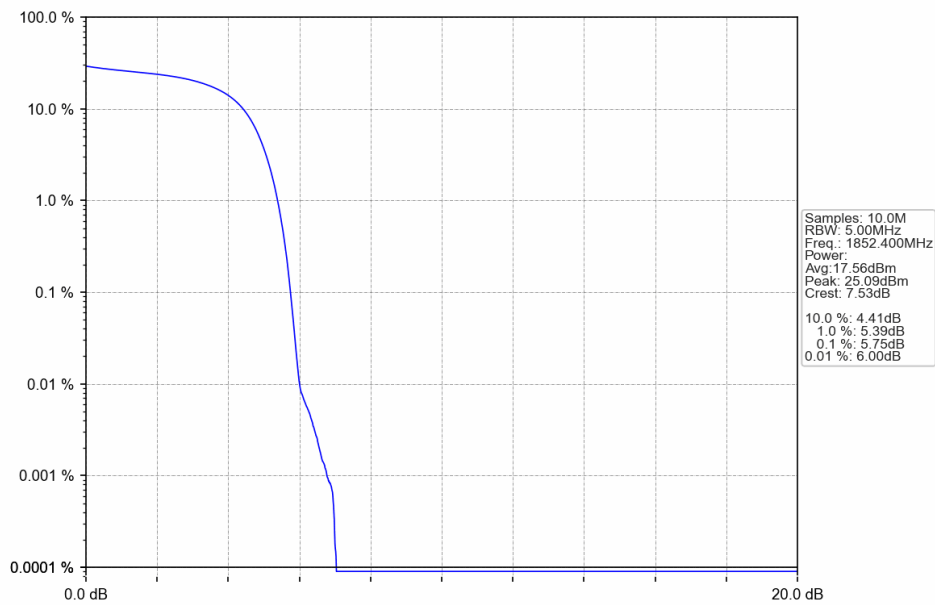
5.1.2 Test Graph



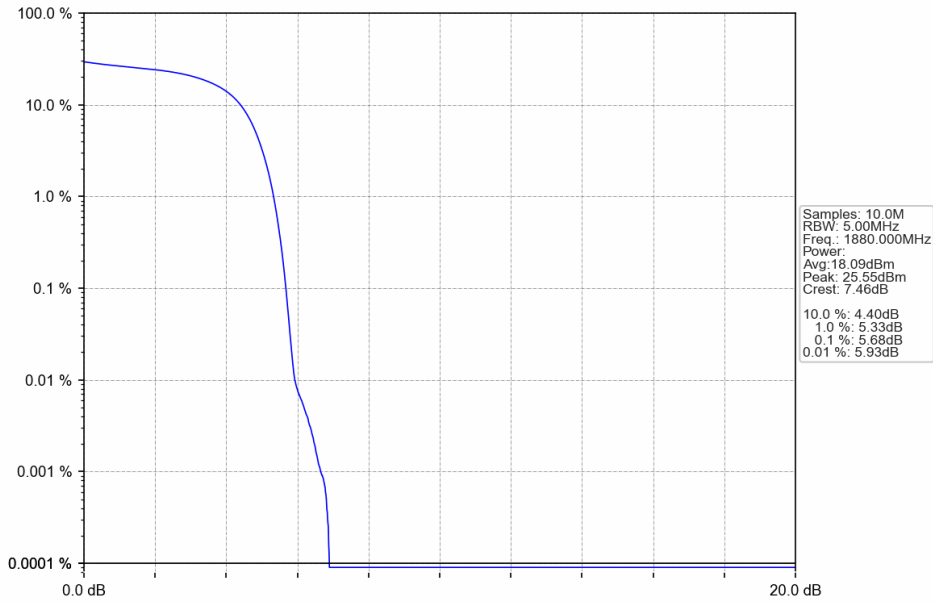
Band2_RMC_HCH_1907.6MHz_12.2kbps RMC_NTNV



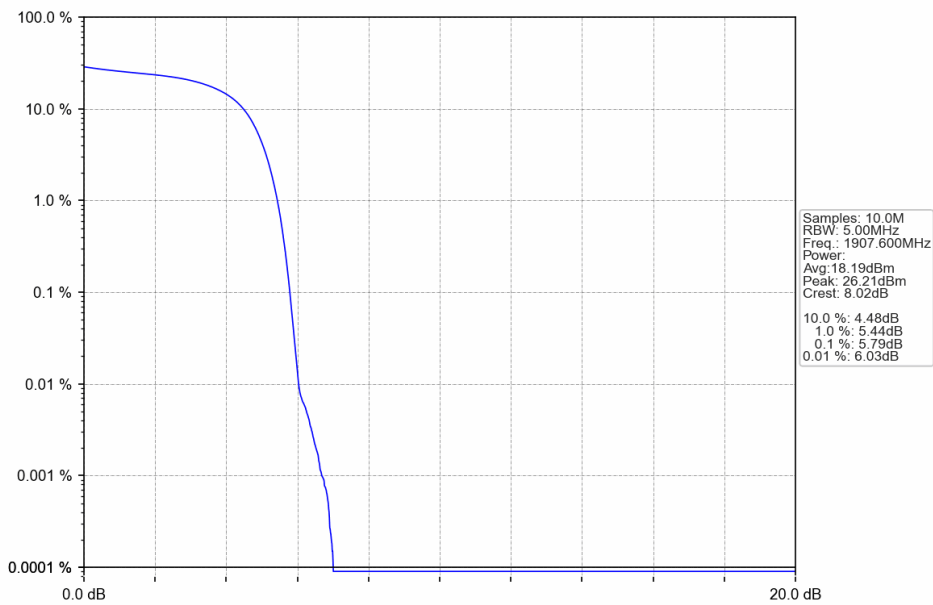
Band2_HSDPA_LCH_1852.4MHz_Subtest 1_NTNV



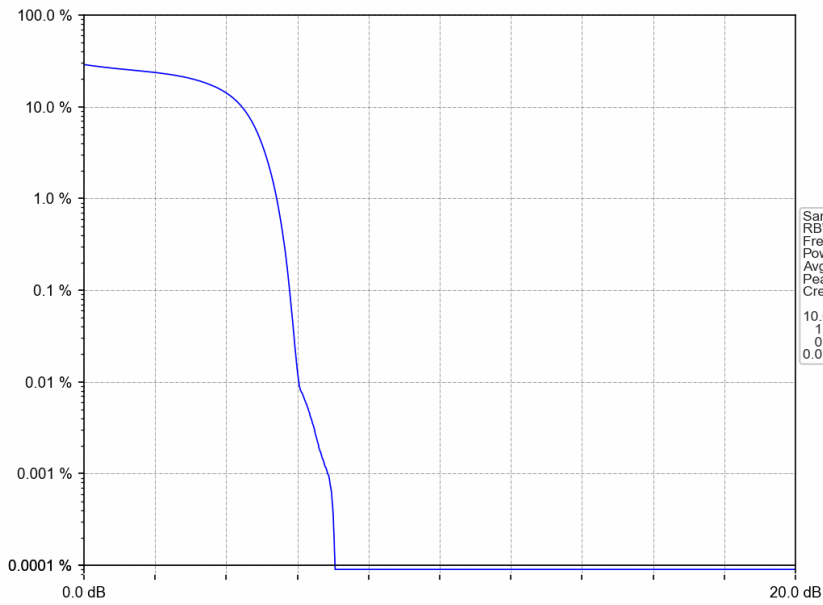
Band2_HSDPA_MCH_1880MHz_Subtest 1_NTNV



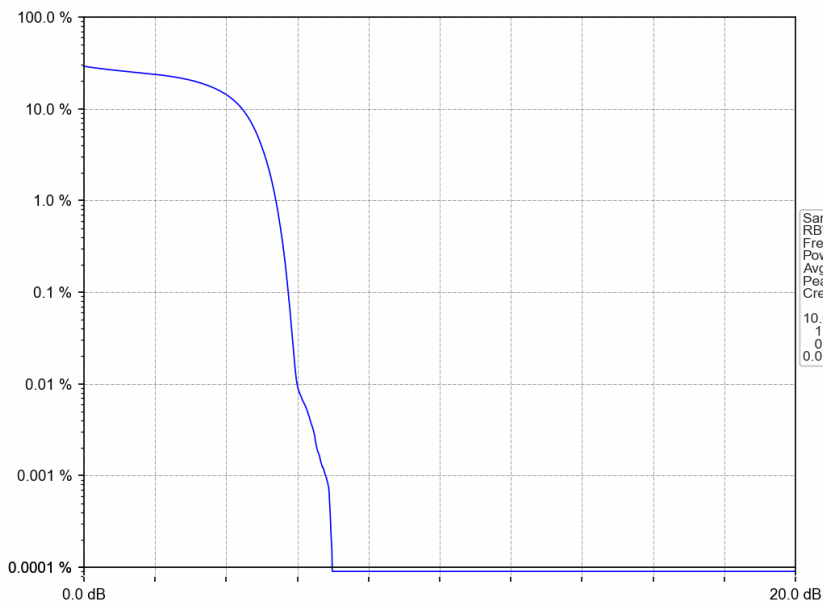
Band2_HSDPA_HCH_1907.6MHz_Subtest 1_NTNV



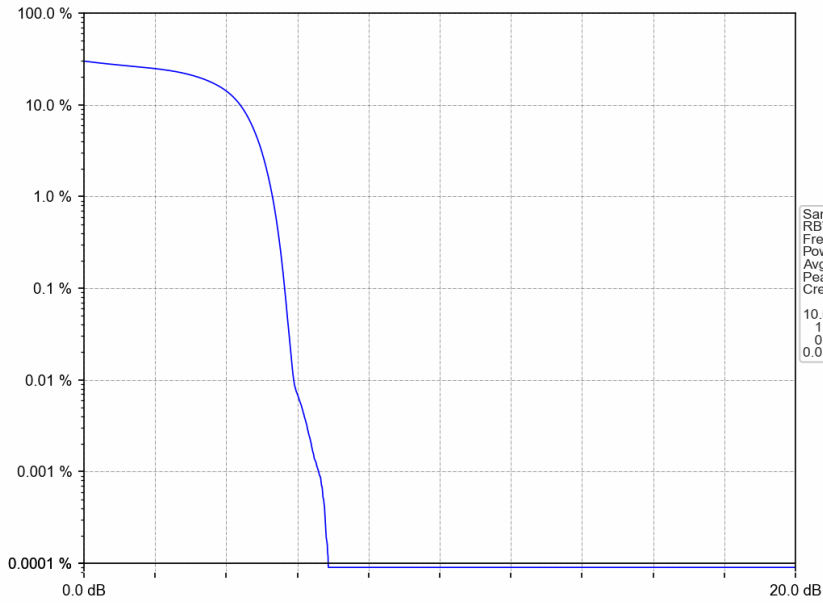
Band2_HSUPA_LCH_1852.4MHz_Subtest 1_NTNV



Band2_HSUPA_MCH_1880MHz_Subtest 1_NTNV



Band2_HSUPA_HCH_1907.6MHz_Subtest 1_NTNV



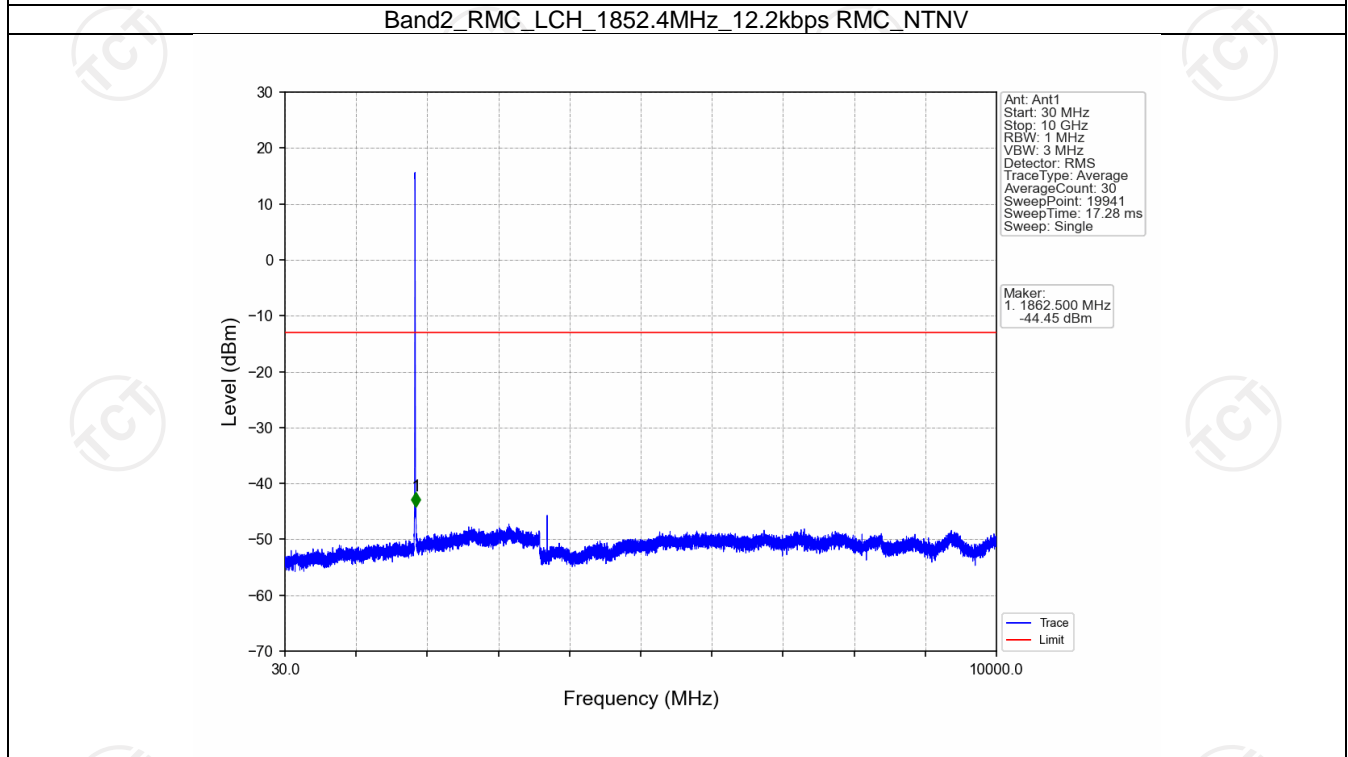
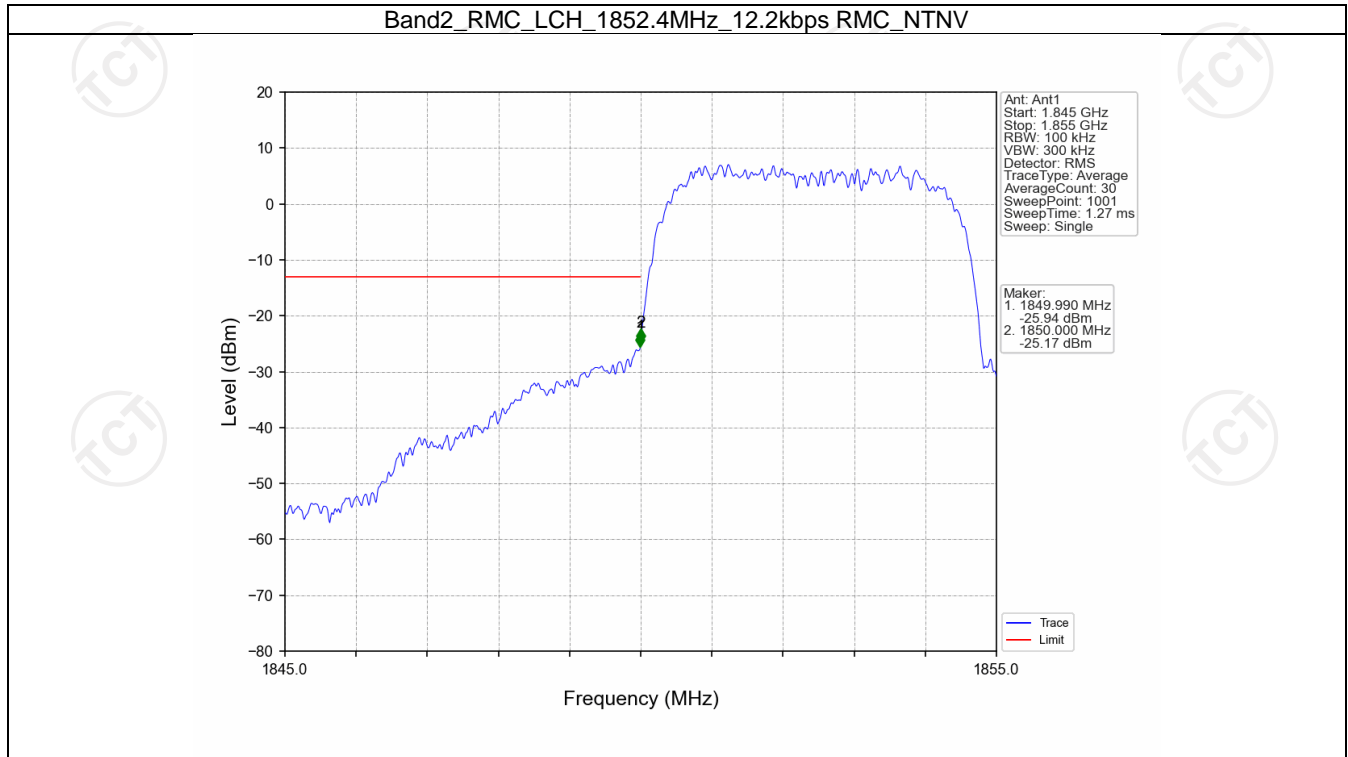
6. Spurious Emission

6.1 Band2

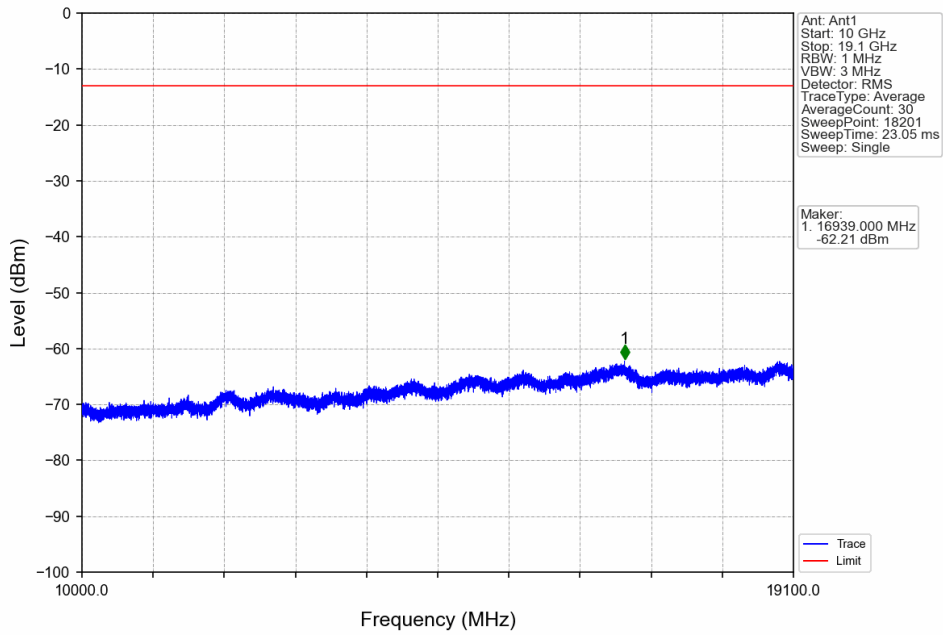
6.1.1 Test Result

Band: 2						
ENV	Mode		Frequency (MHz)	Spurious Emission		Verdict
	Network	Subset		Result	Limit	
NTNV	RMC	12.2kbps RMC	1852.4	Refer To Test Graph		Pass
			1880	Refer To Test Graph		Pass
			1907.6	Refer To Test Graph		Pass
	HSDPA	Subtest 1	1852.4	Refer To Test Graph		Pass
			1880	Refer To Test Graph		Pass
			1907.6	Refer To Test Graph		Pass
	HSUPA	Subtest 1	1852.4	Refer To Test Graph		Pass
			1880	Refer To Test Graph		Pass
			1907.6	Refer To Test Graph		Pass

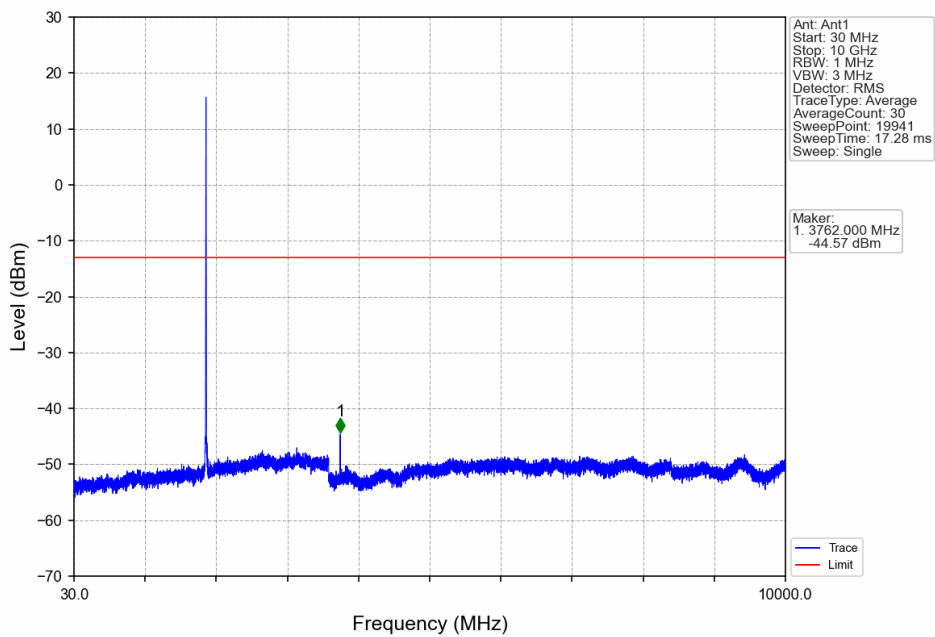
6.1.2 Test Graph



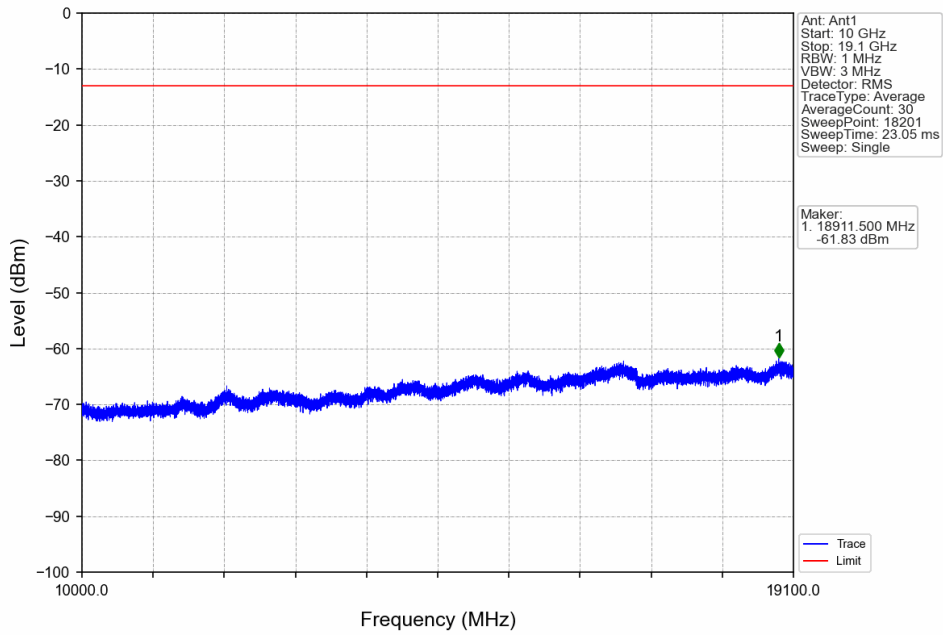
Band2_RMC_LCH_1852.4MHz_12.2kbps RMC_NTNV



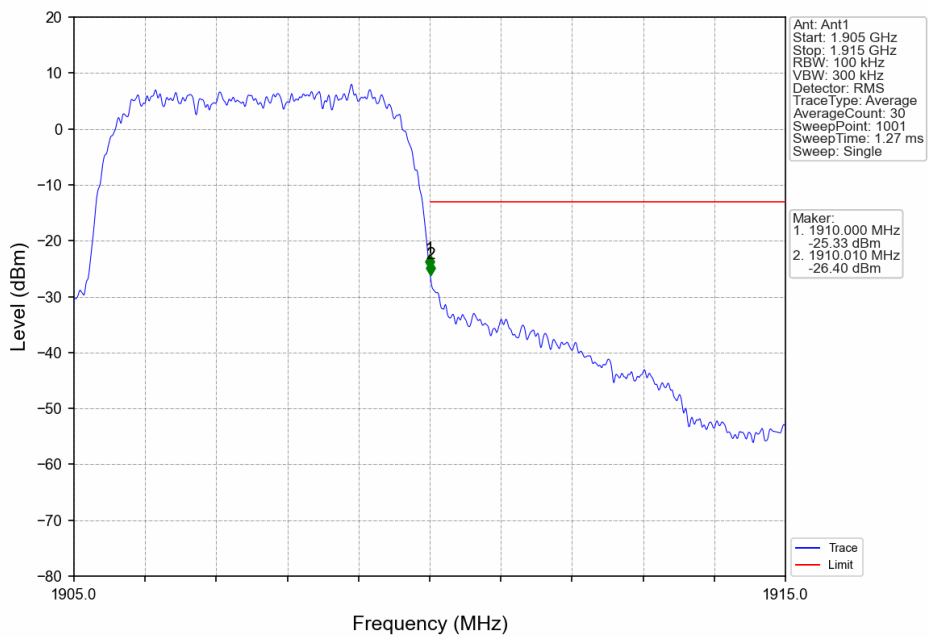
Band2_RMC_MCH_1880MHz_12.2kbps RMC_NTNV



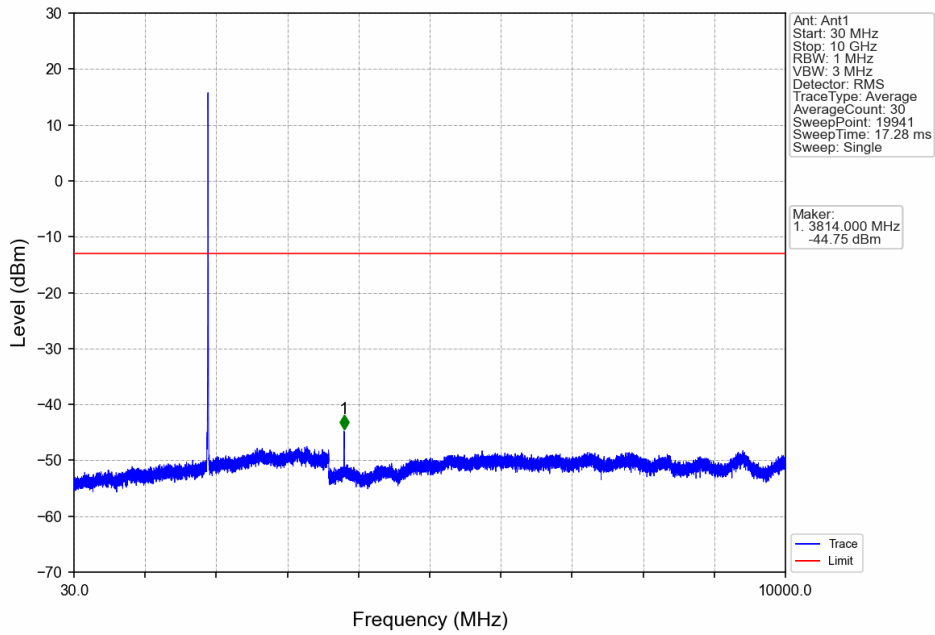
Band2_RMC_MCH_1880MHz_12.2kbps RMC_NTNV



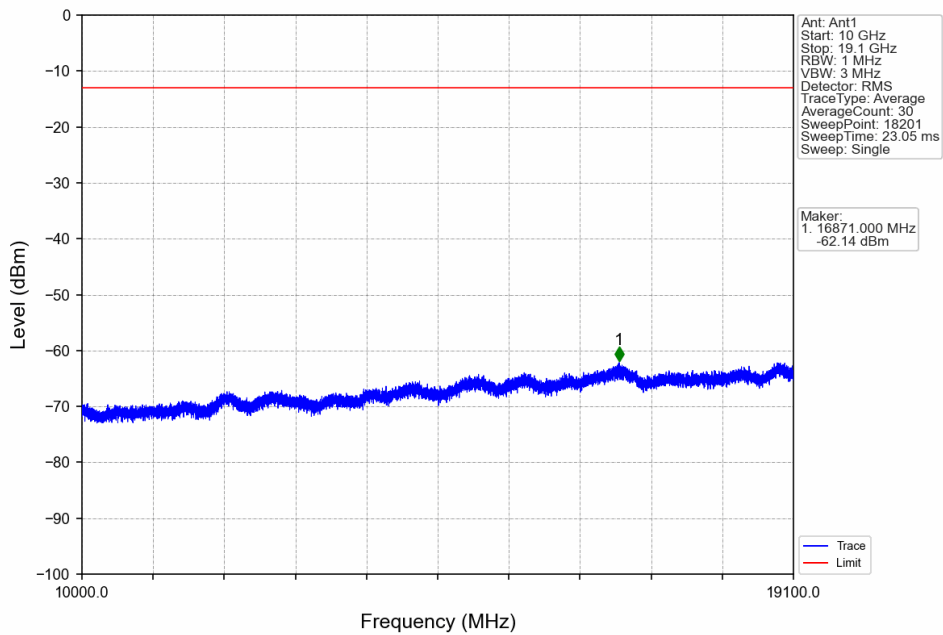
Band2_RMC_HCH_1907.6MHz_12.2kbps RMC_NTNV



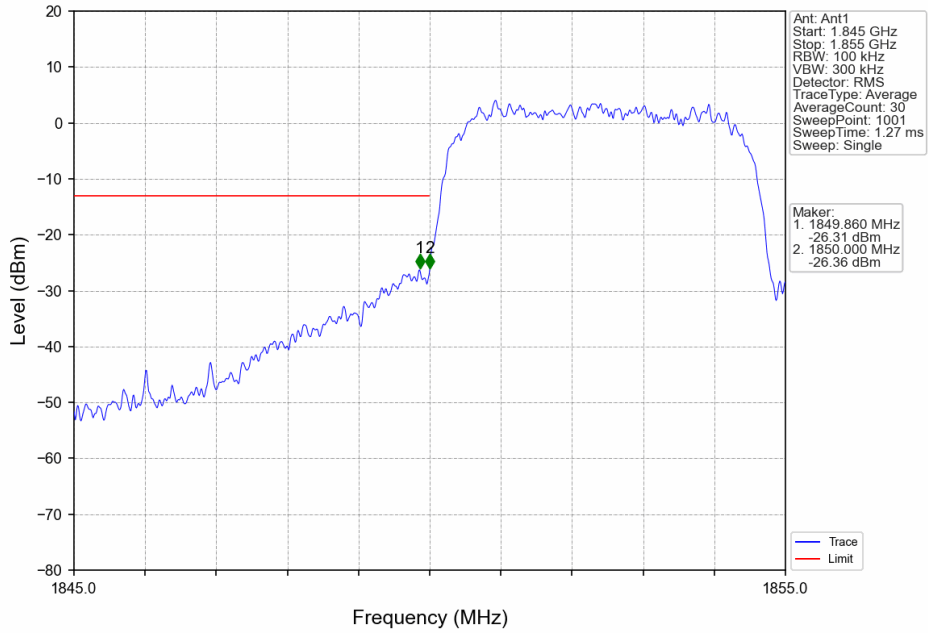
Band2_RMC_HCH_1907.6MHz_12.2kbps RMC_NTNV



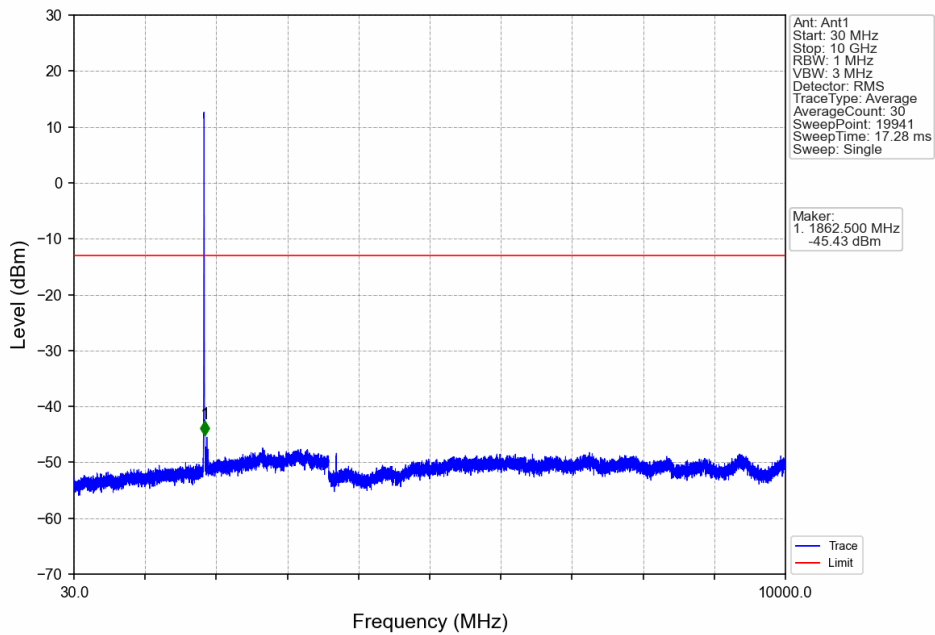
Band2_RMC_HCH_1907.6MHz_12.2kbps RMC_NTNV



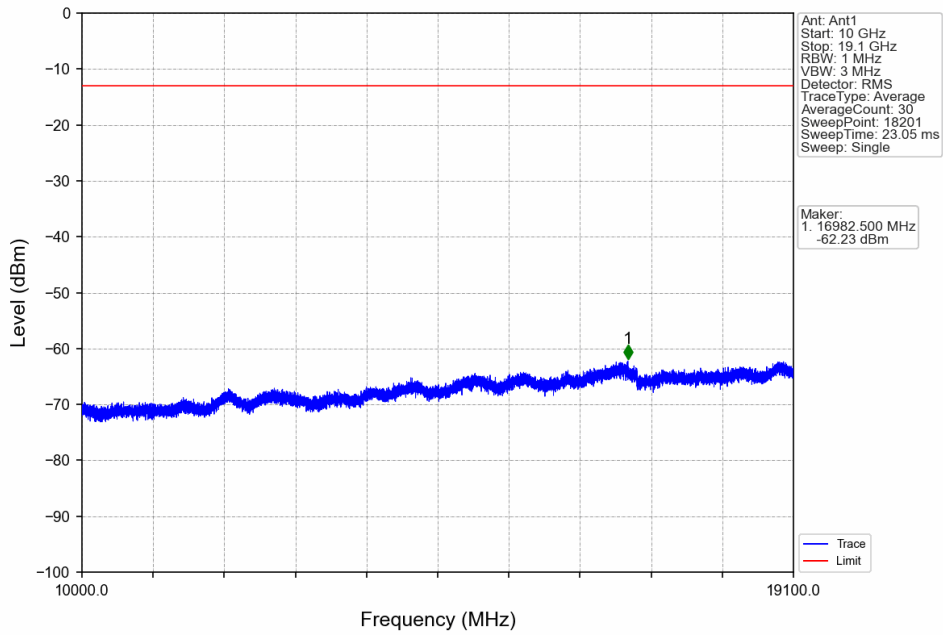
Band2_HSDPA_LCH_1852.4MHz_Subtest 1_NTNV



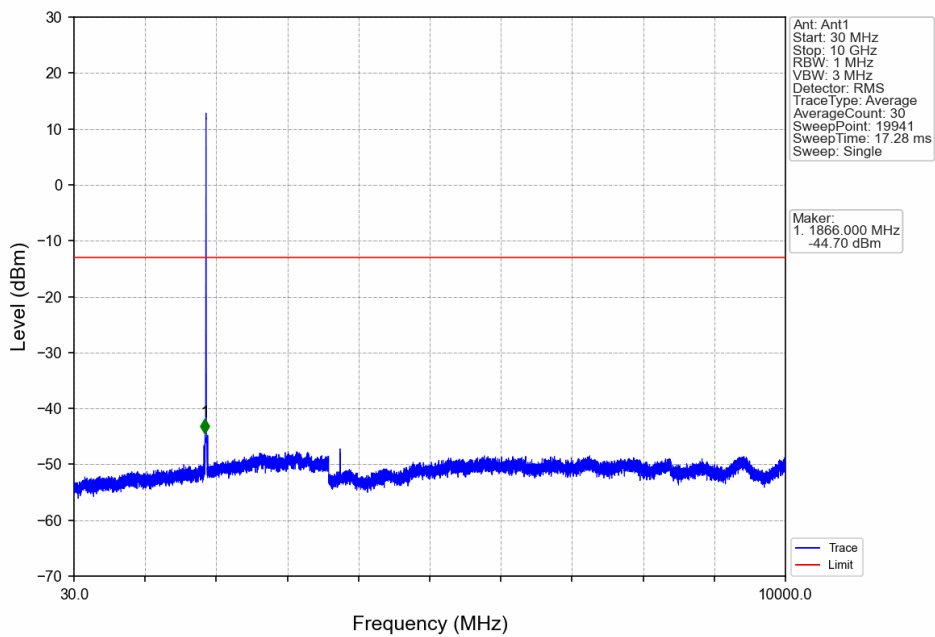
Band2_HSDPA_LCH_1852.4MHz_Subtest 1_NTNV



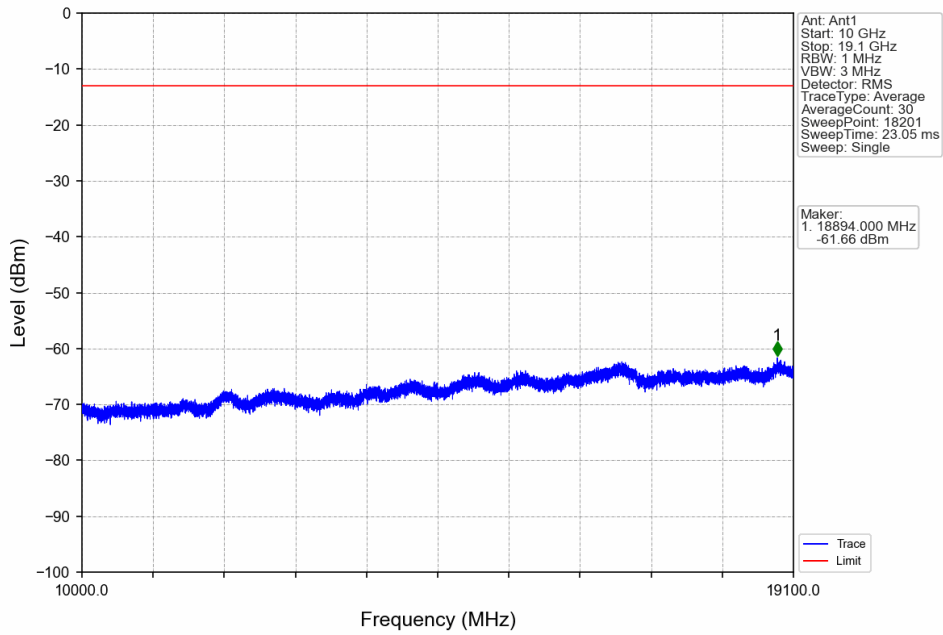
Band2_HSDPA_LCH_1852.4MHz_Subtest 1_NTNV



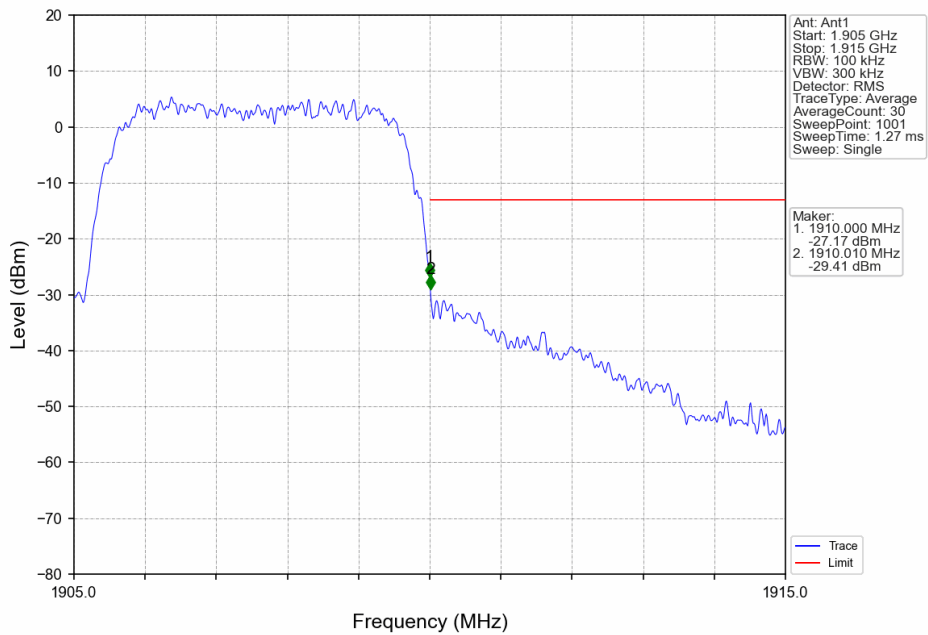
Band2_HSDPA_MCH_1880MHz_Subtest 1_NTNV



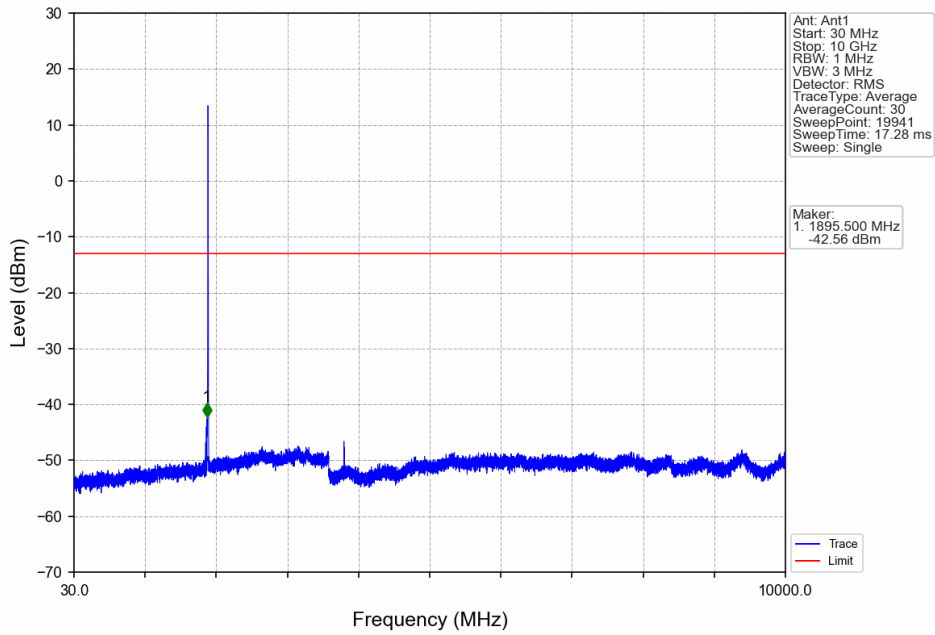
Band2_HSDPA_MCH_1880MHz_Subtest 1_NTNV



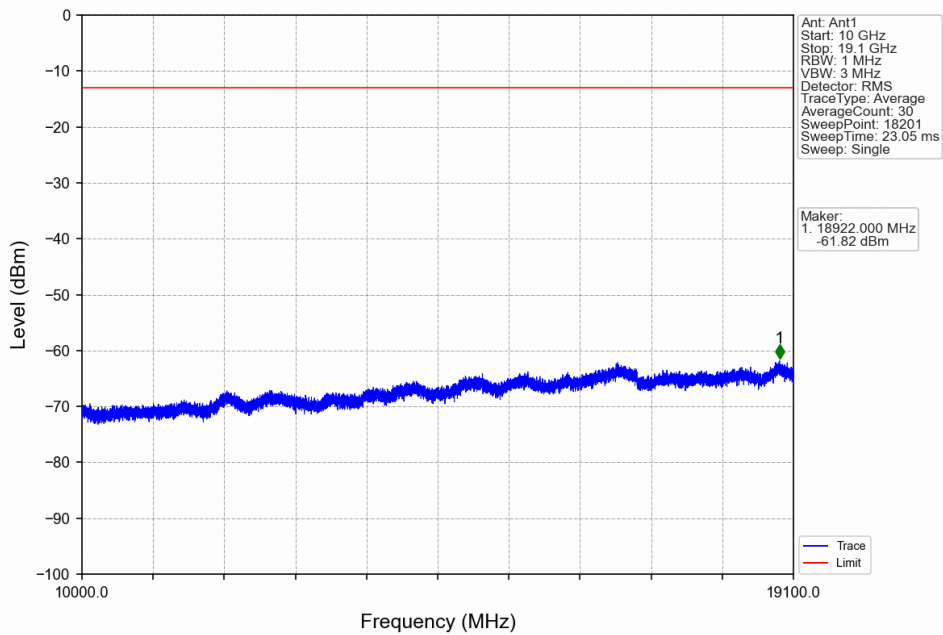
Band2_HSDPA_HCH_1907.6MHz_Subtest 1_NTNV



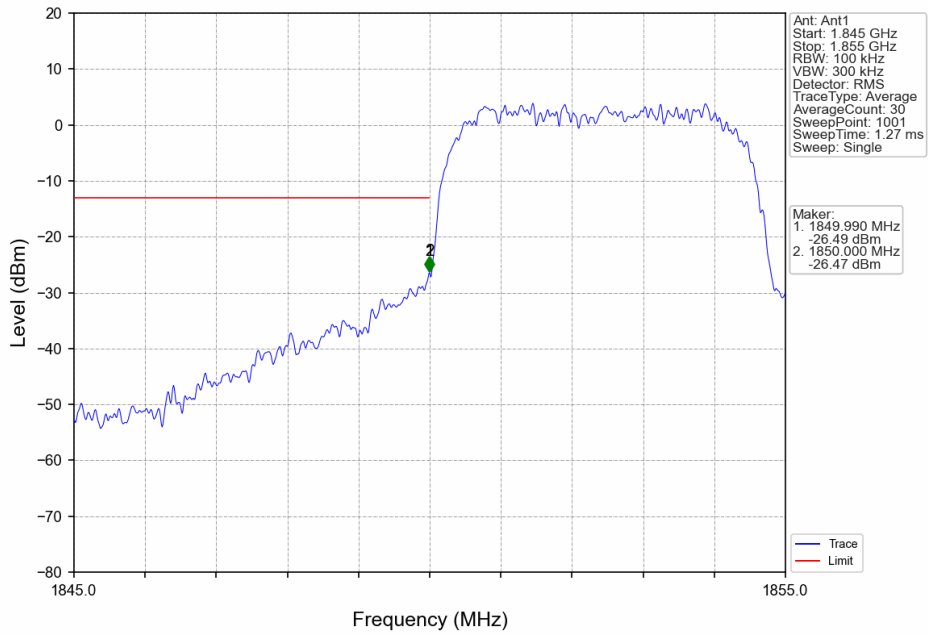
Band2_HSDPA_HCH_1907.6MHz_Subtest 1_NTNV



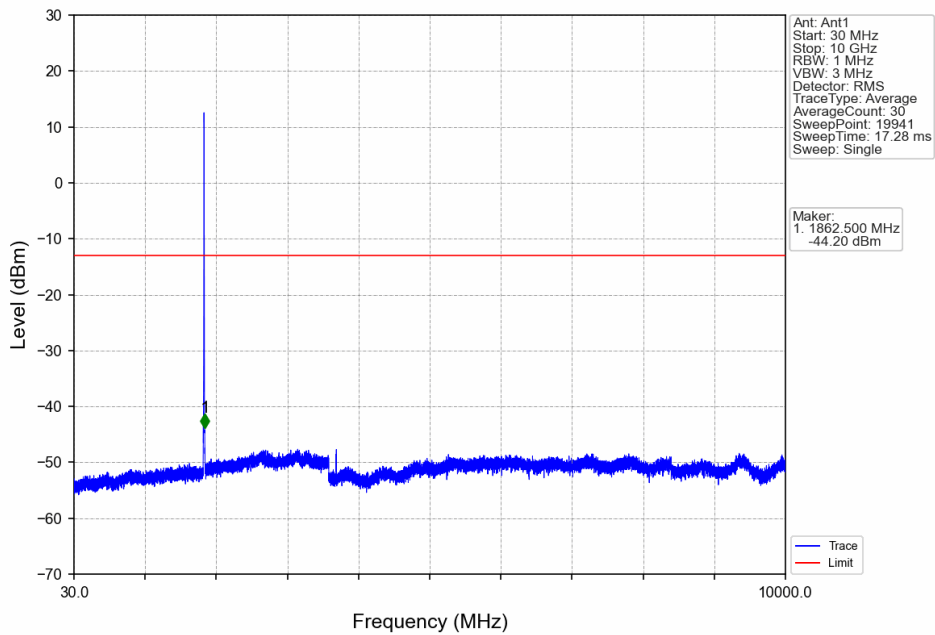
Band2_HSDPA_HCH_1907.6MHz_Subtest 1_NTNV



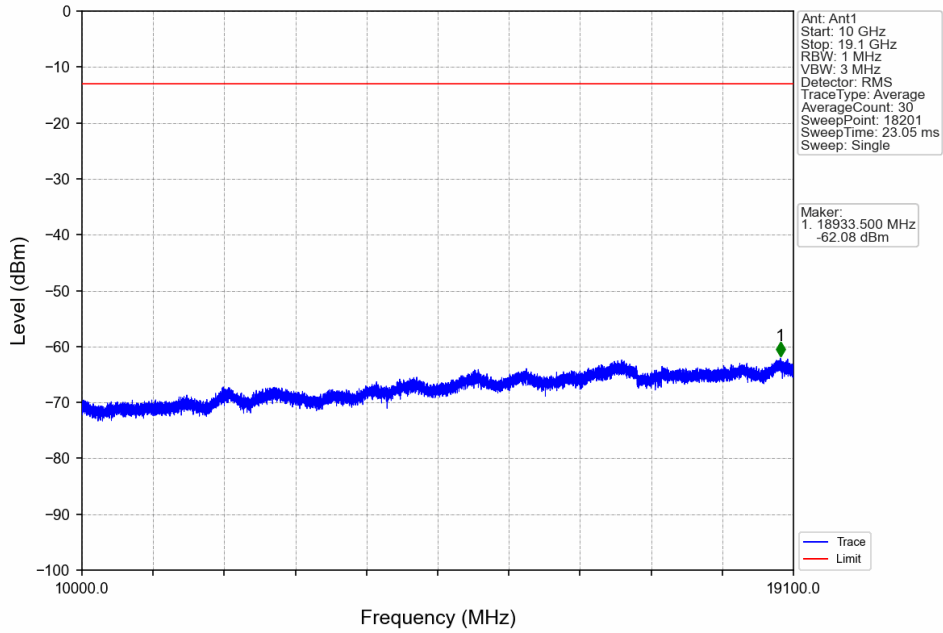
Band2_HSUPA_LCH_1852.4MHz_Subtest 1_NTNV



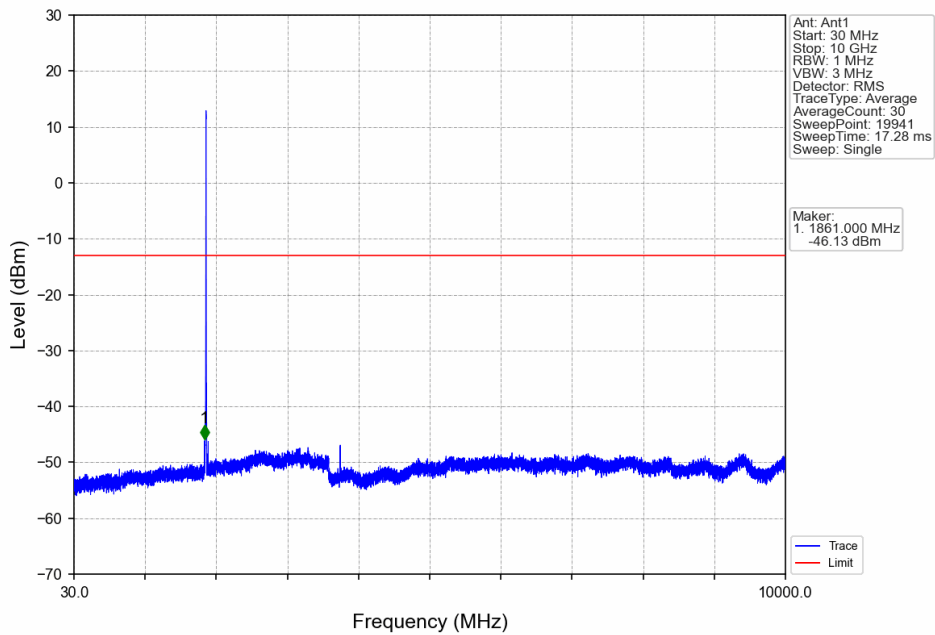
Band2_HSUPA_LCH_1852.4MHz_Subtest 1_NTNV



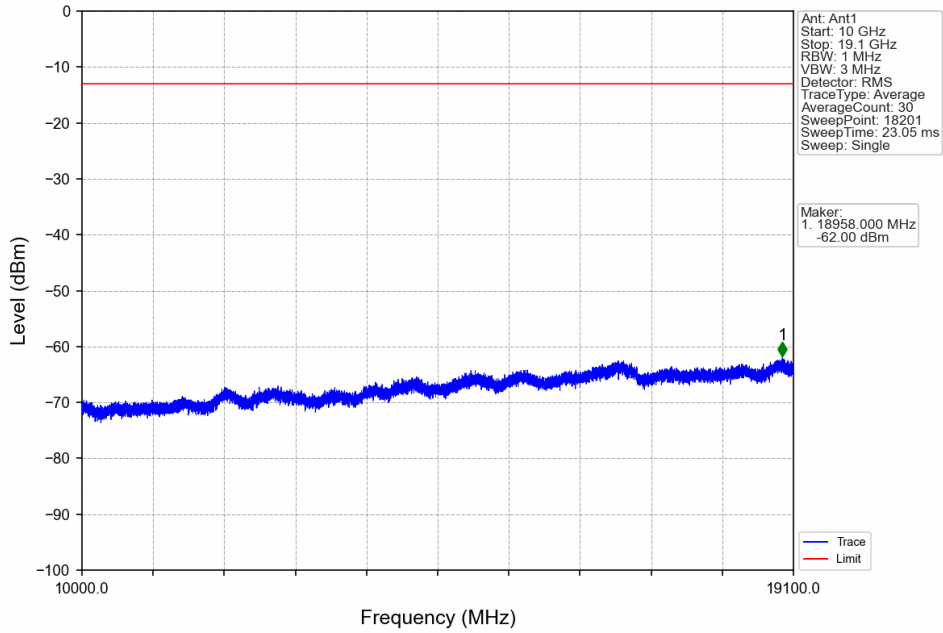
Band2_HSUPA_LCH_1852.4MHz_Subtest 1_NTNV



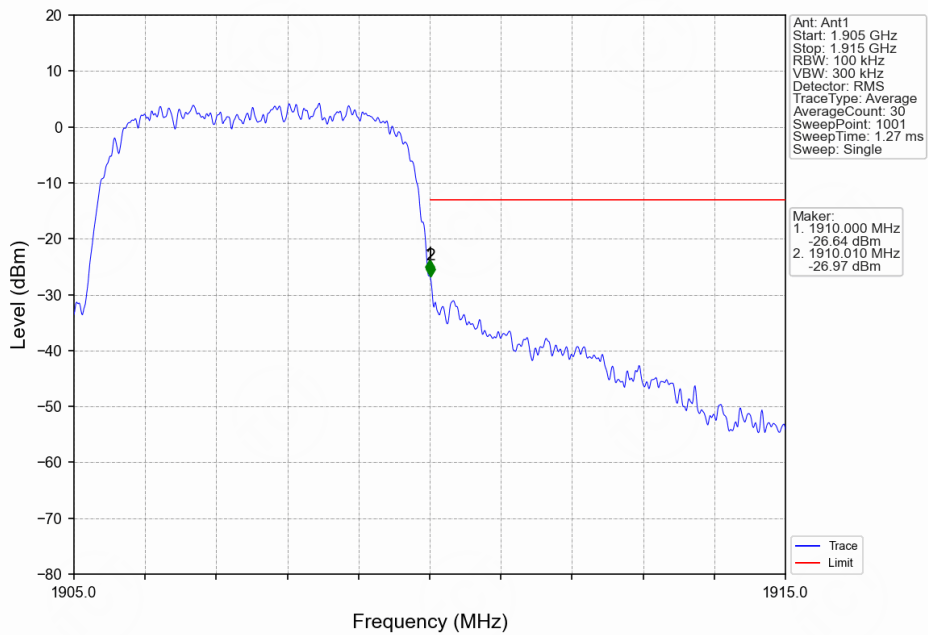
Band2_HSUPA_MCH_1880MHz_Subtest 1_NTNV



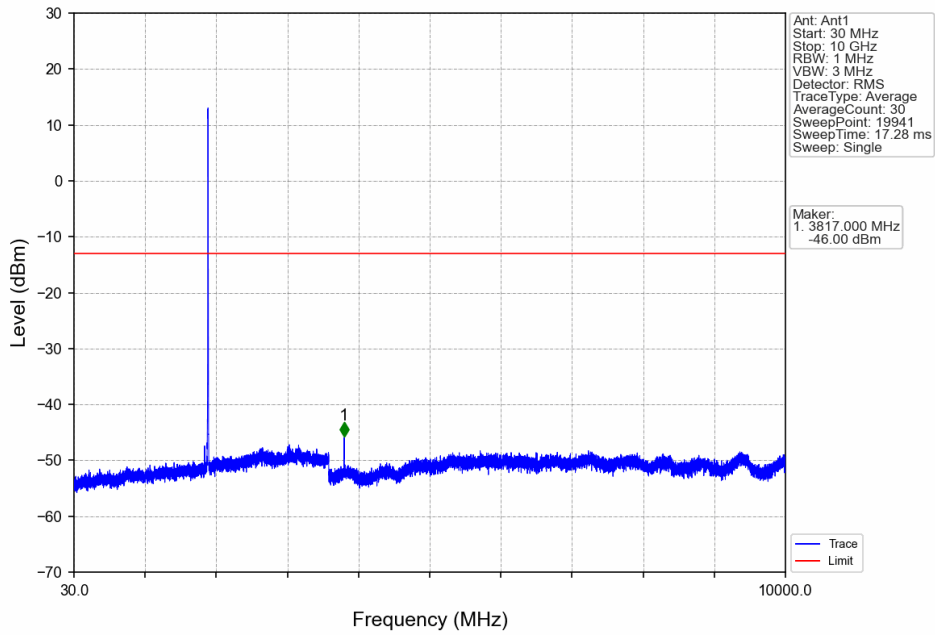
Band2_HSUPA_MCH_1880MHz_Subtest 1_NTNV



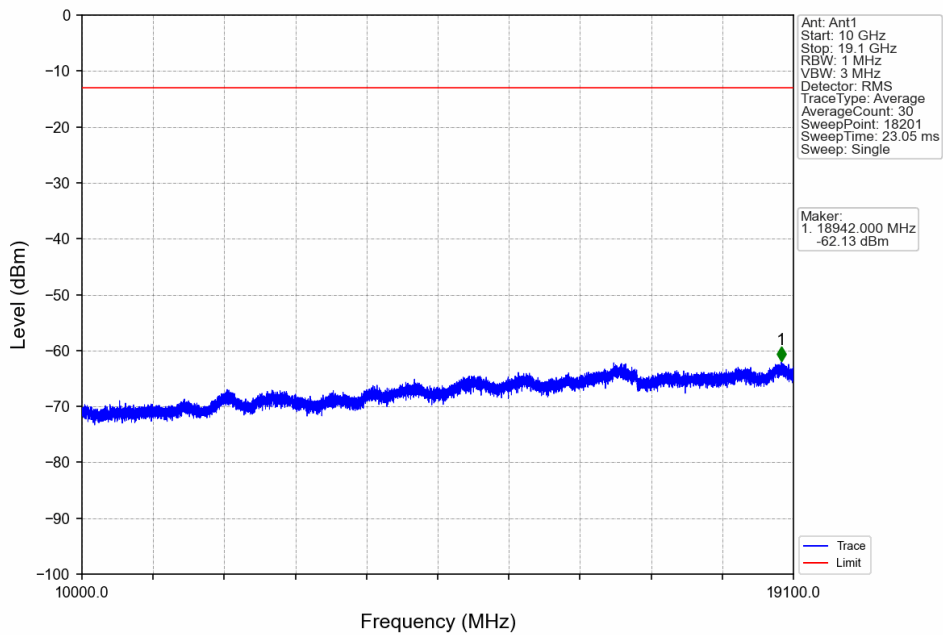
Band2_HSUPA_HCH_1907.6MHz_Subtest 1_NTNV



Band2_HSUPA_HCH_1907.6MHz_Subtest 1_NTNV



Band2_HSUPA_HCH_1907.6MHz_Subtest 1_NTNV



7. Form731

7.1 Form731_Power

7.1.1 Test Result

Band	BW	Lower Freq	High Freq	MAX Power (W)	Value	Hz/ppm	Emission Designator	Rule Parts	MAX Power (dBm)
2	3.84	1852.4	1907.6	0.1239	0.0055	ppm	4M19F9W	24E	20.93

7.2 Form731_EIRP

7.2.1 Test Result

Band	BW	Lower Freq	High Freq	MAX Power (W)	Value	Hz/ppm	Emission Designator	Rule Parts	MAX Power (dBm)
2	3.84	1852.4	1907.6	0.1432	0.0055	ppm	4M19F9W	24E	21.56