

Appendix IV EUT Internal Photographs

Photo 5 Internal of EUT




Photo 6 Internal of EUT





Photo 7 Appearance of PCB



Antenna

Photo 8 Appearance of PCB





Photo 9 Appearance of PCB**Photo 10 Appearance of PCB**